



See a Social Security Number? Say Something!
Report Privacy Problems to <https://public.resource.org/privacy>
Or call the IRS Identity Theft Hotline at 1-800-908-4490



Form 990-PF

Return of Private Foundation or Section 4947(a)(1) Nonexempt Charitable Trust Treated as a Private Foundation

OMB No 1545-0052

2011

Department of the Treasury Internal Revenue Service

Note. The foundation may be able to use a copy of this return to satisfy state reporting requirements

For calendar year 2011, or tax year beginning 09-01-2011, and ending 08-31-2012

Check all that apply: Initial return, Amended return, Initial return of a former public charity, Address change, Final return, Name change

Name of foundation: JOHN N BLACKMAN SR FOUNDATION C/O SCHAIN LEIFER GURALNICK. A Employer identification number: 22-2938619. B Telephone number: (212) 679-0380. H Check type of organization: Section 501(c)(3) exempt private foundation. I Fair market value of all assets at end of year: \$ 1,425,193. J Accounting method: Accrual.

Table with 5 columns: (a) Revenue and expenses per books, (b) Net investment income, (c) Adjusted net income, (d) Disbursements for charitable purposes. Rows include Revenue (1-12), Operating and Administrative Expenses (13-26), and Summary (27-29).

Attached schedules and amounts in the description column should be for end-of-year amounts only (See instructions)

Part II Balance Sheets		Beginning of year		End of year	
		(a) Book Value	(b) Book Value	(c) Fair Market Value	
Assets	1 Cash—non-interest-bearing	199,368	160,752	160,752	
	2 Savings and temporary cash investments	72,541	68,631	68,631	
	3 Accounts receivable ▶ _____ Less allowance for doubtful accounts ▶ _____				
	4 Pledges receivable ▶ _____ Less allowance for doubtful accounts ▶ _____				
	5 Grants receivable				
	6 Receivables due from officers, directors, trustees, and other disqualified persons (attach schedule) (see page 15 of the instructions)				
	7 Other notes and loans receivable (attach schedule) ▶ _____ Less allowance for doubtful accounts ▶ _____				
	8 Inventories for sale or use				
	9 Prepaid expenses and deferred charges				
	10a Investments—U S and state government obligations (attach schedule)	351,806 <input checked="" type="checkbox"/>	357,713	370,757	
	b Investments—corporate stock (attach schedule)	684,509 <input checked="" type="checkbox"/>	769,664	818,007	
	c Investments—corporate bonds (attach schedule)				
	11 Investments—land, buildings, and equipment basis ▶ _____ Less accumulated depreciation (attach schedule) ▶ _____				
	12 Investments—mortgage loans				
	13 Investments—other (attach schedule)	6,000 <input checked="" type="checkbox"/>	6,000	6,000	
	14 Land, buildings, and equipment basis ▶ _____ Less accumulated depreciation (attach schedule) ▶ _____				
15 Other assets (describe ▶ _____)	<input checked="" type="checkbox"/> 1,046 <input checked="" type="checkbox"/>	<input checked="" type="checkbox"/> 1,046 <input checked="" type="checkbox"/>	<input checked="" type="checkbox"/> 1,046		
16 Total assets (to be completed by all filers—see the instructions Also, see page 1, item I)	1,315,270	1,363,806	1,425,193		
Liabilities	17 Accounts payable and accrued expenses				
	18 Grants payable				
	19 Deferred revenue				
	20 Loans from officers, directors, trustees, and other disqualified persons				
	21 Mortgages and other notes payable (attach schedule)				
	22 Other liabilities (describe ▶ _____)				
23 Total liabilities (add lines 17 through 22)		0			
Net Assets or Fund Balances	Foundations that follow SFAS 117, check here ▶ <input type="checkbox"/> and complete lines 24 through 26 and lines 30 and 31.				
	24 Unrestricted				
	25 Temporarily restricted				
	26 Permanently restricted				
	Foundations that do not follow SFAS 117, check here ▶ <input checked="" type="checkbox"/> and complete lines 27 through 31.				
	27 Capital stock, trust principal, or current funds				
	28 Paid-in or capital surplus, or land, bldg, and equipment fund				
29 Retained earnings, accumulated income, endowment, or other funds	1,315,270	1,363,806			
30 Total net assets or fund balances (see page 17 of the instructions)	1,315,270	1,363,806			
31 Total liabilities and net assets/fund balances (see page 17 of the instructions)	1,315,270	1,363,806			

Part III Analysis of Changes in Net Assets or Fund Balances

1	Total net assets or fund balances at beginning of year—Part II, column (a), line 30 (must agree with end-of-year figure reported on prior year's return)	1	1,315,270
2	Enter amount from Part I, line 27a	2	48,536
3	Other increases not included in line 2 (itemize) ▶ _____	3	
4	Add lines 1, 2, and 3	4	1,363,806
5	Decreases not included in line 2 (itemize) ▶ _____	5	
6	Total net assets or fund balances at end of year (line 4 minus line 5)—Part II, column (b), line 30	6	1,363,806

Part IV Capital Gains and Losses for Tax on Investment Income

(a) List and describe the kind(s) of property sold (e.g., real estate, 2-story brick warehouse, or common stock, 200 shs MLC Co)		(b) How acquired P—Purchase D—Donation	(c) Date acquired (mo, day, yr)	(d) Date sold (mo, day, yr)
1a	See Additional Data Table			
b				
c				
d				
e				
(e) Gross sales price	(f) Depreciation allowed (or allowable)	(g) Cost or other basis plus expense of sale	(h) Gain or (loss) (e) plus (f) minus (g)	
a	See Additional Data Table			
b				
c				
d				
e				
Complete only for assets showing gain in column (h) and owned by the foundation on 12/31/69			(i) Gains (Col (h) gain minus col (k), but not less than -0-) or Losses (from col (h))	
(i) FMV as of 12/31/69	(j) Adjusted basis as of 12/31/69	(k) Excess of col (i) over col (j), if any		
a	See Additional Data Table			
b				
c				
d				
e				
2	Capital gain net income or (net capital loss)	{ If gain, also enter in Part I, line 7 If (loss), enter -0- in Part I, line 7 }	2	73,117
3	Net short-term capital gain or (loss) as defined in sections 1222(5) and (6) If gain, also enter in Part I, line 8, column (c) (see pages 13 and 17 of the instructions) If (loss), enter -0- in Part I, line 8		}	3

Part V Qualification Under Section 4940(e) for Reduced Tax on Net Investment Income

(For optional use by domestic private foundations subject to the section 4940(a) tax on net investment income)

If section 4940(d)(2) applies, leave this part blank

Was the foundation liable for the section 4942 tax on the distributable amount of any year in the base period? Yes No
 If "Yes," the foundation does not qualify under section 4940(e) Do not complete this part

1 Enter the appropriate amount in each column for each year, see page 18 of the instructions before making any entries

(a) Base period years Calendar year (or tax year beginning in)	(b) Adjusted qualifying distributions	(c) Net value of noncharitable-use assets	(d) Distribution ratio (col (b) divided by col (c))
2010	202,499	1,520,237	0.133202
2009	193,111	1,444,756	0.133663
2008	190,879	1,547,754	0.123326
2007	202,821	2,207,821	0.091865
2006	219,807	2,357,913	0.093221
2	Total of line 1, column (d).		2 0.575277
3	Average distribution ratio for the 5-year base period—divide the total on line 2 by 5, or by the number of years the foundation has been in existence if less than 5 years		3 0.115055
4	Enter the net value of noncharitable-use assets for 2011 from Part X, line 5.		4 1,118,121
5	Multiply line 4 by line 3.		5 128,645
6	Enter 1% of net investment income (1% of Part I, line 27b).		6 779
7	Add lines 5 and 6.		7 129,424
8	Enter qualifying distributions from Part XII, line 4.		8 214,000

If line 8 is equal to or greater than line 7, check the box in Part VI, line 1b, and complete that part using a 1% tax rate See the Part VI instructions on page 18

Part VI Excise Tax Based on Investment Income (Section 4940(a), 4940(b), 4940(e), or 4948—see page 18 of the instructions)

1a	Exempt operating foundations described in section 4940(d)(2), check here <input type="checkbox"/> and enter "N/A" on line 1 Date of ruling or determination letter _____ (attach copy of letter if necessary—see instructions)		
b	Domestic foundations that meet the section 4940(e) requirements in Part V, check here <input checked="" type="checkbox"/> and enter 1% of Part I, line 27b	1	779
c	All other domestic foundations enter 2% of line 27b Exempt foreign organizations enter 4% of Part I, line 12, col (b)		
2	Tax under section 511 (domestic section 4947(a)(1) trusts and taxable foundations only Others enter -0-)	2	
3	Add lines 1 and 2.	3	779
4	Subtitle A (income) tax (domestic section 4947(a)(1) trusts and taxable foundations only Others enter -0-)	4	
5	Tax based on investment income. Subtract line 4 from line 3 If zero or less, enter -0-	5	779
6	Credits/Payments		
a	2011 estimated tax payments and 2010 overpayment credited to 2011	6a	329
b	Exempt foreign organizations—tax withheld at source	6b	
c	Tax paid with application for extension of time to file (Form 8868)	6c	500
d	Backup withholding erroneously withheld	6d	
7	Total credits and payments Add lines 6a through 6d.	7	829
8	Enter any penalty for underpayment of estimated tax Check here <input checked="" type="checkbox"/> if Form 2220 is attached	8	3
9	Tax due. If the total of lines 5 and 8 is more than line 7, enter amount owed	9	
10	Overpayment. If line 7 is more than the total of lines 5 and 8, enter the amount overpaid	10	47
11	Enter the amount of line 10 to be Credited to 2012 estimated tax <input type="checkbox"/> 47 Refunded <input type="checkbox"/>	11	

Part VII-A Statements Regarding Activities

	Yes	No
1a During the tax year, did the foundation attempt to influence any national, state, or local legislation or did it participate or intervene in any political campaign?		No
b Did it spend more than \$100 during the year (either directly or indirectly) for political purposes (see page 19 of the instructions for definition)? <i>If the answer is "Yes" to 1a or 1b, attach a detailed description of the activities and copies of any materials published or distributed by the foundation in connection with the activities.</i>		No
c Did the foundation file Form 1120-POL for this year?		No
d Enter the amount (if any) of tax on political expenditures (section 4955) imposed during the year (1) On the foundation <input type="checkbox"/> \$ _____ (2) On foundation managers <input type="checkbox"/> \$ _____		
e Enter the reimbursement (if any) paid by the foundation during the year for political expenditure tax imposed on foundation managers <input type="checkbox"/> \$ _____		
2 Has the foundation engaged in any activities that have not previously been reported to the IRS? <i>If "Yes," attach a detailed description of the activities.</i>		No
3 Has the foundation made any changes, not previously reported to the IRS, in its governing instrument, articles of incorporation, or bylaws, or other similar instruments? <i>If "Yes," attach a conformed copy of the changes</i>		No
4a Did the foundation have unrelated business gross income of \$1,000 or more during the year?		No
b If "Yes," has it filed a tax return on Form 990-T for this year?		
5 Was there a liquidation, termination, dissolution, or substantial contraction during the year? <i>If "Yes," attach the statement required by General Instruction T.</i>		No
6 Are the requirements of section 508(e) (relating to sections 4941 through 4945) satisfied either ● By language in the governing instrument, or ● By state legislation that effectively amends the governing instrument so that no mandatory directions that conflict with the state law remain in the governing instrument?	Yes	
7 Did the foundation have at least \$5,000 in assets at any time during the year? <i>If "Yes," complete Part II, col (c), and Part XV</i>	Yes	
8a Enter the states to which the foundation reports or with which it is registered (see page 19 of the instructions) <input type="checkbox"/> NY, DE _____		
b If the answer is "Yes" to line 7, has the foundation furnished a copy of Form 990-PF to the Attorney General (or designate) of each state as required by General Instruction G? <i>If "No," attach explanation .</i>	Yes	
9 Is the foundation claiming status as a private operating foundation within the meaning of section 4942(j)(3) or 4942(j)(5) for calendar year 2011 or the taxable year beginning in 2011 (see instructions for Part XIV on page 27)? <i>If "Yes," complete Part XIV</i>		No
10 Did any persons become substantial contributors during the tax year? <i>If "Yes," attach a schedule listing their names and addresses</i>		No

Part VII-A Statements Regarding Activities (continued)

11 At any time during the year, did the foundation, directly or indirectly, own a controlled entity within the meaning of section 512(b)(13)? If "Yes," attach schedule (see page 20 of the instructions).	11		No
12 Did the foundation acquire a direct or indirect interest in any applicable insurance contract before August 17, 2008?	12		No
13 Did the foundation comply with the public inspection requirements for its annual returns and exemption application? Website address N/A	13	Yes	
14 The books are in care of SCHAIN LEIFER GURALNICK Telephone no (212) 679-0380 Located at 10 E40TH ST NEW YORK NY ZIP+4 10016			
15 Section 4947(a)(1) nonexempt charitable trusts filing Form 990-PF in lieu of Form 1041 —Check here <input type="checkbox"/> and enter the amount of tax-exempt interest received or accrued during the year.	15		<input type="checkbox"/>
16 At any time during calendar year 2011, did the foundation have an interest in or a signature or other authority over a bank, securities, or other financial account in a foreign country?	16	Yes	No

See the instructions for exceptions and filing requirements for Form TD F 90-22 1 If "Yes", enter the name of the foreign country

Part VII-B Statements Regarding Activities for Which Form 4720 May Be Required

File Form 4720 if any item is checked in the "Yes" column, unless an exception applies.			Yes	No
1a During the year did the foundation (either directly or indirectly)				
(1) Engage in the sale or exchange, or leasing of property with a disqualified person? <input type="checkbox"/> Yes <input checked="" type="checkbox"/> No				
(2) Borrow money from, lend money to, or otherwise extend credit to (or accept it from) a disqualified person? <input type="checkbox"/> Yes <input checked="" type="checkbox"/> No				
(3) Furnish goods, services, or facilities to (or accept them from) a disqualified person? <input type="checkbox"/> Yes <input checked="" type="checkbox"/> No				
(4) Pay compensation to, or pay or reimburse the expenses of, a disqualified person? <input type="checkbox"/> Yes <input checked="" type="checkbox"/> No				
(5) Transfer any income or assets to a disqualified person (or make any of either available for the benefit or use of a disqualified person)? <input type="checkbox"/> Yes <input checked="" type="checkbox"/> No				
(6) Agree to pay money or property to a government official? (Exception. Check "No" if the foundation agreed to make a grant to or to employ the official for a period after termination of government service, if terminating within 90 days). <input type="checkbox"/> Yes <input checked="" type="checkbox"/> No				
b If any answer is "Yes" to 1a(1)–(6), did any of the acts fail to qualify under the exceptions described in Regulations section 53.4941(d)-3 or in a current notice regarding disaster assistance (see page 20 of the instructions)? Organizations relying on a current notice regarding disaster assistance check here. <input type="checkbox"/>	1b			
c Did the foundation engage in a prior year in any of the acts described in 1a, other than excepted acts, that were not corrected before the first day of the tax year beginning in 2011?	1c			
2 Taxes on failure to distribute income (section 4942) (does not apply for years the foundation was a private operating foundation defined in section 4942(j)(3) or 4942(j)(5))				
a At the end of tax year 2011, did the foundation have any undistributed income (lines 6d and 6e, Part XIII) for tax year(s) beginning before 2011? <input type="checkbox"/> Yes <input checked="" type="checkbox"/> No If "Yes," list the years 20 ____, 20 ____, 20 ____, 20 ____				
b Are there any years listed in 2a for which the foundation is not applying the provisions of section 4942(a)(2) (relating to incorrect valuation of assets) to the year's undistributed income? (If applying section 4942(a)(2) to all years listed, answer "No" and attach statement—see page 20 of the instructions).	2b			
c If the provisions of section 4942(a)(2) are being applied to any of the years listed in 2a, list the years here 20 ____, 20 ____, 20 ____, 20 ____				
3a Did the foundation hold more than a 2% direct or indirect interest in any business enterprise at any time during the year? <input type="checkbox"/> Yes <input checked="" type="checkbox"/> No				
b If "Yes," did it have excess business holdings in 2011 as a result of (1) any purchase by the foundation or disqualified persons after May 26, 1969, (2) the lapse of the 5-year period (or longer period approved by the Commissioner under section 4943(c)(7)) to dispose of holdings acquired by gift or bequest, or (3) the lapse of the 10-, 15-, or 20-year first phase holding period? (<i>Use Schedule C, Form 4720, to determine if the foundation had excess business holdings in 2011.</i>)	3b			
4a Did the foundation invest during the year any amount in a manner that would jeopardize its charitable purposes?	4a			No
b Did the foundation make any investment in a prior year (but after December 31, 1969) that could jeopardize its charitable purpose that had not been removed from jeopardy before the first day of the tax year beginning in 2011?	4b			No

Part VII-B Statements Regarding Activities for Which Form 4720 May Be Required (continued)

5a During the year did the foundation pay or incur any amount to

(1) Carry on propaganda, or otherwise attempt to influence legislation (section 4945(e))? Yes No

(2) Influence the outcome of any specific public election (see section 4955), or to carry on, directly or indirectly, any voter registration drive? Yes No

(3) Provide a grant to an individual for travel, study, or other similar purposes? Yes No

(4) Provide a grant to an organization other than a charitable, etc., organization described in section 509(a)(1), (2), or (3), or section 4940(d)(2)? (see page 22 of the instructions). Yes No

(5) Provide for any purpose other than religious, charitable, scientific, literary, or educational purposes, or for the prevention of cruelty to children or animals? Yes No

b If any answer is "Yes" to 5a(1)–(5), did **any** of the transactions fail to qualify under the exceptions described in Regulations section 53.4945 or in a current notice regarding disaster assistance (see page 22 of the instructions)? **5b**

Organizations relying on a current notice regarding disaster assistance check here.

c If the answer is "Yes" to question 5a(4), does the foundation claim exemption from the tax because it maintained expenditure responsibility for the grant? Yes No
If "Yes," attach the statement required by Regulations section 53.4945–5(d).

6a Did the foundation, during the year, receive any funds, directly or indirectly, to pay premiums on a personal benefit contract? Yes No




b Did the foundation, during the year, pay premiums, directly or indirectly, on a personal benefit contract? **6b** **No**
If "Yes" to 6b, file Form 8870.

7a At any time during the tax year, was the foundation a party to a prohibited tax shelter transaction? Yes No

b If yes, did the foundation receive any proceeds or have any net income attributable to the transaction? **7b**

Part VIII Information About Officers, Directors, Trustees, Foundation Managers, Highly Paid Employees, and Contractors

1 List all officers, directors, trustees, foundation managers and their compensation (see page 22 of the instructions).

(a) Name and address	(b) Title, and average hours per week devoted to position	(c) Compensation (If not paid, enter -0-)	(d) Contributions to employee benefit plans and deferred compensation	(e) Expense account, other allowances
HOWARD SCHAIN  10 EAST 40TH STREET NEW YORK, NY 10016	PRESIDENT 1 00	0	0	0
MARK W BLACKMAN  10 EAST 40TH STREET NEW YORK, NY 10016	TRUSTEE 0 00	0	0	0
JOHN N BLACKMAN JR  10 EAST 40TH STREET NEW YORK, NY 10016	TRUSTEE 0 00	0	0	0

2 Compensation of five highest-paid employees (other than those included on line 1—see page 23 of the instructions). If none, enter "NONE."

(a) Name and address of each employee paid more than \$50,000	(b) Title, and average hours per week devoted to position	(c) Compensation	(d) Contributions to employee benefit plans and deferred compensation	(e) Expense account, other allowances
NONE				

Total number of other employees paid over \$50,000.

Part VIII Information About Officers, Directors, Trustees, Foundation Managers, Highly Paid Employees, and Contractors (continued)

3 Five highest-paid independent contractors for professional services (see page 23 of the instructions). If none, enter "NONE".

(a) Name and address of each person paid more than \$50,000	(b) Type of service	(c) Compensation
NONE		

Total number of others receiving over \$50,000 for professional services. **▶**

Part IX-A Summary of Direct Charitable Activities

List the foundation's four largest direct charitable activities during the tax year. Include relevant statistical information such as the number of organizations and other beneficiaries served, conferences convened, research papers produced, etc

	Expenses
1	
2	
3	
4	

Part IX-B Summary of Program-Related Investments (see page 23 of the instructions)

Describe the two largest program-related investments made by the foundation during the tax year on lines 1 and 2

	Amount
1 N/A	
2	
3 All other program-related investments. See page 24 of the instructions	

Total. Add lines 1 through 3. **▶**

Part X Minimum Investment Return (All domestic foundations must complete this part. Foreign foundations, see page 24 of the instructions.)

1	Fair market value of assets not used (or held for use) directly in carrying out charitable, etc , purposes		
a	Average monthly fair market value of securities.	1a	750,404
b	Average of monthly cash balances.	1b	378,744
c	Fair market value of all other assets (see page 24 of the instructions).	1c	6,000
d	Total (add lines 1a, b, and c).	1d	1,135,148
e	Reduction claimed for blockage or other factors reported on lines 1a and 1c (attach detailed explanation).	1e	
2	Acquisition indebtedness applicable to line 1 assets.	2	
3	Subtract line 2 from line 1d.	3	1,135,148
4	Cash deemed held for charitable activities Enter 1 1/2% of line 3 (for greater amount, see page 25 of the instructions).	4	17,027
5	Net value of noncharitable-use assets. Subtract line 4 from line 3 Enter here and on Part V, line 4	5	1,118,121
6	Minimum investment return. Enter 5% of line 5.	6	55,906

Part XI Distributable Amount (see page 25 of the instructions) (Section 4942(j)(3) and (j)(5) private operating foundations and certain foreign organizations check here and do not complete this part.)

1	Minimum investment return from Part X, line 6.	1	55,906
2a	Tax on investment income for 2011 from Part VI, line 5.	2a	779
b	Income tax for 2011 (This does not include the tax from Part VI).	2b	
c	Add lines 2a and 2b.	2c	779
3	Distributable amount before adjustments Subtract line 2c from line 1.	3	55,127
4	Recoveries of amounts treated as qualifying distributions.	4	
5	Add lines 3 and 4.	5	55,127
6	Deduction from distributable amount (see page 25 of the instructions).	6	
7	Distributable amount as adjusted Subtract line 6 from line 5 Enter here and on Part XIII, line 1.	7	55,127

Part XII Qualifying Distributions (see page 25 of the instructions)

1	Amounts paid (including administrative expenses) to accomplish charitable, etc , purposes		
a	Expenses, contributions, gifts, etc —total from Part I, column (d), line 26.	1a	214,000
b	Program-related investments—total from Part IX-B.	1b	
2	Amounts paid to acquire assets used (or held for use) directly in carrying out charitable, etc , purposes.	2	
3	Amounts set aside for specific charitable projects that satisfy the		
a	Suitability test (prior IRS approval required).	3a	
b	Cash distribution test (attach the required schedule).	3b	
4	Qualifying distributions. Add lines 1a through 3b Enter here and on Part V, line 8, and Part XIII, line 4	4	214,000
5	Foundations that qualify under section 4940(e) for the reduced rate of tax on net investment income Enter 1% of Part I, line 27b (see page 26 of the instructions).	5	779
6	Adjusted qualifying distributions. Subtract line 5 from line 4.	6	213,221

Note: The amount on line 6 will be used in Part V, column (b), in subsequent years when calculating whether the foundation qualifies for the section 4940(e) reduction of tax in those years

Part XIII Undistributed Income (see page 26 of the instructions)

	(a) Corpus	(b) Years prior to 2010	(c) 2010	(d) 2011
1 Distributable amount for 2011 from Part XI, line 7				55,127
2 Undistributed income, if any, as of the end of 2011				
a Enter amount for 2010 only.				
b Total for prior years 20___, 20___, 20___				
3 Excess distributions carryover, if any, to 2011				
a From 2006.				102,297
b From 2007.				92,788
c From 2008.				113,733
d From 2009.				122,651
e From 2010.				127,489
f Total of lines 3a through e.	558,958			
4 Qualifying distributions for 2011 from Part XII, line 4 ▶ \$ <u>214,000</u>				
a Applied to 2010, but not more than line 2a				
b Applied to undistributed income of prior years (Election required—see page 26 of the instructions)				
c Treated as distributions out of corpus (Election required—see page 26 of the instructions).				
d Applied to 2011 distributable amount.				55,127
e Remaining amount distributed out of corpus	158,873			
5 Excess distributions carryover applied to 2011 <i>(If an amount appears in column (d), the same amount must be shown in column (a).)</i>				
6 Enter the net total of each column as indicated below:				
a Corpus Add lines 3f, 4c, and 4e Subtract line 5	717,831			
b Prior years' undistributed income Subtract line 4b from line 2b.				
c Enter the amount of prior years' undistributed income for which a notice of deficiency has been issued, or on which the section 4942(a) tax has been previously assessed.				
d Subtract line 6c from line 6b Taxable amount—see page 27 of the instructions				
e Undistributed income for 2010 Subtract line 4a from line 2a Taxable amount—see page 27 of the instructions				
f Undistributed income for 2011 Subtract lines 4d and 5 from line 1 This amount must be distributed in 2011.				0
7 Amounts treated as distributions out of corpus to satisfy requirements imposed by section 170(b)(1)(F) or 4942(g)(3) (see page 27 of the instructions).				
8 Excess distributions carryover from 2006 not applied on line 5 or line 7 (see page 27 of the instructions).	102,297			
9 Excess distributions carryover to 2012. Subtract lines 7 and 8 from line 6a.	615,534			
10 Analysis of line 9				
a Excess from 2007.				92,788
b Excess from 2008.				113,733
c Excess from 2009.				122,651
d Excess from 2010.				127,489
e Excess from 2011.				158,873

Part XIV Private Operating Foundations (see page 27 of the instructions and Part VII-A, question 9)

1a If the foundation has received a ruling or determination letter that it is a private operating foundation, and the ruling is effective for 2011, enter the date of the ruling.

b Check box to indicate whether the organization is a private operating foundation described in section 4942(j)(3) or 4942(j)(5)

	Tax year	Prior 3 years			(e) Total
	(a) 2011	(b) 2010	(c) 2009	(d) 2008	
2a Enter the lesser of the adjusted net income from Part I or the minimum investment return from Part X for each year listed					
b 85% of line 2a					
c Qualifying distributions from Part XII, line 4 for each year listed					
d Amounts included in line 2c not used directly for active conduct of exempt activities					
e Qualifying distributions made directly for active conduct of exempt activities Subtract line 2d from line 2c					
3 Complete 3a, b, or c for the alternative test relied upon					
a "Assets" alternative test—enter					
(1) Value of all assets					
(2) Value of assets qualifying under section 4942(j)(3)(B)(i)					
b "Endowment" alternative test— enter 2/3 of minimum investment return shown in Part X, line 6 for each year listed.					
c "Support" alternative test—enter					
(1) Total support other than gross investment income (interest, dividends, rents, payments on securities loans (section 512(a)(5)), or royalties)					
(2) Support from general public and 5 or more exempt organizations as provided in section 4942(j)(3)(B)(iii).					
(3) Largest amount of support from an exempt organization					
(4) Gross investment income					

Part XV Supplementary Information (Complete this part only if the organization had \$5,000 or more in assets at any time during the year—see page 27 of the instructions.)

1 Information Regarding Foundation Managers:

a List any managers of the foundation who have contributed more than 2% of the total contributions received by the foundation before the close of any tax year (but only if they have contributed more than \$5,000) (See section 507(d)(2))

b List any managers of the foundation who own 10% or more of the stock of a corporation (or an equally large portion of the ownership of a partnership or other entity) of which the foundation has a 10% or greater interest

2 Information Regarding Contribution, Grant, Gift, Loan, Scholarship, etc., Programs:

Check here if the foundation only makes contributions to preselected charitable organizations and does not accept unsolicited requests for funds. If the foundation makes gifts, grants, etc. (see page 28 of the instructions) to individuals or organizations under other conditions, complete items 2a, b, c, and d

a The name, address, and telephone number of the person to whom applications should be addressed
 HOWARD SCHAIN
 10 EAST 40TH STREET 2710
 NEW YORK, NY 10016
 (212) 679-0380

b The form in which applications should be submitted and information and materials they should include
 BY LETTER

c Any submission deadlines
 NONE

d Any restrictions or limitations on awards, such as by geographical areas, charitable fields, kinds of institutions, or other factors
 NONE

Part XV Supplementary Information (continued)

3 Grants and Contributions Paid During the Year or Approved for Future Payment

Recipient	If recipient is an individual, show any relationship to any foundation manager or substantial contributor	Foundation status of recipient	Purpose of grant or contribution	Amount
Name and address (home or business)				
a <i>Paid during the year</i> See Additional Data Table				
Total				3a 214,000
b <i>Approved for future payment</i>				
Total				3b

Schedule B
(Form 990, 990-EZ, or 990-PF)

Schedule of Contributors

OMB No 1545-0047

▶ Attach to Form 990, 990-EZ, or 990-PF.

2011

Department of the Treasury
Internal Revenue Service

Name of organization
JOHN N BLACKMAN SR FOUNDATION
C/O SCHATIN LEIFER GURALNICK

Employer identification number
22-2938619

Organization type (check one)

Filers of:

Section:

Form 990 or 990-EZ

501(c)() (enter number) organization

4947(a)(1) nonexempt charitable trust **not** treated as a private foundation

527 political organization

Form 990-PF

501(c)(3) exempt private foundation

4947(a)(1) nonexempt charitable trust treated as a private foundation

501(c)(3) taxable private foundation

Check if your organization is covered by the **General Rule** or a **Special Rule**.

Note. Only a section 501(c)(7), (8), or (10) organization can check boxes for both the General Rule and a Special Rule. See instructions.

General Rule—

For an organization filing Form 990, 990-EZ, or 990-PF that received, during the year, \$5,000 or more (in money or property) from any one contributor. Complete Parts I and II.

Special Rules

For a section 501(c)(3) organization filing Form 990 or 990-EZ, that met the 33¹/₃% support test of the regulations under sections 509(a)(1) and 170(b)(1)(A)(vi), and received from any one contributor, during the year, a contribution of the greater of **(1)** \$5,000 or **(2)** 2% of the amount on (i) Form 990, Part VIII, line 1h, or (ii) Form 990-EZ, line 1. Complete Parts I and II.

For a section 501(c)(7), (8), or (10) organization filing Form 990, or 990-EZ, that received from any one contributor, during the year, aggregate contributions of more than \$1,000 for use *exclusively* for religious, charitable, scientific, literary, or educational purposes, or the prevention of cruelty to children or animals. Complete Parts I, II, and III.

For a section 501(c)(7), (8), or (10) organization filing Form 990, or 990-EZ, that received from any one contributor, during the year, contributions for use *exclusively* for religious, charitable, etc., purposes, but these contributions did not aggregate to more than \$1,000. If this box is checked, enter here the total contributions that were received during the year for an *exclusively* religious, charitable, etc., purpose. Do not complete any of the parts unless the **General Rule** applies to this organization because it received nonexclusively religious, charitable, etc., contributions of \$5,000 or more during the year. . . . ▶ \$ _____

Caution. An Organization that is not covered by the General Rule and/or the Special Rules does not file Schedule B (Form 990, 990-EZ, or 990-PF), but it **must** answer "No" on Part IV, line 2 of its Form 990, or check the box in the heading of its Form 990-EZ, or on line 2 of its Form 990-PF, to certify that it does not meet the filing requirements of Schedule B (Form 990, 990-EZ, or 990-PF).

Name of organization JOHN N BLACKMAN SR FOUNDATION C/O SCHAIN LEIFER GURALNICK	Employer identification number 22-2938619
---	---

Part I **Contributors** (see Instructions) Use duplicate copies of Part I if additional space is needed

(a) No.	(b) Name, address, and ZIP + 4	(c) Aggregate contributions	(d) Type of contribution
<u>1</u>	MARK BLACKMAN 80 DEEPWOOD ROAD DARIEN, CT 06820	\$ <u>100,000</u>	Person <input checked="" type="checkbox"/> Payroll <input type="checkbox"/> Noncash <input type="checkbox"/> (Complete Part II if there is a noncash contribution)
<u>2</u>	JOHN BLACKMAN 15368 MILAN LANE NAPLES, FL 34110	\$ <u>100,000</u>	Person <input checked="" type="checkbox"/> Payroll <input type="checkbox"/> Noncash <input type="checkbox"/> (Complete Part II if there is a noncash contribution)
—	_____ _____ _____	\$ _____	Person <input type="checkbox"/> Payroll <input type="checkbox"/> Noncash <input type="checkbox"/> (Complete Part II if there is a noncash contribution)
—	_____ _____ _____	\$ _____	Person <input type="checkbox"/> Payroll <input type="checkbox"/> Noncash <input type="checkbox"/> (Complete Part II if there is a noncash contribution)
—	_____ _____ _____	\$ _____	Person <input type="checkbox"/> Payroll <input type="checkbox"/> Noncash <input type="checkbox"/> (Complete Part II if there is a noncash contribution)
—	_____ _____ _____	\$ _____	Person <input type="checkbox"/> Payroll <input type="checkbox"/> Noncash <input type="checkbox"/> (Complete Part II if there is a noncash contribution)

Name of organization JOHN N BLACKMAN SR FOUNDATION C/O SCHAIN LEIFER GURALNICK	Employer identification number 22-2938619
---	---

Part II **Noncash Property** (see Instructions) Use duplicate copies of Part II if additional space is needed

(a) No. from Part I	(b) Description of noncash property given	(c) FMV (or estimate) (see instructions)	(d) Date received
_____	_____ _____ _____	\$ _____	_____
_____	_____ _____ _____	\$ _____	_____
_____	_____ _____ _____	\$ _____	_____
_____	_____ _____ _____	\$ _____	_____
_____	_____ _____ _____	\$ _____	_____
_____	_____ _____ _____	\$ _____	_____

Name of organization JOHN N BLACKMAN SR FOUNDATION C/O SCHAIN LEIFER GURALNICK	Employer identification number 22-2938619
---	---

Part III Exclusively religious, charitable, etc., individual contributions to section 501(c)(7), (8), or (10) organizations
aggregating more than \$1,000 for the year. (Complete columns (a) through (e) and the following line entry)

 For organizations completing Part III, enter the total of *exclusively* religious, charitable, etc., contributions of **\$1,000 or less** for the year (Enter this information once See instructions) ► \$

Use duplicate copies of Part III if additional space is needed

(a) No. from Part I	(b) Purpose of gift	(c) Use of gift	(d) Description of how gift is held
—	_____ _____ _____	_____ _____ _____	_____ _____ _____
(e) Transfer of gift			
Transferee's name, address, and ZIP 4		Relationship of transferor to transferee	
_____ _____ _____		_____ _____ _____	
—	_____ _____ _____	_____ _____ _____	_____ _____ _____
(e) Transfer of gift			
Transferee's name, address, and ZIP 4		Relationship of transferor to transferee	
_____ _____ _____		_____ _____ _____	
—	_____ _____ _____	_____ _____ _____	_____ _____ _____
(e) Transfer of gift			
Transferee's name, address, and ZIP 4		Relationship of transferor to transferee	
_____ _____ _____		_____ _____ _____	
—	_____ _____ _____	_____ _____ _____	_____ _____ _____
(e) Transfer of gift			
Transferee's name, address, and ZIP 4		Relationship of transferor to transferee	

TY 2011 Accounting Fees Schedule

Name: JOHN N BLACKMAN SR FOUNDATION

C/O SCHAIN LEIFER GURALNICK

EIN: 22-2938619

Category	Amount	Net Investment Income	Adjusted Net Income	Disbursements for Charitable Purposes
INDIRECT ACCOUNTING FEES	23,105	9,242	13,863	

TY 2011 Compensation Explanation

Name: JOHN N BLACKMAN SR FOUNDATION

C/O SCHAIN LEIFER GURALNICK

EIN: 22-2938619

Person Name	Explanation
HOWARD SCHAIN	
MARK W BLACKMAN	
JOHN N BLACKMAN JR	

**TY 2011 Investments Corporate
Stock Schedule**

Name: JOHN N BLACKMAN SR FOUNDATION
C/O SCHAIN LEIFER GURALNICK

EIN: 22-2938619

Name of Stock	End of Year Book Value	End of Year Fair Market Value
UBS - JG 67280-55: COMMON STOCK	301,615	313,011
UBS - JG 67283-55: COMMON STOCK	468,049	504,996

**TY 2011 Investments Government
Obligations Schedule**

Name: JOHN N BLACKMAN SR FOUNDATION
C/O SCHAIN LEIFER GURALNICK

EIN: 22-2938619

**US Government Securities - End of
Year Book Value:** 357,713

**US Government Securities - End of
Year Fair Market Value:** 370,757

**State & Local Government
Securities - End of Year Book
Value:**

**State & Local Government
Securities - End of Year Fair
Market Value:**

TY 2011 Investments - Other Schedule

Name: JOHN N BLACKMAN SR FOUNDATION

C/O SCHAIN LEIFER GURALNICK

EIN: 22-2938619

Category / Item	Listed at Cost or FMV	Book Value	End of Year Fair Market Value
BARNWELL INDUSTRIES	AT COST	6,000	6,000

TY 2011 Other Assets Schedule

Name: JOHN N BLACKMAN SR FOUNDATION

C/O SCHAIN LEIFER GURALNICK

EIN: 22-2938619

Description	Beginning of Year - Book Value	End of Year - Book Value	End of Year - Fair Market Value
PREPAID INTEREST	1,046	1,046	1,046

TY 2011 Other Expenses Schedule

Name: JOHN N BLACKMAN SR FOUNDATION

C/O SCHAIN LEIFER GURALNICK

EIN: 22-2938619

Description	Revenue and Expenses per Books	Net Investment Income	Adjusted Net Income	Disbursements for Charitable Purposes
EXPENSES				
DUES AND SUBSCRIPTIONS	734		734	
NEW YORK STATE FILING FEES	250		250	

TY 2011 Other Professional Fees Schedule

Name: JOHN N BLACKMAN SR FOUNDATION

C/O SCHAIN LEIFER GURALNICK

EIN: 22-2938619

Category	Amount	Net Investment Income	Adjusted Net Income	Disbursements for Charitable Purposes
INVESTMENT ADVISORY FEES	15,373	15,373		

TY 2011 Taxes Schedule

Name: JOHN N BLACKMAN SR FOUNDATION

C/O SCHAIN LEIFER GURALNICK

EIN: 22-2938619

Category	Amount	Net Investment Income	Adjusted Net Income	Disbursements for Charitable Purposes
FOREIGN TAX WITHHELD	437	437		
FEDERAL INCOME TAX	527		527	

JOHN N. BLACKMAN SR. FOUNDATION
AVERAGE MONTHLY VALUE OF CASH AND INVESTMENTS
AUGUST 31, 2012

	<u>TOTAL CASH</u>	<u>CHASE CASH</u>	<u>CASH - UBS PAINWEBBER</u>	<u>UBS PAINWEBBER</u>	<u>TOTAL INVESTMENTS</u>
8/31/2011	468,909.62	396,368.31	72,541.31	833,510.15	1,302,419.77
9/30/2011	292,455.69	199,005.31	93,450.38	776,887.07	1,069,342.76
10/31/2011	333,557.10	199,005.31	134,551.79	769,293.33	1,102,850.43
11/30/2011	329,438.56	199,005.31	130,433.25	774,880.38	1,104,318.94
12/31/2011	299,926.59	199,005.31	100,921.28	809,646.58	1,109,573.17
1/31/2012	424,701.48	349,005.31	75,696.17	854,739.04	1,279,440.52
2/29/2012	434,710.40	399,005.31	35,705.09	697,834.11	1,132,544.51
3/31/2012	425,129.25	399,005.31	26,123.94	723,498.02	1,148,627.27
4/30/2012	429,064.59	399,005.31	30,059.28	719,146.75	1,148,211.34
5/31/2012	418,899.22	391,005.31	27,893.91	698,163.16	1,117,062.38
6/30/2012	396,081.43	367,900.11	28,181.32	705,300.65	1,101,382.08
7/31/2012	377,411.69	357,650.11	19,761.58	708,586.75	1,085,998.44
8/31/2012	<u>293,383.84</u>	<u>224,752.41</u>	<u>68,631.43</u>	<u>683,768.05</u>	<u>977,151.89</u>
TOTAL	4,923,669.46	4,079,718.73	843,950.73	9,755,254.04	14,678,923.50
	<u>DIVIDE BY 13</u>	<u>DIVIDE BY 13</u>	<u>DIVIDE BY 13</u>	<u>DIVIDE BY 13</u>	<u>DIVIDE BY 13</u>
AVERAGE	\$ 378,743.80	\$ 313,824.52	\$64,919.29	\$ 750,404.16	\$1,129,147.96

JOHN N. BLACKMAN SR. FOUNDATION

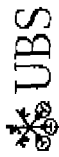
UBS- REALIZED GAIN/LOSS

8/31/2012

		TOTAL	SALES	COST	S/T GAIN/LOSS	L/T GAIN/LOSS
UBS-67280-55						
UBS-67280-55	S/T		464,858.07	445,534.42	19,323.65	
UBS-67280-55	L/T		235,750.96	181,528.07		54,222.89
UBS-67281-55	S/T		36,991.03	35,017.43	1,973.60	
UBS-67281-55	L/T		53,669.49	54,170.22		-500.73
UBS-67283-55	S/T		58,965.15	58,750.89	214.26	
UBS-67283-55	L/T		76,965.65	79,082.91		-2,117.26
			<hr/>			
TOTAL	S/T		560,814.25	539,302.74	21,511.51	
TOTAL	L/T		366,386.1	314,781.2		5,1604.9

JOHN N. BLACKMAN SR. FOUNDATION
UBS- REALIZED GAIN/LOSS
8/31/2012

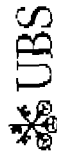
	TOTAL	SALES	COST	S/T GAIN/LOSS	L/T GAIN/LOSS
UBS-67280-55					
S/T SEPT		42,758.42	45,823.40	-3,064.98	
L/T SEPT		5,463.66	5,196.18		267.48
S/T OCT		18,374.97	25,698.13	-7,323.16	
L/T OCT		24,528.37	25,258.39		-730.02
S/T NOV		19,375.40	20,365.30	989.90	
L/T NOV		2,801.43	1,792.31		1,009.12
S/T DEC		10,190.78	11,215.52	-1,024.74	
L/T DEC					0.00
S/T JAN				0.00	
L/T JAN		6,806.42	3,383.43		3,522.99
S/T FEB		329,394.09	297,929.28	31,464.81	
L/T FEB		177,691.50	134,531.95		43,159.55
S/T MARCH				0.00	
L/T MARCH					0.00
S/T APR				0.00	
L/T APR					0.00
S/T MAY				0.00	
L/T MAY					0.00
S/T JUNE				0.00	
L/T JUNE					0.00
S/T JULY				0.00	
L/T JULY					0.00
S/T AUG		44,764.41	44,502.79	261.62	
L/T AUG		18,359.58	11,365.81		6,993.77
UBS-67280-55	S/T	464,858.07	445,534.42	19,323.65	
UBS-67280-55	L/T	235,750.95	181,528.07		54,222.89
UBS-67281-55					
S/T SEPT		4,390.92	4,057.66	333.26	
L/T SEPT		6,041.70	5,979.38		62.32
S/T OCT		4,572.48	4,076.75	495.73	
L/T OCT					0.00
S/T NOV				0.00	
L/T NOV		5,048.45	5,089.84		-41.39
S/T DEC				0.00	
L/T DEC		8,075.16	8,140.90		-65.64
S/T JAN		9,052.29	8,994.79	57.50	
L/T JAN		5,040.83	5,086.15		-45.52
S/T FEB		8,860.63	8,230.94	629.69	
L/T FEB		7,059.36	7,132.89		-73.53
S/T MARCH				0.00	
L/T MARCH		14,333.59	14,536.09		-202.50
S/T APR		10,114.71	9,657.29	457.42	
L/T APR		1,000.00	996.56		3.44
S/T MAY				0.00	
L/T MAY					0.00
S/T JUNE				0.00	
L/T JUNE		3,011.84	3,056.95		-45.11
S/T JULY				0.00	
L/T JULY					0.00
S/T AUG				0.00	
L/T AUG		4,058.76	4,151.56		-92.80
UBS-67281-55	S/T	56,991.03	35,017.43	1,873.60	
UBS-67281-55	L/T	53,669.49	54,170.22		-500.73
UBS-67283-55					
S/T SEPT				0.00	
L/T SEPT		3,722.46	2,847.50		874.96
S/T OCT				0.00	
L/T OCT		6,833.68	5,429.56		1,404.12
S/T NOV				0.00	
L/T NOV		6,195.83	6,582.54		-386.71
S/T DEC				0.00	
L/T DEC		3,522.81	3,823.74		-301.13
S/T JAN		4,424.43	4,183.87	240.78	
L/T JAN		3,484.79	2,385.18		1,099.61
S/T FEB		2,731.56	2,634.75	96.81	
L/T FEB					0.00
S/T MARCH		9,377.18	7,322.81	2,054.27	
L/T MARCH					0.00
S/T APR		7,000.20	6,823.87	176.33	
L/T APR		7,136.17	3,793.98		3,342.19
S/T MAY		5,021.03	4,861.70	159.33	
L/T MAY		11,884.80	11,221.28		663.54
S/T JUNE		9,895.95	11,040.45	-1,344.50	
L/T JUNE		5,822.37	5,277.84		544.53
S/T JULY		4,779.50	4,743.02	36.48	
L/T JULY		8,754.42	11,666.70		-2,912.28
S/T AUG		15,935.30	17,140.52	-1,205.22	
L/T AUG		19,828.52	26,054.81		-6,226.09
UBS-67283-55	S/T	58,965.15	58,750.89	214.26	
UBS-67283-55	L/T	76,965.65	79,082.91		-2,117.26



Prepared for JOHN N BLACKMAN SR FOUNDATION
XS 67281 - JOHN N BLACKMAN SR FOUNDATION - ACCESS
Risk profile: Aggressive/Speculative
Return objective: Capital Appreciation

Realized gain/(loss) - from 09/01/2011 to 08/31/2012 (continued)

TOTAL GAINS:	2,039.36
TOTAL LOSSES:	-566.48
SHORT TERM - TOTAL REALIZED GAIN/(LOSS):	1,973.60
LONG TERM - TOTAL REALIZED GAIN/(LOSS)	-500.73

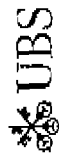


Realized gain/(loss)

from 09/01/2011 to 08/31/2012

Prepared for JOHN N BLACKMAN SR FOUNDATION
 JG 67281 - JOHN N BLACKMAN SR FOUNDATION - ACCESS
 Risk profile: Aggressive/Speculative
 Return objective: Capital Appreciation

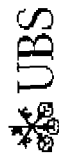
	CUSIP	Quantity	Purchase date	Purchase amount (\$)	Sale date	Sale amount (\$)	Realized gain/(loss) (\$)	Percent gain/(loss) (%)	Term
FANNIE MAE BOND 01.250 % DUE 09/28/16 DTD 08/19/11 FC 09/28/2011	31356GCM3	6,000.00	09/23/2011	6,009.34	01/09/2012	6,034.86	25.52	0.42%	S
FANNIE MAE BOND 01.250 % DUE 09/28/16 DTD 08/19/11 FC 09/28/2011	31356GCM3	3,000.00	11/28/2011	2,985.45	01/09/2012	3,017.43	31.98	1.07%	S
US TSY NOTE 01.375 % DUE 04/15/12 DTD 04/15/08 FC 10/15/09	912828KK5	6,000.00	06/30/2009	5,979.38	09/28/2011	6,041.70	62.32	1.04%	L
US TSY NOTE 01.375 % DUE 04/15/12 DTD 04/15/09 FC 10/15/09	912828KK5	1,000.00	06/30/2009	995.56	04/15/2012	1,000.00	3.44	0.35%	L
US TSY NOTE 01.375 % DUE 09/15/12 DTD 09/15/09 FC 03/15/10	912828LM0	4,000.00	09/01/2010	4,068.92	12/20/2011	4,036.72	-32.20	-0.79%	L
US TSY NOTE 01.375 % DUE 09/15/12 DTD 09/15/09 FC 03/15/10	912828LM0	5,000.00	09/01/2010	5,086.15	01/23/2012	5,040.63	-45.52	-0.89%	L
US TSY NOTE 01.375 % DUE 10/15/12 DTD 10/15/09 FC 04/15/10	912828LR9	7,000.00	10/01/2010	7,132.89	02/03/2012	7,059.36	-73.53	-1.03%	L
US TSY NOTE 01.375 % DUE 10/15/12 DTD 10/15/09 FC 04/15/10	912828LR9	3,000.00	10/01/2010	3,056.95	06/20/2012	3,011.84	-45.11	-1.48%	L
US TSY NOTE 01.875 % DUE 06/15/12 DTD 06/15/09 FC 12/15/09	912828KX7	5,000.00	10/01/2009	5,089.84	11/28/2011	5,048.45	-41.39	-0.81%	L
US TSY NOTE 01.875 % DUE 06/15/12 DTD 06/15/09 FC 12/15/09	912828KX7	4,000.00	10/01/2009	4,071.88	11/30/2011	4,038.44	-33.44	-0.82%	L
US TSY NOTE 02.750 % DUE 02/28/13 DTD 02/29/08 FC 08/31/08	912828HT0	12,000.00	09/01/2009	12,460.31	03/16/2012	12,285.93	-174.38	-1.40%	L
US TSY NOTE 02.750 % DUE 02/28/13 DTD 02/29/08 FC 08/31/08	912828HT0	2,000.00	10/30/2009	2,075.78	03/16/2012	2,047.66	-28.12	-1.35%	L



Prepared for JOHN N BLACKMAN SR FOUNDATION
 JG 67280 - JOHN N BLACKMAN SR FOUNDATION - ACCESS
 Risk profile: Aggressive/Speculative
 Return objective: Capital Appreciation

Realized gain/(loss) - from 09/01/2011 to 08/31/2012 (continued)

	CUSIP	Quantity	Purchase date	Purchase amount (\$)	Sale date	Sale amount (\$)	Realized gain/(loss) (\$)	Percent gain/(loss) (%)	Term
TOTAL REALIZED GAIN/(LOSS):									
TOTAL GAINS:		96,616.97					73,546.54	11.73%	
TOTAL LOSSES		-23,070.43							
SHORT TERM - TOTAL REALIZED GAIN/(LOSS):		19,323.66							
LONG TERM - TOTAL REALIZED GAIN/(LOSS):		54,222.89							

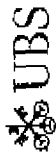


Realized gain/(loss)

from 09/01/2011 to 08/31/2012

Prepared for JOHN N BLACKMAN SR FOUNDATION
 JG-67280 • JOHN N BLACKMAN SR FOUNDATION • ACCESS
 Risk profile Aggressive/Speculative
 Return objective: Capital Appreciation

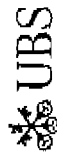
	CUSIP	Quantity	Purchase date	Purchase amount (\$)	Sale date	Sale amount (\$)	Realized gain/(loss) (\$)	Percent gain/(loss) (%)	Term
AIR PROD & CHEMICAL INC	009158106	176.00	06/23/2011	16,138.67	09/01/2011	14,380.73	-1,757.94	-10.89%	S
AMER TOWER CORP *NAME CHANGE EFF: 01/2012* CL	029912201	26.00	12/14/2007	1,060.76	11/22/2011	3,456.74	395.98	37.33%	L
A									
AMER TOWER CORP *NAME CHANGE EFF: 01/2012* CL	029912201	24.00	05/05/2009	731.55	11/22/2011	1,344.69	613.14	83.81%	L
A									
AMERICAN TOWER CORP REIT	03027X100	111.00	05/05/2009	3,383.43	01/13/2012	6,906.42	3,522.99	104.12%	L
AMERICAN TOWER CORP REIT	03027X100	166.00	05/05/2009	5,059.89	02/03/2012	10,491.47	5,431.58	107.35%	L
AMERICAN TOWER CORP REIT	03027X100	8.00	05/05/2009	243.85	02/09/2012	511.17	267.32	109.62%	L
AMERICAN TOWER CORP REIT	03027X100	17.00	05/05/2009	518.19	08/08/2012	1,191.88	673.69	130.01%	L
AMERICAN TOWER CORP REIT	03027X100	78.00	05/05/2009	2,377.54	08/27/2012	5,402.33	3,024.79	127.22%	L
AMERICAN TOWER CORP REIT	03027X100	74.00	12/16/2010	3,697.69	08/27/2012	5,125.28	1,427.59	38.61%	L
AMERICAN TOWER CORP REIT	03027X100	93.00	08/26/2011	4,650.00	08/27/2012	6,441.24	1,791.24	38.52%	L
AMGEN INC	031162100	39.00	02/09/2012	2,614.67	08/08/2012	3,172.06	557.39	21.32%	S
BED BATH & BEYOND INC	075896100	9.00	02/09/2012	544.48	08/08/2012	577.83	33.35	6.13%	S
BLACKROCK INC	09247X101	18.00	10/11/2010	3,182.19	09/27/2011	2,818.05	-364.14	-11.44%	S
BLACKROCK INC	09247X101	8.00	10/20/2010	1,357.79	02/03/2012	1,493.17	135.38	9.97%	L
BLACKROCK INC	09247X101	45.00	10/20/2010	7,637.57	09/27/2011	7,045.13	-592.44	-7.76%	S
BLACKROCK INC	09247X101	27.00	11/04/2010	4,565.63	02/03/2012	5,039.45	473.82	10.38%	L
BLACKROCK INC	09247X101	46.00	11/04/2010	7,778.49	02/09/2012	8,704.41	925.92	11.90%	L
BORG WARNER INC	099724106	28.00	08/20/2010	1,265.84	10/05/2011	1,708.06	442.22	34.93%	L
BORG WARNER INC	099724106	75.00	08/25/2010	3,266.81	10/05/2011	4,575.15	1,308.34	40.05%	L
BORG WARNER INC	099724106	28.00	08/25/2010	1,219.61	02/03/2012	2,227.69	1,008.08	82.66%	L
BORG WARNER INC	099724106	24.00	08/25/2010	1,045.38	02/09/2012	1,853.09	807.71	77.26%	L



Prepared for JOHN N BLACKMAN SR FOUNDATION
 JG-67280 - JOHN N BLACKMAN SR FOUNDATION - ACCESS
 Risk profile: Aggressive/Speculative
 Return objective: Capital Appreciation

Realized gain/(loss) - from 09/01/2011 to 08/31/2012 (continued)

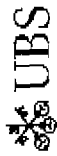
	CUSIP	Quantity	Purchase date	Purchase amount (\$)	Sale date	Sale amount (\$)	Realized gain/(loss) (\$)	Percent gain/(loss) (%)	Term
BORG WARNER INC	099724106	47.00	02/02/2011	3,123.08	02/09/2012	3,628.96	505.88	16.20%	L
BORG WARNER INC	099724106	102.00	06/20/2011	7,399.73	02/09/2012	7,875.61	475.88	6.43%	S
C H ROBINSON WORLDWIDE INC NEW	12541W209	62.00	08/09/2011	4,039.06	02/03/2012	3,994.25	-44.81	-1.11%	S
C H ROBINSON WORLDWIDE INC NEW	12541W209	106.00	08/09/2011	6,905.48	02/09/2012	6,753.49	-151.99	-2.20%	S
CAPITAL ONE FINCL CORP	14040H105	79.00	01/31/2012	3,603.85	02/03/2012	3,879.01	275.16	7.54%	S
CAPITAL ONE FINCL CORP	14040H105	103.00	01/31/2012	4,698.70	02/09/2012	5,008.11	309.41	6.59%	S
COSTCO WHOLESALE CORP	22160K105	20.00	02/09/2012	1,685.51	08/08/2012	1,911.72	226.21	13.42%	S
CUMMINS INC	231021106	65.00	12/28/2011	5,713.94	02/03/2012	7,809.60	2,095.66	36.68%	S
CUMMINS INC	231021106	57.00	12/28/2011	5,010.69	02/09/2012	6,901.42	1,890.73	37.73%	S
DISCOVERY COMMUNICATIONS INC SER C	25470F302	187.00	11/29/2010	6,682.45	02/03/2012	7,353.44	670.99	10.04%	L
DISCOVERY COMMUNICATIONS INC SER C	25470F302	9.00	11/29/2010	321.61	02/09/2012	364.83	43.22	13.44%	L
DISCOVERY COMMUNICATIONS INC SER C	25470F302	69.00	11/29/2010	2,465.71	11/22/2011	2,579.40	113.69	4.61%	S
DISCOVERY COMMUNICATIONS INC SER C	25470F302	203.00	01/06/2011	7,104.59	02/09/2012	8,228.89	1,124.30	15.82%	L
DISCOVERY COMMUNICATIONS INC SER C	25470F302	114.00	08/09/2011	3,763.98	02/09/2012	4,621.15	857.17	22.77%	S
EBAY INC	278642103	233.00	08/09/2011	6,721.91	02/03/2012	7,668.39	946.48	14.08%	S
EBAY INC	278642103	144.00	08/09/2011	4,154.31	02/09/2012	4,752.24	597.93	14.39%	S
EBAY INC	278642103	161.00	09/06/2011	4,614.03	02/09/2012	5,313.26	699.23	15.15%	S
EBAY INC	278642103	110.00	10/28/2011	3,637.59	02/09/2012	3,630.18	-7.41	-0.20%	S
EL PASO CORP *MERGER EFF: 05/2012*	28336L109	481.00	05/24/2011	9,781.76	02/03/2012	13,030.04	3,248.28	33.21%	S
EL PASO CORP *MERGER EFF: 05/2012*	28336L109	129.00	05/25/2011	2,739.83	02/03/2012	3,494.54	754.71	27.55%	S
EL PASO CORP *MERGER EFF: 05/2012*	28336L109	146.00	05/25/2011	3,100.90	02/09/2012	3,970.17	869.27	28.03%	S
EL PASO CORP *MERGER EFF: 05/2012*	28336L109	352.00	06/17/2011	6,915.74	02/09/2012	9,571.93	2,656.19	38.41%	S
EL PASO CORP *MERGER EFF: 05/2012*	28336L109	387.00	11/14/2011	9,581.11	02/09/2012	10,523.68	942.57	9.84%	S
EXPRESS SCRIPTS INC *MERGER EFF: 04/2012*	3021B2100	309.00	08/12/2011	14,464.29	10/05/2011	11,095.23	-3,369.06	-23.29%	S



Prepared for JOHN M BLACKMAN SR FOUNDATION
 JG 67280 - JOHN M BLACKMAN SR FOUNDATION - ACCESS
 Risk profile: Aggressive/Speculative
 Return objective: Capital Appreciation

Realized gain/(loss) - from 09/01/2011 to 08/31/2012 (continued)

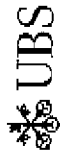
	CUSIP	Quantity	Purchase date	Purchase amount (\$)	Sale date	Sale amount (\$)	Realized gain/(loss) (\$)	Percent gain/(loss) (%)	Term
FORTUNE BRANDS INC **NAME CHANGE: 10/2011**	349631101	207.00	06/03/2011	13,138.75	09/16/2011	11,925.60	-1,213.15	-9.23%	\$
GOOGLE INC CL A	38259P508	5.00	01/27/2012	2,875.15	02/03/2012	2,984.44	109.29	3.80%	\$
GOOGLE INC CL A	38259P508	9.00	01/27/2012	5,175.26	02/09/2012	5,494.39	319.13	6.17%	\$
GOOGLE INC CL A	38259P508	7.00	02/06/2012	4,269.40	02/09/2012	4,273.42	4.02	0.09%	\$
HUNT J B TRANS SVCS INC	445658107	32.00	09/16/2010	1,117.31	02/03/2012	1,649.09	531.78	47.59%	L
HUNT J B TRANS SVCS INC	445658107	164.00	09/16/2010	5,726.22	09/01/2011	6,588.91	862.69	15.07%	\$
HUNT J B TRANS SVCS INC	445658107	123.00	09/16/2010	4,294.67	10/03/2011	4,465.98	171.31	3.99%	L
HUNT J B TRANS SVCS INC	445658107	105.00	10/07/2010	3,720.78	02/03/2012	5,411.09	1,690.31	45.43%	L
HUNT J B TRANS SVCS INC	445658107	59.00	10/07/2010	2,090.72	02/09/2012	3,107.47	1,016.75	48.63%	L
HUNT J B TRANS SVCS INC	445658107	73.00	08/01/2011	3,279.10	02/09/2012	3,844.84	565.74	17.25%	\$
INTL BUSINESS MACH	459200101	32.00	10/20/2009	3,916.55	02/03/2012	6,186.76	2,270.21	57.96%	L
INTL BUSINESS MACH	459200101	1.00	10/20/2009	122.39	08/08/2012	198.85	76.46	62.47%	L
IRON MTN INC NEW	462846106	188.00	08/05/2011	5,743.18	02/03/2012	5,801.56	58.38	1.02%	\$
IRON MTN INC NEW	462846106	99.00	08/05/2011	3,024.33	02/09/2012	3,039.50	15.17	0.50%	\$
IRON MTN INC NEW	462846106	177.00	08/11/2011	5,389.65	02/09/2012	5,434.25	44.60	0.83%	\$
IRON MTN INC NEW	462846106	4.00	02/06/2012	122.30	02/09/2012	122.81	0.51	0.42%	\$
ITC HOLDINGS CORP	465685105	12.00	03/20/2009	477.46	02/03/2012	893.40	415.94	87.12%	L
ITC HOLDINGS CORP	465685105	45.00	04/03/2009	1,922.42	02/03/2012	3,350.27	1,427.85	74.27%	L
ITC HOLDINGS CORP	465685105	9.00	04/03/2009	384.48	02/09/2012	677.83	293.35	76.30%	L
ITC HOLDINGS CORP	465685105	106.00	04/30/2009	4,580.19	02/09/2012	7,983.34	3,403.15	74.30%	L
JOHNSON CONTROLS INC	478366107	160.00	02/09/2012	5,300.53	08/08/2012	4,089.12	-1,211.41	-22.85%	\$
JOHNSON CONTROLS INC	478366107	345.00	02/09/2012	11,429.26	08/09/2012	8,891.38	-2,537.88	-22.21%	\$
MONSANTO CO NEW	61166W101	11.00	11/04/2010	682.79	10/13/2011	795.52	112.73	16.51%	\$
MONSANTO CO NEW	61166W101	14.00	12/23/2010	933.66	10/13/2011	1,012.47	78.81	8.44%	\$



Prepared for JOHN N BLACKMAN SR FOUNDATION
 JG 67280 - JOHN N BLACKMAN SR FOUNDATION - ACCESS
 Risk profile: Aggressive/Speculative
 Return objective: Capital Appreciation

Realized gain/(loss) - from 09/01/2011 to 08/31/2012 (continued)

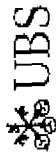
	CUSIP	Quantity	Purchase date	Purchase amount (\$)	Sale date	Sale amount (\$)	Realized gain/(loss) (\$)	Percent gain/(loss) (%)	Term
MONSANTO CO NEW	61166W101	95.00	12/23/2010	6,335.56	02/03/2012	7,798.40	1,462.84	23.09%	L
MONSANTO CO NEW	61166W101	29.00	12/23/2010	1,934.01	02/09/2012	2,252.77	318.76	16.48%	L
MONSANTO CO NEW	61166W101	106.00	06/17/2011	7,005.99	02/09/2012	8,234.28	1,228.29	17.53%	S
MSCI INC	55354G100	161.00	02/16/2011	5,833.14	02/03/2012	5,501.90	-331.24	-5.68%	S
MSCI INC	55354G100	14.00	02/16/2011	507.23	02/08/2012	492.29	-14.94	-2.95%	S
MSCI INC	55354G100	284.00	03/10/2011	9,837.82	02/09/2012	9,986.52	148.70	1.51%	S
NEXTERA ENERGY INC COM	65339F101	32.00	03/18/2009	1,586.88	02/01/2012	1,925.97	339.09	21.37%	L
NEXTERA ENERGY INC COM	65339F101	38.00	04/03/2009	1,995.90	02/01/2012	2,287.09	291.19	14.59%	L
NEXTERA ENERGY INC COM	65339F101	17.00	05/05/2009	980.73	02/01/2012	1,023.17	42.44	4.33%	L
NEXTERA ENERGY INC COM	65339F101	59.00	05/05/2009	3,403.69	02/03/2012	3,545.45	141.76	4.16%	L
NEXTERA ENERGY INC COM	65339F101	57.00	04/12/2010	2,835.16	02/09/2012	3,441.02	605.86	21.37%	L
NEXTERA ENERGY INC COM	65339F101	10.00	04/12/2010	497.40	02/03/2012	600.92	103.52	20.81%	L
NEXTERA ENERGY INC COM	65339F101	57.00	04/12/2010	2,835.16	02/07/2012	3,430.83	595.67	21.01%	L
NIELSEN HOLDINGS B V EUR	N63218106	255.00	03/18/2011	6,754.06	02/03/2012	7,678.28	924.22	13.68%	S
NIELSEN HOLDINGS B V EUR	N63218106	288.00	03/18/2011	7,628.11	02/09/2012	8,142.90	514.79	6.75%	S
NIELSEN HOLDINGS B V EUR	N63218106	168.00	09/06/2011	4,821.63	02/09/2012	4,750.02	-71.61	-1.49%	S
NORDSTROM INC	655664100	18.00	02/09/2012	918.31	08/08/2012	994.19	75.88	8.26%	S
OGE ENERGY CORP	670837103	85.00	01/13/2012	4,699.11	02/03/2012	4,525.31	-173.80	-3.70%	S
OGE ENERGY CORP	670837103	160.00	01/13/2012	8,845.37	02/09/2012	8,527.22	-318.15	-3.60%	S
ORACLE CORP	66389X105	33.00	02/09/2012	947.70	08/08/2012	1,025.94	78.24	8.26%	S
PALL CORP	696429307	77.00	06/03/2010	2,679.23	10/04/2011	3,216.71	537.48	20.06%	L
PALL CORP	696429307	24.00	06/07/2010	795.88	02/09/2012	1,525.77	729.89	91.71%	L
PALL CORP	696429307	122.00	06/07/2010	4,045.73	02/03/2012	7,603.18	3,557.45	87.93%	L
PALL CORP	696429307	25.00	06/07/2010	829.04	10/04/2011	1,044.38	215.34	25.97%	L



Prepared for JOHN N BLACKMAN SR FOUNDATION
 JG 67280 • JOHN N BLACKMAN SR FOUNDATION • ACCESS
 Risk profile: Aggressive/Speculative
 Return objective: Capital Appreciation

Realized gain/(loss) - from 09/01/2011 to 08/31/2012 (continued)

	CUSIP	Quantity	Purchase date	Purchase amount (\$)	Sale date	Sale amount (\$)	Realized gain/(loss) (\$)	Percent gain/(loss) (%)	Term
PALL CORP	696429307	85.00	01/07/2011	4,246.79	02/09/2012	5,403.77	1,156.98	27.24%	L
POTASH CORP SASK INC CANADA CAD	73755L107	159.00	09/22/2011	7,505.99	02/03/2012	7,480.80	-25.19	-0.34%	S
POTASH CORP SASK INC CANADA CAD	73755L107	59.00	10/12/2011	2,914.00	02/03/2012	2,775.90	-138.10	-4.74%	S
POTASH CORP SASK INC CANADA CAD	73755L107	43.00	10/12/2011	2,123.76	02/09/2012	1,975.96	-147.80	-6.96%	S
POTASH CORP SASK INC CANADA CAD	73755L107	247.00	12/22/2011	10,441.65	02/09/2012	11,350.27	908.62	8.70%	S
PRAXAIR INC	74005P104	36.00	01/15/2010	2,905.50	02/03/2012	3,884.05	978.55	33.68%	L
PRAXAIR INC	74005P104	21.00	12/21/2010	2,007.92	02/03/2012	2,265.70	257.78	12.84%	L
PRAXAIR INC	74005P104	62.00	12/21/2010	5,928.14	02/09/2012	6,708.64	780.50	13.17%	L
PRAXAIR INC	74005P104	41.00	08/09/2011	3,844.34	02/09/2012	4,436.36	592.02	15.40%	S
ROVI CORP COM	74005P104	56.00	09/09/2011	5,301.30	02/09/2012	6,059.41	758.11	14.30%	S
ROVI CORP COM	779376102	338.00	11/29/2011	9,116.67	02/03/2012	11,695.62	2,578.95	28.29%	S
ROVI CORP COM	779376102	44.00	11/29/2011	1,186.79	02/09/2012	1,481.67	294.88	24.85%	S
ROVI CORP COM	779376102	252.00	12/20/2011	6,121.51	02/09/2012	8,485.93	2,364.42	38.62%	S
SCHLUMBERGER LTD NETHERLANDS ANTILLES	806857108	91.00	12/06/2011	7,029.38	02/03/2012	7,139.03	109.65	1.56%	S
SCHLUMBERGER LTD NETHERLANDS ANTILLES	806857108	46.00	12/06/2011	3,553.31	02/09/2012	3,614.77	61.46	1.73%	S
SCHLUMBERGER LTD NETHERLANDS ANTILLES	806857108	86.00	01/20/2012	6,330.62	02/09/2012	6,758.05	427.43	6.75%	S
SOLERA HOLDINGS INC	83421A104	92.00	08/08/2011	4,604.03	02/03/2012	4,588.13	-15.90	-0.35%	S
SOLERA HOLDINGS INC	83421A104	27.00	08/08/2011	1,351.18	02/09/2012	1,302.48	-48.70	-3.60%	S
SOLERA HOLDINGS INC	83421A104	65.00	08/08/2011	3,252.85	12/19/2011	2,929.95	-322.90	-9.93%	S
SOLERA HOLDINGS INC	83421A104	110.00	09/21/2011	5,724.92	02/09/2012	5,306.41	-418.51	-7.31%	S
SUNCOR ENERGY INC NEW CAD	867224107	7.00	12/04/2007	341.14	10/04/2011	160.93	-180.21	-52.83%	L
SUNCOR ENERGY INC NEW CAD	867224107	148.00	05/05/2009	4,120.38	10/04/2011	3,402.61	-717.77	-17.42%	L
SUNCOR ENERGY INC NEW CAD	867224107	77.00	08/14/2009	2,489.26	10/04/2011	1,770.27	-718.99	-28.88%	L
SUNCOR ENERGY INC NEW CAD	867224107	182.00	04/19/2010	5,972.02	10/04/2011	4,184.28	-1,787.74	-29.94%	L



Prepared for JOHN N BLACKMAN SR FOUNDATION
 JG 67280 - JOHN N BLACKMAN SR FOUNDATION - ACCESS
 Risk profile: Aggressive/Speculative
 Return objective: Capital Appreciation

Realized gain/(loss) - from 09/01/2011 to 08/31/2012 (continued)

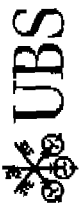
	CUSIP	Quantity	Purchase date	Purchase amount (\$)	Sale date	Sale amount (\$)	Realized gain/(loss) (\$)	Percent gain/(loss) (%)	Term
SUNCOR ENERGY INC NEW CAD	867224107	238.00	07/08/2011	9,617.39	10/04/2011	5,471.75	-4,145.64	-43.11%	S
TARGET CORP	87612E106	45.00	02/09/2012	2,373.19	08/08/2012	2,830.45	457.26	19.27%	S
TEEKAY CORP	Y8564W103	306.00	09/24/2009	6,448.32	02/03/2012	8,061.35	1,613.03	25.01%	L
TEEKAY CORP	Y8564W103	208.00	09/24/2009	4,470.84	02/09/2012	5,573.25	1,102.41	24.66%	L
TEEKAY CORP	Y8564W103	238.00	08/05/2010	6,482.17	02/09/2012	6,377.09	-105.08	-1.62%	L
THERMO FISHER SCIENTIFIC INC	883556102	159.00	10/27/2011	7,962.67	12/22/2011	7,260.83	-701.84	-8.81%	S
TRANSCANADA CORP (HOLDING CO) CAD	89363D107	419.00	08/17/2011	17,899.59	11/11/2011	16,796.00	-1,103.59	-6.17%	S
UNION PACIFIC CORP	907818108	45.00	02/01/2012	5,258.79	02/03/2012	5,233.71	-25.08	-0.48%	S
UNION PACIFIC CORP	907818108	74.00	02/01/2012	8,647.79	02/09/2012	8,340.37	-307.42	-3.55%	S
UNION PACIFIC CORP	911312106	12.00	05/24/2010	743.05	09/27/2011	786.52	37.47	5.04%	L
UNITED PARCEL SERVICE INC CL B	911312106	72.00	06/17/2010	4,453.13	09/27/2011	4,683.14	230.01	5.17%	L
UNITED PARCEL SERVICE INC CL B	911312106	33.00	06/17/2010	2,041.02	02/03/2012	2,532.48	491.46	24.08%	L
UNITED PARCEL SERVICE INC CL B	911312106	46.00	08/24/2010	2,948.26	02/03/2012	3,536.12	587.86	19.74%	L
UNITED PARCEL SERVICE INC CL B	911312106	3.00	02/22/2011	223.55	02/03/2012	230.23	6.68	2.99%	S
UNITED PARCEL SERVICE INC CL B	911312106	111.00	02/22/2011	8,271.49	02/09/2012	8,482.84	211.35	2.56%	S
VERISK ANALYTICS INC CL A	92345Y106	208.00	11/20/2009	5,927.48	02/03/2012	8,415.53	2,488.05	41.97%	L
VERISK ANALYTICS INC CL A	92345Y106	65.00	11/20/2009	1,852.34	02/09/2012	2,638.01	785.67	42.41%	L
VERISK ANALYTICS INC CL A	92345Y106	190.00	02/09/2010	5,314.79	02/09/2012	7,711.12	2,396.33	45.09%	L
VERIZON COMMUNICATIONS INC	92343V104	388.00	02/09/2012	14,711.99	08/27/2012	16,640.16	1,928.17	13.11%	S
VERIZON COMMUNICATIONS INC	92343V104	54.00	02/09/2012	2,047.55	08/08/2012	2,385.13	337.58	16.49%	S
VISA INC CL A	92826C839	98.00	07/11/2011	8,624.51	02/03/2012	10,467.66	1,843.15	21.37%	S
VISA INC CL A	92826C839	84.00	07/11/2011	7,392.44	02/09/2012	9,553.35	2,160.91	29.23%	S
VISA INC CL A	92826C839	44.00	10/28/2011	4,167.82	02/09/2012	5,004.14	836.32	20.07%	S
WHOLE FOODS MARKET INC	966837106	24.00	02/09/2012	1,929.60	08/08/2012	2,246.43	316.83	16.42%	S

	Sept-11	Oct-11	Nov-11	Dec-11	Jan-12	Feb-12	Mar-12	Apr-12	May-12	Jun-12	Jul-12	Aug-12	Total
Balance Per Adjusted T/B 0	5,719.13	6,418.42	6,984.68	7,422.44	6,892.63	5,830.58	13,197.31	14,752.73	15,287.28	11,331.98	15,066.58	8,411.05	57,191.13

Balance - Beg Per Statement

Sales - Stock	0.00	0.00	0.00	0.00	0.00	0.00	0.00	0.00	0.00	0.00	0.00	0.00	0.00
Sales -Cost s/t	0.00				4,183.67	2,834.75	7,322.91	6,823.87	4,861.70	11,040.45	4,743.02	17,140.52	58,750.89
Sales -Cost lt	2,847.50	5,429.56	6,582.54	3,823.74	2,385.18	96.81	2,054.27	3,793.98	11,221.26	5,277.84	11,866.70	26,054.61	79,082.91
Sales -gain/loss s/t	0.00				240.76			176.33	159.33	-1,344.50	36.48	-1,205.22	214.26
Sales -gain/loss lt	874.96	1,404.12	-386.71	-301.13	1,038.61			3,342.19	543.54	344.53	-2,912.28	-6,226.09	-2,117.26
Purchase Stock	-4,615.95	(6,200.25)	-5,990.18	-5,491.97	-8,788.70	-215,612.43	-9,989.83	(13,107.98)	(21,608.93)	-14,289.55	-19,708.26	-21,855.17	-347,259.20
Purchase Funds						220,000.00							220,000.00
Transfer - In													
Transfer - In													
Transfer - Out													
Transfer - Out													
Interest Income	0.00	0.00	0.00	0.00	0.00	0.00	0.00						0.00
Dividend Income-Funds	1,505.55	757.05	232.11	1,385.29	744.92	247.60	1,972.42	1,145.48	454.44	2,560.61	1,566.05	449.00	13,020.52
Dividend Income-Equity													0.00
Dividend Income-foreign	100.80	156.45		63.84	152.07		212.79	452.26	447.65	162.76			1,748.62
Foreign Tax W/H	-13.57	(39.11)		-9.58	-38.02		-17.14	(81.47)	-134.29	-17.54	-86.21		-436.93
Mgmt Fee		(941.56)			-1,041.54			(2,010.11)			-1,961.03		-5,954.24
Bank Charges													0.00
withdrawal													
tax refund													
check received													
Interest Expense													

Balance - End Per Stat -	6,418.42	6,984.68	7,422.44	6,892.63	5,830.58	13,197.31	14,752.73	15,287.28	11,331.98	15,066.58	8,411.05	22,768.70	\$22,768.70
---------------------------------	-----------------	-----------------	-----------------	-----------------	-----------------	------------------	------------------	------------------	------------------	------------------	-----------------	------------------	--------------------



Account name:
JOHN N BLACKMAN SR
Account number:
JG 67283 PC

Scpic-1161 r

Realized gains and losses

The estimated realized gains and losses shown below are not for tax purposes. Please note that gain or loss recognized on the sale or redemption of certain Structured Products, like Contingent Debt Securities, may be ordinary, and not capital, gain or loss. Please check with your tax advisor. To calculate gains and losses, we liquidate the oldest security lot first. This is known as the first-in, first-out or FIFO accounting method. We use this method unless you specified which tax lot to close when you placed your order. This is known as a versus purchases or VSP order. See important information about your statement at the end of this document for more information. We may not adjust gains and losses for all capital changes. We automatically adjust cost basis for tax-exempt and AMT coupon municipal securities for estimated amortization of bond premiums and for accreted OID for securities issued at a discount. If you requested that UBS adjust cost basis for the bond premium amortization on taxable debt securities then cost basis reflected for these securities has been adjusted. Estimates in the Unclassified section can not be classified as short term or long term because information is missing, or the product is one in which the gain/loss calculation is not provided.

information. We may not adjust gains and losses for all capital changes. We automatically adjust cost basis for tax-exempt and AMT coupon municipal securities for estimated amortization of bond premiums and for accreted OID for securities issued at a discount. If you requested that UBS adjust cost basis for the bond premium amortization on taxable debt securities then cost basis reflected for these securities has been adjusted. Estimates in the Unclassified section can not be classified as short term or long term because information is missing, or the product is one in which the gain/loss calculation is not provided.

Long-term capital gains and losses

Security description	Method	Quantity or face value	Purchase date	Sale date	Sale amount (\$)	Cost basis (\$)	Wash sale cost basis adjustment (\$)	Loss (\$)	Gain (\$)
ANNUALY CAPITAL MANAGEMENT INC REIT	FIFO	72 000	Jul 15, 08	Sep 27, 11	1,243.98	1,049.23			194.75
CENTURYLINK INC	FIFO	29 000	Feb 23, 09	Aug 29, 11	1,026.21	740.41			285.80
	FIFO	3 000	Feb 27, 09	Aug 29, 11	106.16	77.87			28.29
	FIFO	31 000	Feb 27, 09	Aug 30, 11	1,098.14	804.64			293.50
	FIFO	7 000	Mar 04, 09	Aug 30, 11	247.97	175.35			72.62
Total					\$3,722.45	\$2,847.50			\$874.96
Net long-term capital gains or losses									
Net capital gains/losses:									

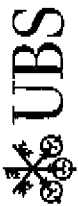
January - August realized gain and loss details

January through August estimated gains and losses have been incorporated into this statement for settled positions through 8/31/2011

Short-term capital gains and losses

Security description	Method	Quantity or face value	Purchase date	Sale date	Sale amount (\$)	Cost basis (\$)	Wash sale cost basis adjustment (\$)	Loss (\$)	Gain (\$)
AMERIPRISE FINANCIAL INC	FIFO	20 000	Aug 30, 10	Mar 18, 11	1,214.30	866.80			347.50
BAXTER INTL INC	FIFO	66 000	May 19, 10	Mar 03, 11	3,555.28	2,829.04			726.24
	FIFO	64 000	May 19, 10	Mar 10, 11	3,347.51	2,743.31			604.20
INTL PAPER CO	FIFO	71 000	Mar 18, 11	Aug 19, 11	1,678.45	1,903.60		-225.15	
JPMORGAN CHASE & CO	FIFO	21 000	May 03, 11	Aug 19, 11	724.12	965.87		-241.75	
LILLY ELI & CO	FIFO	51 000	May 05, 11	Aug 19, 11	1,782.03	1,947.42		-165.39	
MICROSOFT CORP	FIFO	34 000	Nov 29, 10	Aug 19, 11	817.37	852.64		-35.27	
PEPSICO INC	FIFO	28 000	Mar 03, 11	Aug 19, 11	1,736.91	1,773.41		-36.50	
PITNEY BOWES INC	FIFO	14 000	Dec 13, 10	Aug 19, 11	254.24	333.48		-79.24	

continued next page



ACCESS
October 2011

Account name: JOHN N BLACKMAN SR
Account number: JG 67283 PC

Your Financial Advisor:
CHRISTUS, PETER JOHN
212-713-7800/800-225-2971

Account activity this month (continued)

Date	Activity	Description	Amount (\$)
Money balance activities (continued)			
Oct 18	Bought	RMA MONEY MKT. PORTFOLIO	13.91
Oct 25	Sold	RMA MONEY MKT. PORTFOLIO AS OF 10/24/11	-771.94
Oct 25	Bought	RMA MONEY MKT. PORTFOLIO AS OF 10/24/11	0.03
Oct 26	Bought	RMA MONEY MKT. PORTFOLIO	46.50
Oct 28	Bought	RMA MONEY MKT. PORTFOLIO	274.20
Oct 31	Bought	RMA MONEY MKT. PORTFOLIO	139.45
Oct 31	Closing RMA Money Mkt. Portfolio		\$6,984.68

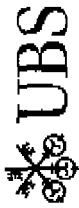
Realized gains and losses

The estimated realized gains and losses shown below are not for tax purposes. Please note that gain or loss recognized on the sale or redemption of certain Structured Products, like Contingent Debt Securities, may be ordinary, and not capital, gain or loss. Please check with your tax advisor. To calculate gains and losses, we liquidate the oldest security lot first. This is known as the first-in, first-out or FIFO accounting method. We use this method unless you specified which tax lot to close when you placed your order. This is known as a versus purchases or VSP order. See important information about your statement at the end of this document for more information. We may not adjust gains and losses for all capital changes. We automatically adjust cost basis for tax-exempt and AMT coupon municipal securities for estimated amortization of bond premiums and for accreted OID for securities issued at a discount. If you requested that UBS adjust cost basis for the bond premium amortization on taxable debt securities then cost basis reflected for these securities has been adjusted. Estimates in the Unclassified section can not be classified as short term or long term because information is missing, or the product is one in which the gain/loss calculation is not provided.

Long-term capital gains and losses

Security description	Method	Quantity or face value	Purchase date	Sale date	Sale amount (\$)	Cost basis (\$)	Wash sale cost basis adjustment (\$)	Loss (\$)	Gain (\$)
ANNUAL CAPITAL MANAGEMENT INC REIT	FIFO	22,000	Jul 15, 08	Sep 28, 11	370.87	320.60			50.27
	FIFO	135,000	Jul 17, 08	Sep 28, 11	2,275.78	1,956.91			318.87
	FIFO	12,000	Apr 03, 09	Sep 28, 11	202.29	172.20			30.09
CENTURYLINK INC	FIFO	27,000	Mar 04, 09	Sep 28, 11	915.21	676.34			238.87
	FIFO	42,000	Mar 12, 09	Sep 28, 11	1,423.67	1,014.61			409.06
INTEL CORP	FIFO	60,000	Nov 11, 09	Oct 19, 11	1,467.35	1,189.46			277.89
INTL BUSINESS MACH	FIFO	1,000	Apr 07, 09	Oct 19, 11	178.51	99.44			79.07
Total					\$5,833.68	\$5,429.56			\$1,404.12
Net long-term capital gains or losses									\$1,404.12
Net capital gains/losses:									\$1,404.12





Account name: JOHN W BLACKMAN SR
 Account number: JG 67283 PC

Unsettled transaction activity

The following transaction(s) are pending settlement.

Trade date	Settlement date	Activity	Description	Quantity	Price / Value (\$)	Amount (\$)
Nov 28, 11	Dec 01, 11	Sold	DIAMOND OFFSHORE DRILLING INC UNSOLICITED	-42,000	59.57	2,501.89
Nov 30, 11	Dec 05, 11	Sold	DIAMOND OFFSHORE DRILLING INC UNSOLICITED	-17,000	60.043300	1,020.72
Nov 30, 11	Dec 05, 11	Bought	ENSCO INTL LTD SPON ADR UNSOLICITED	78,000	52.310800	-4,080.24
Total pending investments purchased						-\$4,080.24
Total pending investments sold						\$3,522.61

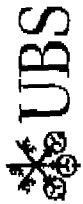
Realized gains and losses

The estimated realized gains and losses shown below are not for tax purposes. Please note that gain or loss recognized on the sale or redemption of certain Structured Products, like Contingent Debt Securities, may be ordinary, and not capital, gain or loss. Please check with your tax advisor. To calculate gains and losses, we liquidate the oldest security lot first. This is known as the first-in, first-out or FIFO accounting method. We use this method unless you specified which tax lot to close when you placed your order. This is known as a versus purchases or VSP order. See important information about your statement at the end of this document for more information.

We may not adjust gains and losses for all capital changes. We automatically adjust cost basis for tax-exempt and AMT coupon municipal securities for estimated amortization of bond premiums and for accreted OID for securities issued at a discount. If you requested that UBS adjust cost basis for the bond premium amortization on taxable debt securities then cost basis reflected for these securities has been adjusted. Estimates in the 'Unclassified' section can not be classified as short term or long term because information is missing, or the product is one in which the gain/loss calculation is not provided.

Long-term capital gains and losses

Security description	Method	Quantity or face value	Purchase date	Sale date	Sale amount (\$)	Cost basis (\$)	Wash sale cost basis adjustment (\$)	Loss (\$)	Gain (\$)
DIAMOND OFFSHORE DRILLING INC	FIFO	13,000	Apr 14, 10	Nov 23, 11	765.88	1,207.86		-441.98	
	FIFO	7,000	Apr 14, 10	Nov 25, 11	408.17	650.39		-242.22	
	FIFO	1,000	May 17, 10	Nov 25, 11	58.31	70.78		-12.47	
KRAFT FOODS INC CL A	FIFO	56,000	May 02, 07	Nov 07, 11	1,971.31	1,877.00			94.31
	FIFO	85,000	May 10, 07	Nov 07, 11	2,992.16	2,776.51			215.65
Total					\$6,195.83	\$6,582.54		-\$696.67	\$309.96
Net long-term capital gains or losses									-\$386.71
Net capital gains/losses:									-\$386.71



ACCESS
December 2011

Account name: JOHN N BLACKMAN SR
Account number: JG 67283 PC

Your Financial Advisor:
CHRISTUS, PETER JOHN
212-713-7800/800-225-2971

Account activity this month (continued)

Date	Activity	Description	Amount (\$)
Dec 14	Sold	RMA MONEY MKT. PORTFOLIO	-244.93
Dec 15	Bought	RMA MONEY MKT. PORTFOLIO	111.00
Dec 16	Bought	RMA MONEY MKT. PORTFOLIO	185.51
Dec 19	Bought	RMA MONEY MKT. PORTFOLIO	126.11
Dec 23	Bought	RMA MONEY MKT. PORTFOLIO AS OF 12/22/11	0.04
Dec 30	Bought	RMA MONEY MKT PORTFOLIO	173.35
Dec 30	Closing RMA Money Mkt. Portfolio		\$6,892.63

Realized gains and losses

The estimated realized gains and losses shown below are not for tax purposes. Please note that gain or loss recognized on the sale or redemption of certain Structured Products, like Contingent Debt Securities, may be ordinary, and not capital, gain or loss. Please check with your tax advisor. To calculate gains and losses, we liquidate the oldest security lot first. This is known as the first-in, first-out or FIFO accounting method. We use this method unless you specified which tax lot to close when you placed your order. This is known as a versus purchases or VSP order. See important information about your statement at the end of this document for more information.

We do not adjust gains and losses for all capital changes. We automatically adjust cost basis for tax-exempt and AMT coupon municipal securities for estimated amortization of bond premiums and for accreted OID for securities issued at a discount. If you requested that CBS adjust cost basis for the bond premium amortization on taxable debt securities then cost basis reflected for these securities has been adjusted. Estimates in the Undisclosed section can not be classified as short term or long term because information is missing, or the product is one in which the gain/loss calculation is not provided.

Long-term capital gains and losses

Security description	Method	Quantity or face value	Purchase date	Sale date	Sale amount (\$)	Cost bases (\$)	Wash sale cost basis adjustment (\$)	Loss (\$)	Gain (\$)
DIAMOND OFFSHORE DRILLING INC	FIFO	29,000	May 17, 10	Nov 28, 11	1,727.50	2,052.55		-325.05	6.87
	FIFO	13,000	Aug 20, 10	Nov 28, 11	774.39	767.52			17.05
	FIFO	17,000	Aug 20, 10	Nov 30, 11	1,020.72	1,003.67			
Total					\$3,522.61	\$3,823.74		-\$325.05	\$23.92
Net long-term capital gains or losses								-\$301.13	
Net capital gains/losses:								-\$301.13	





ACCESS
January 2012

Account name: JOHN N BLACKMAN SR
Account number: JG 67383 PC

Your Financial Advisor:
CHRISTUS, PETER JOHN
212-713-7800/800-225-2971

January

Account activity this month (continued)

Date	Activity	Description	Amount (\$)
Jan 30	Bought	RMA MONEY MKT PORTFOLIO	36.38
Jan 31	Sold	RMA MONEY MKT PORTFOLIO	-863.24
Jan 31	Closing RMA Money Mkt. Portfolio		\$5,830.58

Unsettled transaction activity

The following transaction(s) are pending settlement

Trade date	Settlement date	Activity	Description	Quantity	Price / Value (\$)	Amount (\$)
Jan 31, 12	Feb 03, 12	Sold	LILLY EU & CO UNSOLICITED	-69,000	39,588.700	2,731.56
Total pending investments sold						\$2,731.56

Realized gains and losses

The estimated realized gains and losses shown below are not for tax purposes. Please note that gain or loss recognized on the sale or redemption of certain Structured Products, like Contingent Debt Securities, may be ordinary, and not capital, gain or loss. Please check with your tax advisor. To calculate gains and losses, we liquidate the oldest security lot first. This is known as the first-in, first-out or FIFO accounting method. We use this method unless you specified which tax lot to close when you placed your order. This is known as a versus purchases or VSP order. See important information about your statement at the end of this document for more information. We may not adjust gains and losses for all capital changes. We automatically adjust cost basis for tax-exempt and AMT coupon municipal securities for estimated amortization of bond premiums and for accreted OID for securities issued at a discount. If you requested that UBS adjust cost basis for the bond premium amortization on taxable debt securities then cost basis reflected for these securities has been adjusted. Estimates in the 'Unclassified' section can not be classified as short term or long term because information is missing, or the product is one in which the gain/loss calculation is not provided.

Short-term capital gains and losses

Security description	Method	Quantity or face value	Purchase date	Sale date	Sale amount (\$)	Cost basis (\$)	Wash sale cost basis adjustment (\$)	Loss (\$)	Gain (\$)
EDISON INTL	FIFO	45,000	Feb 10, 11	Jan 11, 12	1,823.44	1,653.47			159.97
LILLY EU & CO	FIFO	66,000	May 05, 11	Jan 26, 12	2,600.99	2,520.20			80.79
Total					\$4,424.43	\$4,183.67			\$240.76

Net short-term capital gains and losses

\$240.76

continued next page



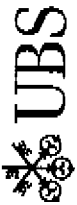


Account name: JOHN N BLACKMAN SR
 Account number: JG 67283 PC

Realized gains and losses (continued)
 Long-term capital gains and losses

Security description	Method	Quantity or face value	Purchase date	Sale date	Sale amount (\$)	Cost basis (\$)	Wash sale cost basis adjustment (\$)	Loss (\$)	Gain (\$)
EDISON INTL	FIFO	16 000	Mar 10, 09	Jan 11, 12	648.33	397.68			250.65
	FIFO	30 000	Mar 17, 09	Jan 11, 12	1,215.63	846.24			369.39
	FIFO	40 000	Mar 20, 09	Jan 11, 12	1,620.83	1,141.26			479.57
Total					\$3,484.79	\$2,385.18			\$1,099.61
Net long-term capital gains or losses									\$1,099.61
Net capital gains/losses:									\$1,340.37

Summary



ACCESS
February 2012

Account name:
Account number:

JOHN N BLACKMAN SR
JG 67283 PC

Your Financial Advisor:
CHRISTUS, PETER JOHN
212-713-7800/800-225-2971

Realized gains and losses

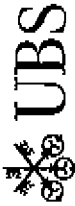
The estimated realized gains and losses shown below are not for tax purposes. Please note that gain or loss recognized on the sale or redemption of certain Structured Debt Securities may be ordinary, and not capital, gain or loss. Please check with your tax advisor. To calculate gains and losses, we liquidate the oldest security lot first. This is known as the first-in, first-out or FIFO accounting method. We use this method unless you specified which tax lot to close when you placed your order. This is known as a versus purchases or VSP order. See important information about your statement at the end of this document for more information.

We may not adjust gains and losses for all capital changes. We automatically adjust cost basis for tax-exempt and AMT coupon municipal securities for estimated amortization of bond premiums and for accreted OID for securities issued at a discount. If you requested that UBS adjust cost basis for the bond premium amortization on taxable debt securities then cost basis reflected for these securities has been adjusted. Estimates in the Unclassified section can not be classified as short term or long term because information is missing, or the product is one in which the gain/loss calculation is not provided.

Short-term capital gains and losses

Security description	Method	Quantity or face value	Purchase date	Sale date	Sale amount (\$)	Cost basis (\$)	Wash sale cost basis adjustment (\$)	Loss (\$)	Gain (\$)
LILLY EU & CO	FIFO	69,000	May 05, 11	Jan 31, 12	2,731.56	2,634.75			96.81





ACCESS
March 2012

Account name:
Account number:

JOHN N BLACKMAN SR
JG 67283 PC

Your Financial Advisor:
CHRISTUS, PETER JOHN
212-713-7800/800-235-2971

March

Realized gains and losses

The estimated realized gains and losses shown below are not for tax purposes. Please note that gain or loss recognized on the sale or redemption of certain Structured Products, like Contingent Debt Securities, may be ordinary, and not capital, gain or loss. Please check with your tax advisor. To calculate gains and losses, we liquidate the oldest security lot first. This is known as the first-in, first-out or FIFO accounting method. We use this method unless you specified which tax lot to close when you placed your order. This is known as a versus purchases or VSP order. See important information about your statement at the end of this document for more information.

We may not adjust gains and losses for all capital changes. We automatically adjust cost basis for tax-exempt and AMT coupon municipal securities for estimated amortization of bond premiums, and for accreted OID for securities issued at a discount. If you requested that UBS adjust cost basis for the bond premium amortization on taxable debt securities then cost basis reflected for these securities has been adjusted. Estimates in the Unclassified section can not be classified as short term or long term because information is missing, or the product is one in which the gain/loss calculation is not provided.

Short-term capital gains and losses

Security description	Method	Quantity or face value	Purchase date	Sale date	Sale amount (\$)	Cost basis (\$)	Wash sale cost basis adjustment (\$)	Loss (\$)	Gain (\$)
EASTMAN CHEMICAL CO	FIFO	5,000	Sep 26, 11	Mar 09, 12	261.00	170.08			90.92
	FIFO	7,000	Sep 26, 11	Mar 14, 12	360.94	238.11			122.83
	FIFO	56,000	Sep 30, 11	Mar 14, 12	2,887.55	1,931.72			955.83
	FIFO	29,000	Oct 04, 11	Mar 14, 12	1,495.34	999.46			495.88
	FIFO	6,000	Oct 06, 11	Mar 14, 12	309.38	213.42			95.96
	FIFO	7,000	Oct 11, 11	Mar 14, 12	360.94	258.17			102.77
	FIFO	2,000	Oct 12, 11	Mar 21, 12	103.34	74.86			28.48
	FIFO	19,000	Oct 12, 11	Mar 27, 12	990.94	711.22			279.72
	FIFO	50,000	Feb 09, 12	Mar 27, 12	2,607.75	2,725.87		-118.12	
Total					\$9,377.18	\$7,322.91		-\$118.12	\$2,172.39
Net short-term capital gains and losses									\$2,054.27
Net capital gains/losses:									\$2,054.27





ACCESS
April 2012

Account name: JOHN N BLACKMAN SR
Account number: JG 67283 PC

Your Financial Advisor:
CHRISTUS, PETER JOHN
212-713-7800/800-225-2971

Account activity this month (continued)

Date	Activity	Description	Amount (\$)
Mar 30	Balance forward		\$11,154.04
Apr 2	Bought	RMA MONEY MKT. PORTFOLIO	3,598.69
Apr 3	Bought	RMA MONEY MKT. PORTFOLIO	253.92
Apr 4	Bought	RMA MONEY MKT. PORTFOLIO	102.12
Apr 5	Bought	RMA MONEY MKT. PORTFOLIO	63.60
Apr 9	Sold	RMA MONEY MKT. PORTFOLIO	-3,356.96
Apr 10	Sold	RMA MONEY MKT. PORTFOLIO	-816.01
Apr 12	Bought	RMA MONEY MKT. PORTFOLIO	6,338.05
Apr 13	Bought	RMA MONEY MKT. PORTFOLIO	370.79
Apr 17	Sold	RMA MONEY MKT. PORTFOLIO	-1,136.69
Apr 24	Sold	RMA MONEY MKT. PORTFOLIO AS OF 04/23/12	-2,010.11
Apr 24	Bought	RMA MONEY MKT. PORTFOLIO AS OF 04/23/12	0.05
Apr 26	Bought	RMA MONEY MKT. PORTFOLIO	87.55
Apr 27	Bought	RMA MONEY MKT. PORTFOLIO	330.55
Apr 30	Bought	RMA MONEY MKT. PORTFOLIO	307.69
Apr 30	Closing	RMA Money Mkt. Portfolio	\$15,287.28

Realized gains and losses

The estimated realized gains and losses shown below are not for tax purposes. Please note that gain or loss recognized on the sale or redemption of certain Structured Products, like Contingent Debt Securities, may be ordinary, and not capital, gain or loss. Please check with your tax advisor. To calculate gains and losses, we liquidate the oldest security lot first. This is known as the first-in, first-out or FIFO accounting method. We use this method unless you specified which tax lot to close when you placed your order. This is known as a versus purchases or VSP order. See important information about your statement at the end of this document for more information.

We may not adjust gains and losses for all capital changes. We automatically adjust cost basis for tax-exempt and AMT coupon municipal securities for estimated amortization of bond premiums and for accreted OID for securities issued at a discount. If you requested that UBS adjust cost basis for the bond premium amortization on taxable debt securities then cost basis reflected for these securities has been adjusted. Estimates in the Unclassified section can not be classified as short term or long term because information is missing, or the product is one in which the gain/loss calculation is not provided.

Short-term capital gains and losses

Security description	Method	Quantity or face value	Purchase date	Sale date	Sale amount, \$	Cost basis (\$)	Wash sale cost basis adjustment (\$)	Loss (\$)	Gain (\$)
INTL BUSINESS MACH	FIFO	22 000	Feb 09, 12	Apr 05, 12	4,513.38	4,248.20			265.18
JPMORGAN CHASE & CO	FIFO	56 000	May 03, 11	Apr 05, 12	2,486.82	2,575.67		-88.85	
Total					\$7,000.20	\$6,823.87		-\$88.85	\$265.18
Net short-term capital gains and losses									\$176.33

continued next page



ACCESS
April 2012

Account name:
Account number:

JOHN N BLACKMAN SR
JG 67283 PC

Your Financial Advisor:
CHRISTUS, PETER JOHN
212-713-7800/800-225-2971

Realized gains and losses (continued)

Long-term capital gains and losses

Security description	Method	Quantity or face value	Purchase date	Sale date	Sale amount (\$)	Cost basis (\$)	Wash sale cost basis adjustment (\$)	Loss (\$)	Gain (\$)
INTL BUSINESS MACH	FIFO	6,000	Apr 07, 09	Apr 05, 12	1,230.92	596.65			634.27
	FIFO	15,000	Apr 15, 09	Apr 05, 12	3,077.31	1,478.44			1,598.87
	FIFO	8,000	Apr 23, 09	Apr 05, 12	1,641.23	807.30			833.93
INTL PAPER CO	FIFO	34,000	Mar 28, 11	Apr 05, 12	1,186.71	911.59			275.12
Total					\$7,136.17	\$3,793.98			\$3,342.19
Net long-term capital gains or losses									\$3,342.19
Net capital gains/losses:									\$3,518.52





ACCESS
May 2012

Account name: JOHN N BLACKMAN SR
Account number: JG 67283 PC

Your Financial Advisor:
CHRISTUS PETER JOHN
212-713-7800/800-225-2971

Unsettled transaction activity

The following transaction(s) are pending settlement.

Trade date	Settlement date	Activity	Description	Quantity	Price / Value (\$)	Amount (\$)
May 29, 12	Jun 01, 12	Sold	CHESAPEAKE ENERGY CORP OKLA UNSOLICITED	-416 000	16.638400	6,921.41
May 29, 12	Jun 01, 12	Sold	GLAXO SMITHKLINE PLC ADR UNSOLICITED	-63 000	44.526000	2,805.07
May 30, 12	Jun 04, 12	Bought	CISCO SYSTEMS INC UNSOLICITED	420 000	16.448700	-6,908.45
May 30, 12	Jun 04, 12	Sold	GLAXO SMITHKLINE PLC ADR UNSOLICITED	-19 000	44.032500	836.60
May 30, 12	Jun 04, 12	Bought	PHILLIPS 66 UNSOLICITED	5 000	30.476500	-152.38
Total pending investments purchased						-\$7,060.83
Total pending investments sold						\$10,563.08

Realized gains and losses

The estimated realized gains and losses shown below are not for tax purposes. Please note that gain or loss recognized on the sale or redemption of certain Structured Products, like Contingent Debt Securities, may be ordinary, and not capital, gain or loss. Please check with your tax advisor. To calculate gains and losses, we liquidate the oldest security lot first. This is known as the first-in, first-out or FIFO accounting method. We use this method unless you specified which tax lot to close when you placed your order. This is known as a versus purchases or VSP order. See important information about your statement at the end of this document for more information. We may not adjust gains and losses for all capital changes. We automatically adjust cost basis for tax-exempt and AMT coupon municipal securities for estimated amortization of bond premiums and for accrued OID for securities issued at a discount. If you requested that UBS adjust cost basis for the bond premium amortization on taxable debt securities then cost basis reflected for these securities has been adjusted. Estimates in the 'Unclassified' section can not be classified as short term or long term because information is missing, or the product is one in which the gain/loss calculation is not provided.

Short-term capital gains and losses

Security description	Method	Quantity or face value	Purchase date	Sale date	Sale amount (\$)	Cost basis (\$)	Wash sale cost basis adjustment (\$)	Loss (\$)	Gain (\$)
GLAXO SMITHKLINE PLC ADR	FIFO	22,000	Feb 09, 12	May 25, 12	976.12	990.15			
MICROSOFT CORP	FIFO	126,000	Feb 09, 12	May 01, 12	4,044.91	3,871.55		-14.03	173.36
Total					\$5,021.03	\$4,861.70		-\$14.03	\$173.36
Net short-term capital gains and losses									

Long-term capital gains and losses

Security description	Method	Quantity or face value	Purchase date	Sale date	Sale amount (\$)	Cost basis (\$)	Wash sale cost basis adjustment (\$)	Loss (\$)	Gain (\$)
CHESAPEAKE ENERGY CORP OKLA	FIFO	9 000	Nov 16, 09	May 14, 12	144.04	224.15		-80.11	
	FIFO	19,000	Nov 16, 09	May 14, 12	304.09	484.77		-180.68	
<i>continued next page</i>									





ACCESS
May 2012

Account name: JOHN N BLACKMAN SR
Account number: JG 67283 PC

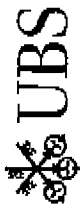
Your Financial Advisor:
CHRISTUS, PETER JOHN
212-713-7869/800-225-2971

Mary

Realized gains and losses (continued)

Long-term capital gains and losses (continued)

Security description	Method	Quantity or face value	Purchase date	Sale date	Sale amount (\$)	Cost basis (\$)	Wash sale cost basis adjustment (\$)	Loss (\$)	Gain (\$)
GLAXO SMITHKLINE PLC ADR	FIFO	31,000	Jun 12, 07	May 23, 12	1,359.03	1,615.63		-256.60	
	FIFO	11,000	Jun 18, 07	May 23, 12	482.24	577.62		-95.38	
	FIFO	34,000	Jun 18, 07	May 25, 12	1,508.55	1,785.38		-276.83	
	FIFO	20,000	Apr 13, 10	May 25, 12	887.38	789.92			97.46
	FIFO	20,000	Apr 14, 10	May 25, 12	887.39	791.87			95.52
MICROSOFT CORP	FIFO	176,000	Nov 29, 10	May 01, 12	5,650.03	4,413.64			1,236.39
	FIFO	20,000	Dec 03, 10	May 01, 12	642.05	538.28			103.77
Total					\$11,864.80	\$11,221.26		-\$643.54	\$1,533.14
Net long-term capital gains or losses									\$643.54
Net capital gains/losses:									\$802.87



ACCESS
June 2012

Account name:
Account number:

JOHN N BLACKMAN SR
JG 67283 PC

Your Financial Advisor:
CHRISTUS, PETER JOHN
212-713-7800/800-225-2971

Realized gains and losses

The estimated realized gains and losses shown below are not for tax purposes. Please note that gain or loss recognized on the sale or redemption of certain Structured Products, like Contingent Debt Securities, may be ordinary, and not capital, gain or loss. Please check with your tax advisor. To calculate gains and losses, we liquidate the oldest security lot first. This is known as the first-in, first-out or FIFO accounting method. We use this method unless you specified which tax lot to close when you placed your order. This is known as a versus purchases or VSP order. See *Important information about your statement* at the end of this document for more information.

We may not adjust gains and losses for all capital changes. We automatically adjust cost basis for tax-exempt and AMT coupon municipal securities for estimated amortization of bond premiums and for accreted OID for securities issued at a discount. If you requested that UBS adjust cost basis for the bond premium amortization on taxable debt securities then cost basis reflected for these securities has been adjusted. Estimates in the Unclassified section can not be classified as short term or long term because information is missing, or the product is one in which the gain/loss calculation is not provided.

Short-term capital gains and losses

Security description	Method	Quantity or face value	Purchase date	Sale date	Sale amount (\$)	Cost basis (\$)	Wash sale cost basis adjustment (\$)	Loss (\$)	Gain (\$)
CHESAPEAKE ENERGY CORP OKLA	FIFO	285,000	Feb 10, 12	May 29, 12	4,741.83	6,269.32		-1,527.49	
GLAXO SMITHKLINE PLC ADR	FIFO	63,000	Feb 09, 12	May 29, 12	2,805.07	2,835.41		-30.34	
	FIFO	19,000	Feb 09, 12	May 30, 12	836.60	855.13		-18.53	
WAL MART STORES INC	FIFO	20,000	Jul 13, 11	Jun 05, 12	1,312.45	1,080.59			231.86
Total					\$9,695.95	\$11,040.45		-\$1,576.36	\$231.86

Net short-term capital gains and losses

-\$1,344.50

Long-term capital gains and losses

Security description	Method	Quantity or face value	Purchase date	Sale date	Sale amount (\$)	Cost basis (\$)	Wash sale cost basis adjustment (\$)	Loss (\$)	Gain (\$)
AT&T INC	FIFO	55,000	Sep 12, 05	Jun 05, 12	1,870.96	1,384.50			486.46
CHESAPEAKE ENERGY CORP OKLA	FIFO	26,000	Nov 16, 09	May 29, 12	432.59	663.36		-230.77	
	FIFO	45,000	Nov 30, 09	May 29, 12	748.71	1,083.06		-334.35	
	FIFO	60,000	Sep 23, 10	May 29, 12	998.28	1,249.54		-251.26	
KIMBERLY CLARK CORP	FIFO	20,000	Jan 23, 03	Jun 05, 12	1,571.83	897.38			674.45
Total					\$5,622.37	\$5,277.84		-\$816.38	\$1,150.91

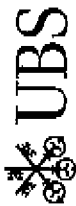
Net long-term capital gains or losses

\$344.53

Net capital gains/losses:

-\$999.97





ACCESS
July 2012

Account name: JOHN N BLACKMAN SR
Account number: JG 67283 PC

Your Financial Advisor:
CHRISTUS PETER JOHN
212-713-7800/800-225-2971

Account activity this month (continued)

Date	Activity	Description	Amount (\$)
Jul 31	Bought	RMA MONEY MKT. PORTFOLIO	470.62
Jul 31		Closing RMA Money Mkt. Portfolio	\$5,361.94

Unsettled transaction activity

The following transaction(s) are pending settlement

Trade date	Settlement date	Activity	Description	Quantity	Price / Value (\$)	Amount (\$)
Jul 27, 12	Aug 01, 12	Sold	DONNELLEY (R R) & SONS CO UNSOLICITED	-201,000	12.039200	2,419.82
Jul 27, 12	Aug 01, 12	Sold	PITNEY BOWES INC UNSOLICITED	-22,000	13 125100	288.74
Jul 31, 12	Aug 03, 12	Sold	DONNELLEY (R R) & SONS CO UNSOLICITED	-119,000	12 089200	1,438.57

Total pending investments sold

\$4,147.13

Realized gains and losses

The estimated realized gains and losses shown below are not for tax purposes. Please note that gain or loss recognized on the sale or redemption of certain Structured Products, like Contingent Debt Securities, may be ordinary, and not capital, gain or loss. Please check with your tax advisor. To calculate gains and losses, we liquidate the oldest security lot first. This is known as the first-in, first-out or FIFO accounting method. We use this method unless you specified which tax lot to close when you placed your order. This is known as a versus purchases or VSP order. See important information about your statement at the end of this document for more information. We may not adjust gains and losses for all capital changes. We automatically adjust cost basis for tax-exempt and AMT coupon municipal securities for estimated amortization of bond premiums and for accreted OID for securities issued at a discount. If you requested that UBS adjust cost basis for the bond premium amortization on taxable debt securities then cost basis reflected for these securities has been adjusted. Estimates in the Unclassified section can not be classified as short term or long term because information is missing, or the product is one in which the gain/loss calculation is not provided.

Short-term capital gains and losses

Security description	Method	Quantity or face value	Purchase date	Sale date	Sale amount (\$)	Cost basis (\$)	Wash sale cost basis adjustment(\$)	Loss (\$)	Gain (\$)
SANOI SPON ADR	FIFO	127,000	Feb 09, 12	Jun 29, 12	4,779.50	4,743.02			36.48

Long-term capital gains and losses

Security description	Method	Quantity or face value	Purchase date	Sale date	Sale amount (\$)	Cost basis (\$)	Wash sale cost basis adjustment(\$)	Loss (\$)	Gain (\$)
DONNELLEY (R R) & SONS CO	FIFO	20,000	Jan 25, 06	Jul 20, 12	260.12	634.79		-374.67	
PITNEY BOWES INC	FIFO	19,000	Dec 13, 10	Jul 25, 12	251.72	452.58		-200.86	
	FIFO	47,000	Dec 13, 10	Jul 26, 12	615.06	1,119.55		-504.49	



continued next page



ACCESS
July 2012

Account name
Account number:

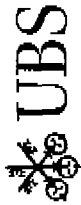
JOHN N BLACKMAN SR
JG 67283 PC

Your Financial Advisor:
CHRISTUS, PETER JOHN
212-713-7800/800-225-2971

Realized gains and losses (continued)

Long-term capital gains and losses (continued)

Security description	Method	Quantity or face value	Purchase date	Sale date	Sale amount (\$)	Cost basis (\$)	Wash sale cost basis adjustment (\$)	Loss (\$)	Gain (\$)
	FIFO	35,000	Dec 16, 10	Jul 26, 12	458,02	851,95		-393,93	
	FIFO	15,000	Dec 20, 10	Jul 26, 12	196,29	367,90		-171,61	
	FIFO	40,000	Mar 28, 11	Jul 26, 12	523,45	1,008,73		-485,28	
	FIFO	96,000	Mar 30, 11	Jul 26, 12	1,256,29	2,448,08		-1,191,79	
SANOH SPON ADR	FIFO	13,000	Oct 27, 10	Jun 29, 12	489,24	445,55			43,69
	FIFO	30,000	Oct 29, 10	Jun 29, 12	1,129,02	1,053,85			75,17
	FIFO	40,000	Nov 01, 10	Jun 29, 12	1,505,35	1,401,14			104,21
	FIFO	35,000	Nov 03, 10	Jun 29, 12	1,317,18	1,231,14			86,04
	FIFO	20,000	Dec 08, 10	Jun 29, 12	752,68	651,44			101,24
Total					\$8,754.42	\$11,666.70		-\$3,322.63	\$410.35
Net long-term capital gains or losses								-\$2,912.28	
Net capital gains/losses:								-\$2,875.80	



ACCESS
August 2012

Account name: JOHN N BLACKMAN SR
Account number: JG 67283 PC

Your Financial Advisor:
CHRISTUS, PETER JOHN
212-713-7800/800-225-2971

August

Realized gains and losses

The estimated realized gains and losses shown below are not for tax purposes. Please note that gain or loss recognized on the sale or redemption of certain Structured Products, like Contingent Debt Securities, may be ordinary, and not capital, gain or loss. Please check with your tax advisor to calculate gains and losses, we liquidate the oldest security lot first. This is known as the first-in, first-out or FIFO accounting method. We use this method unless you specified which tax lot to close when you placed your order. This is known as a versus purchases or VSP order. See important information about your statement at the end of this document for more information. We may not adjust gains and losses for all capital changes. We automatically adjust cost basis for tax-exempt and AMT coupon municipal securities for estimated amortization of bond premiums and for accreted OID for securities issued at a discount. If you requested that UBS adjust cost basis for the bond premium amortization on taxable debt securities then cost basis reflected for these securities has been adjusted. Estimates in the Unclassified section can not be classified as short term or long term because information is missing, or the product is one in which the gain/loss calculation is not provided.

Short-term capital gains and losses

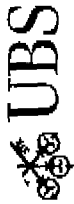
Security description	Method	Quantity or face value	Purchase date	Sale date	Sale amount (\$)	Cost basis (\$)	Wash sale cost basis adjustment (\$)	Loss (\$)	Gain (\$)
DONNELLY (R.R.) & SONS CO	FIFO	10 000	Dec 09, 11	Aug 08, 12	130.00	145.82		-15.82	
	FIFO	25 000	Feb 09, 12	Aug 08, 12	325.01	324.18			0.83
	FIFO	109 000	Feb 09, 12	Aug 13, 12	1,379.02	1,413.45		-34.43	
	FIFO	103 000	Feb 09, 12	Aug 14, 12	1,311.76	1,335.64		-23.88	
	FIFO	96 000	Feb 09, 12	Aug 17, 12	1,194.95	1,244.87		-49.92	
	FIFO	77 000	Feb 09, 12	Aug 20, 12	959.96	998.49		-38.53	
HUDSON CITY BANCORP INC	FIFO	592 000	Feb 09, 12	Aug 27, 12	4,410.71	4,130.62			280.09
PEPSICO INC	FIFO	9 000	Feb 09, 12	Aug 15, 12	653.26	579.22			74.04
PITNEY BOWES INC	FIFO	16 000	Feb 09, 12	Jul 27, 12	209.99	312.36		-102.37	
	FIFO	229 000	Feb 09, 12	Aug 03, 12	3,174.14	4,470.70		-1,296.56	
	FIFO	48 000	Jun 11, 12	Aug 03, 12	665.32	676.86		-11.54	
	FIFO	12 000	Jun 11, 12	Aug 07, 12	170.60	169.22			1.38
	FIFO	95 000	Jun 13, 12	Aug 07, 12	1,350.58	1,339.09			11.49
Total					\$15,935.30	\$17,140.52		-\$1,573.05	\$367.83
Net short-term capital gains and losses								-\$1,205.22	

Long-term capital gains and losses

Security description	Method	Quantity or face value	Purchase date	Sale date	Sale amount (\$)	Cost basis (\$)	Wash sale cost basis adjustment (\$)	Loss (\$)	Gain (\$)
AMEREN CORP	FIFO	11 000	Sep 13, 07	Aug 15, 12	379.86	567.59		-187.73	
	FIFO	2 000	Sep 28, 07	Aug 15, 12	69.07	105.44		-36.37	
	FIFO	19 000	Sep 28, 07	Aug 23, 12	632.03	1,001.73		-369.70	
Total								-369.70	

continued next page





ACCESS
August 2012

Account name:
Account number:

JOHN M BLACKMAN SR
JG 67283 PC

Your Financial Advisor:
CHRISTUS, PETER JOHN
212-713-7800/800-225-2971

August

Realized gains and losses (continued)

Long-term capital gains and losses (continued)

Security description	Method	Quantity or face value	Purchase date	Sale date	Sale amount (\$)	Cost basis (\$)	Wash sale cost basis adjustment (\$)	Loss (\$)	Gain (\$)
DONNELLEY IR R. & SONS CO	FIFO	25,000	Mar 30, 06	Jul 27, 12	300.97	818.30		-517.33	
	FIFO	40,000	Apr 06, 06	Jul 27, 12	481.56	1,324.96		-843.40	
	FIFO	25,000	Apr 27, 06	Jul 27, 12	300.97	826.86		-525.89	
	FIFO	35,000	May 05, 06	Jul 27, 12	421.36	1,178.23		-756.87	
	FIFO	10,000	May 16, 06	Jul 27, 12	120.39	333.09		-212.70	
	FIFO	15,000	May 17, 06	Jul 27, 12	180.59	498.42		-317.83	
	FIFO	20,000	Jun 07, 06	Jul 27, 12	240.77	626.93		-386.16	
	FIFO	20,000	Jun 09, 06	Jul 27, 12	240.78	616.37		-375.59	
	FIFO	11,000	Jun 16, 10	Jul 27, 12	132.43	203.97		-71.54	
	FIFO	44,000	Jun 16, 10	Jul 31, 12	531.91	815.86		-283.95	
	FIFO	75,000	Mar 18, 11	Jul 31, 12	906.66	1,325.64		-418.98	
	FIFO	2,000	Mar 18, 11	Aug 08, 12	26.00	35.35		-9.35	
HUDSON CITY BANCORP INC	FIFO	355,000	Jul 06, 09	Aug 27, 12	2,644.94	4,723.17		-2,078.23	
	FIFO	125,000	Aug 23, 10	Aug 27, 12	931.31	1,502.23		-570.92	
	FIFO	130,000	Feb 10, 11	Aug 27, 12	968.57	1,448.58		-480.01	
	FIFO	218,000	Aug 19, 11	Aug 27, 12	1,624.22	1,240.20			384.02
PEPSICO INC	FIFO	25,000	Mar 03, 11	Aug 14, 12	1,804.73	1,583.41			221.32
	FIFO	24,000	Mar 11, 11	Aug 14, 12	1,732.55	1,548.08			184.47
	FIFO	27,000	Mar 11, 11	Aug 15, 12	1,959.80	1,741.59			218.21
PHILLIPS 66	FIFO	11,500	Mar 02, 06	Aug 06, 12	462.26	341.83			120.43
	FIFO	28,500	Nov 11, 09	Aug 06, 12	1,145.59	730.56			415.03
PITNEY BOWES INC	FIFO	6,000	Mar 30, 11	Jul 27, 12	78.75	153.00		-74.25	
REYNOLDS AMERN INC (HOLDING CO)	FIFO	25,000	Sep 12, 05	Aug 06, 12	1,170.49	518.31			652.18
WELLS FARGO & CO NEW	FIFO	10,000	Sep 01, 10	Aug 03, 12	339.96	244.91			95.05
Total					\$19,828.52	\$26,054.61		-\$8,516.80	\$2,290.71

Net long-term capital gains or losses

Net capital gains/losses:

-\$8,516.80
-\$6,226.09
-\$7,431.31



Additional Data

Software ID:

Software Version:

EIN: 22-2938619

Name: JOHN N BLACKMAN SR FOUNDATION
C/O SCHAIN LEIFER GURALNICK

Form 990PF - Special Condition Description:

Special Condition Description

Form 990PF Part IV - Capital Gains and Losses for Tax on Investment Income - Columns a - d

(a) List and describe the kind(s) of property sold (e g , real estate, 2-story brick warehouse, or common stock, 200 shs MLC Co)	(b) How acquired P—Purchase D—Donation	(c) Date acquired (mo , day, yr)	(d) Date sold (mo , day, yr)
SEE ATTACHED UBS 67280-55	P		
SEE ATTACHED UBS 67280-55	P		
SEE ATTACHED UBS 67281-55	P		
SEE ATTACHED UBS 67281-55	P		
SEE ATTACHED UBS 67283-55	P		
SEE ATTACHED UBS 67283-55	P		

Form 990PF Part IV - Capital Gains and Losses for Tax on Investment Income - Columns e - h

(e) Gross sales price	(f) Depreciation allowed (or allowable)	(g) Cost or other basis plus expense of sale	(h) Gain or (loss) (e) plus (f) minus (g)
464,858		445,534	19,324
235,751		181,528	54,223
36,991		35,017	1,974
53,669		54,170	-501
58,965		58,751	214
76,966		79,083	-2,117

Form 990PF Part IV - Capital Gains and Losses for Tax on Investment Income - Columns i - l

Complete only for assets showing gain in column (h) and owned by the foundation on 12/31/69			(l) Gains (Col (h) gain minus col (k), but not less than -0-) or Losses (from col (h))
(i) F M V as of 12/31/69	(j) Adjusted basis as of 12/31/69	(k) Excess of col (i) over col (j), if any	
			19,324
			54,223
			1,974
			-501
			214
			-2,117

Form 990PF Part XV Line 3 - Grants and Contributions Paid During the Year or Approved for Future Payment				
Recipient	If recipient is an individual, show any relationship to any foundation manager or substantial contributor	Foundation status of recipient	Purpose of grant or contribution	Amount
Name and address (home or business)				
a Paid during the year				
ALBERT G OLIVER PROGRAM80 MAIDEN LANE SUITE 706 NEW YORK, NY 10038			GENERAL	3,000
AMERICAN BALLROOM THEATER COMPANY25 WEST 31ST STREET 4TH FLOOR NEW YORK, NY 10001			GENERAL	7,500
ANDREW GLOVER YOUTH PROGRAM INC100 CENTRE STREET ROOM 1541 NEW YORK, NY 10013			GENERAL	3,000
ANGEL FLIGHT NORTHEAST492 SUTTON STREET LAWRENCE AIRPORT NORTH ANDOVER, MA 01845			GENERAL	3,000
BALLET TECH FOUNDATION890 BROADWAY NEW YORK, NY 10003			GENERAL	5,000
BBB WISE GIVING ALLIANCE4200 WILSON BLVD SUITE 800 ARLINGTON, VA 22203			GENERAL	2,000
BOWERY MISSION132 MADISON AVENUE NEW YORK, NY 10016			GENERAL	3,000
BROOKLYN BALLET INC160 SCHERMERHORN STREET BROOKLYN, NY 11201			GENERAL	3,000
CENTER FOR HEARING COMMUNICATION50 BROADWAY 6TH FLOOR NEW YORK, NY 10004			GENERAL	2,000
CHILDREN'S AID SOCIETY105 EAST 22ND STREET SUITE 102 NEW YORK, NY 10010			GENERAL	3,000
CITY HARVEST575 EIGHTH AVENUE 4TH FLOOR NEW YORK, NY 10018			GENERAL	3,000
CITY PARKS FOUNDATION830 FIFTH AVENUE NEW YORK, NY 10065			GENERAL	3,000
CITYMEALS ON WHEELS355 LEXINGTON AVENUE NEW YORK, NY 10017			GENERAL	3,000
COALITION AGAINST CHILD ABUSE NEG15 GRUMMAN RD W SUITE 900 BETHPAGE, NY 11714			GENERAL	3,000
COALITION FOR THE HOMELESS 129 FULTON STREET NEW YORK, NY 10038			GENERAL	3,000
COMMUNITY-WORD PROJECT42 BROADWAY 18TH FLOOR NEW YORK, NY 10004			GENERAL	3,000
COURT APPOINTED SPECIAL ADVOCATES50 BROADWAY 31ST FLOOR NEW YORK, NY 10004			GENERAL	3,000
DIHR INC160 WEST 96TH STREET APT 5 NEW YORK, NY 10025			GENERAL	5,000
DOE FUND232 EAST 84TH STREET NEW YORK, NY 10028			GENERAL	3,000
EAST SIDE SETTLEMENT HOUSE 337 ALEXANDER AVENUE BRONX, NY 10454			GENERAL	3,000
ELEANOR ROOSEVELT CENTER AT VAL-KILPO BOX 255 HYDE PARK, NY 12538			GENERAL	3,000
EYE-BANK FOR SIGHT RESTORATION INC120 WALL STREET NEW YORK, NY 10005			GENERAL	3,000
FRESH AIR FUND633 THIRD AVENUE 14TH FLOOR NEW YORK, NY 10017			GENERAL	3,000
GAY MEN'S HEALTH CENTER446 WEST 33 STREET NEW YORK, NY 10011			GENERAL	3,000
GIRL SCOUT COUNCIL OF GREATER OF NE43 WEST 23RD STREET NEW YORK, NY 10010			GENERAL	2,500
GOD'S LOVE WE DELIVER166 AVENUE OF THE AMERICA NEW YORK, NY 10013			GENERAL	3,000
GREATER NEW YORK COUNCILS BSA350 FIFTH AVENUE SUITE 430 NEW YORK, NY 10118			GENERAL	2,500
GUIDING EYES FOR THE BLIND611 GRANITE SPRINGS ROAD YORKTOWN HEIGHTS, NY 10598			GENERAL	3,000
HEART SOUL CHARITABLE FUND 1157 LEXINGTON AVENUE NEW YORK, NY 10075			GENERAL	5,000
HOLE IN THE WALL GANG FUND INC555 LONG WHARF DRIVE NEW HAVEN, CT 06511			GENERAL	3,000

Form 990PF Part XV Line 3 - Grants and Contributions Paid During the Year or Approved for Future Payment

Recipient	If recipient is an individual, show any relationship to any foundation manager or substantial contributor	Foundation status of recipient	Purpose of grant or contribution	Amount
Name and address (home or business)				
a <i>Paid during the year</i>				
HOLY APOSTLES SOUP KITCHEN 296 NINTH AVENUE NEW YORK, NY 10001			GENERAL	3,000
INNER CITY SCHOLARSHIP FUND 1011 FIRST AVENUE SUITE 1400 NEW YORK, NY 10022			GENERAL	3,000
KWELI JOURNAL PO BOX 693 NEW YORK, NY 10021			GENERAL	3,000
LAGUARDIA HIGH SCHOOL DANCE DEPARTM100 AMSTERDAM AVENUE NEW YORK, NY 10023			GENERAL	5,000
LIFE SERVICES FOR THE HANDICAPPED 61 BROADWAY SUITE 510 NEW YORK, NY 10006			GENERAL	3,000
LOTHLORIEN THERAPEUTIC RIDING CENTE 15 REITER ROAD EAST AURORA, NY 14052			GENERAL	3,000
LOWER MANHATTAN COMMUNITY MIDDLE SC 26 BROADWAY 6TH FLOOR NEW YORK, NY 10004			GENERAL	5,000
MIDNIGHT RUN 97 MAIN STREET DOBBS FERRY, NY 10522			GENERAL	3,000
NATHANIEL RAND FUND OF CHILD LIFE 111 EAST 210TH STREET MONTIFILORE HOSPITAL BRONX, NY 10467			GENERAL	5,000
NATIONAL RESEARCH FUND FOR TICK-BOR PO BOX 643 WILTON, CT 06897			GENERAL	10,000
NEW YORK CHORAL SOCIETY 119 WEST 57TH ST SUITE 1215 NEW YORK, NY 10019			GENERAL	4,000
NEW YORKERS FOR PARKS 55 BROAD ST 23TH FLOOR NEW YORK, NY 10004			GENERAL	3,000
OCEANSIDE BEST BUDDIES 445 BROADHOLLOW ROAD SUITE 119 MELVILLE, NY 11747			GENERAL	2,000
OFFICE FOR PERSONS WITH DISABILITIE 90 CHERRY LANE HICKSVILLE, NY 11801			GENERAL	2,000
PARENTS TEACHERS ASSN-PS 29 425 HENRY STREET C/O PS 29 BROOKLYN, NY 11231			GENERAL	3,000
PARENTS TEACHERS ASSN-PS 58 330 SMITH STREET G GAULT BROOKLYN, NY 11231			GENERAL	3,000
PERCEPTUAL DEVELOPMENT CENTER 441 WEST END AVENUE SUITE 1K NEW YORK, NY 10024			GENERAL	4,000
PHOENIX HOUSE DEVELOPMENT FUND 164 WEST 74TH STREET NEW YORK, NY 10023			GENERAL	3,000
PLANNED PARENTHOOD OF NYC 26 BLEECKER STREET NEW YORK, NY 10012			GENERAL	2,500
POSSE FOUNDATION INC 14 WALL STREET SUITE 8A-60 NEW YORK, NY 10005			GENERAL	3,000
RATTLESTICK PRODUCTIONS INC 224 WAVERLY PLACE NEW YORK, NY 10014			GENERAL	3,000
RESOURCES FOR CHILDREN WITH SPECIAL 116 EAST 16TH STREET 5TH FLOOR NEW YORK, NY 10003			GENERAL	3,000
SAFE SPACE 89-74 162ND STREET JAMAICA, NY 11432			GENERAL	3,000
SALVATION ARMY OF GREATER NEW YORK 120 WEST 14TH STREET NEW YORK, NY 10011			GENERAL	2,500
SANCTUARY FOR FAMILIES PO BOX 1406 WALL STREET STATION NEW YORK, NY 10268			GENERAL	3,000
SMILES FOR SCOTT FOUNDATION PO BOX 643 PLAINVIEW, NY 11803			GENERAL	4,000
ST CHRISTOPHER CHILD CARE SERVICES 71 SOUTH BROADWAY DOBBS FERRY, NY 10522			GENERAL	3,000
SUNRISE DAY CAMP 15 NEIL COURT OCEANSIDE, NY 11572			GENERAL	2,500
THE FUND FOR THE CITY OF NEW YORK 121 AVENUE OF THE AMERICA 6TH FLOOR NEW YORK, NY 10012			GENERAL	5,000
VOLUNTEERS OF AMERICA 340 WEST 85TH STREET NEW YORK, NY 10024			GENERAL	3,000

Form 990PF Part XV Line 3 - Grants and Contributions Paid During the Year or Approved for Future Payment

Recipient	If recipient is an individual, show any relationship to any foundation manager or substantial contributor	Foundation status of recipient	Purpose of grant or contribution	Amount
Name and address (home or business)				
a <i>Paid during the year</i>				
WE CARE BLANKETS1407 BUCKNELL DRIVE ATTN TAMARA D BAKER MASSAPEQUA, NY 11758			GENERAL	3,000
WOMEN'S PRISON ASSOCIATION 110 SECOND AVENUE NEW YORK, NY 10003			GENERAL	3,000
YAINYL460 WEST 34TH STREET NEW YORK, NY 10001			GENERAL	3,000
YOUTH SERVICES LEAGUE INC 181A 29TH STREET BROOKLYN, NY 11232			GENERAL	3,000
Total				214,000

3a