



See a Social Security Number? Say Something!
Report Privacy Problems to <https://public.resource.org/privacy>
Or call the IRS Identity Theft Hotline at 1-800-908-4490



Form **990-PF**

Department of the Treasury
Internal Revenue Service

Return of Private Foundation
or Section 4947(a)(1) Nonexempt Charitable Trust
Treated as a Private Foundation

Note. The foundation may be able to use a copy of this return to satisfy state reporting requirements

OMB No 1545-0052

2011

For calendar year 2011 or tax year beginning **09/01, 2011, and ending 08/31, 2012**

Name of foundation
WILLIAM H INMAN TRUST R52673002

Number and street (or P O box number if mail is not delivered to street address) Room/suite
10 S DEARBORN IL1-0117

City or town, state, and ZIP code
CHICAGO, IL 60603

A Employer identification number
16-6015864

B Telephone number (see instructions)
(866) 888-5157

C If exemption application is pending, check here

D 1 Foreign organizations, check here
2 Foreign organizations meeting the 85% test, check here and attach computation

E If private foundation status was terminated under section 507(b)(1)(A), check here

F If the foundation is in a 60-month termination under section 507(b)(1)(B), check here

G Check all that apply:
 Initial return
 Final return
 Address change
 Initial return of a former public charity
 Amended return
 Name change

H Check type of organization: Section 501(c)(3) exempt private foundation
 Section 4947(a)(1) nonexempt charitable trust Other taxable private foundation

I Fair market value of all assets at end of year (from Part II, col. (c), line 16) ▶ \$ **347,243.**

J Accounting method: Cash Accrual
 Other (specify) _____
 (Part I, column (d) must be on cash basis)

ENVELOPE POSTMARK DATE APR 10 2013

Part I Analysis of Revenue and Expenses (The total of amounts in columns (b), (c), and (d) may not necessarily equal the amounts in column (a) (see instructions))		(a) Revenue and expenses per books	(b) Net investment income	(c) Adjusted net income	(d) Disbursements for charitable purposes (cash basis only)
1	Contributions, gifts, grants, etc., received (attach schedule)				
2	Check <input checked="" type="checkbox"/> if the foundation is not required to attach Sch B				
3	Interest on savings and temporary cash investments				
4	Dividends and interest from securities	7,372.	7,356.		
5a	Gross rents				
b	Net rental income or (loss)				
6a	Net gain or (loss) from sale of assets not on line 10	-4,940.			
b	Gross sales price for all assets on line 6a	116,219.			
7	Capital gain net income (from Part IV, line 2)				
8	Net short-term capital gain				
9	Income modifications				
10a	Gross sales less returns and allowances				
b	Less Cost of goods sold				
c	Gross profit or (loss) (attach schedule)				
11	Other income (attach schedule)				
12	Total Add lines 1 through 11	2,432.	7,356.		
13	Compensation of officers, directors, trustees, etc.	4,196.	3,147.		1,049.
14	Other employee salaries and wages				
15	Pension plans, employee benefits				
16a	Legal fees (attach schedule)				
b	Accounting fees (attach schedule)				
c	Other professional fees (attach schedule)				
17	Interest				
18	Taxes (attach schedule) (see instructions) STMT. 1	1,569.	226.		
19	Depreciation (attach schedule) and depletion				
20	Occupancy				
21	Travel, conferences, and meetings				
22	Printing and publications				
23	Other expenses (attach schedule) STMT. 2	100.			
24	Total operating and administrative expenses Add lines 13 through 23	5,865.	3,373.		1,149.
25	Contributions, gifts, grants paid	10,793.			10,793.
26	Total expenses and disbursements Add lines 24 and 25	16,658.	3,373.		11,942.
27	Subtract line 26 from line 12				
a	Excess of revenue over expenses and disbursements	-14,226.			
b	Net investment income (if negative, enter -0-)		3,983.		
c	Adjusted net income (if negative, enter -0-)				

RECEIVED
APR 15 2013
OGDEN, UT

SCANNED APR 18 2013

For Paperwork Reduction Act Notice, see instructions.

JSA

Form **990-PF** (2011)

1E1410 1 000

DBB888 501G 03/28/2013 14:40:16

R52673002

4 -

u

Part II Balance Sheets		Attached schedules and amounts in the description column should be for end-of-year amounts only (See instructions)			
		Beginning of year	End of year		
		(a) Book Value	(b) Book Value	(c) Fair Market Value	
Assets	1	Cash - non-interest-bearing	-582.	-1,201.	-1,201.
	2	Savings and temporary cash investments	21,744.	15,495.	15,495.
	3	Accounts receivable ▶ Less: allowance for doubtful accounts ▶			
	4	Pledges receivable ▶ Less: allowance for doubtful accounts ▶			
	5	Grants receivable			
	6	Receivables due from officers, directors, trustees, and other disqualified persons (attach schedule) (see instructions)			
	7	Other notes and loans receivable (attach schedule) ▶ Less: allowance for doubtful accounts ▶			
	8	Inventories for sale or use			
	9	Prepaid expenses and deferred charges			
	10 a	Investments - U S and state government obligations (attach schedule)			
	b	Investments - corporate stock (attach schedule)	260,300.	273,748.	290,940.
	c	Investments - corporate bonds (attach schedule)	60,885.	40,193.	42,009.
	11	Investments - land, buildings, and equipment basis Less: accumulated depreciation (attach schedule) ▶			
	12	Investments - mortgage loans			
	13	Investments - other (attach schedule)			
	14	Land, buildings, and equipment basis Less: accumulated depreciation (attach schedule) ▶			
15	Other assets (describe ▶)				
16	Total assets (to be completed by all filers - see the instructions Also, see page 1, item I)	342,347.	328,235.	347,243.	
Liabilities	17	Accounts payable and accrued expenses			
	18	Grants payable			
	19	Deferred revenue			
	20	Loans from officers, directors, trustees, and other disqualified persons			
	21	Mortgages and other notes payable (attach schedule)			
	22	Other liabilities (describe ▶)			
23	Total liabilities (add lines 17 through 22)				
Net Assets or Fund Balances	Foundations that follow SFAS 117, check here ▶ <input type="checkbox"/> and complete lines 24 through 26 and lines 30 and 31.				
	24	Unrestricted			
	25	Temporarily restricted			
	26	Permanently restricted			
	Foundations that do not follow SFAS 117, check here and complete lines 27 through 31. ▶ <input checked="" type="checkbox"/>				
	27	Capital stock, trust principal, or current funds	342,347.	328,235.	
	28	Paid-in or capital surplus, or land, bldg, and equipment fund			
29	Retained earnings, accumulated income, endowment, or other funds				
30	Total net assets or fund balances (see instructions)	342,347.	328,235.		
31	Total liabilities and net assets/fund balances (see instructions)	342,347.	328,235.		

Part III Analysis of Changes in Net Assets or Fund Balances		
1	Total net assets or fund balances at beginning of year - Part II, column (a), line 30 (must agree with end-of-year figure reported on prior year's return)	1 342,347.
2	Enter amount from Part I, line 27a	2 -14,226.
3	Other increases not included in line 2 (itemize) ▶ SEE STATEMENT 3	3 114.
4	Add lines 1, 2, and 3	4 328,235.
5	Decreases not included in line 2 (itemize) ▶	5
6	Total net assets or fund balances at end of year (line 4 minus line 5) - Part II, column (b), line 30	6 328,235.

Part IV Capital Gains and Losses for Tax on Investment Income

(a) List and describe the kind(s) of property sold (e.g., real estate, 2-story brick warehouse, or common stock, 200 shs MLC Co)				(b) How acquired P-Purchase D-Donation	(c) Date acquired (mo, day, yr)	(d) Date sold (mo, day, yr)
1a PUBLICLY TRADED SECURITIES						
b						
c						
d						
e						
(e) Gross sales price	(f) Depreciation allowed (or allowable)	(g) Cost or other basis plus expense of sale	(h) Gain or (loss) (e) plus (f) minus (g)			
a 114,225.		121,159.	-6,934.			
b						
c						
d						
e						
Complete only for assets showing gain in column (h) and owned by the foundation on 12/31/69			(i) Gains (Col (h) gain minus col (k), but not less than -0-) or Losses (from col (h))			
(i) FMV as of 12/31/69	(j) Adjusted basis as of 12/31/69	(k) Excess of col (i) over col (j), if any				
a			-6,934.			
b						
c						
d						
e						
2 Capital gain net income or (net capital loss)				2	-4,940.	
{ If gain, also enter in Part I, line 7 If (loss), enter -0- in Part I, line 7						
3 Net short-term capital gain or (loss) as defined in sections 1222(5) and (6)				3		
{ If gain, also enter in Part I, line 8, column (c) (see instructions). If (loss), enter -0- in Part I, line 8						

Part V Qualification Under Section 4940(e) for Reduced Tax on Net Investment Income

(For optional use by domestic private foundations subject to the section 4940(a) tax on net investment income.)

If section 4940(d)(2) applies, leave this part blank.

Was the foundation liable for the section 4942 tax on the distributable amount of any year in the base period? Yes No
 If "Yes," the foundation does not qualify under section 4940(e). Do not complete this part.

1 Enter the appropriate amount in each column for each year; see the instructions before making any entries.

(a) Base period years Calendar year (for tax year beginning in)	(b) Adjusted qualifying distributions	(c) Net value of noncharitable-use assets	(d) Distribution ratio (col (b) divided by col (c))
2010	12,281.	369,224.	0.033262
2009	12,489.	341,207.	0.036602
2008	23,794.	300,299.	0.079234
2007			
2006			

2 Total of line 1, column (d)	2	0.149098
3 Average distribution ratio for the 5-year base period - divide the total on line 2 by 5, or by the number of years the foundation has been in existence if less than 5 years	3	0.049699
4 Enter the net value of noncharitable-use assets for 2011 from Part X, line 5	4	341,116.
5 Multiply line 4 by line 3	5	16,953.
6 Enter 1% of net investment income (1% of Part I, line 27b)	6	40.
7 Add lines 5 and 6	7	16,993.
8 Enter qualifying distributions from Part XII, line 4 If line 8 is equal to or greater than line 7, check the box in Part VI, line 1b, and complete that part using a 1% tax rate. See the Part VI instructions.	8	11,942.

Part VI Excise Tax Based on Investment Income (Section 4940(a), 4940(b), 4940(e), or 4948 - see instructions)

Table with 11 rows for excise tax calculations. Includes categories like 'Exempt operating foundations', 'Tax under section 511', 'Credits/Payments', and 'Total credits and payments'. Values include 80, NONE, 680, and 520.

Part VII-A Statements Regarding Activities

Table with 10 rows for activity statements. Columns include question text, 'Yes', and 'No'. Includes questions about political influence, tax on political expenditures, and substantial contributors. 'No' column has 'X' marks for questions 1a, 1b, 1c, 2, 3, 4a, 4b, 5, 6, 7, 8b, 9, and 10.

Part VII-A Statements Regarding Activities (continued)

11 At any time during the year, did the foundation, directly or indirectly, own a controlled entity within the meaning of section 512(b)(13)? If "Yes," attach schedule (see instructions)
12 Did the foundation make a distribution to a donor advised fund over which the foundation or a disqualified person had advisory privileges? If "Yes," attach statement (see instructions)
13 Did the foundation comply with the public inspection requirements for its annual returns and exemption application?
Website address N/A
14 The books are in care of JPMORGAN CHASE BANK, NA Telephone no. (866) 888-5157
Located at 10 S DEARBORN ST ILI-0117, CHICAGO, IL ZIP + 4 60603
15 Section 4947(a)(1) nonexempt charitable trusts filing Form 990-PF in lieu of Form 1041 - Check here
and enter the amount of tax-exempt interest received or accrued during the year. 15
16 At any time during calendar year 2011, did the foundation have an interest in or a signature or other authority over a bank, securities, or other financial account in a foreign country? Yes No X

Part VII-B Statements Regarding Activities for Which Form 4720 May Be Required

File Form 4720 if any item is checked in the "Yes" column, unless an exception applies.

1a During the year did the foundation (either directly or indirectly)
(1) Engage in the sale or exchange, or leasing of property with a disqualified person? Yes No X
(2) Borrow money from, lend money to, or otherwise extend credit to (or accept it from) a disqualified person? Yes No X
(3) Furnish goods, services, or facilities to (or accept them from) a disqualified person? Yes No X
(4) Pay compensation to, or pay or reimburse the expenses of, a disqualified person? X Yes No
(5) Transfer any income or assets to a disqualified person (or make any of either available for the benefit or use of a disqualified person)? Yes No X
(6) Agree to pay money or property to a government official? (Exception. Check "No" if the foundation agreed to make a grant to or to employ the official for a period after termination of government service, if terminating within 90 days). Yes No X
b If any answer is "Yes" to 1a(1)-(6), did any of the acts fail to qualify under the exceptions described in Regulations section 53.4941(d)-3 or in a current notice regarding disaster assistance (see instructions)? 1b X
c Did the foundation engage in a prior year in any of the acts described in 1a, other than excepted acts, that were not corrected before the first day of the tax year beginning in 2011? 1c X
2 Taxes on failure to distribute income (section 4942) (does not apply for years the foundation was a private operating foundation defined in section 4942(j)(3) or 4942(j)(5))
a At the end of tax year 2011, did the foundation have any undistributed income (lines 6d and 6e, Part XIII) for tax year(s) beginning before 2011? Yes No X
If "Yes," list the years
b Are there any years listed in 2a for which the foundation is not applying the provisions of section 4942(a)(2) (relating to incorrect valuation of assets) to the year's undistributed income? (If applying section 4942(a)(2) to all years listed, answer "No" and attach statement - see instructions) 2b
c If the provisions of section 4942(a)(2) are being applied to any of the years listed in 2a, list the years here
3a Did the foundation hold more than a 2% direct or indirect interest in any business enterprise at any time during the year? Yes No X
b If "Yes," did it have excess business holdings in 2011 as a result of (1) any purchase by the foundation or disqualified persons after May 26, 1969; (2) the lapse of the 5-year period (or longer period approved by the Commissioner under section 4943(c)(7)) to dispose of holdings acquired by gift or bequest; or (3) the lapse of the 10-, 15-, or 20-year first phase holding period? (Use Schedule C, Form 4720, to determine if the foundation had excess business holdings in 2011) 3b
4a Did the foundation invest during the year any amount in a manner that would jeopardize its charitable purposes? 4a X
b Did the foundation make any investment in a prior year (but after December 31, 1969) that could jeopardize its charitable purpose that had not been removed from jeopardy before the first day of the tax year beginning in 2011? 4b X

Part VIII Information About Officers, Directors, Trustees, Foundation Managers, Highly Paid Employees, and Contractors (continued)

3 Five highest-paid independent contractors for professional services (see instructions). If none, enter "NONE."

(a) Name and address of each person paid more than \$50,000	(b) Type of service	(c) Compensation
NONE		NONE

Total number of others receiving over \$50,000 for professional services ▶		NONE

Part IX-A Summary of Direct Charitable Activities

List the foundation's four largest direct charitable activities during the tax year. Include relevant statistical information such as the number of organizations and other beneficiaries served, conferences convened, research papers produced, etc	Expenses
1 NONE	

2	

3	

4	

Part IX-B Summary of Program-Related Investments (see instructions)

Describe the two largest program-related investments made by the foundation during the tax year on lines 1 and 2	Amount
1 NONE	

2	

All other program-related investments See instructions	
3 NONE	

Total. Add lines 1 through 3 ▶	

Part X Minimum Investment Return (All domestic foundations must complete this part. Foreign foundations, see instructions.)

1	Fair market value of assets not used (or held for use) directly in carrying out charitable, etc., purposes.		
a	Average monthly fair market value of securities	1a	326,167.
b	Average of monthly cash balances	1b	20,144.
c	Fair market value of all other assets (see instructions)	1c	NONE
d	Total (add lines 1a, b, and c)	1d	346,311.
e	Reduction claimed for blockage or other factors reported on lines 1a and 1c (attach detailed explanation)	1e	
2	Acquisition indebtedness applicable to line 1 assets	2	NONE
3	Subtract line 2 from line 1d	3	346,311.
4	Cash deemed held for charitable activities. Enter 1 1/2% of line 3 (for greater amount, see instructions)	4	5,195.
5	Net value of noncharitable-use assets. Subtract line 4 from line 3. Enter here and on Part V, line 4	5	341,116.
6	Minimum investment return. Enter 5% of line 5	6	17,056.

Part XI Distributable Amount (see instructions) (Section 4942(j)(3) and (j)(5) private operating foundations and certain foreign organizations check here and do not complete this part.)

1	Minimum investment return from Part X, line 6	1	17,056.
2a	Tax on investment income for 2011 from Part VI, line 5	2a	80.
b	Income tax for 2011. (This does not include the tax from Part VI.)	2b	
c	Add lines 2a and 2b	2c	80.
3	Distributable amount before adjustments. Subtract line 2c from line 1	3	16,976.
4	Recoveries of amounts treated as qualifying distributions	4	NONE
5	Add lines 3 and 4	5	16,976.
6	Deduction from distributable amount (see instructions)	6	NONE
7	Distributable amount as adjusted. Subtract line 6 from line 5. Enter here and on Part XIII, line 1	7	16,976.

Part XII Qualifying Distributions (see instructions)

1	Amounts paid (including administrative expenses) to accomplish charitable, etc., purposes:		
a	Expenses, contributions, gifts, etc. - total from Part I, column (d), line 26	1a	11,942.
b	Program-related investments - total from Part IX-B	1b	
2	Amounts paid to acquire assets used (or held for use) directly in carrying out charitable, etc., purposes	2	NONE
3	Amounts set aside for specific charitable projects that satisfy the:		
a	Suitability test (prior IRS approval required)	3a	NONE
b	Cash distribution test (attach the required schedule)	3b	NONE
4	Qualifying distributions. Add lines 1a through 3b. Enter here and on Part V, line 8, and Part XIII, line 4	4	11,942.
5	Foundations that qualify under section 4940(e) for the reduced rate of tax on net investment income. Enter 1% of Part I, line 27b (see instructions)	5	N/A
6	Adjusted qualifying distributions. Subtract line 5 from line 4	6	11,942.

Note. The amount on line 6 will be used in Part V, column (b), in subsequent years when calculating whether the foundation qualifies for the section 4940(e) reduction of tax in those years

Part XIII Undistributed Income (see instructions)

	(a) Corpus	(b) Years prior to 2010	(c) 2010	(d) 2011
1 Distributable amount for 2011 from Part XI, line 7				16,976.
2 Undistributed income, if any, as of the end of 2011				
a Enter amount for 2010 only			1,072.	
b Total for prior years 20____, 20____, 20____		NONE		
3 Excess distributions carryover, if any, to 2011				
a From 2006	NONE			
b From 2007	NONE			
c From 2008	NONE			
d From 2009	NONE			
e From 2010	NONE			
f Total of lines 3a through e	NONE			
4 Qualifying distributions for 2011 from Part XII, line 4 ▶ \$ <u>11,942.</u>				
a Applied to 2010, but not more than line 2a			1,072.	
b Applied to undistributed income of prior years (Election required - see instructions)		NONE		
c Treated as distributions out of corpus (Election required - see instructions)	NONE			
d Applied to 2011 distributable amount				10,870.
e Remaining amount distributed out of corpus	NONE			
5 Excess distributions carryover applied to 2011 (If an amount appears in column (d), the same amount must be shown in column (a))	NONE			NONE
6 Enter the net total of each column as indicated below:				
a Corpus Add lines 3f, 4c, and 4e Subtract line 5	NONE			
b Prior years' undistributed income Subtract line 4b from line 2b		NONE		
c Enter the amount of prior years' undistributed income for which a notice of deficiency has been issued, or on which the section 4942(a) tax has been previously assessed		NONE		
d Subtract line 6c from line 6b Taxable amount - see instructions		NONE		
e Undistributed income for 2010 Subtract line 4a from line 2a Taxable amount - see instructions				
f Undistributed income for 2011 Subtract lines 4d and 5 from line 1 This amount must be distributed in 2012				6,106.
7 Amounts treated as distributions out of corpus to satisfy requirements imposed by section 170(b)(1)(F) or 4942(g)(3) (see instructions)	NONE			
8 Excess distributions carryover from 2006 not applied on line 5 or line 7 (see instructions)	NONE			
9 Excess distributions carryover to 2012. Subtract lines 7 and 8 from line 6a	NONE			
10 Analysis of line 9				
a Excess from 2007	NONE			
b Excess from 2008	NONE			
c Excess from 2009	NONE			
d Excess from 2010	NONE			
e Excess from 2011	NONE			

Part XIV Private Operating Foundations (see instructions and Part VII-A, question 9)

NOT APPLICABLE

1a If the foundation has received a ruling or determination letter that it is a private operating foundation, and the ruling is effective for 2011, enter the date of the ruling

b Check box to indicate whether the foundation is a private operating foundation described in section 4942(j)(3) or 4942(j)(5)

Table with columns for Tax year (2011, 2010, 2009, 2008) and Total. Rows include: 2a Enter the lesser of the adjusted net income...; b 85% of line 2a; c Qualifying distributions from Part XII, line 4...; d Amounts included in line 2c...; e Qualifying distributions made directly for active conduct...; 3 Complete 3a, b, or c for the alternative test...; a "Assets" alternative test...; b "Endowment" alternative test...; c "Support" alternative test...

Part XV Supplementary Information (Complete this part only if the foundation had \$5,000 or more in assets at any time during the year - see instructions.)

1 Information Regarding Foundation Managers:

a List any managers of the foundation who have contributed more than 2% of the total contributions received by the foundation before the close of any tax year (but only if they have contributed more than \$5,000). (See section 507(d)(2).)

N/A

b List any managers of the foundation who own 10% or more of the stock of a corporation (or an equally large portion of the ownership of a partnership or other entity) of which the foundation has a 10% or greater interest.

N/A

2 Information Regarding Contribution, Grant, Gift, Loan, Scholarship, etc., Programs:

Check here [X] if the foundation only makes contributions to preselected charitable organizations and does not accept unsolicited requests for funds. If the foundation makes gifts, grants, etc (see instructions) to individuals or organizations under other conditions, complete items 2a, b, c, and d

a The name, address, and telephone number of the person to whom applications should be addressed:

b The form in which applications should be submitted and information and materials they should include:

c Any submission deadlines:

d Any restrictions or limitations on awards, such as by geographical areas, charitable fields, kinds of institutions, or other factors:

Part XV Supplementary Information (continued)

3 Grants and Contributions Paid During the Year or Approved for Future Payment

Recipient Name and address (home or business)	If recipient is an individual, show any relationship to any foundation manager or substantial contributor	Foundation status of recipient	Purpose of grant or contribution	Amount
<p>a Paid during the year</p> <p>SEE STATEMENT 7</p>				
Total				▶ 3a 10,793.
<p>b Approved for future payment</p>				
Total				▶ 3b

Part XVII Information Regarding Transfers To and Transactions and Relationships With Noncharitable Exempt Organizations

- 1 Did the organization directly or indirectly engage in any of the following with any other organization described in section 501(c) of the Code... a Transfers from the reporting foundation to a noncharitable exempt organization of: (1) Cash, (2) Other assets... b Other transactions: (1) Sales of assets to a noncharitable exempt organization, (2) Purchases of assets from a noncharitable exempt organization, (3) Rental of facilities, equipment, or other assets, (4) Reimbursement arrangements, (5) Loans or loan guarantees, (6) Performance of services or membership or fundraising solicitations... c Sharing of facilities, equipment, mailing lists, other assets, or paid employees... d If the answer to any of the above is "Yes," complete the following schedule...

Table with 4 columns: (a) Line no, (b) Amount involved, (c) Name of noncharitable exempt organization, (d) Description of transfers, transactions, and sharing arrangements.

2a Is the foundation directly or indirectly affiliated with, or related to, one or more tax-exempt organizations described in section 501(c) of the Code (other than section 501(c)(3)) or in section 527? Yes No

Table with 3 columns: (a) Name of organization, (b) Type of organization, (c) Description of relationship.

Sign Here Under penalties of perjury, I declare that I have examined this return, including accompanying schedules and statements, and to the best of my knowledge and belief, it is true, correct, and complete. Declaration of preparer (other than taxpayer) is based on all information of which preparer has any knowledge. Signature of officer or trustee: Anthony Ward, Date: 03/28/2013, Title: [blank]. May the IRS discuss this return with the preparer shown below (see instructions)? Yes No

Paid Preparer Use Only Print/Type preparer's name, Preparer's signature, Date, Check [] if self-employed, PTIN, Firm's name, Firm's address, Firm's EIN, Phone no.

FORM 990PF, PART I - TAXES

=====

DESCRIPTION	REVENUE AND EXPENSES PER BOOKS	NET INVESTMENT INCOME
FEDERAL TAX PAYMENT - PRIOR YE	663.	
FEDERAL ESTIMATES - INCOME	680.	
FOREIGN TAXES ON QUALIFIED FOR	208.	208.
FOREIGN TAXES ON NONQUALIFIED	18.	18.
TOTALS	1,569.	226.

WILLIAM H INMAN TRUST R52673002

16-6015864

FORM 990PF, PART I - OTHER EXPENSES
=====

DESCRIPTION -----	REVENUE AND EXPENSES PER BOOKS -----	CHARITABLE PURPOSES -----
NY ATTORNEY GENERAL FILING FEE	100.	100.
TOTALS	----- 100. =====	----- 100. =====

FORM 990PF, PART III - OTHER INCREASES IN NET WORTH OR FUND BALANCES

=====

DESCRIPTION -----	AMOUNT -----
NONTAXABLE DIVIDENDS	114.
TOTAL	----- 114. =====

FORM 990PF, PART VIII - LIST OF OFFICERS, DIRECTORS, AND TRUSTEES

OFFICER NAME:

JPMORGAN CHASE BANK, NA

ADDRESS:

10 S DEARBORN ST IL1-0117
CHICAGO, IL 60603

TITLE:

TRUSTEE

AVERAGE HOURS PER WEEK DEVOTED TO POSITION: 2

COMPENSATION 4,196.

TOTAL COMPENSATION: 4,196.

=====

=====

RECIPIENT NAME:
 PATHWAY HOUSES OF ROCHESTER
 ADDRESS:
 55 TROUP STREET #208
 ROCHESTER, NY 14608
 RELATIONSHIP:
 NONE
 PURPOSE OF GRANT:
 PROGRAM SUPPORT
 FOUNDATION STATUS OF RECIPIENT:
 PUBLIC CHARITY
 AMOUNT OF GRANT PAID 1,201.

RECIPIENT NAME:
 THE AMERICAN BAPTIST FOREIGN
 MISSION SOCIETY
 ADDRESS:
 P.O. BOX 851
 VALLEY FORGE, PA 19482-0851
 RELATIONSHIP:
 NONE
 PURPOSE OF GRANT:
 PROGRAM SUPPORT
 FOUNDATION STATUS OF RECIPIENT:
 PUBLIC CHARITY
 AMOUNT OF GRANT PAID 1,199.

RECIPIENT NAME:
 THE AMERICAN BAPTIST HOME MS
 MISSION SOCIETY
 ADDRESS:
 LOCAL DELIVERY
 VALLEY FORGE, PA 19481
 RELATIONSHIP:
 NONE
 PURPOSE OF GRANT:
 PROGRAM SUPPORT
 FOUNDATION STATUS OF RECIPIENT:
 PUBLIC CHARITY
 AMOUNT OF GRANT PAID 1,199.

RECIPIENT NAME:

YOUNG MENS CHRISTIAN ASSN

ADDRESS:

444 E MAIN ST
ROCHESTER, NY 14604-2595

RELATIONSHIP:

NONE

PURPOSE OF GRANT:

PROGRAM SUPPORT

FOUNDATION STATUS OF RECIPIENT:

PUBLIC CHARITY

AMOUNT OF GRANT PAID 1,199.

RECIPIENT NAME:

COLGATE ROCHESTER CROZER DIVINITY
DIVINITY

ADDRESS:

1100 S GOODMAN ST
ROCHESTER, NY 14620-2530

RELATIONSHIP:

NONE

PURPOSE OF GRANT:

GRANT: THEOLOGICAL EDUCATION FOR POOR STUDENT

FOUNDATION STATUS OF RECIPIENT:

PUBLIC CHARITY

AMOUNT OF GRANT PAID 1,199.

RECIPIENT NAME:

FIRST BAPTIST CHURCH OF HOLLEY

ADDRESS:

17 S MAIN ST
HOLLEY, NY 14470-1107

RELATIONSHIP:

NONE

PURPOSE OF GRANT:

PROGRAM SUPPORT

FOUNDATION STATUS OF RECIPIENT:

PUBLIC CHARITY

AMOUNT OF GRANT PAID 1,199.

RECIPIENT NAME:

HOLLEY CENTRAL SCHOOL DISTRICT

ADDRESS:

3800 N MAIN STREET RD
HOLLEY, NY 14470-9399

RELATIONSHIP:

NONE

PURPOSE OF GRANT:

GRANT: PURCHASE BOOKS FOR SCHOOL LIBRARY

FOUNDATION STATUS OF RECIPIENT:

PUBLIC CHARITY

AMOUNT OF GRANT PAID 1,199.

RECIPIENT NAME:

NY WESTERN CHRISTIAN CONFERENCE

ADDRESS:

352 FIESTA RD
ROCHESTER, NY 14626-3836

RELATIONSHIP:

NONE

PURPOSE OF GRANT:

PROGRAM SUPPORT

FOUNDATION STATUS OF RECIPIENT:

PUBLIC CHARITY

AMOUNT OF GRANT PAID 1,199.

RECIPIENT NAME:

FAIRPORT BAPTIST HOME

ADDRESS:

4646 NINE MILE POINT RD
FAIRPORT, NY 14450-1199

RELATIONSHIP:

NONE

PURPOSE OF GRANT:

PROGRAM SUPPORT

FOUNDATION STATUS OF RECIPIENT:

PUBLIC CHARITY

AMOUNT OF GRANT PAID 1,199.

TOTAL GRANTS PAID:

10,793.

=====



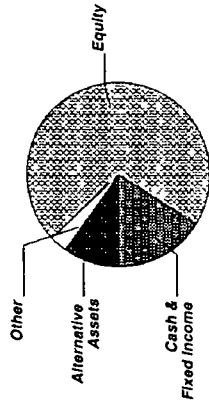
WHINMAN FUND ACCT R52673002
For the Period 6/1/12 to 8/31/12

Account Summary

PRINCIPAL

Asset Allocation	Beginning Market Value	Ending Market Value	Change In Value	Estimated Annual Income	Current Allocation
Equity	235,275.50	255,474.73	20,199.23	4,112.14	73%
Alternative Assets	35,100.91	35,465.23	364.32	924.89	10%
Cash & Fixed Income	66,031.61	57,504.03	(8,527.58)	1,823.04	16%
Other	2.00	2.00	0.00		1%
Market Value	\$336,410.02	\$348,445.99	\$12,035.97	\$6,860.07	100%

Asset Allocation



INCOME

Cash Position	Beginning Market Value	Ending Market Value	Change In Value
Cash Balance	886.06	(1,200.90)	(2,086.96)
Accruals	195.30	154.65	(40.65)
Market Value	\$1,081.36	(\$1,046.25)	(\$2,127.61)



W H INMAN FUND ACCT. R52673002
 For the Period 6/1/12 to 8/31/12

Account Summary CONTINUED

	PRINCIPAL		INCOME	
	Current Period Value	Year-to-Date Value	Current Period Value	Year-to-Date Value
Portfolio Activity				
Beginning Market Value	336,410.02	345,405.99	886.06	(561.87)
Additions	0			1,151.36
Withdrawals & Fees	(7,392.85)	(8,544.21)	(3,401.09)	(9,039.93)
Net Additions/Withdrawals	(\$7,392.85)	(\$8,544.21)	(\$3,401.09)	(\$7,888.57)
Income			1,314.13	7,249.54
Change In Investment Value	19,428.82	11,584.21		
Ending Market Value	\$348,445.99	\$348,445.99	(\$1,200.90)	(\$1,200.90)
Accruals	--	--	154.65	154.65
Market Value with Accruals	--	--	(\$1,046.25)	(\$1,046.25)



WHINMAN FUND ACCT. R52673002
For the Period 6/1/12 to 8/31/12

Account Summary CONTINUED

Tax Summary	Current Period Value	Year-to-Date Value
Domestic Dividends/Distributions	1,312.44	7,241.31
Interest Income	1.69	8.23
Taxable Income	\$1,314.13	\$7,249.54

	Current Period Value	Year-to-Date Value
LT Capital Gain Distributions		1,983.95
ST Realized Gain/Loss	(44.57)	(5,841.77)
LT Realized Gain/Loss	(1,276.91)	(1,091.87)
Realized Gain/Loss	(\$1,321.48)	(\$4,949.69)

Unrealized Gain/Loss **To-Date Value**
\$19,008.96

Cost Summary	Cost
Equity	242,891.17
Cash & Fixed Income	55,687.46
Total	\$298,578.63

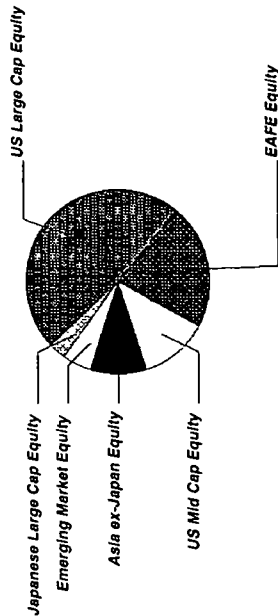


WHINMAN FUND ACCT R52673002
For the Period 6/1/12 to 8/31/12

Equity Summary

Asset Categories	Beginning Market Value	Ending Market Value	Change In Value	Current Allocation
US Large Cap Equity	114,306 95	121,749 35	7,442.40	35%
US Mid Cap Equity	30,422 08	32,896 39	2,474.31	9%
EAFE Equity	52,131 86	57,061 78	4,929.92	16%
Japanese Large Cap Equity	6,400 80	6,523 20	122.40	2%
Asia ex-Japan Equity	20,049 49	24,523 56	4,474.07	7%
Emerging Market Equity	11,964 32	12,720 45	756.13	4%
Total Value	\$235,275.50	\$255,474.73	\$20,199.23	73%

Asset Categories



Equity as a percentage of your portfolio - 73 %

Market Value/Cost

Market Value	255,474.73
Tax Cost	242,891.17
Unrealized Gain/Loss	12,583.56
Estimated Annual Income	4,112.14
Yield	1.60%

Equity Detail

	Price	Quantity	Value	Adjusted Tax Cost Original Cost	Unrealized Gain/Loss	Est Annual Inc Accrued Div.	Yield
US Large Cap Equity							
EDGEWOOD GROWTH FUND	13.36	644.281	8,607.59	7,435.00	1,172.59		
0075W0-75-9 EGFI X							

J.P.Morgan



WHINMAN FUND ACCT R52673002
For the Period 6/1/12 to 8/31/12

	Price	Quantity	Value	Adjusted Tax Cost Original Cost	Unrealized Gain/Loss	Est Annual Inc Accrued Div.	Yield
US Large Cap Equity							
HARTFORD CAPITAL APPRECIATION FUND							
416649-30-9 ITHI X	31 69	547 753	17,358 29	15,812 28	1,546 01	341 25	1 97%
JPM INTREPID AMERICA FD - SEL							
FUND 1206	26.05	286 840	7,472 18	7,193 94	278 24	124 20	1 66%
4812A2-10-8 JPIA X							
JPM TAX AWARE EQUITY - INSTL							
FUND 1236	19 48	749 495	14,600 16	13,714 36	885 80	224 09	1 53%
4812A1-65-4 JPDE X							
JPM TR I GROWTH ADVANTAGE FD - SEL							
FUND 1567	9 96	1,443 844	14,380 69	9,392 44	4,988 25	131 38	0 91%
4812A3-71-8 JGAS X							
JPM US LRGE CAP CORE PLUS FD - SEL							
FUND 1002	22 62	697,068	15,767 68	12,941 40	2,826 28	247 45	1 57%
4812A2-38-9 JLPS X							
PARNASSUS FD							
EQTY INCM INST	29 27	363 577	10,641 90	9,962 00	679 90	141.79	1.33%
701769-40-8 PRIL X							
PRIMECAP ODYSSEY FUNDS							
ODYSSEY STK FD	15 63	715 433	11,182 22	10,245.00	937 22	127.34	1 14%
74160Q-30-1 POSK X							
SPDR S&P 500 ETF TRUST							
78462F-10-3 SPY	141 16	154,000	21,738 64	17,541 33	4,197 31	415 33	1 91%
Total US Large Cap Equity			\$121,749.35	\$104,237.75	\$17,511.60	\$1,752.83	1.44%



W H INMAN FUND ACCT. R52673002
For the Period 6/1/12 to 8/31/12

	Price	Quantity	Value	Adjusted Tax Cost Original Cost	Unrealized Gain/Loss	Est. Annual Inc Accrued Div.	Yield
US Mid Cap Equity							
ASTON OPTIMUM MID CAP FUND I 00078H-15-8 ABMI X	33.34	452,065	15,071.85	14,945.00	126.85	61.02	0.40%
ISHARES S&P MIDCAP 400 INDEX FUND 464287-50-7 IJH	97.24	110,000	10,696.40	8,337.23	2,359.17	132.44	1.24%
JPM MARKET EXPANSION INDEX FD - SEL FUND 3708 4812C1-63-7 PGMI X	10.72	664,938	7,128.14	4,375.29	2,752.85	98.41	1.38%
Total US Mid Cap Equity			\$32,896.39	\$27,657.52	\$5,238.87	\$291.87	0.89%
EAFE Equity							
DODGE & COX INTERNATIONAL STOCK 256206-10-3 DODF X	31.37	467,078	14,652.24	15,441.00	(788.76)	354.51	2.42%
ISHARES MSCI EAFE INDEX FUND 464287-46-5 EFA	51.60	185,000	9,546.00	11,490.20	(1,944.20)	317.83	3.33%
IVY GLOBAL NATURAL RESOURCE-I 465899-50-8 IGNI X	16.68	319,855	5,335.18	7,475.00	(2,139.82)		
JPM INTL VALUE FD - SEL FUND 1296 4812A0-56-5 JIES X	11.86	1,074,111	12,738.96	17,701.34	(4,962.38)	577.87	4.54%
MFS INTL VALUE-I 55273E-82-2 MINI X	27.26	542,531	14,789.40	13,756.00	1,033.40	224.60	1.52%
Total EAFE Equity			\$57,061.78	\$65,863.54	(\$8,801.76)	\$1,474.81	2.59%



WHINMAN FUND ACCT. R52673002
For the Period 6/1/12 to 8/31/12

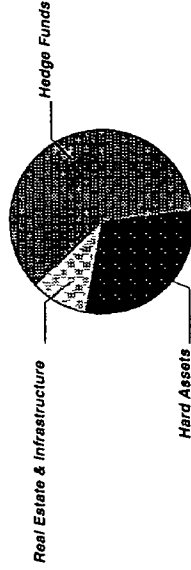
	Price	Quantity	Value	Adjusted Tax Cost Original Cost	Unrealized Gain/Loss	Est Annual Inc. Accrued Div.	Yield
Japanese Large Cap Equity							
ISHARES MSCI JAPAN INDEX FUND 464286-84-8 EWJ	9.06	720,000	6,523.20	7,263.65	(740.45)	139.68	2.14%
Asia ex-Japan Equity							
COLUMBIA FDS SER TR II MASS ASIA PC JP R5 19763P-57-2 TAPR X	11.76	894,255	10,516.44	9,962.00	554.44	164.54	1.56%
T ROWE PRICE INTERNATIONAL FUNDS INC NEW ASIA FUND 77956H-50-0 PRAS X	15.41	908,963	14,007.12	12,435.46	1,571.66	136.34	0.97%
Total Asia ex-Japan Equity			\$24,523.56	\$22,397.46	\$2,126.10	\$300.88	1.22%
Emerging Market Equity							
DELAWARE EMERGING MARKETS FUND 245914-81-7 DEMI X	12.68	460,372	5,837.52	7,435.00	(1,597.48)	76.88	1.32%
JOHN HANCOCK I-EMG MKTS-I 47804B-19-5 JEVI X	9.60	370,205	3,553.97	4,316.59	(762.62)		
VANGUARD MSCI EMERGING MARKETS ETF 922042-85-8 VWO	40.11	83,000	3,328.96	3,719.66	(390.70)	75.19	2.26%
Total Emerging Market Equity			\$12,720.45	\$15,471.25	(\$2,750.80)	\$152.07	1.20%



W H INMAN FUND ACCT. R52673002
For the Period 6/1/12 to 8/31/12

Alternative Assets Summary

Asset Categories	Beginning Estimated Value	Ending Estimated Value	Change In Value	Current Allocation
Hedge Funds	17,124.34	20,721.99	3,597.65	6%
Real Estate & Infrastructure	7,666.41	3,576.28	(4,090.13)	1%
Hard Assets	10,310.16	11,166.96	856.80	3%
Total Value	\$35,100.91	\$35,465.23	\$364.32	10%



Alternative Assets Detail

Alternative Assets as a percentage of your portfolio - 10 %

	Price	Quantity	Estimated Value	Cost
Hedge Funds				
AIM INVT FDS	13.00	546.353	7,102.59	6,742.00
BAL RISK ALL Y				
00141V-69-7 ABRY X				
EATON VANCE FLOATING-RATE				
ADVANTAGE I	10.98	622.632	6,836.50	6,824.05
277923-63-7 EIFA X				

J.P.Morgan



WHINMAN FUND ACCT R52673002
For the Period 6/1/12 to 8/31/12

	Price	Quantity	Estimated Value	Cost
Hedge Funds				
EATON VANCE MUT FDS TR GB MACRO ABSOLUTE RTN I 277923-72-8 EIGM X	9.85	688.619	6,782.90	7,125.86
Total Hedge Funds			\$20,721.99	\$20,691.91

	Quantity/Original Commitment Amount	Cost/Net Capital Called Since Inception	Net Distributions Since Inception	Estimated Value	Est Annual Inc Accrued Div	Yield
Real Estate & Infrastructure						
JPM US REAL ESTATE FD - SEL FUND 3037 4812CO-61-3 SUJE X	194.15	1,604.98		3,576.28	107.56	3.01%

Amounts shown above under "Estimated Value" for private equity funds are estimates based on the latest fund values received from each underlying fund, which value may be as of a date (underlying fund value date) prior to the period covered by this statement. The values provided by the underlying fund have been adjusted for any cash flows between your account and such fund that have occurred subsequent to the underlying fund value date to derive the "Estimated Value". Therefore, such "Estimated Value" may not reflect the value of your interest shown on any fund's actual books and records as of the date of this statement. For additional information, please contact your J.P. Morgan representative.

For private equity funds, Estimated Values are based on estimates provided by the underlying funds that are generally presented on a US GAAP basis (i.e., "marked-to-market"). However, some of these value, or "marked-to-market". Most of these underlying funds also present their audited financial statements on a US GAAP basis (i.e., "marked-to-market"). However, some of these underlying funds present their audited financial statements using the Income Tax Basis of Accounting, which records investments "at cost" based on the accrual basis of accounting for Federal income taxes. Where the underlying fund provides periodic estimates on a "marked-to-market" basis but reflects investments "at cost" in its audited financial statements, the marked-to-market Estimated Value shown herein for a private equity fund may be materially different from the value reflected on such fund's audited financial statements (which are also based on the audited financial statements of the underlying fund).



W H INMAN FUND ACCT. R52673002
For the Period 6/1/12 to 8/31/12

	Price	Quantity	Estimated Value	Cost
Hard Assets				
SPDR GOLD TRUST 78463V-10-7 GLD	164.22	68,000	11,166.96	8,559.51

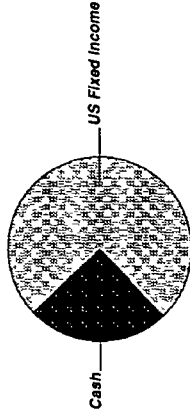


WH INMAN FUND ACCT. R52673002
For the Period 6/1/12 to 8/31/12

Cash & Fixed Income Summary

Asset Categories	Beginning Market Value	Ending Market Value	Change In Value	Current Allocation
Cash	12,882.75	15,494.72	2,611.97	4%
US Fixed Income	53,148.86	42,009.31	(11,139.55)	12%
Total Value	\$66,031.61	\$57,504.03	(\$8,527.58)	16%

Market Value/Cost	Current Period Value
Market Value	57,504.03
Tax Cost	55,687.46
Unrealized Gain/Loss	1,816.57
Estimated Annual Income	1,823.04
Accrued Interest	99.16
Yield	3.17%



SUMMARY BY MATURITY

Cash & Fixed Income	Market Value	% of Bond Portfolio
0-6 months ¹	57,504.03	100%

¹ The years indicate the number of years until the bond is scheduled to mature based on the statement end date. Some bonds may be called, or paid in full, before their stated maturity.

SUMMARY BY TYPE

Cash & Fixed Income	Market Value	% of Bond Portfolio
Cash	15,494.72	26%
International Bonds	7,204.95	12%
Mutual Funds	34,804.36	62%
Total Value	\$57,504.03	100%

Cash & Fixed Income as a percentage of your portfolio - 16 %



WHINMAN FUND ACCT R52673002
For the Period 6/1/12 to 8/31/12

Note ¹ This is the Annual Percentage Yield (APY) which is the rate earned if balances remain on deposit for a full year with compounding, there is no change in the interest rate and all interest is left in the account

Cash & Fixed Income Detail

	Price	Quantity	Value	Adjusted Tax Cost Original Cost	Unrealized Gain/Loss	Est Annual Income Accrued Interest	Yield
Cash							
US DOLLAR PRINCIPAL	1 00	15,494 72	15,494 72	15,494 72		4 64	0 03% ¹
US Fixed Income							
JPM STR INC OPP FD FUND 3844 4812A4-35-1	11 67	617 39	7,204 95	6,192 44	1,012 51	333 39 22 23	4 63%
JPM HIGH YIELD FD - SEL FUND 3580 4812C0-80-3	8 02	903 36	7,244 94	6,860 32	384 62	537 49 39 75	7 42%
JPM SHORT DURATION BOND FD - SEL FUND 3133 4812C1-33-0	11 02	1,814 51	19,995 88	19,553 98	441 90	370 15 19 96	1 85%
JPM TR I MLT SC INCM SL 48121A-29-0	10 10	748 87	7,563 54	7,586 00	(22 46)	577 37 17 22	7 63%
Total US Fixed Income			\$42,009.31	\$40,192.74	\$1,816.57	\$1,818.40 \$99.16	4.33%



WHINMAN FUND ACCT. R52673002
For the Period 6/1/12 to 8/31/12

Other Summary

Asset Categories	Beginning Estimated Value	Ending Estimated Value	Change In Value	Current Allocation
Other	2.00	2.00	0.00	1%

Market Value/Cost	Current Period Value
Estimated Value	2.00

Note ** Unrealized Gain/Loss is shown as "N/A" in cases where we do not have appropriate cost information for all tax lots comprising the position. Please contact your J.P. Morgan team for additional information.

Other Detail

Other	Price	Quantity	Value	Adjusted Cost Original Cost	Unrealized Gain/Loss	Accruals
COPY OF LAST WILL & TESTAMENT OF WILLIAM H. INMAN DTG 08/15/16 Z00931-00-8	100.00 5/16/96	1.000	1.00	N/A **	N/A	
IRS RULING - IS NOT A PRIVATE FOUNDATION 990015-86-9	100.00	1.000	1.00	N/A **	N/A	
Total Other			\$2.00	\$0.00	\$0.00	



WHINMAN FUND ACCT. R52673002
For the Period 6/1/12 to 8/31/12

Portfolio Activity Summary

	PRINCIPAL		INCOME	
Transactions	Current Period Value	Year-To-Date Value*	Current Period Value	Year-To-Date Value*
Beginning Cash Balance	12,882.75	--	886.06	--
INFLOWS				
Income			1,314.13	7,249.54
Contributions				1,151.36
Total Inflows	\$0.00	\$0.00	\$1,314.13	\$8,400.90
OUTFLOWS **				
Withdrawals	(7,392.85)	(8,544.21)	(3,401.09)	(3,401.09)
Fees & Commissions				(4,295.84)
Tax Payments				(1,343.00)
Total Outflows	(\$7,392.85)	(\$8,544.21)	(\$3,401.09)	(\$9,039.93)
TRADE ACTIVITY				
Settled Sales/Maturities/Redemptions	46,521.82	116,208.15		
Settled Securities Purchased	(36,517.00)	(113,913.35)		
Total Trade Activity	\$10,004.82	\$2,294.80	\$0.00	\$0.00
Ending Cash Balance	\$15,494.72	--	(\$1,200.90)	--

* Year to date information is calculated on a fiscal year basis, beginning Sep 1, 2011
** Your account's standing instructions use a HIGH COST method for relieving assets from your position