



See a Social Security Number? Say Something!
Report Privacy Problems to <https://public.resource.org/privacy>
Or call the IRS Identity Theft Hotline at 1-800-908-4490



Form **990-PF**

Department of the Treasury
Internal Revenue Service

Return of Private Foundation
or Section 4947(a)(1) Nonexempt Charitable Trust
Treated as a Private Foundation

Note. The foundation may be able to use a copy of this return to satisfy state reporting requirements

OMB No 1545-0052

2011

For calendar year 2011, or tax year beginning 09-01-2011 , and ending 08-31-2012

G Check all that apply

☐ Initial return

☐ Initial return of a former public charity

☐ Final return

☐ Amended return

☐ Address change

☐ Name change

Name of foundation
RUSSELL SAGE FOUNDATION

Number and street (or P O box number if mail is not delivered to street address)
112 E 64TH STREET

City or town, state, and ZIP code
NEW YORK, NY 100657307

Room/suite

A Employer identification number
13-1635303

B Telephone number (see page 10 of the instructions)
(212) 750-6000

C If exemption application is pending, check here ☐

D 1. Foreign organizations, check here ☐

2. Foreign organizations meeting the 85% test, check here and attach computation ☐

E If private foundation status was terminated under section 507(b)(1)(A), check here ☐

F If the foundation is in a 60-month termination under section 507(b)(1)(B), check here ☐






H Check type of organization ☒ Section 501(c)(3) exempt private foundation

☐ Section 4947(a)(1) nonexempt charitable trust ☐ Other taxable private foundation

I Fair market value of all assets at end of year (from Part II, col. (c), line 16)
\$ 250,425,302

J Accounting method ☐ Cash ☒ Accrual
☐ Other (specify) _____
(Part I, column (d) must be on cash basis.)


Part I Analysis of Revenue and Expenses (The total of amounts in columns (b), (c), and (d) may not necessarily equal the amounts in column (a) (see page 11 of the instructions))		(a) Revenue and expenses per books	(b) Net investment income	(c) Adjusted net income	(d) Disbursements for charitable purposes (cash basis only)
Revenue	1 Contributions, gifts, grants, etc , received (attach schedule)				
	2 Check <input checked="" type="checkbox"/> if the foundation is not required to attach Sch B				
	3 Interest on savings and temporary cash investments	3,059	3,059	3,059	
	4 Dividends and interest from securities.	5,199,048	5,199,048	5,199,048	
	5a Gross rents	182,700	182,700	182,700	
	b Net rental income or (loss) <u>182,700</u>				
	6a Net gain or (loss) from sale of assets not on line 10	2,924,060			
	b Gross sales price for all assets on line 6a <u>25,580,022</u>				
	7 Capital gain net income (from Part IV , line 2)		2,924,060		
	8 Net short-term capital gain			0	
	9 Income modifications				
	10a Gross sales less returns and allowances <u>844,862</u>				
Operating and Administrative Expenses	b Less Cost of goods sold	726,310			
	c Gross profit or (loss) (attach schedule)	118,552		118,552	
	11 Other income (attach schedule)	203,572	203,572	203,572	
	12 Total. Add lines 1 through 11	8,630,991	8,512,439	5,706,931	
	13 Compensation of officers, directors, trustees, etc	770,125	26,250	26,250	743,875
	14 Other employee salaries and wages	3,802,890	56,195	56,195	3,746,695
	15 Pension plans, employee benefits	1,223,424	28,116	28,116	1,195,308
	16a Legal fees (attach schedule)	20,768	4,219	4,219	16,549
	b Accounting fees (attach schedule)	22,500	0	0	22,500
	c Other professional fees (attach schedule)	1,160,012	731,288	731,288	428,724
	17 Interest				
	18 Taxes (attach schedule) (see page 14 of the instructions)	1,500	0	0	0
	19 Depreciation (attach schedule) and depletion	714,941	83,395	83,395	
	20 Occupancy	930,867	49,389	49,389	881,478
	21 Travel, conferences, and meetings	126,899	1,356	1,356	125,543
	22 Printing and publications	2,228	0	0	2,228
	23 Other expenses (attach schedule)	481,615	10,297	10,297	471,318
	24 Total operating and administrative expenses. Add lines 13 through 23	9,257,769	990,505	990,505	7,634,218
	25 Contributions, gifts, grants paid	3,761,487			3,872,440
	26 Total expenses and disbursements. Add lines 24 and 25	13,019,256	990,505	990,505	11,506,658
	27 Subtract line 26 from line 12				
	a Excess of revenue over expenses and disbursements	-4,388,265			
	b Net investment income (if negative, enter -0-)		7,521,934		
c Adjusted net income (if negative, enter -0-)				4,716,426	

Part II Balance Sheets		Attached schedules and amounts in the description column should be for end-of-year amounts only (See instructions)	Beginning of year	End of year	
			(a) Book Value	(b) Book Value	(c) Fair Market Value
Assets	1	Cash—non-interest-bearing	112,692	135,604	135,604
	2	Savings and temporary cash investments	212,833	301,075	301,075
	3	Accounts receivable ▶ <u>342,195</u>			
		Less allowance for doubtful accounts ▶ _____	271,803	342,195	342,195
	4	Pledges receivable ▶ _____			
		Less allowance for doubtful accounts ▶ _____			
	5	Grants receivable			
	6	Receivables due from officers, directors, trustees, and other disqualified persons (attach schedule) (see page 15 of the instructions)			
	7	Other notes and loans receivable (attach schedule) ▶ _____			
		Less allowance for doubtful accounts ▶ _____			
	8	Inventories for sale or use	335,853	385,330	385,330
	9	Prepaid expenses and deferred charges	231,256	222,243	222,243
	10a	Investments—U S and state government obligations (attach schedule)	11,093,558	 11,482,858	11,482,858
	b	Investments—corporate stock (attach schedule)	172,474,041	 179,151,025	179,151,025
	c	Investments—corporate bonds (attach schedule).	11,545,246	 12,236,132	12,236,132
	11	Investments—land, buildings, and equipment basis ▶ <u>4,425,000</u>			
		Less accumulated depreciation (attach schedule) ▶ _____	4,100,000	4,425,000	4,425,000
	12	Investments—mortgage loans			
	13	Investments—other (attach schedule)	4,676,727	 6,716,315	6,716,315
	14	Land, buildings, and equipment basis ▶ <u>21,545,078</u>			
		Less accumulated depreciation (attach schedule) ▶ <u>9,069,310</u>	13,042,714	 12,475,768	35,027,525
	15	Other assets (describe ▶ _____)			
	16	Total assets (to be completed by all filers—see the instructions Also, see page 1, item I)	218,096,723	227,873,545	250,425,302

Liabilities	17	Accounts payable and accrued expenses	1,133,952	1,448,992	
	18	Grants payable			
	19	Deferred revenue			
	20	Loans from officers, directors, trustees, and other disqualified persons			
	21	Mortgages and other notes payable (attach schedule)			
	22	Other liabilities (describe ▶ _____)			
	23	Total liabilities (add lines 17 through 22)	1,133,952	1,448,992	

Net Assets or Fund Balances		Foundations that follow SFAS 117, check here ▶ <input checked="" type="checkbox"/> and complete lines 24 through 26 and lines 30 and 31.			
	24	Unrestricted	17,291,939	16,652,919	
	25	Temporarily restricted	189,670,832	199,771,634	
	26	Permanently restricted	10,000,000	10,000,000	
		Foundations that do not follow SFAS 117, check here ▶ <input type="checkbox"/> and complete lines 27 through 31.			
	27	Capital stock, trust principal, or current funds			
	28	Paid-in or capital surplus, or land, bldg , and equipment fund			
	29	Retained earnings, accumulated income, endowment, or other funds			
	30	Total net assets or fund balances (see page 17 of the instructions)	216,962,771	226,424,553	
	31	Total liabilities and net assets/fund balances (see page 17 of the instructions)	218,096,723	227,873,545	

Part III Analysis of Changes in Net Assets or Fund Balances

1	Total net assets or fund balances at beginning of year—Part II, column (a), line 30 (must agree with end-of-year figure reported on prior year’s return)	1	216,962,771
2	Enter amount from Part I, line 27a	2	-4,388,265
3	Other increases not included in line 2 (itemize) ▶  _____	3	13,850,047
4	Add lines 1, 2, and 3	4	226,424,553
5	Decreases not included in line 2 (itemize) ▶ _____	5	0
6	Total net assets or fund balances at end of year (line 4 minus line 5)—Part II, column (b), line 30	6	226,424,553

Part IV

Capital Gains and Losses for Tax on Investment Income

(a) List and describe the kind(s) of property sold (e g , real estate, 2-story brick warehouse, or common stock, 200 shs MLC Co)		(b) How acquired P—Purchase D—Donation	(c) Date acquired (mo , day, yr)	(d) Date sold (mo , day, yr)
1 a	SILCHESTER INTERNATIONAL INVESTORS	P		
b	VANGUARD	P		
c	COMMONFUND	P		
d	BLACKROCK	P		
e	LITIGATION	P		

(e) Gross sales price	(f) Depreciation allowed (or allowable)	(g) Cost or other basis plus expense of sale	(h) Gain or (loss) (e) plus (f) minus (g)
a 6,534,603		4,246,357	2,288,246
b 17,611,592		17,649,099	-37,507
c 269,178			269,178
d 1,162,864		760,506	402,358
e 1,785			1,785

Complete only for assets showing gain in column (h) and owned by the foundation on 12/31/69

(i) F M V as of 12/31/69	(j) Adjusted basis as of 12/31/69	(k) Excess of col (i) over col (j), if any	(l) Gains (Col (h) gain minus col (k), but not less than -0-) or Losses (from col (h))
a			2,288,246
b			-37,507
c			269,178
d			402,358
e			1,785

2 Capital gain net income or (net capital loss)	{ If gain, also enter in Part I, line 7 If (loss), enter -0- in Part I, line 7 }	2	2,924,060
3 Net short-term capital gain or (loss) as defined in sections 1222(5) and (6) If gain, also enter in Part I, line 8, column (c) (see pages 13 and 17 of the instructions) If (loss), enter -0- in Part I, line 8		3	0

Part V

Qualification Under Section 4940(e) for Reduced Tax on Net Investment Income

(For optional use by domestic private foundations subject to the section 4940(a) tax on net investment income)

If section 4940(d)(2) applies, leave this part blank

Was the foundation liable for the section 4942 tax on the distributable amount of any year in the base period? ☐ Yes ☐ No
If "Yes," the foundation does not qualify under section 4940(e) Do not complete this part

1 Enter the appropriate amount in each column for each year, see page 18 of the instructions before making any entries

(a) Base period years Calendar year (or tax year beginning in)	(b) Adjusted qualifying distributions	(c) Net value of noncharitable-use assets	(d) Distribution ratio (col (b) divided by col (c))
2010			
2009			
2008			
2007			
2006			

2 Total of line 1, column (d).	2	
3 Average distribution ratio for the 5-year base period—divide the total on line 2 by 5, or by the number of years the foundation has been in existence if less than 5 years	3	
4 Enter the net value of noncharitable-use assets for 2011 from Part X, line 5.	4	
5 Multiply line 4 by line 3.	5	
6 Enter 1% of net investment income (1% of Part I, line 27b).	6	
7 Add lines 5 and 6.	7	
8 Enter qualifying distributions from Part XII, line 4.	8	

If line 8 is equal to or greater than line 7, check the box in Part VI, line 1b, and complete that part using a 1% tax rate See the Part VI instructions on page 18

Part VIExcise Tax Based on Investment Income (Section 4940(a), 4940(b), 4940(e), or 4948—see page 18 of the instructions)

1a		Exempt operating foundations described in section 4940(d)(2), check here <input checked="" type="checkbox"/> and enter "N/A" on line 1			
		Date of ruling or determination letter _____ (attach copy of letter if necessary—see instructions)			
b		Domestic foundations that meet the section 4940(e) requirements in Part V, check here <input type="checkbox"/> and enter 1% of Part I, line 27b		1	N/A
c		All other domestic foundations enter 2% of line 27b Exempt foreign organizations enter 4% of Part I, line 12, col (b)			
2		Tax under section 511 (domestic section 4947(a)(1) trusts and taxable foundations only Others enter -0-)		2	
3		Add lines 1 and 2.		3	
4		Subtitle A (income) tax (domestic section 4947(a)(1) trusts and taxable foundations only Others enter -0-)		4	
5		Tax based on investment income. Subtract line 4 from line 3 If zero or less, enter -0-		5	0
6		Credits/Payments			
a		2011 estimated tax payments and 2010 overpayment credited to 2011	6a		
b		Exempt foreign organizations—tax withheld at source	6b		
c		Tax paid with application for extension of time to file (Form 8868)	6c		
d		Backup withholding erroneously withheld	6d		
7		Total credits and payments Add lines 6a through 6d.		7	0
8		Enter any penalty for underpayment of estimated tax Check here <input type="checkbox"/> if Form 2220 is attached		8	
9		Tax due. If the total of lines 5 and 8 is more than line 7, enter amount owed		9	0
10		Overpayment. If line 7 is more than the total of lines 5 and 8, enter the amount overpaid.		10	
11		Enter the amount of line 10 to be Credited to 2012 estimated tax <input type="checkbox"/>	Refunded <input type="checkbox"/>	11	

Part VII-AStatements Regarding Activities

1a	During the tax year, did the foundation attempt to influence any national, state, or local legislation or did it participate or intervene in any political campaign?		Yes	No
		1a		No
b	Did it spend more than \$100 during the year (either directly or indirectly) for political purposes (see page 19 of the instructions for definition)?			No
	If the answer is "Yes" to 1a or 1b, attach a detailed description of the activities and copies of any materials published or distributed by the foundation in connection with the activities.			
c	Did the foundation file Form 1120-POL for this year?	1c		No
d	Enter the amount (if any) of tax on political expenditures (section 4955) imposed during the year (1) On the foundation <input type="checkbox"/> \$ _____ 0 (2) On foundation managers <input type="checkbox"/> \$ _____ 0			
e	Enter the reimbursement (if any) paid by the foundation during the year for political expenditure tax imposed on foundation managers <input type="checkbox"/> \$ _____ 0			
2	Has the foundation engaged in any activities that have not previously been reported to the IRS? If "Yes," attach a detailed description of the activities.	2		No
3	Has the foundation made any changes, not previously reported to the IRS, in its governing instrument, articles of incorporation, or bylaws, or other similar instruments? If "Yes," attach a conformed copy of the changes	3		No
4a	Did the foundation have unrelated business gross income of \$1,000 or more during the year?	4a		No
b	If "Yes," has it filed a tax return on Form 990-T for this year?	4b		
5	Was there a liquidation, termination, dissolution, or substantial contraction during the year? If "Yes," attach the statement required by General Instruction T.	5		No
6	Are the requirements of section 508(e) (relating to sections 4941 through 4945) satisfied either • By language in the governing instrument, or • By state legislation that effectively amends the governing instrument so that no mandatory directions that conflict with the state law remain in the governing instrument?	6	Yes	
7	Did the foundation have at least \$5,000 in assets at any time during the year? If "Yes," complete Part II, col (c), and Part XV	7	Yes	
8a	Enter the states to which the foundation reports or with which it is registered (see page 19 of the instructions) <input checked="" type="checkbox"/> NY _____			
b	If the answer is "Yes" to line 7, has the foundation furnished a copy of Form 990-PF to the Attorney General (or designate) of each state as required by General Instruction G? If "No," attach explanation .	8b	Yes	
9	Is the foundation claiming status as a private operating foundation within the meaning of section 4942(j)(3) or 4942(j)(5) for calendar year 2011 or the taxable year beginning in 2011 (see instructions for Part XIV on page 27)? If "Yes," complete Part XIV	9	Yes	
10	Did any persons become substantial contributors during the tax year? If "Yes," attach a schedule listing their names and addresses	10		No

Part VII-A

Statements Regarding Activities *(continued)*

11	At any time during the year, did the foundation, directly or indirectly, own a controlled entity within the meaning of section 512(b)(13)? If "Yes," attach schedule (see page 20 of the instructions).	11		No
12	Did the foundation acquire a direct or indirect interest in any applicable insurance contract before August 17, 2008?	12		No
13	Did the foundation comply with the public inspection requirements for its annual returns and exemption application? Website address WWW RUSSELLSAGE ORG	13	Yes	
14	The books are in care of CHRISTOPHER BROGNA Telephone no (212) 750-6000 Located at 112 EAST 64TH STREET NEW YORK NY ZIP+4 100657307			
15	Section 4947(a)(1) nonexempt charitable trusts filing Form 990-PF in lieu of Form 1041 —Check here <input type="checkbox"/> and enter the amount of tax-exempt interest received or accrued during the year.	15		
16	At any time during calendar year 2011, did the foundation have an interest in or a signature or other authority over a bank, securities, or other financial account in a foreign country?	16	Yes	No
See the instructions for exceptions and filing requirements for Form TD F 90-22.1 If "Yes", enter the name of the foreign country				

Part VII-B

Statements Regarding Activities for Which Form 4720 May Be Required

File Form 4720 if any item is checked in the "Yes" column, unless an exception applies.			Yes	No
1a	During the year did the foundation (either directly or indirectly) (1) Engage in the sale or exchange, or leasing of property with a disqualified person? <input type="checkbox"/> Yes <input checked="" type="checkbox"/> No (2) Borrow money from, lend money to, or otherwise extend credit to (or accept it from) a disqualified person? <input type="checkbox"/> Yes <input checked="" type="checkbox"/> No (3) Furnish goods, services, or facilities to (or accept them from) a disqualified person? <input checked="" type="checkbox"/> Yes <input type="checkbox"/> No (4) Pay compensation to, or pay or reimburse the expenses of, a disqualified person? <input checked="" type="checkbox"/> Yes <input type="checkbox"/> No (5) Transfer any income or assets to a disqualified person (or make any of either available for the benefit or use of a disqualified person)? <input type="checkbox"/> Yes <input checked="" type="checkbox"/> No (6) Agree to pay money or property to a government official? (Exception. Check "No" if the foundation agreed to make a grant to or to employ the official for a period after termination of government service, if terminating within 90 days). <input type="checkbox"/> Yes <input checked="" type="checkbox"/> No			
b	If any answer is "Yes" to 1a(1)–(6), did any of the acts fail to qualify under the exceptions described in Regulations section 53.4941(d)-3 or in a current notice regarding disaster assistance (see page 20 of the instructions)? Organizations relying on a current notice regarding disaster assistance check here. <input type="checkbox"/>	1b		No
c	Did the foundation engage in a prior year in any of the acts described in 1a, other than excepted acts, that were not corrected before the first day of the tax year beginning in 2011?	1c		No
2	Taxes on failure to distribute income (section 4942) (does not apply for years the foundation was a private operating foundation defined in section 4942(j)(3) or 4942(j)(5))			
a	At the end of tax year 2011, did the foundation have any undistributed income (lines 6d and 6e, Part XIII) for tax year(s) beginning before 2011? If "Yes," list the years 20____, 20____, 20____, 20____ <input type="checkbox"/> Yes <input checked="" type="checkbox"/> No			
b	Are there any years listed in 2a for which the foundation is not applying the provisions of section 4942(a)(2) (relating to incorrect valuation of assets) to the year's undistributed income? (If applying section 4942(a)(2) to all years listed, answer "No" and attach statement—see page 20 of the instructions).	2b		
c	If the provisions of section 4942(a)(2) are being applied to any of the years listed in 2a, list the years here 20____, 20____, 20____, 20____			
3a	Did the foundation hold more than a 2% direct or indirect interest in any business enterprise at any time during the year? <input type="checkbox"/> Yes <input checked="" type="checkbox"/> No			
b	If "Yes," did it have excess business holdings in 2011 as a result of (1) any purchase by the foundation or disqualified persons after May 26, 1969, (2) the lapse of the 5-year period (or longer period approved by the Commissioner under section 4943(c)(7)) to dispose of holdings acquired by gift or bequest, or (3) the lapse of the 10-, 15-, or 20-year first phase holding period? (<i>Use Schedule C, Form 4720, to determine if the foundation had excess business holdings in 2011.</i>)	3b		
4a	Did the foundation invest during the year any amount in a manner that would jeopardize its charitable purposes?	4a		No
b	Did the foundation make any investment in a prior year (but after December 31, 1969) that could jeopardize its charitable purpose that had not been removed from jeopardy before the first day of the tax year beginning in 2011?	4b		No

Part VII-B

Statements Regarding Activities for Which Form 4720 May Be Required (continued)

5a	During the year did the foundation pay or incur any amount to			
(1)	Carry on propaganda, or otherwise attempt to influence legislation (section 4945(e))?	<input type="checkbox"/> Yes <input checked="" type="checkbox"/> No		
(2)	Influence the outcome of any specific public election (see section 4955), or to carry on, directly or indirectly, any voter registration drive?	<input type="checkbox"/> Yes <input checked="" type="checkbox"/> No		
(3)	Provide a grant to an individual for travel, study, or other similar purposes?	<input type="checkbox"/> Yes <input checked="" type="checkbox"/> No		
(4)	Provide a grant to an organization other than a charitable, etc , organization described in section 509(a)(1), (2), or (3), or section 4940(d)(2)? (see page 22 of the instructions). . . .	<input type="checkbox"/> Yes <input checked="" type="checkbox"/> No		
(5)	Provide for any purpose other than religious, charitable, scientific, literary, or educational purposes, or for the prevention of cruelty to children or animals?	<input type="checkbox"/> Yes <input checked="" type="checkbox"/> No		
b	If any answer is "Yes" to 5a(1)–(5), did any of the transactions fail to qualify under the exceptions described in Regulations section 53.4945 or in a current notice regarding disaster assistance (see page 22 of the instructions)? Organizations relying on a current notice regarding disaster assistance check here.	<input checked="" type="checkbox"/>	5b	
c	If the answer is "Yes" to question 5a(4), does the foundation claim exemption from the tax because it maintained expenditure responsibility for the grant?	<input type="checkbox"/> Yes <input type="checkbox"/> No		
If "Yes," attach the statement required by Regulations section 53.4945–5(d).				
6a	Did the foundation, during the year, receive any funds, directly or indirectly, to pay premiums on a personal benefit contract?	<input type="checkbox"/> Yes <input checked="" type="checkbox"/> No		
b	Did the foundation, during the year, pay premiums, directly or indirectly, on a personal benefit contract?		6b	No
If "Yes" to 6b, file Form 8870.				
7a	At any time during the tax year, was the foundation a party to a prohibited tax shelter transaction? <input type="checkbox"/> Yes <input checked="" type="checkbox"/> No			
b	If yes, did the foundation receive any proceeds or have any net income attributable to the transaction?		7b	

Part VIII

Information About Officers, Directors, Trustees, Foundation Managers, Highly Paid Employees, and Contractors

1 List all officers, directors, trustees, foundation managers and their compensation (see page 22 of the instructions).				
(a) Name and address	(b) Title, and average hours per week devoted to position	(c) Compensation (If not paid, enter -0-)	(d) Contributions to employee benefit plans and deferred compensation	(e) Expense account, other allowances
See Additional Data Table				
2 Compensation of five highest-paid employees (other than those included on line 1—see page 23 of the instructions). If none, enter "NONE."				
(a) Name and address of each employee paid more than \$50,000	(b) Title, and average hours per week devoted to position	(c) Compensation	(d) Contributions to employee benefit plans and deferred compensation	(e) Expense account, other allowances
CHRISTOPHER BROGNA	CFO	200,000	49,252	0
112 E 64TH STREET NEW YORK, NY 10065	35 00			
DAVID HAPROFF	DIR OF COMMUNICATION	156,000	35,824	0
112 E 64TH STREET NEW YORK, NY 10065	35 00			
AIXA CINTRON-VELEZ	SR PROG OFFICER	127,500	46,956	0
112 E 64TH STREET NEW YORK, NY 10065	35 00			
JAMES WILSON	SR PROG OFFICER	125,000	46,595	0
112 E 64TH STREET NEW YORK, NY 10065	35 00			
SUZANNE NICHOLS	DIR OF PUBLICATIONS	135,500	33,091	0
112 E 64TH STREET NEW YORK, NY 10065	35 00			
Total number of other employees paid over \$50,000.				11

Part VIII

Information About Officers, Directors, Trustees, Foundation Managers, Highly Paid Employees, and Contractors (continued)

3 Five highest-paid independent contractors for professional services (see page 23 of the instructions). If none, enter "NONE".		
(a) Name and address of each person paid more than \$50,000	(b) Type of service	(c) Compensation
SILCHESTER INTERNATIONAL INVESTORS IN	INVESTMENT MANAGEMENT	426,357
780 3RD AVENUE NEW YORK, NY 10017		
EDWARDS BROTHERS INC	BOOK PUBLISHING	274,180
2500 SO STATE STREET ANN ARBOR, MI 48106		
BLACKROCK INST TRUST CO	INVESTMENT MANAGEMENT	141,405
40 E 52ND STREET NEW YORK, NY 10022		
PRO-MEDIA PUBLIC RELATIONS INC	PUBLIC RELATIONS	129,000
250 W 57TH STREET NEW YORK, NY 10001		
CUP SERVICES	PUBLISHERS FULFILLMENT SERVICES	124,811
750 CASCADILLA STREET ITHACA, NY 14850		
Total number of others receiving over \$ 50,000 for professional services.		0

Part IX-A

Summary of Direct Charitable Activities

List the foundation's four largest direct charitable activities during the tax year. Include relevant statistical information such as the number of organizations and other beneficiaries served, conferences convened, research papers produced, etc	Expenses
1INTERNAL PROJECT PROGRAM - 18 FULL YEAR & A 1/2 YEAR SCHOLAR PROVIDED WITH OFFICES AT THE FOUNDATION TO CONDUCT RESEARCH, HOLD MEETINGS & CONDUCT SEMINARS ON VARIOUS SOCIAL SCIENCE TOPICS	4,336,689
2EXTERNAL PROJECTS PROGRAM - PROVIDED DIRECT SUPPORT OF SOCIAL SCIENCE RESEARCH WORKING WITH VARIOUS UNIVERSITIES	5,092,905
3PROGRAM DEVELOPMENT - EXPLORED VARIOUS AREAS IN SOCIAL SCIENCE, EVALUATING THE POTENTIAL FOR ADDITIONAL RESEARCH,INCLUDES CONDUCTING MEETINGS & CONFERENCES (COSTS INCLUDED IN ACTIVITIES #1 & #2)	0
4PUBLICATIONS - PUBLISHED 33 BOOKS IN THE FISCAL YEAR ON VARIOUS TOPICS IN SOCIAL SCIENCE	1,365,287

Part IX-B

Summary of Program-Related Investments (see page 23 of the instructions)

Describe the two largest program-related investments made by the foundation during the tax year on lines 1 and 2	Amount
1	
2	
All other program-related investments See page 24 of the instructions	
3	
Total. Add lines 1 through 3.	0

Part X

Minimum Investment Return (All domestic foundations must complete this part. Foreign foundations, see page 24 of the instructions.)

1	Fair market value of assets not used (or held for use) directly in carrying out charitable, etc , purposes		
a	Average monthly fair market value of securities.	1a	206,471,013
b	Average of monthly cash balances.	1b	656,077
c	Fair market value of all other assets (see page 24 of the instructions).	1c	628,801
d	Total (add lines 1a, b, and c).	1d	207,755,891
e	Reduction claimed for blockage or other factors reported on lines 1a and 1c (attach detailed explanation).	1e	0
2	Acquisition indebtedness applicable to line 1 assets.	2	0
3	Subtract line 2 from line 1d.	3	207,755,891
4	Cash deemed held for charitable activities Enter 1 1/2% of line 3 (for greater amount, see page 25 of the instructions).	4	3,116,338
5	Net value of noncharitable-use assets. Subtract line 4 from line 3 Enter here and on Part V, line 4	5	204,639,553
6	Minimum investment return. Enter 5% of line 5.	6	10,231,978

Part XI

Distributable Amount (see page 25 of the instructions) (Section 4942(j)(3) and (j)(5) private operating foundations and certain foreign organizations check here ☒ and do not complete this part.)

1	Minimum investment return from Part X, line 6.	1	
2a	Tax on investment income for 2011 from Part VI, line 5.	2a	
b	Income tax for 2011 (This does not include the tax from Part VI).	2b	
c	Add lines 2a and 2b.	2c	
3	Distributable amount before adjustments Subtract line 2c from line 1.	3	
4	Recoveries of amounts treated as qualifying distributions.	4	
5	Add lines 3 and 4.	5	
6	Deduction from distributable amount (see page 25 of the instructions).	6	
7	Distributable amount as adjusted Subtract line 6 from line 5 Enter here and on Part XIII, line 1.	7	

Part XII

Qualifying Distributions (see page 25 of the instructions)

1	Amounts paid (including administrative expenses) to accomplish charitable, etc , purposes		
a	Expenses, contributions, gifts, etc —total from Part I, column (d), line 26.	1a	11,506,658
b	Program-related investments—total from Part IX-B.	1b	0
2	Amounts paid to acquire assets used (or held for use) directly in carrying out charitable, etc , purposes.	2	68,353
3	Amounts set aside for specific charitable projects that satisfy the		
a	Suitability test (prior IRS approval required).	3a	
b	Cash distribution test (attach the required schedule).	3b	
4	Qualifying distributions. Add lines 1a through 3b Enter here and on Part V, line 8, and Part XIII, line 4	4	11,575,011
5	Foundations that qualify under section 4940(e) for the reduced rate of tax on net investment income Enter 1% of Part I, line 27b (see page 26 of the instructions).	5	0
6	Adjusted qualifying distributions. Subtract line 5 from line 4.	6	11,575,011
Note: The amount on line 6 will be used in Part V, column (b), in subsequent years when calculating whether the foundation qualifies for the section 4940(e) reduction of tax in those years			

Part XIII

Undistributed Income (see page 26 of the instructions)

	(a) Corpus	(b) Years prior to 2010	(c) 2010	(d) 2011
1	Distributable amount for 2011 from Part XI, line 7			
2	Undistributed income, if any, as of the end of 2011			
a	Enter amount for 2010 only.			
b	Total for prior years 20____, 20____, 20____			
3	Excess distributions carryover, if any, to 2011			
a	From 2006.			
b	From 2007.			
c	From 2008.			
d	From 2009.			
e	From 2010.			
f	Total of lines 3a through e.			
4	Qualifying distributions for 2011 from Part XII, line 4 ➤ \$ _____			
a	Applied to 2010, but not more than line 2a			
b	Applied to undistributed income of prior years (Election required—see page 26 of the instructions)			
c	Treated as distributions out of corpus (Election required—see page 26 of the instructions). . .			
d	Applied to 2011 distributable amount.			
e	Remaining amount distributed out of corpus			
5	Excess distributions carryover applied to 2011 (If an amount appears in column (d), the same amount must be shown in column (a).)			
6	Enter the net total of each column as indicated below:			
a	Corpus Add lines 3f, 4c, and 4e Subtract line 5			
b	Prior years' undistributed income Subtract line 4b from line 2b.			
c	Enter the amount of prior years' undistributed income for which a notice of deficiency has been issued, or on which the section 4942(a) tax has been previously assessed.			
d	Subtract line 6c from line 6b Taxable amount—see page 27 of the instructions . . .			
e	Undistributed income for 2010 Subtract line 4a from line 2a Taxable amount—see page 27 of the instructions			
f	Undistributed income for 2011 Subtract lines 4d and 5 from line 1 This amount must be distributed in 2011.			
7	Amounts treated as distributions out of corpus to satisfy requirements imposed by section 170(b)(1)(F) or 4942(g)(3) (see page 27 of the instructions).			
8	Excess distributions carryover from 2006 not applied on line 5 or line 7 (see page 27 of the instructions).			
9	Excess distributions carryover to 2012. Subtract lines 7 and 8 from line 6a.			
10	Analysis of line 9			
a	Excess from 2007. . . .			
b	Excess from 2008. . . .			
c	Excess from 2009. . . .			
d	Excess from 2010. . . .			
e	Excess from 2011. . . .			

Part XIV

Private Operating Foundations (see page 27 of the instructions and Part VII-A, question 9)

1a

If the foundation has received a ruling or determination letter that it is a private operating foundation, and the ruling is effective for 2011, enter the date of the ruling.

1972-06-04

b

Check box to indicate whether the organization is a private operating foundation described in section ☒ 4942(j)(3) or ☐ 4942(j)(5)

	Tax year	Prior 3 years			(e) Total
	(a) 2011	(b) 2010	(c) 2009	(d) 2008	
2a Enter the lesser of the adjusted net income from Part I or the minimum investment return from Part X for each year listed	4,716,426	4,649,567	4,520,612	4,801,118	18,687,723
b 85% of line 2a	4,008,962	3,952,132	3,842,520	4,080,950	15,884,565
c Qualifying distributions from Part XII, line 4 for each year listed	11,575,011	10,695,260	10,343,732	12,946,294	45,560,297
d Amounts included in line 2c not used directly for active conduct of exempt activities	0	0	0	1,000,000	1,000,000
e Qualifying distributions made directly for active conduct of exempt activities Subtract line 2d from line 2c	11,575,011	10,695,260	10,343,732	11,946,294	44,560,297
3 Complete 3a, b, or c for the alternative test relied upon					
a "Assets" alternative test—enter					
(1) Value of all assets					0
(2) Value of assets qualifying under section 4942(j)(3)(B)(i)					0
b "Endowment" alternative test— enter 2/3 of minimum investment return shown in Part X, line 6 for each year listed.	6,821,319	6,909,907	6,226,146	5,629,972	25,587,344
c "Support" alternative test—enter					
(1) Total support other than gross investment income (interest, dividends, rents, payments on securities loans (section 512(a)(5)), or royalties)					0
(2) Support from general public and 5 or more exempt organizations as provided in section 4942(j)(3)(B)(iii).					0
(3) Largest amount of support from an exempt organization					0
(4) Gross investment income					0

Part XV

Supplementary Information (Complete this part only if the organization had \$5,000 or more in assets at any time during the year—see page 27 of the instructions.)

1

Information Regarding Foundation Managers:

a

List any managers of the foundation who have contributed more than 2% of the total contributions received by the foundation before the close of any tax year (but only if they have contributed more than \$5,000) (See section 507(d)(2))

b

List any managers of the foundation who own 10% or more of the stock of a corporation (or an equally large portion of the ownership of a partnership or other entity) of which the foundation has a 10% or greater interest

2

Information Regarding Contribution, Grant, Gift, Loan, Scholarship, etc., Programs:

Check here ☐ if the foundation only makes contributions to preselected charitable organizations and does not accept unsolicited requests for funds If the foundation makes gifts, grants, etc (see page 28 of the instructions) to individuals or organizations under other conditions, complete items 2a, b, c, and d

a

The name, address, and telephone number of the person to whom applications should be addressed

ERIC WANNER PRESIDENT RUSSELL SAGE

112 E 64TH STREET

NEW YORK, NY 100657307

(212) 750-6000

b

The form in which applications should be submitted and information and materials they should include

CHECK THE FOUNDATION'S WEBSITE FOR FORMS, DEADLINES AND RESTRICTIONS

c

Any submission deadlines

SEE (B) ABOVE

d

Any restrictions or limitations on awards, such as by geographical areas, charitable fields, kinds of institutions, or other factors

SEE (B) ABOVE

Part XV

Supplementary Information (continued)

3 Grants and Contributions Paid During the Year or Approved for Future Payment

Recipient	If recipient is an individual, show any relationship to any foundation manager or substantial contributor	Foundation status of recipient	Purpose of grant or contribution	Amount
Name and address (home or business)				
a Paid during the year See Additional Data Table				
Total			3a	3,872,440
b Approved for future payment See Additional Data Table				
Total			3b	4,177,151

Enter gross amounts unless otherwise indicated		Unrelated business income		Excluded by section 512, 513, or 514		(e) Related or exempt function income (See page 28 of the instructions)
		(a) Business code	(b) Amount	(c) Exclusion code	(d) Amount	
1	Program service revenue					
a	_____					
b	_____					
c	_____					
d	_____					
e	_____					
f	_____					
g	Fees and contracts from government agencies					
2	Membership dues and assessments.					
3	Interest on savings and temporary cash investments			14	3,059	
4	Dividends and interest from securities.			14	5,199,048	
5	Net rental income or (loss) from real estate					
a	Debt-financed property.					
b	Not debt-financed property.			16	182,700	
6	Net rental income or (loss) from personal property					
7	Other investment income.			14	203,572	
8	Gain or (loss) from sales of assets other than inventory			18	2,924,060	
9	Net income or (loss) from special events					
10	Gross profit or (loss) from sales of inventory.					118,552
11	Other revenue a _____					
b	_____					
c	_____					
d	_____					
e	_____					
12	Subtotal Add columns (b), (d), and (e).		0		8,512,439	118,552
13	Total. Add line 12, columns (b), (d), and (e).			13		8,630,991

[illegible]

1	Did the organization directly or indirectly engage in any of the following with any other organization described in section 501(c) of the Code (other than section 501(c)(3) organizations) or in section 527, relating to political organizations?		Yes	No
a	Transfers from the reporting foundation to a noncharitable exempt organization of			
	(1) Cash.	1a(1)		No
	(2) Other assets.	1a(2)		No
b	Other transactions			
	(1) Sales of assets to a noncharitable exempt organization.	1b(1)		No
	(2) Purchases of assets from a noncharitable exempt organization.	1b(2)		No
	(3) Rental of facilities, equipment, or other assets.	1b(3)		No
	(4) Reimbursement arrangements.	1b(4)		No
	(5) Loans or loan guarantees.	1b(5)		No
	(6) Performance of services or membership or fundraising solicitations.	1b(6)		No
	c Sharing of facilities, equipment, mailing lists, other assets, or paid employees.	1c		No
d	If the answer to any of the above is "Yes," complete the following schedule. Column (b) should always show the fair market value of the goods, other assets, or services given by the reporting foundation. If the foundation received less than fair market value in any transaction or sharing arrangement, show in column (d) the value of the goods, other assets, or services received.			

[illegible]

2a Is the foundation directly or indirectly affiliated with, or related to, one or more tax-exempt organizations described in section 501(c) of the Code (other than section 501(c)(3)) or in section 527? . . . ☐ Yes ☒ No

b If "Yes," complete the following schedule		
(a) Name of organization	(b) Type of organization	(c) Description of relationship

Sign Here	Under penalties of perjury, I declare that I have examined this return, including accompanying schedules and statements, and to the best of my knowledge and belief, it is true, correct, and complete Declaration of preparer (other than taxpayer or fiduciary) is based on all information of which preparer has any knowledge				
	*****		2013-03-23	*****	
	Signature of officer or trustee		Date	Title	
	Paid Preparer's Use Only	Preparer's Signature Kevin Sunkel	Date	Check if self-employed <input checked="" type="checkbox"/>	PTIN P00706145
		Firm's name Owen J Flanagan & Co 60 East 42nd Street		Firm's EIN 13-2060851	
Firm's address New York, NY 10165		Phone no (212) 682-2783			

May the IRS discuss this return with the preparer shown above? See instructions ☐ Yes ☐ No

TY 2011 Accounting Fees Schedule

Name: RUSSELL SAGE FOUNDATION

EIN: 13-1635303

Category	Amount	Net Investment Income	Adjusted Net Income	Disbursements for Charitable Purposes
OWEN J FLANAGAN & CO	22,500	0	0	22,500

Note: To capture the full content of this document, please select landscape mode (11" x 8.5") when printing.

TY 2011 Depreciation Schedule

Name: RUSSELL SAGE FOUNDATION

EIN: 13-1635303

Description of Property	Date Acquired	Cost or Other Basis	Prior Years' Depreciation	Computation Method	Rate / Life (# of years)	Current Year's Depreciation Expense	Net Investment Income	Adjusted Net Income	Cost of Goods Sold Not Included
112 E 64TH STREET - LAND	1981-08-31	327,550			0 %	0	0	0	
112 E 64TH STREET - BUILDING & IMPROVEMENTS	1981-08-31	5,635,072	3,507,980		0 %	141,570	0	141,570	
116 E 64TH STREET - LAND	2001-08-31	1,750,000			0 %	0	0	0	
116 E 64TH STREET - BUILDING & IMPROVEMENTS	2001-08-31	7,500,000	1,684,279		0 %	187,518	0	187,518	
OFFICE FURNITURE & EQUIPMENT	2008-08-31	590,220	370,104		0 %	136,999	0	136,999	
CONDOS FOR SCHOLARS, INCL IMPROVEMENTS	1987-08-31	5,742,236	2,870,038		0 %	170,822	0	170,822	
118 E 64TH STREET - LAND	2006-08-31	1,500,000			0 %	0	0	0	
118 E 64TH STREET - BUILDING & IMPROVEMENTS	2006-08-31	3,389,080	386,048		0 %	78,032	0	78,032	

**TY 2011 Investments Corporate
Bonds Schedule**

Name: RUSSELL SAGE FOUNDATION
EIN: 13-1635303

Name of Bond	End of Year Book Value	End of Year Fair Market Value
COMMINGLED FIXED INCOME TRUST FUND	12,236,132	12,236,132

**TY 2011 Investments Corporate
Stock Schedule****Name:** RUSSELL SAGE FOUNDATION**EIN:** 13-1635303

Name of Stock	End of Year Book Value	End of Year Fair Market Value
DOMESTIC EQUITIES FUND	114,581,561	114,581,561
COMMINGLED INTERNATIONAL EQUITY TRUST FUND	64,569,464	64,569,464

TY 2011 Investments Government Obligations Schedule

Name: RUSSELL SAGE FOUNDATION

EIN: 13-1635303

**US Government Securities - End of
Year Book Value:**

11,482,858

**US Government Securities - End of
Year Fair Market Value:**

11,482,858

**State & Local Government
Securities - End of Year Book
Value:**

0

**State & Local Government
Securities - End of Year Fair
Market Value:**

0

TY 2011 Investments - Other Schedule

Name: RUSSELL SAGE FOUNDATION

EIN: 13-1635303

Category / Item	Listed at Cost or FMV	Book Value	End of Year Fair Market Value
COMMONFUND CAPITAL PRIVATE EQUITY PARTNERS	FMV	6,716,315	6,716,315

TY 2011 Land, Etc. Schedule**Name:** RUSSELL SAGE FOUNDATION**EIN:** 13-1635303

Category / Item	Cost / Other Basis	Accumulated Depreciation	Book Value	End of Year Fair Market Value
112 E 64TH STREET - LAND	327,550	0	327,550	
112 E 64TH STREET - BUILDING & IMPROVEMENTS	5,635,072	3,649,550	1,985,522	
116 E 64TH STREET - LAND	1,750,000	0	1,750,000	
116 E 64TH STREET - BUILDING & IMPROVEMENTS	7,500,000	1,871,797	5,628,203	
OFFICE FURNITURE & EQUIPMENT	590,220	507,103	83,117	
CONDOS FOR SCHOLARS, INCL IMPROVEMENTS	5,742,236	3,040,860	2,701,376	

TY 2011 Legal Fees Schedule**Name:** RUSSELL SAGE FOUNDATION**EIN:** 13-1635303

Category	Amount	Net Investment Income	Adjusted Net Income	Disbursements for Charitable Purposes
SONIA V COL LAW OFFICES	5,422	0	0	5,422
HARNIK, WILKER & FINKELSTEIN	11,771	644	644	11,127
W RICHARD HOUSE, JR	3,575	3,575	3,575	0

TY 2011 Other Expenses Schedule**Name:** RUSSELL SAGE FOUNDATION**EIN:** 13-1635303

Description	Revenue and Expenses per Books	Net Investment Income	Adjusted Net Income	Disbursements for Charitable Purposes
OFFICE SUPPLIES	92,023	857	857	91,166
BOARD OF TRUSTEES	106,160	0	0	106,160
BOOKS AND RESEARCH MATERIALS	86,269	0	0	86,269
MISCELLANEOUS	147,323	8,895	8,895	138,428
TELEPHONE	49,840	545	545	49,295

TY 2011 Other Income Schedule

Name: RUSSELL SAGE FOUNDATION

EIN: 13-1635303

Description	Revenue And Expenses Per Books	Net Investment Income	Adjusted Net Income
OIL & GAS LEASE RTS & ROYALTIES	332,008	332,008	332,008
PRIVATE EQUITY LOSSES	-128,436	-128,436	-128,436

TY 2011 Other Increases Schedule

Name: RUSSELL SAGE FOUNDATION

EIN: 13-1635303

Description	Amount
NET UNREALIZED GAIN ON SECURITIES	13,850,047

TY 2011 Other Professional Fees Schedule**Name:** RUSSELL SAGE FOUNDATION**EIN:** 13-1635303

Category	Amount	Net Investment Income	Adjusted Net Income	Disbursements for Charitable Purposes
PROGRAM DEVELOPMENT ADVISORS	7,700	0	0	7,700
COMPUTER SERVICE ADVISORS	30,975	0	0	30,975
MANAGEMENT ADVISORS	46,127	16,128	16,128	29,999
INTERNAL PROJECT ADVISORS	140,965	0	0	140,965
COMMUNICATIONS ADVISORS	176,585	0	0	176,585
INVESTMENT SERVICES	3,575	3,575	3,575	0
INVESTMENT ADVISORY FEES	711,585	711,585	711,585	0
MANUSCRIPT REVIEWERS	42,500	0	0	42,500

TY 2011 Taxes Schedule

Name: RUSSELL SAGE FOUNDATION

EIN: 13-1635303

Category	Amount	Net Investment Income	Adjusted Net Income	Disbursements for Charitable Purposes
NYS DEPARTMENT OF LAW	1,500	0	0	0

Form 990PF Part VIII Line 1 - List all officers, directors, trustees, foundation managers and their compensation

(a) Name and address	(b) Title, and average hours per week devoted to position	(c) Compensation (If not paid, enter -0-)	(d) Contributions to employee benefit plans and deferred compensation	(e) Expense account, other allowances
ERIC WANNER	PRESIDENT 35 00	525,000	66,545	0
112 E 64TH STREET NEW YORK,NY 10065				
PATRICIA WOODFORD	V P FOR ADMIN 35 00	185,000	39,749	0
112 E 64TH STREET NEW YORK,NY 10065				
NANCY ROSENBLUM	TRUSTEE 0 60	3,750	0	0
HARVARD UNIVERSITY 1737 CAMBRIDGE STREET CAMBRIDGE,MA 02138				
KENNETH BRODY	TRUSTEE 0 60	2,775	0	0
450 PARK AVENUE 9TH FLOOR NEW YORK,NY 10022				
ROBERT E DENHAM ESQ	TRUSTEE 0 60	4,625	0	0
355 SOUTH GRAND AVENUE LOS ANGELES,CA 90071				
W BOWMAN CUTTER	TRUSTEE 0 60	4,050	0	0
WARBURG PINCUS 466 LEXINGTON AVENUE NEW YORK,NY 10017				
SHELLEY TAYLOR	TRUSTEE 0 60	4,975	0	0
DEPT OF PSYCHOLOGY UNIV OF CAL LOS ANGELES LOS ANGELES,CA 900951563				
JOHN A FERREJOHN	TRUSTEE 0 60	5,250	0	0
NYU SCHOOL OF LAW 40 WASHINGTON SQUARE SOUTH NEW YORK,NY 100121066				
LARRY HEDGES	TRUSTEE 0 60	4,450	0	0
NORTHWESTERN UNIVERSITY 2040 SHERIDAN ROAD EVANSTON,IL 602084100				
LAWRENCE KATZ	TRUSTEE 0 60	5,250	0	0
HARVARD UNIVERSITY CAMBRIDGE,MA 02138				
MARY WATERS	TRUSTEE 0 60	5,775	0	0
HARVARD UNIVERSITY CAMBRIDGE,MA 02138				
CLAUDE M STEELE	TRUSTEE 0 60	4,500	0	0
COLUMBIA UNIVERSITY 205 LOW MEMORIAL LIBRARY NEW YORK,NY 10027				
NICHOLAS LEMANN	TRUSTEE 0 60	4,100	0	0
COLUMBIA UNIVERSITY 205 LOW MEMORIAL LIBRARY NEW YORK,NY 10027				
SARA MCCLANAHAN	TRUSTEE 0 60	5,250	0	0
PRINCETON UNIVERSITY PRINCETON,NJ 08544				
RICHARD H THALER	TRUSTEE 0 60	4,625	0	0
UNIV OF CHICAGO 5807 SOUTH WOODLAWN AVENUE CHICAGO,IL 60637				
KATHLEEN HALL JAMISON	TRUSTEE 0 60	750	0	0
ANNENBERG PUBLIC POLICY CTR 202 SOUTH 36TH ST PHILADELPHIA,PA 19104				


Form 990PF Part XV Line 3 - Grants and Contributions Paid During the Year or Approved for Future Payment

Recipient	If recipient is an individual, show any relationship to any foundation manager or substantial contributor	Foundation status of recipient	Purpose of grant or contribution	Amount
Name and address (home or business)				
a Paid during the year				
Boston CollegeCenter for Retirement Research Hovey House 140 Commonwealth Avenue Chestnut Hill, MA 02467		Public	What is the Long-Term Impact of State Retirement Programs on State Fiscal Health	125,981
Brown UniversityDept of Edu and Public Policy Barus 202 Box 1938 Providence, RI 02912		Public	Explaining Postsecondary Choices among Hispanic Adolescents	34,998
Brown UniversitySpatial Structures in the Social Sciences Box 1916 Providence, RI 02912		Public	US 2010 America After the First Decade of the New Century	261,702
Carnegie Mellon UniversityH John Heinz III College 4800 Forbes Avenue HBH 3012 Pittsburgh, PA 15213		Public	Immigration, Internal Migration, Local Labor Market Adj Following the U S Housing Bust	39,661
Center for Economic and Policy Research1611 Connecticut Avenue NW Ste 400 Washington, DC 20009		Public	Private Equity at Work	35,000
College of William and Mary Department of Economics PO Box 8795 Williamsburg, VA 23187		Public	Consequences of the Great Recession on Health and Health-Related Outcomes	85,487
Columbia UniversityDepartment of Economics 1022 International Affairs Building New York, NY 10027		Public	Is there a "Cleansing Effect" of Recessions? An Analysis	104,100
Columbia UniversityDepartment of Sociology 601B Knox Hall -- MC9649 606 W 122nd Street New York, NY 10027		Public	SES "Sunshine" and the Evolution of Executive Compensation Network	16,145
Columbia UniversityColumbia University School of Social Work 1255 Amsterdam Avenue New York, NY 10027		Public	Inequality in Child Development & Public Policy in Australia, Canada, UK, & U S	90,656
Cornell UniversityDepartment of Government 214 White Hall Ithaca, NY 14853		Public	The Great Recession & State Criminal Justice Policy Explaining the Unexpected	51,664
CUNY Graduate Center365 Fifth Avenue New York, NY 10016		Public	The Occupy Wall Street Movement	33,000
Harvard University1050 Massachusetts Ave 3rd Floor Cambridge, MA 02138		Public	Employment and Wages in Recession and Recovery, 1954-2010	74,800
Institute for Policy Research1200 18th Street NW Suite 301 Washington, DC 20036		Public	Low-Wage Women and the Great Recession	35,000
Johns Hopkins UniversityCharles 34th Streets Baltimore, MD 21218		Public	The Great Recession and the Social Safety Net	76,212
Massachusetts Institute of TechnologyDepartment of Political Science 77 Massachusetts Avenue Room E53-470 Cambridge, MA 02318		Public	Dire States Fiscal Effects and Policy Choices During the Great Recession	55,693
National Academy of Social Insurance1776 Massachusetts Ave NW Suite 400 Washington, DC 20036		Public	The Unemployed during the Great Recession Policy Research	35,000
National Opinion Research Center 1155 East 60th Street Chicago, IL 60637		Public	The Great Recession and Married Parents' Use of Time	49,704
New York UniversityDepart of Sociology 295 Lafayette St Room 4103 New York, NY 10012		Public	Penalties for Paid and Unpaid Care Work	118,130
New York UniversityFurman Center for Real Estate and Urban Policy 139 MacDougal Street 2 New York, NY 10012		Public	The Six Trillion Dollar Loss of Housing Wealth in the Great Recession	71,916
New York UniversityDepartment of Sociology 295 Lafayette St 4th Floor New York, NY 10012		Public	A Broken Public? Response and Nonresponse to the Great Recession	138,672
New York UniversityDepartment of Sociology 295 Lafayette St 4th Floor New York, NY 10011		Public	Rich People's Movements Individual Political Donors in an Age of Inequality	35,000
Northwestern UniversitySchool of Education and Social Policy Annenberg Hall Room 205 2120 Evanston, IL 60208		Public	Understanding Food Insecurity During the Great Recession	72,571
Princeton UniversityDepartment of Sociology Wallace Hall Princeton, NJ 08544		Public	Immigrant Transnational Organizations and Development	23,480
Princeton UniversityDepartment of Politics 135 Corwin Hall Princeton, NJ 08544		Public	The Political Economy of Public Pension Funding	49,488
Princeton UniversityDepartment of Politics Corwin Hall Princeton, NJ 08544		Public	Economic Inequality and Political Representation - Data Preparation and Archiving	29,267
Princeton UniversityDepartment of Politics Corwin Hall Princeton, NJ 08544		Public	Representational Inequality and Campaign Finance Regulation in the U S	45,308
Russell Sage Foundation112 East 64th St New York, NY 10065		Self	Psychology of Cultural Contact Advisory Committee	8,020
Russell Sage Foundation112 East 64th St New York, NY 10065		Self	Social Inequality Advisory Committee	6,078
Russell Sage Foundation112 East 64th St New York, NY 10065		Self	A Conference and Edited Volume on Poverty, Inequality & Immigration	32,500
Russell Sage Foundation112 East 64th St New York, NY 10065		Self	Fear and Anxiety over National Identity	30,593

Form 990PF Part XV Line 3 - Grants and Contributions Paid During the Year or Approved for Future Payment

Recipient	If recipient is an individual, show any relationship to any foundation manager or substantial contributor	Foundation status of recipient	Purpose of grant or contribution	Amount
Name and address (home or business)				
a Paid during the year				
Russell Sage Foundation112 East 64th St New York, NY 10065		Self	Behavioral Economics Advisory Committee	5,039
Russell Sage Foundation112 East 64th St New York, NY 10065		Self	Behavioral Economics Roundtable	220,898
Russell Sage Foundation112 East 64th St New York, NY 10065		Self	Consumer Finance Working Group	21,645
Russell Sage Foundation112 East 64th St New York, NY 10065		Self	Future of Work Advisory Committee	8,102
Russell Sage Foundation112 East 64th St New York, NY 10065		Self	Series of Policy Briefs on Care Work, Edited by Nancy Folbre & Leonila Vega	3,000
Russell Sage Foundation112 East 64th St New York, NY 10065		Self	Working Group - Social and Economic Organization of Care Work in the U S	148,751
Russell Sage Foundation112 East 64th St New York, NY 10065		Self	Cultural Contact and Immigration Working Group	83,156
Russell Sage Foundation112 East 64th St New York, NY 10065		Self	Rethinking the Financial System	40,956
Russell Sage Foundation112 East 64th St New York, NY 10065		Self	Analysis That Examined the Effects of Rising State-Level Income Inequality	9,295
Russell Sage Foundation112 East 64th St New York, NY 10065		Self	Mechanisms of Intergenerational Family Transmission of Advantage & Disadvantage	11,705
Russell Sage Foundation112 East 64th St New York, NY 10065		Self	Immigration Advisory Committee	8,033
Russell Sage Foundation112 East 64th St New York, NY 10065		Self	Consortium Membership in the New York Census Research Data Center	35,000
Stanford UniversityDepartment of Sociology 450 Serra Mall Building 80 Stanford, CA 93405		Public	Monitoring the Great Recession	97,644
Stanford UniversityDepartment of Sociology 450 Serra Mall Building 80 Stanford, CA 93405		Public	Measuring Intergenerational Economic Mobility with Tax-Return Data	44,184
The Urban Institute2100 M Street NW Washington,DC 20037		Public	The Financial Crisis, Great Recession, and Retirement Security	105,584
The Urban Institute2100 M Street NW Washington,DC 20037		Public	Wealth Loss during the Great Recession Facts, Impacts, and Policy Remedies	95,000
Tufts UniversityDept of Political Science Packard Hall Medford,MA 02155		Public	Politicized Identities and Public Opinion about Political Representation	35,000
University of Wisconsin-Madison LaFollette School of Public Affairs 1225 Observatory Drive Madison, WI 53706		Public	Toward Improving Our Understanding of the Tie Between Socio-Economic Status	2,250
University of CA Los Angeles Department of Soc Haines Hall 264 Los Angeles, CA 90024		Public	Second Generation Trajectories	81,045
University of California Berkeley Goldman School of Public Policy 2607 Hearst Avenue Berkeley, CA 94720		Public	The Labor Market in the Great Recession What Role for the Supply Side?	65,970
University of California Los Angeles 422B Franz Hall Department of Psychology Los Angeles, CA 90095		Public	Policing Equity Scaffolding the Future of Racial and Gender Equity Research in Law Enforcement	204,406
University of California Los Angeles Department of Psychology Franz Hall 405 Hilgard Avenue Los Angeles, CA 90095		Public	The Effects of the Great Recession on Young People's Values and Beliefs	78,629
University of California Los Angeles 385 Charles E Young Dr E 1242 Law Building Los Angeles, CA 90095		Public	Employment Regulations After the Demise of the Standard Employment Contract	25,664
University of California Santa BarbaraDepartment of Sociology Santa Barbara, CA 93106		Public	Intergenerational Transmission & Determinants of Working in Care Occupations	52,110
University of ChicagoSchool of Social Service Administra ion 969 East 60th Street Chicago, IL 60637		Public	Places in Need The Changing Geography of Poverty and the American Safety Net	42,310
University of Massachusetts AmherstDepartment of Economics Thompson Hall Amherst, MA 02138		Public	Care Time Improving Measurement and Valuation	2,500
University of Massachusetts Boston 100 Morrissey Blvd Weatley 4/018 Boston, MA 02125		Public	Evaluating the Performance of State Social Safety Nets Racial and Ethnic Inequality	17,051
University of Massachusetts-AmherstDepart of Economics Thompson Hall Amherst, MA 01003		Public	The Social Organization of Care Provision	15,874
University of MichiganDepartment of Sociology 500 South State Street Ann Arbor, MI 48109		Public	Recessionary Events and their Relationship to Health	72,583
University of New MexicoDepartment of Political Science MSC05 3070 1 University of New Mexi Albuquerque, NM 87131		Public	The Great Recession Implications for Minority and Immigrant Communities'	47,434


Form 990PF Part XV Line 3 - Grants and Contributions Paid During the Year or Approved for Future Payment

Recipient	If recipient is an individual, show any relationship to any foundation manager or substantial contributor	Foundation status of recipient	Purpose of grant or contribution	Amount
Name and address (home or business)				
a <i>Paid during the year</i>				
University of Notre DameDepartment of Economics and Econometrics 440 Flanner Hall Notre Dame, IN 46556		Public	The Great Recession and Public Education	85,967
University of PittsburghJoseph M Katz Graduate School of Business 362 Mervis Hall Pittsburgh, PA 15251		Public	The Effects of Employment-Status Congruence Outcomes in Long-Term Care	159,477
University of Wisconsin-Madison 1180 Observatory Dr 3420 Social Science Building Madison, WI 53706		Public	Cross-National Research on the Intergenerational Transmission of Advantage	27,751
University of Wisconsin-Madison 1180 Observatory Dr Madison, WI 53706		Public	Cross-National Research on the Intergenerational Transmission of Advantage	2,248
Washington UniversityWeidenbaum Center on the Economy Govt Public Policy Seigle Hall Ste St Louis, MO 63130		Public	The Great Recession and Public Attitudes Toward the Role of Government	50,353
Total  3a				3,872,440

Form 990PF Part XV Line 3 - Grants and Contributions Paid During the Year or Approved for Future Payment

Recipient	If recipient is an individual, show any relationship to any foundation manager or substantial contributor	Foundation status of recipient	Purpose of grant or contribution	Amount
Name and address (home or business)				
b <i>Approved for future payment</i>				
Brown UniversitySpatial Structures in the Social Sciences Box 1916 Providence, RI 02912		Public	US 2010 America After the First Decade of the New Century	440,448
Carnegie Mellon UniversityH John Heinz III College 4800 Forbes Avenue HBH 3012 Pittsburgh, PA 15213		Public	Immigration, Internal Migration, Local Labor Market Adj Following the U S Housing Bust	36,570
Center for American Progress1333 H Street NW 10th fl Washington, DC 20005		Public	The Middle Class and Economic Growth An Economic Paper Series	35,000
College of William and Mary Department of Economics PO Box 8795 Williamsburg, VA 23187		Public	Consequences of the Great Recession on Health and Health-Related Outcomes	54,880
Columbia UniversityDepartment of Economics 1022 International Affairs Building New York, NY 10027		Public	Is there a "Cleansing Effect" of Recessions? An Analysis	64,101
Columbia UniversityMailman School of Public Health 600 West 168th Street 6th Floor New York, NY 10032		Public	The Great Recession and Fringe Banking	150,463
Columbia UniversityColumbia University School of Social Work 1255 Amsterdam Avenue New York, NY 10027		Public	Inequality in Child Development & Public Policy in Australia, Canada, UK, & U S	98,877
Columbia UniversityDepartment of Political Science 7th FI IAB 420 West 118th Street New York, NY 10027		Public	Contemporary Racial Inequality in the U S	28,000
Cornell UniversityDepartment of Government 214 White Hall Ithaca, NY 14853		Public	The Great Recession & State Criminal Justice Policy Explaining the Unexpected	26,102
Georgetown UniversityDepartment of Economics ICC 570 Washington, DC 20057		Public	Measuring Upward Economic Mobility	77,829
Harvard University1050 Massachusetts Ave 3rd Floor Cambridge, MA 02138		Public	Employment and Wages in Recession and Recovery, 1954-2010	148,450
Haverford College370 Lancaster Avenue Haverford, PA 19041		Public	Can Behavior in Lab Exp Explain Gender Differences in Labor Market Outcomes?	35,000
Johns Hopkins UniversityDepartment of Sociology Megenthaler Hall Baltimore, MD 21218		Public	Polarization of Family Formulation & of the Labor Market Are They Related?	106,687
Johns Hopkins UniversityCharles 34th Streets Baltimore, MD 21218		Public	The Great Recession and the Social Safety Net	197,219
Massachusetts Institute of TechnologyDepartment of Economics 50 Memorial Drive E52-371 Cambridge, MA 02142		Public	The Impact of Adverse Employment Shocks on Risky Behaviors and Outcomes	237,460
Massachusetts Institute of TechnologySloan School of Management 50 Memorial Drive E52-586 Cambridge, MA 02142		Public	Skill and Hiring in American Manufacturing	35,000
Massachusetts Institute of TechnologyDepartment of Political Science 77 Massachusetts Avenue Room E53-470 Cambridge, MA 02318		Public	Dire States Fiscal Effects and Policy Choices During the Great Recession	30,320
National Opinion Research Center 1155 East 60th Street Chicago, IL 60637		Public	The Great Recession and Married Parents' Use of Time	33,136
New York UniversityFurman Center for Real Estate and Urban Policy 139 MacDougal Street 2 New York, NY 10012		Public	The Six Trillion Dollar Loss of Housing Wealth in the Great Recession	73,697
Northwestern UniversitySchool of Education and Social Policy Annenberg Hall Room 205 2120 Evanston, IL 60208		Public	Understanding Food Insecurity During the Great Recession	74,043
Princeton UniversityDepartment of Politics Princeton, NJ 08544		Public	The Political Economy of Public Pension Funding	61,984
Princeton UniversityDepartment of Politics Corwin Hall Princeton, NJ 08544		Public	Representational Inequality and Campaign Finance Regulation in the U S	34,745
Princeton UniversityDepartment of Sociology 5 New South Building Princeton, NJ 08544		Public	A Book on The Growth and Consequences of American Economic Inequality	70,615
Russell Sage Foundation112 East 64th St New York, NY 10065		Self	Psychology of Cultural Contact Advisory Committee	3,980
Russell Sage Foundation112 East 64th St New York, NY 10065		Self	Social Inequality Advisory Committee	2,922
Russell Sage Foundation112 East 64th St New York, NY 10065		Self	A Conference and Edited Volume on Poverty, Inequality & Immigration	13,500
Russell Sage Foundation112 East 64th St New York, NY 10065		Self	Fear and Anxiety over National Identity	4,407
Russell Sage Foundation112 East 64th St New York, NY 10065		Self	Behavioral Economics Advisory Committee	2,461
Russell Sage Foundation112 East 64th St New York, NY 10065		Self	Behavioral Economics Roundtable	339,057
Russell Sage Foundation112 East 64th St New York, NY 10065		Self	Consumer Finance Working Group	111,399

Form 990PF Part XV Line 3 - Grants and Contributions Paid During the Year or Approved for Future Payment

Recipient	If recipient is an individual, show any relationship to any foundation manager or substantial contributor	Foundation status of recipient	Purpose of grant or contribution	Amount
Name and address (home or business)				
b <i>Approved for future payment</i>				
Russell Sage Foundation112 East 64th St New York, NY 10065		Self	Future of Work Advisory Committee	2,397
Russell Sage Foundation112 East 64th St New York, NY 10065		Self	Series of Policy Briefs on Care Work, Edited by Nancy Folbre & Leonila Vega	6,000
Russell Sage Foundation112 East 64th St New York, NY 10065		Self	Working Group - Social and Economic Organization of Care Work in the U S	51,249
Russell Sage Foundation112 East 64th St New York, NY 10065		Self	Cultural Contact and Immigration Working Group	106,938
Russell Sage Foundation112 East 64th St New York, NY 10065		Self	Great Recession Working Conferences	88,975
Russell Sage Foundation112 East 64th St New York, NY 10065		Self	Rethinking the Financial System	63,644
Russell Sage Foundation112 East 64th St New York, NY 10065		Self	Analysis That Examined the Effects of Rising State-Level Income Inequality	460
Russell Sage Foundation112 East 64th St New York, NY 10065		Self	Conference for the Multi-Authored Volume Living in a High-Inequality Regime	14,344
Russell Sage Foundation112 East 64th St New York, NY 10065		Self	Religion and Inequality in America	10,000
Russell Sage Foundation112 East 64th St New York, NY 10065		Self	Legacy of the War on Poverty	35,000
Russell Sage Foundation112 East 64th St New York, NY 10065		Self	Immigration Advisory Committee	2,967
Russell Sage Foundation112 East 64th St New York, NY 10065		Self	Consortium Membership in the New York Census Research Data Center	70,000
Stanford UniversityDepartment of Sociology 450 Serra Mall Building 80 Stanford, CA 93405		Public	Measuring Intergenerational Economic Mobility with Tax-Return Data	44,184
The Urban Institute2100 M Street NW Washington, DC 20037		Public	The Financial Crisis, Great Recession, and Retirement Security	100,054
University of Wisconsin-Madison LaFollette School of Public Affairs 1225 Observatory Drive Madison, WI 53706		Public	Toward Improving Our Understanding of the Tie Between Socio-Economic Status	80,344
University of California Berkeley Goldman School of Public Policy 2607 Hearst Avenue Berkeley, CA 94720		Public	The Labor Market in the Great Recession What Role for the Supply Side?	90,300
University of California Los Angeles 422B Franz Hall Department of Psychology Los Angeles, CA 90095		Public	Policing Equity Scaffolding the Future of Racial and Gender Equity Research in Law Enforcement	177,263
University of California Los Angeles Department of Psychology Franz Hall 405 Hilgard Avenue Los Angeles, CA 90095		Public	The Effects of the Great Recession on Young People's Values and Beliefs	81,363
University of California Santa Barbara Department of Sociology Santa Barbara, CA 93106		Public	Intergenerational Transmission & Determinants of Working in Care Occupations	7,890
University of ChicagoSchool of Social Service Administration 969 East 60th Street Chicago, IL 60637		Public	Places in Need The Changing Geography of Poverty and the American Safety Net	25,313
University of Massachusetts Amherst Department of Economics Thompson Hall Amherst, MA 01003		Public	Care Time Improving Measurement and Valuation	4,500
University of Massachusetts-Amherst Depart of Economics Thompson Hall Amherst, MA 01003		Public	The Social Organization of Care Provision	27,225
University of Michigan426 Thompson Street 3240 Institute for Social Research Ann Arbor, MI 48109		Public	Wealth after the Great Recession Who Lost, Who Recovered, and Why?	169,535
University of New MexicoDepartment of Political Science MSC05 3070 1 University of New Mexico Albuquerque, NM 87131		Public	The Great Recession Implications for Minority and Immigrant Communities'	52,919
University of Notre DameDepartment of Economics and Econometrics 440 Flanner Hall Notre Dame, IN 46556		Public	The Great Recession and Public Education	84,876
Washington UniversityWeidenbaum Center on the Economy Govt Public Policy Seigle Hall Ste St Louis, MO 63130		Public	The Great Recession and Public Attitudes Toward the Role of Government	151,059
Total  3b				4,177,151