



See a Social Security Number? Say Something!
Report Privacy Problems to <https://public.resource.org/privacy>
Or call the IRS Identity Theft Hotline at 1-800-908-4490



Form **990-PF**

Department of the Treasury
Internal Revenue Service

Return of Private Foundation
or Section 4947(a)(1) Nonexempt Charitable Trust
Treated as a Private Foundation

Note. The foundation may be able to use a copy of this return to satisfy state reporting requirements

OMB No 1545-0052

2011

For calendar year 2011, or tax year beginning 08-01-2011 , and ending 07-31-2012

G Check all that apply

☐ Initial return

☐ Initial return of a former public charity

☐ Final return

☐ Amended return

☐ Address change

☐ Name change

Name of foundation
HARCOURT M & VIRGINIA W SYLVESTER
FOUNDATION INC

A Employer identification number
59-2018824

Number and street (or P O box number if mail is not delivered to street address)
WELLS FARGO BANK NA 255 S COUNTY
ROAD

Room/suite

B Telephone number (see page 10 of the instructions)
(561) 820-1012

City or town, state, and ZIP code
PALM BEACH, FL 33480

C If exemption application is pending, check here ☐

D 1. Foreign organizations, check here ☐

2. Foreign organizations meeting the 85% test, check here and attach computation ☐

H Check type of organization ☒ Section 501(c)(3) exempt private foundation
☐ Section 4947(a)(1) nonexempt charitable trust ☐ Other taxable private foundation

E If private foundation status was terminated under section 507(b)(1)(A), check here ☐

F If the foundation is in a 60-month termination under section 507(b)(1)(B), check here ☐

I Fair market value of all assets at end of year (from Part II, col. (c), line 16)**\$** 32,342,241





J Accounting method ☐ Cash ☒ Accrual
☐ Other (specify) _____
(Part I, column (d) must be on cash basis.)



Part I Analysis of Revenue and Expenses (The total of amounts in columns (b), (c), and (d) may not necessarily equal the amounts in column (a) (see page 11 of the instructions))		(a) Revenue and expenses per books	(b) Net investment income	(c) Adjusted net income	(d) Disbursements for charitable purposes (cash basis only)
Revenue	1 Contributions, gifts, grants, etc , received (attach schedule)				
	2 Check <input checked="" type="checkbox"/> if the foundation is not required to attach Sch B				
	3 Interest on savings and temporary cash investments	444,107	444,107		
	4 Dividends and interest from securities.	478,428	478,428		
	5a Gross rents				
	b Net rental income or (loss) _____				
	6a Net gain or (loss) from sale of assets not on line 10	196,123			
	b Gross sales price for all assets on line 6a <u>21,981,319</u>				
	7 Capital gain net income (from Part IV, line 2)		217,410		
	8 Net short-term capital gain				
	9 Income modifications				
	10a Gross sales less returns and allowances				
Operating and Administrative Expenses	b Less Cost of goods sold				
	c Gross profit or (loss) (attach schedule)				
	11 Other income (attach schedule)	438,686	438,686		
	12 Total. Add lines 1 through 11	1,557,344	1,578,631		
	13 Compensation of officers, directors, trustees, etc	60,000	30,000		0
	14 Other employee salaries and wages				
	15 Pension plans, employee benefits				
	16a Legal fees (attach schedule).	11,250	0		0
	b Accounting fees (attach schedule).	14,402	7,200		0
	c Other professional fees (attach schedule)	133,779	133,779		0
	17 Interest				
	18 Taxes (attach schedule) (see page 14 of the instructions)	9,080	9,080		0
	19 Depreciation (attach schedule) and depletion . . .				
	20 Occupancy				
	21 Travel, conferences, and meetings				
	22 Printing and publications				
	23 Other expenses (attach schedule).	24,544	19,537		0
	24 Total operating and administrative expenses.				
	Add lines 13 through 23	253,055	199,596		0
	25 Contributions, gifts, grants paid	832,500			832,500
	26 Total expenses and disbursements. Add lines 24 and 25	1,085,555	199,596		832,500
	27 Subtract line 26 from line 12				
	a Excess of revenue over expenses and disbursements	471,789			
	b Net investment income (if negative, enter -0-)		1,379,035		
	c Adjusted net income (if negative, enter -0-)				

For Privacy Act and Paperwork Reduction Act Notice, see page 30 of the instructions.

Cat No 11289X

Form **990-PF** (2011)

Part II Balance Sheets		Attached schedules and amounts in the description column should be for end-of-year amounts only (See instructions)	Beginning of year	End of year	
			(a) Book Value	(b) Book Value	(c) Fair Market Value
Assets	1	Cash—non-interest-bearing			
	2	Savings and temporary cash investments			
	3	Accounts receivable ▶ _____ Less allowance for doubtful accounts ▶ _____			
	4	Pledges receivable ▶ _____ Less allowance for doubtful accounts ▶ _____			
	5	Grants receivable			
	6	Receivables due from officers, directors, trustees, and other disqualified persons (attach schedule) (see page 15 of the instructions)			
	7	Other notes and loans receivable (attach schedule) ▶ _____ Less allowance for doubtful accounts ▶ _____			
	8	Inventories for sale or use			
	9	Prepaid expenses and deferred charges	5,819	1,963	1,963
	10a	Investments—U S and state government obligations (attach schedule)	3,076,558	 4,389,064	4,501,975
	b	Investments—corporate stock (attach schedule)	19,884,168	 16,916,878	18,135,538
	c	Investments—corporate bonds (attach schedule).	4,636,817	 5,750,013	6,035,781
	11	Investments—land, buildings, and equipment basis ▶ _____ Less accumulated depreciation (attach schedule) ▶ _____			
	12	Investments—mortgage loans			
	13	Investments—other (attach schedule)	1,679,185	 3,666,984	3,666,984
	14	Land, buildings, and equipment basis ▶ _____ Less accumulated depreciation (attach schedule) ▶ _____			
15	Other assets (describe ▶ _____)				
16	Total assets (to be completed by all filers—see the instructions Also, see page 1, item I)	29,282,547	30,724,902	32,342,241	
Liabilities	17	Accounts payable and accrued expenses	68,500	9,237	
	18	Grants payable			
	19	Deferred revenue			
	20	Loans from officers, directors, trustees, and other disqualified persons			
	21	Mortgages and other notes payable (attach schedule)			
	22	Other liabilities (describe ▶ _____)			
	23	Total liabilities (add lines 17 through 22)	68,500	9,237	
Net Assets or Fund Balances	Foundations that follow SFAS 117, check here ▶ <input type="checkbox"/> and complete lines 24 through 26 and lines 30 and 31.				
	24	Unrestricted			
	25	Temporarily restricted			
	26	Permanently restricted			
	Foundations that do not follow SFAS 117, check here ▶ <input checked="" type="checkbox"/> and complete lines 27 through 31.				
	27	Capital stock, trust principal, or current funds	29,529,049	29,529,049	
	28	Paid-in or capital surplus, or land, bldg , and equipment fund	0	0	
	29	Retained earnings, accumulated income, endowment, or other funds	-315,002	1,186,616	
	30	Total net assets or fund balances (see page 17 of the instructions)	29,214,047	30,715,665	
	31	Total liabilities and net assets/fund balances (see page 17 of the instructions)	29,282,547	30,724,902	

Part III Analysis of Changes in Net Assets or Fund Balances		
1	Total net assets or fund balances at beginning of year—Part II, column (a), line 30 (must agree with end-of-year figure reported on prior year’s return)	1 29,214,047
2	Enter amount from Part I, line 27a	2 471,789
3	Other increases not included in line 2 (itemize) ▶ 	3 1,061,684
4	Add lines 1, 2, and 3	4 30,747,520
5	Decreases not included in line 2 (itemize) ▶ 	5 31,855
6	Total net assets or fund balances at end of year (line 4 minus line 5)—Part II, column (b), line 30	6 30,715,665

Part IV Capital Gains and Losses for Tax on Investment Income

(a) List and describe the kind(s) of property sold (e g , real estate, 2-story brick warehouse, or common stock, 200 shs MLC Co)		(b) How acquired P—Purchase D—Donation	(c) Date acquired (mo , day, yr)	(d) Date sold (mo , day, yr)
1a	See Additional Data Table			
b				
c				
d				
e				

(e) Gross sales price	(f) Depreciation allowed (or allowable)	(g) Cost or other basis plus expense of sale	(h) Gain or (loss) (e) plus (f) minus (g)
a See Additional Data Table			
b			
c			
d			
e			

Complete only for assets showing gain in column (h) and owned by the foundation on 12/31/69			(l) Gains (Col (h) gain minus col (k), but not less than -0-) or Losses (from col (h))
(i) F M V as of 12/31/69	(j) Adjusted basis as of 12/31/69	(k) Excess of col (i) over col (j), if any	
a See Additional Data Table			
b			
c			
d			
e			

2	Capital gain net income or (net capital loss)	{ If gain, also enter in Part I, line 7 If (loss), enter -0- in Part I, line 7 }	2	217,410
3	Net short-term capital gain or (loss) as defined in sections 1222(5) and (6) If gain, also enter in Part I, line 8, column (c) (see pages 13 and 17 of the instructions) If (loss), enter -0- in Part I, line 8		3	

Part V Qualification Under Section 4940(e) for Reduced Tax on Net Investment Income

(For optional use by domestic private foundations subject to the section 4940(a) tax on net investment income)

If section 4940(d)(2) applies, leave this part blank

Was the foundation liable for the section 4942 tax on the distributable amount of any year in the base period? ☐ Yes ☒ No

If "Yes," the foundation does not qualify under section 4940(e) Do not complete this part

1 Enter the appropriate amount in each column for each year, see page 18 of the instructions before making any entries

(a) Base period years Calendar year (or tax year beginning in)	(b) Adjusted qualifying distributions	(c) Net value of noncharitable-use assets	(d) Distribution ratio (col (b) divided by col (c))
2010	1,944,800	30,057,169	0 064703
2009	3,030,642	29,619,730	0 102318
2008	1,863,940	29,160,927	0 063919
2007	1,218,752	38,206,791	0 031899
2006	3,090,930	38,063,350	0 081205

2	Total of line 1, column (d).	2	0 344044
3	Average distribution ratio for the 5-year base period—divide the total on line 2 by 5, or by the number of years the foundation has been in existence if less than 5 years	3	0 068809
4	Enter the net value of noncharitable-use assets for 2011 from Part X, line 5.	4	31,189,587
5	Multiply line 4 by line 3.	5	2,146,124
6	Enter 1% of net investment income (1% of Part I, line 27b).	6	13,790
7	Add lines 5 and 6.	7	2,159,914
8	Enter qualifying distributions from Part XII, line 4.	8	832,500

If line 8 is equal to or greater than line 7, check the box in Part VI, line 1b, and complete that part using a 1% tax rate See the Part VI instructions on page 18

Part VIExcise Tax Based on Investment Income (Section 4940(a), 4940(b), 4940(e), or 4948—see page 18 of the instructions)

1a		Exempt operating foundations described in section 4940(d)(2), check here <input type="checkbox"/> and enter "N/A" on line 1			
		Date of ruling or determination letter _____ (attach copy of letter if necessary—see instructions)			
b		Domestic foundations that meet the section 4940(e) requirements in Part V, check here <input type="checkbox"/> and enter 1% of Part I, line 27b		1	27,581
c		All other domestic foundations enter 2% of line 27b Exempt foreign organizations enter 4% of Part I, line 12, col (b)			
2		Tax under section 511 (domestic section 4947(a)(1) trusts and taxable foundations only Others enter -0-)		2	0
3		Add lines 1 and 2.		3	27,581
4		Subtitle A (income) tax (domestic section 4947(a)(1) trusts and taxable foundations only Others enter -0-)		4	0
5		Tax based on investment income. Subtract line 4 from line 3 If zero or less, enter -0-		5	27,581
6		Credits/Payments			
a		2011 estimated tax payments and 2010 overpayment credited to 2011	6a	5,009	
b		Exempt foreign organizations—tax withheld at source	6b		
c		Tax paid with application for extension of time to file (Form 8868)	6c	25,000	
d		Backup withholding erroneously withheld	6d		
7		Total credits and payments Add lines 6a through 6d.		7	30,009
8		Enter any penalty for underpayment of estimated tax Check here <input checked="" type="checkbox"/> if Form 2220 is attached		8	465
9		Tax due. If the total of lines 5 and 8 is more than line 7, enter amount owed		9	
10		Overpayment. If line 7 is more than the total of lines 5 and 8, enter the amount overpaid.		10	1,963
11		Enter the amount of line 10 to be Credited to 2012 estimated tax	1,963	Refunded	0

Part VII-AStatements Regarding Activities

1a	During the tax year, did the foundation attempt to influence any national, state, or local legislation or did it participate or intervene in any political campaign?		Yes	No
		1a		No
b	Did it spend more than \$100 during the year (either directly or indirectly) for political purposes (see page 19 of the instructions for definition)?			No
	If the answer is "Yes" to 1a or 1b, attach a detailed description of the activities and copies of any materials published or distributed by the foundation in connection with the activities.			
c	Did the foundation file Form 1120-POL for this year?	1c		No
d	Enter the amount (if any) of tax on political expenditures (section 4955) imposed during the year (1) On the foundation \$ _____ 0 (2) On foundation managers \$ _____ 0			
e	Enter the reimbursement (if any) paid by the foundation during the year for political expenditure tax imposed on foundation managers \$ _____ 0			
2	Has the foundation engaged in any activities that have not previously been reported to the IRS? If "Yes," attach a detailed description of the activities.	2		No
3	Has the foundation made any changes, not previously reported to the IRS, in its governing instrument, articles of incorporation, or bylaws, or other similar instruments? If "Yes," attach a conformed copy of the changes	3		No
4a	Did the foundation have unrelated business gross income of \$1,000 or more during the year?	4a		No
b	If "Yes," has it filed a tax return on Form 990-T for this year?	4b		
5	Was there a liquidation, termination, dissolution, or substantial contraction during the year? If "Yes," attach the statement required by General Instruction T.	5		No
6	Are the requirements of section 508(e) (relating to sections 4941 through 4945) satisfied either • By language in the governing instrument, or • By state legislation that effectively amends the governing instrument so that no mandatory directions that conflict with the state law remain in the governing instrument?	6	Yes	
7	Did the foundation have at least \$5,000 in assets at any time during the year? If "Yes," complete Part II, col (c), and Part XV	7	Yes	
8a	Enter the states to which the foundation reports or with which it is registered (see page 19 of the instructions) FL _____			
b	If the answer is "Yes" to line 7, has the foundation furnished a copy of Form 990-PF to the Attorney General (or designate) of each state as required by General Instruction G? If "No," attach explanation .	8b	Yes	
9	Is the foundation claiming status as a private operating foundation within the meaning of section 4942(j)(3) or 4942(j)(5) for calendar year 2011 or the taxable year beginning in 2011 (see instructions for Part XIV on page 27)? If "Yes," complete Part XIV	9		No
10	Did any persons become substantial contributors during the tax year? If "Yes," attach a schedule listing their names and addresses	10		No

Part VII-A

Statements Regarding Activities *(continued)*

11	At any time during the year, did the foundation, directly or indirectly, own a controlled entity within the meaning of section 512(b)(13)? If "Yes," attach schedule (see page 20 of the instructions).	11		No
12	Did the foundation acquire a direct or indirect interest in any applicable insurance contract before August 17, 2008?	12		No
13	Did the foundation comply with the public inspection requirements for its annual returns and exemption application? Website address N/A	13	Yes	
14	The books are in care of WELLS FARGO BANK NA Telephone no (561) 820-1012 Located at 255 S COUNTY ROAD PALM BEACH FL ZIP+4 33480			
15	Section 4947(a)(1) nonexempt charitable trusts filing Form 990-PF in lieu of Form 1041—Check here and enter the amount of tax-exempt interest received or accrued during the year.			
16	At any time during calendar year 2011, did the foundation have an interest in or a signature or other authority over a bank, securities, or other financial account in a foreign country?	15		
	See the instructions for exceptions and filing requirements for Form TD F 90-22 1 If "Yes", enter the name of the foreign country	16	Yes	No

Part VII-B

Statements Regarding Activities for Which Form 4720 May Be Required

File Form 4720 if any item is checked in the "Yes" column, unless an exception applies.			Yes	No
1a	During the year did the foundation (either directly or indirectly) (1) Engage in the sale or exchange, or leasing of property with a disqualified person? (2) Borrow money from, lend money to, or otherwise extend credit to (or accept it from) a disqualified person? (3) Furnish goods, services, or facilities to (or accept them from) a disqualified person? (4) Pay compensation to, or pay or reimburse the expenses of, a disqualified person? (5) Transfer any income or assets to a disqualified person (or make any of either available for the benefit or use of a disqualified person)? (6) Agree to pay money or property to a government official? (Exception. Check "No" if the foundation agreed to make a grant to or to employ the official for a period after termination of government service, if terminating within 90 days).			
b	If any answer is "Yes" to 1a(1)–(6), did any of the acts fail to qualify under the exceptions described in Regulations section 53.4941(d)-3 or in a current notice regarding disaster assistance (see page 20 of the instructions)? Organizations relying on a current notice regarding disaster assistance check here.	1b		
c	Did the foundation engage in a prior year in any of the acts described in 1a, other than excepted acts, that were not corrected before the first day of the tax year beginning in 2011?	1c		No
2	Taxes on failure to distribute income (section 4942) (does not apply for years the foundation was a private operating foundation defined in section 4942(j)(3) or 4942(j)(5))			
a	At the end of tax year 2011, did the foundation have any undistributed income (lines 6d and 6e, Part XIII) for tax year(s) beginning before 2011? If "Yes," list the years 20 , 20 , 20 , 20			
b	Are there any years listed in 2a for which the foundation is not applying the provisions of section 4942(a)(2) (relating to incorrect valuation of assets) to the year's undistributed income? (If applying section 4942(a)(2) to all years listed, answer "No" and attach statement—see page 20 of the instructions).	2b		
c	If the provisions of section 4942(a)(2) are being applied to any of the years listed in 2a, list the years here 20 , 20 , 20 , 20			
3a	Did the foundation hold more than a 2% direct or indirect interest in any business enterprise at any time during the year?			
b	If "Yes," did it have excess business holdings in 2011 as a result of (1) any purchase by the foundation or disqualified persons after May 26, 1969, (2) the lapse of the 5-year period (or longer period approved by the Commissioner under section 4943(c)(7)) to dispose of holdings acquired by gift or bequest, or (3) the lapse of the 10-, 15-, or 20-year first phase holding period? (Use Schedule C, Form 4720, to determine if the foundation had excess business holdings in 2011.).	3b		
4a	Did the foundation invest during the year any amount in a manner that would jeopardize its charitable purposes?	4a		No
b	Did the foundation make any investment in a prior year (but after December 31, 1969) that could jeopardize its charitable purpose that had not been removed from jeopardy before the first day of the tax year beginning in 2011?	4b		No

Part VII-B

Statements Regarding Activities for Which Form 4720 May Be Required (continued)

5a	During the year did the foundation pay or incur any amount to			
	(1) Carry on propaganda, or otherwise attempt to influence legislation (section 4945(e))?	<input type="checkbox"/> Yes	<input checked="" type="checkbox"/> No	
	(2) Influence the outcome of any specific public election (see section 4955), or to carry on, directly or indirectly, any voter registration drive?	<input type="checkbox"/> Yes	<input checked="" type="checkbox"/> No	
	(3) Provide a grant to an individual for travel, study, or other similar purposes?	<input type="checkbox"/> Yes	<input checked="" type="checkbox"/> No	
	(4) Provide a grant to an organization other than a charitable, etc , organization described in section 509(a)(1), (2), or (3), or section 4940(d)(2)? (see page 22 of the instructions).	<input type="checkbox"/> Yes	<input checked="" type="checkbox"/> No	
	(5) Provide for any purpose other than religious, charitable, scientific, literary, or educational purposes, or for the prevention of cruelty to children or animals?	<input type="checkbox"/> Yes	<input checked="" type="checkbox"/> No	
b	If any answer is "Yes" to 5a(1)–(5), did any of the transactions fail to qualify under the exceptions described in Regulations section 53.4945 or in a current notice regarding disaster assistance (see page 22 of the instructions)? Organizations relying on a current notice regarding disaster assistance check here.			5b
c	If the answer is "Yes" to question 5a(4), does the foundation claim exemption from the tax because it maintained expenditure responsibility for the grant? <i>If "Yes," attach the statement required by Regulations section 53.4945–5(d).</i>	<input type="checkbox"/> Yes	<input type="checkbox"/> No	
6a	Did the foundation, during the year, receive any funds, directly or indirectly, to pay premiums on a personal benefit contract?	<input type="checkbox"/> Yes	<input checked="" type="checkbox"/> No	
b	Did the foundation, during the year, pay premiums, directly or indirectly, on a personal benefit contract? <i>If "Yes" to 6b, file Form 8870.</i>			6b
				No
7a	At any time during the tax year, was the foundation a party to a prohibited tax shelter transaction?	<input type="checkbox"/> Yes	<input checked="" type="checkbox"/> No	
b	If yes, did the foundation receive any proceeds or have any net income attributable to the transaction?			7b

Part VIII

Information About Officers, Directors, Trustees, Foundation Managers, Highly Paid Employees, and Contractors

1 List all officers, directors, trustees, foundation managers and their compensation (see page 22 of the instructions).				
(a) Name and address	(b) Title, and average hours per week devoted to position	(c) Compensation (If not paid, enter -0-)	(d) Contributions to employee benefit plans and deferred compensation	(e) Expense account, other allowances
JAYNE MALFITANO 255 S COUNTY ROAD PALM BEACH, FL 33480	PRES/SEC/DIRECTOR 20 00	0	0	0
LAURA CAMERON 255 S COUNTY ROAD PALM BEACH, FL 33480	VICE PRES/DIRECTOR 5 00	0	0	0
2 Compensation of five highest-paid employees (other than those included on line 1—see page 23 of the instructions). If none, enter "NONE."				
(a) Name and address of each employee paid more than \$50,000	(b) Title, and average hours per week devoted to position	(c) Compensation	(d) Contributions to employee benefit plans and deferred compensation	(e) Expense account, other allowances
NONE				
Total number of other employees paid over \$50,000.				0

Part VIII

Information About Officers, Directors, Trustees, Foundation Managers, Highly Paid Employees, and Contractors (continued)

3 Five highest-paid independent contractors for professional services (see page 23 of the instructions). If none, enter "NONE".		
(a) Name and address of each person paid more than \$50,000	(b) Type of service	(c) Compensation
NONE		
Total number of others receiving over \$50,000 for professional services.		0

Part IX-A

Summary of Direct Charitable Activities

List the foundation's four largest direct charitable activities during the tax year. Include relevant statistical information such as the number of organizations and other beneficiaries served, conferences convened, research papers produced, etc.	Expenses
1	
2	
3	
4	

Part IX-B

Summary of Program-Related Investments (see page 23 of the instructions)

Describe the two largest program-related investments made by the foundation during the tax year on lines 1 and 2	Amount
1	
2	
All other program-related investments. See page 24 of the instructions.	
3	
Total. Add lines 1 through 3.	0

Part X

Minimum Investment Return (All domestic foundations must complete this part. Foreign foundations, see page 24 of the instructions.)

1	Fair market value of assets not used (or held for use) directly in carrying out charitable, etc , purposes		
a	Average monthly fair market value of securities.	1a	20,377,993
b	Average of monthly cash balances.	1b	2,117,102
c	Fair market value of all other assets (see page 24 of the instructions).	1c	9,169,460
d	Total (add lines 1a, b, and c).	1d	31,664,555
e	Reduction claimed for blockage or other factors reported on lines 1a and 1c (attach detailed explanation).	1e	0
2	Acquisition indebtedness applicable to line 1 assets.	2	0
3	Subtract line 2 from line 1d.	3	31,664,555
4	Cash deemed held for charitable activities Enter 1 1/2% of line 3 (for greater amount, see page 25 of the instructions).	4	474,968
5	Net value of noncharitable-use assets. Subtract line 4 from line 3 Enter here and on Part V, line 4	5	31,189,587
6	Minimum investment return. Enter 5% of line 5.	6	1,559,479

Part XI

Distributable Amount (see page 25 of the instructions) (Section 4942(j)(3) and (j)(5) private operating foundations and certain foreign organizations check here ☒ and do not complete this part.)

1	Minimum investment return from Part X, line 6.	1	1,559,479
2a	Tax on investment income for 2011 from Part VI, line 5.	2a	27,581
b	Income tax for 2011 (This does not include the tax from Part VI).	2b	
c	Add lines 2a and 2b.	2c	27,581
3	Distributable amount before adjustments Subtract line 2c from line 1.	3	1,531,898
4	Recoveries of amounts treated as qualifying distributions.	4	0
5	Add lines 3 and 4.	5	1,531,898
6	Deduction from distributable amount (see page 25 of the instructions).	6	0
7	Distributable amount as adjusted Subtract line 6 from line 5 Enter here and on Part XIII, line 1.	7	1,531,898

Part XII

Qualifying Distributions (see page 25 of the instructions)

1	Amounts paid (including administrative expenses) to accomplish charitable, etc , purposes		
a	Expenses, contributions, gifts, etc —total from Part I, column (d), line 26.	1a	832,500
b	Program-related investments—total from Part IX-B.	1b	0
2	Amounts paid to acquire assets used (or held for use) directly in carrying out charitable, etc , purposes.	2	
3	Amounts set aside for specific charitable projects that satisfy the		
a	Suitability test (prior IRS approval required).	3a	
b	Cash distribution test (attach the required schedule).	3b	
4	Qualifying distributions. Add lines 1a through 3b Enter here and on Part V, line 8, and Part XIII, line 4	4	832,500
5	Foundations that qualify under section 4940(e) for the reduced rate of tax on net investment income Enter 1% of Part I, line 27b (see page 26 of the instructions).	5	0
6	Adjusted qualifying distributions. Subtract line 5 from line 4.	6	832,500
Note: The amount on line 6 will be used in Part V, column (b), in subsequent years when calculating whether the foundation qualifies for the section 4940(e) reduction of tax in those years			

Part XIII

Undistributed Income (see page 26 of the instructions)

	(a) Corpus	(b) Years prior to 2010	(c) 2010	(d) 2011
1 Distributable amount for 2011 from Part XI, line 7				1,531,898
2 Undistributed income, if any, as of the end of 2011				
a Enter amount for 2010 only.			0	
b Total for prior years 20____, 20____, 20____		0		
3 Excess distributions carryover, if any, to 2011				
a From 2006.	1,278,868			
b From 2007.				
c From 2008.	419,114			
d From 2009.	1,561,665			
e From 2010.	461,264			
f Total of lines 3a through e.	3,720,911			
4 Qualifying distributions for 2011 from Part XII, line 4 ▶ \$ 832,500				
a Applied to 2010, but not more than line 2a			0	
b Applied to undistributed income of prior years (Election required—see page 26 of the instructions)		0		
c Treated as distributions out of corpus (Election required—see page 26 of the instructions). . .	0			
d Applied to 2011 distributable amount.				832,500
e Remaining amount distributed out of corpus	0			
5 Excess distributions carryover applied to 2011 (If an amount appears in column (d), the same amount must be shown in column (a).)	699,398			699,398
6 Enter the net total of each column as indicated below:				
a Corpus Add lines 3f, 4c, and 4e Subtract line 5	3,021,513			
b Prior years' undistributed income Subtract line 4b from line 2b.		0		
c Enter the amount of prior years' undistributed income for which a notice of deficiency has been issued, or on which the section 4942(a) tax has been previously assessed.		0		
d Subtract line 6c from line 6b Taxable amount—see page 27 of the instructions . . .		0		
e Undistributed income for 2010 Subtract line 4a from line 2a Taxable amount—see page 27 of the instructions			0	
f Undistributed income for 2011 Subtract lines 4d and 5 from line 1 This amount must be distributed in 2011.				0
7 Amounts treated as distributions out of corpus to satisfy requirements imposed by section 170(b)(1)(F) or 4942(g)(3) (see page 27 of the instructions).	0			
8 Excess distributions carryover from 2006 not applied on line 5 or line 7 (see page 27 of the instructions).	579,470			
9 Excess distributions carryover to 2012. Subtract lines 7 and 8 from line 6a.	2,442,043			
10 Analysis of line 9				
a Excess from 2007. . . .				
b Excess from 2008. . . .	419,114			
c Excess from 2009. . . .	1,561,665			
d Excess from 2010. . . .	461,264			
e Excess from 2011. . . .				

Part XIV

Private Operating Foundations (see page 27 of the instructions and Part VII-A, question 9)

1a

If the foundation has received a ruling or determination letter that it is a private operating foundation, and the ruling is effective for 2011, enter the date of the ruling.

b

Check box to indicate whether the organization is a private operating foundation described in section 4942(j)(3) or 4942(j)(5)

☐ 4942(j)(3) or ☐ 4942(j)(5)

2a	Enter the lesser of the adjusted net income from Part I or the minimum investment return from Part X for each year listed.	Tax year	Prior 3 years			(e) Total
		(a) 2011	(b) 2010	(c) 2009	(d) 2008	
b	85% of line 2a					
c	Qualifying distributions from Part XII, line 4 for each year listed.					
d	Amounts included in line 2c not used directly for active conduct of exempt activities.					
e	Qualifying distributions made directly for active conduct of exempt activities. Subtract line 2d from line 2c.					
3	Complete 3a, b, or c for the alternative test relied upon					
a	"Assets" alternative test—enter					
	(1) Value of all assets					
	(2) Value of assets qualifying under section 4942(j)(3)(B)(i)					
b	"Endowment" alternative test— enter 2/3 of minimum investment return shown in Part X, line 6 for each year listed.					
c	"Support" alternative test—enter					
	(1) Total support other than gross investment income (interest, dividends, rents, payments on securities loans (section 512(a)(5)), or royalties).					
	(2) Support from general public and 5 or more exempt organizations as provided in section 4942(j)(3)(B)(iii).					
	(3) Largest amount of support from an exempt organization					
	(4) Gross investment income					

Part XV

Supplementary Information (Complete this part only if the organization had \$5,000 or more in assets at any time during the year—see page 27 of the instructions.)

1

Information Regarding Foundation Managers:

a

List any managers of the foundation who have contributed more than 2% of the total contributions received by the foundation before the close of any tax year (but only if they have contributed more than \$5,000) (See section 507(d)(2))

b

List any managers of the foundation who own 10% or more of the stock of a corporation (or an equally large portion of the ownership of a partnership or other entity) of which the foundation has a 10% or greater interest

2

Information Regarding Contribution, Grant, Gift, Loan, Scholarship, etc., Programs:

Check here ☐ if the foundation only makes contributions to preselected charitable organizations and does not accept unsolicited requests for funds. If the foundation makes gifts, grants, etc. (see page 28 of the instructions) to individuals or organizations under other conditions, complete items 2a, b, c, and d.

a

The name, address, and telephone number of the person to whom applications should be addressed

JAYNE MALFITANO
255 SOUTH COUNTY ROAD
PALM BEACH, FL 33480
(561) 820-1012

b

The form in which applications should be submitted and information and materials they should include

INCLUDE NAMES OF ORGANIZATION DIRECTORS AND PURPOSE OF THE GRANT

c

Any submission deadlines

NONE

d

Any restrictions or limitations on awards, such as by geographical areas, charitable fields, kinds of institutions, or other factors

NONE, OTHER THAN ORGANIZATION MUST BE EXEMPT FROM TAXES UNDER IRC 501 C 3

Part XV

Supplementary Information (continued)

3 Grants and Contributions Paid During the Year or Approved for Future Payment

Recipient	If recipient is an individual, show any relationship to any foundation manager or substantial contributor	Foundation status of recipient	Purpose of grant or contribution	Amount
Name and address (home or business)				
a Paid during the year See Additional Data Table				
Total			3a	832,500
b Approved for future payment				
Total			3b	0

Enter gross amounts unless otherwise indicated		Unrelated business income		Excluded by section 512, 513, or 514		(e) Related or exempt function income (See page 28 of the instructions)
		(a) Business code	(b) Amount	(c) Exclusion code	(d) Amount	
1	Program service revenue					
a	_____					
b	_____					
c	_____					
d	_____					
e	_____					
f	_____					
g	Fees and contracts from government agencies					
2	Membership dues and assessments. . . .					
3	Interest on savings and temporary cash investments			14	444,107	
4	Dividends and interest from securities. . . .			14	478,428	
5	Net rental income or (loss) from real estate					
a	Debt-financed property.					
b	Not debt-financed property.					
6	Net rental income or (loss) from personal property					
7	Other investment income.			14	438,686	
8	Gain or (loss) from sales of assets other than inventory			18	196,123	
9	Net income or (loss) from special events					
10	Gross profit or (loss) from sales of inventory. .					
11	Other revenue a _____					
b	_____					
c	_____					
d	_____					
e	_____					
12	Subtotal. Add columns (b), (d), and (e). .		0		1,557,344	0
13	Total. Add line 12, columns (b), (d), and (e).			13		1,557,344

[illegible]

1	Did the organization directly or indirectly engage in any of the following with any other organization described in section 501(c) of the Code (other than section 501(c)(3) organizations) or in section 527, relating to political organizations?		Yes	No
a	Transfers from the reporting foundation to a noncharitable exempt organization of			
	(1) Cash.	1a(1)		No
	(2) Other assets.	1a(2)		No
b	Other transactions			
	(1) Sales of assets to a noncharitable exempt organization.	1b(1)		No
	(2) Purchases of assets from a noncharitable exempt organization.	1b(2)		No
	(3) Rental of facilities, equipment, or other assets.	1b(3)		No
	(4) Reimbursement arrangements.	1b(4)		No
	(5) Loans or loan guarantees.	1b(5)		No
	(6) Performance of services or membership or fundraising solicitations.	1b(6)		No
c	Sharing of facilities, equipment, mailing lists, other assets, or paid employees.	1c		No
d	If the answer to any of the above is "Yes," complete the following schedule. Column (b) should always show the fair market value of the goods, other assets, or services given by the reporting foundation. If the foundation received less than fair market value in any transaction or sharing arrangement, show in column (d) the value of the goods, other assets, or services received.			

[illegible]

2a Is the foundation directly or indirectly affiliated with, or related to, one or more tax-exempt organizations described in section 501(c) of the Code (other than section 501(c)(3)) or in section 527? ☐ Yes ☒ No

b If "Yes," complete the following schedule		
(a) Name of organization	(b) Type of organization	(c) Description of relationship

Sign Here	Under penalties of perjury, I declare that I have examined this return, including accompanying schedules and statements, and to the best of my knowledge and belief, it is true, correct, and complete Declaration of preparer (other than taxpayer or fiduciary) is based on all information of which preparer has any knowledge				
	*****		2013-06-14	*****	
	Signature of officer or trustee		Date	Title	
	Paid Preparer's Use Only	Preparer's Signature	ELSA G JOHNSON	Date	Check if self-employed <input checked="" type="checkbox"/>
Firm's name		ELSA G JOHNSON PA 301 YAMATO ROAD SUITE 3120		Firm's EIN 20-1651907	
Firm's address		BOCA RATON, FL 33431		Phone no (561) 362-8300	

May the IRS discuss this return with the preparer shown above? See instructions ☒ Yes ☐ No

Form 990PF Part IV - Capital Gains and Losses for Tax on Investment Income - Columns a - d

(a) List and describe the kind(s) of property sold (e g , real estate, 2-story brick warehouse, or common stock, 200 shs MLC Co)	(b) How acquired P—Purchase D—Donation	(c) Date acquired (mo , day, yr)	(d) Date sold (mo , day, yr)
ACME PACKET INC	P		2012-07-11
ACME PACKET INC	P		2012-07-11
ACTIVISION BLIZZARD INC	P	2010-06-02	2011-09-28
ACTIVISION BLIZZARD INC	P	2010-06-02	2011-10-24
ACTIVISION BLIZZARD INC	P		2011-11-15
ADMIRAL GROUP PLC - UNSPON ADR	P	2011-01-27	2011-11-09
AGILENT TECHNOLOGIES INC	P	2010-05-26	2012-01-24
AGRIUM INC 6 750%1/15/19	P	2010-07-09	2012-01-30
AGRIUM INC 6 750%1/15/19	P	2011-06-07	2012-01-30
AIR LIQUIDE - ADR	P	2010-07-08	2012-07-02
ALEXANDRIA REAL ESTATE EQUITIES	P	2011-07-20	2012-04-12
ALLEGHENY TECHNOLOGIES INC	P	2010-05-26	2012-05-30
ALLERGAN INC	P		2011-09-28
ALLERGAN INC	P	2011-01-05	2011-11-01
ALLERGAN INC	P	2010-05-26	2012-07-12
ALLIANZ SE ADR	P		2012-06-04
ALLIANZ SE ADR	P	2010-07-07	2012-06-20
ALLSTATE CORP	P	2010-11-04	2011-09-09
ALLSTATE CORP	P	2010-05-26	2011-09-09
ALLY AUTO RECEIVABLE 1 750% 3/15/16	P	2011-07-29	2011-08-26
ALTRIA GROUP INC	P	2011-07-26	2011-08-24
ALTRIA GROUP INC	P	2010-07-08	2011-10-21
AMAZON COM INC COM	P	2009-05-04	2011-08-18
AMAZON COM INC COM	P	2009-05-04	2011-09-28
AMAZON COM INC COM	P	2009-05-04	2011-10-04
AMAZON COM INC COM	P	2009-05-04	2011-10-24
AMAZON COM INC COM	P	2009-05-04	2011-10-28
AMERICA MOVIL S A B DE CV SER L ADR	P		2012-06-04
AMERICA MOVIL S A B DE CV SER L ADR	P	2012-01-12	2012-06-20
AMERICAN CAMPUS CMNTYS INC	P	2011-08-17	2011-09-23

Form 990PF Part IV - Capital Gains and Losses for Tax on Investment Income - Columns a - d

(a) List and describe the kind(s) of property sold (e g , real estate, 2-story brick warehouse, or common stock, 200 shs MLC Co)	(b) How acquired P—Purchase D—Donation	(c) Date acquired (mo , day, yr)	(d) Date sold (mo , day, yr)
AMERICAN CAMPUS CMNTYS INC	P		2012-02-27
AMERICAN EXPRESS CO	P		2012-04-05
AMERICAN INTL GROUP 5 450% 5/18/17	P	2011-01-18	2011-08-19
AMERICAN INTL GROUP 5 450% 5/18/17	P		2012-06-04
AMERICAN INTL GROUP 6 400%12/15/20	P	2011-10-24	2012-01-30
AMERICAN TOWER CORP	P		2012-05-31
AMERICREDIT AUTOMOBI 2 860% 1/09/17	P	2011-06-08	2011-09-30
AMGEN INC 5 650%6/15/42	P	2011-06-27	2011-10-25
APACHE CORP	P	2010-11-16	2011-09-28
APACHE CORP	P	2011-03-23	2011-09-28
APACHE CORP	P	2010-06-02	2011-09-28
APACHE CORP	P		2011-12-01
APACHE CORP	P		2012-01-18
APPLE INC	P	2009-05-04	2011-08-18
APPLE INC	P	2009-05-04	2011-09-28
APPLE INC	P	2009-05-04	2011-09-29
APPLE INC	P	2009-05-04	2011-11-16
APPLE INC	P	2011-12-14	2012-02-27
ARCELORMITTAL	P	2011-06-21	2011-08-02
ARCELORMITTAL	P	2011-04-15	2011-08-05
ARCELORMITTAL	P	2012-02-02	2012-06-18
ARCELORMITTAL	P		2012-04-09
ARCELORMITTAL	P	2011-01-05	2012-04-25
ARCELORMITTAL	P	2011-06-07	2012-04-25
ASAHI KASEI CORP ADR	P	2010-07-07	2011-10-14
ASAHI KASEI CORP ADR	P	2010-07-07	2012-06-04
ASAHI KASEI CORP ADR	P	2010-07-07	2012-06-20
AT&T INC 5 500%2/01/18	P		2012-07-05
6 0000 UNITS ACQUIRED ON 12/02/10	P	2010-12-02	2011-08-22
7 0000 UNITS ACQUIRED ON 12/28/10	P	2010-12-28	2011-08-22

Form 990PF Part IV - Capital Gains and Losses for Tax on Investment Income - Columns a - d

(a) List and describe the kind(s) of property sold (e g , real estate, 2-story brick warehouse, or common stock, 200 shs MLC Co)	(b) How acquired P—Purchase D—Donation	(c) Date acquired (mo , day, yr)	(d) Date sold (mo , day, yr)
2 0000 UNITS ACQUIRED ON 07/06/10	P	2010-07-06	2011-08-22
AVALONBAY CMNTYS INC	P	2010-07-06	2011-09-23
AVALONBAY CMNTYS INC	P	2012-01-27	2012-04-12
AVALONBAY CMNTYS INC	P	2012-02-28	2012-04-12
AVALONBAY CMNTYS INC	P	2010-07-06	2012-04-12
AVON PRODS INC	P	2011-04-13	2011-11-03
AVON PRODS INC	P		2011-11-22
AXA - ADR	P	2010-07-07	2011-09-16
AXA - ADR	P	2010-10-07	2011-09-16
BAKER HUGHES INC	P	2010-07-15	2011-09-09
BANC AMER COML MTG 5 061% 3/11/41	P		2012-05-21
BANCO BILBAO VIZCAYA ARGENT- ADR	P		2011-09-19
BANCO BILBAO VIZCAYA ARGENT- ADR	P		2012-06-04
BANCO BILBAO VIZCAYA ARGENT- ADR	P	2011-05-06	2012-06-20
BANCO DO BRASIL SA ADR	P	2012-01-18	2012-06-04
BANCO DO BRASIL SA ADR	P	2012-01-18	2012-06-20
BANCO SANTANDER CEN-SPON - ADR	P	2010-07-07	2011-09-12
BANCO SANTANDER CEN-SPON - ADR	P	2010-11-10	2011-09-12
BANCO SANTANDER CEN-SPON - ADR	P	2011-02-10	2011-09-12
BANCO SANTANDER CEN-SPON - ADR	P	2011-02-10	2011-09-12
BANCO SANTANDER CEN-SPON - ADR	P	2010-11-10	2011-09-12
BANK NEW YORK MELLON CORP COM	P	2009-10-28	2011-10-25
BANK OF AMERICA CORP 5 700% 1/24/22	P	2012-01-19	2012-01-31
BANK OF AMERICA CORP 5 700% 1/24/22	P	2012-02-01	2012-05-11
BANK OF AMERICA CORP 6 500% 8/01/16	P	2010-07-08	2011-08-19
BANK OF AMERICA CORP 6 500% 8/01/16	P	2011-06-15	2011-08-19
BANK OF CHINA - UNSPN ADR	P	2010-10-25	2011-11-29
BANK OF CHINA - UNSPN ADR	P	2011-05-05	2011-11-29
BARCLAYS BANK PLC	P	2010-10-07	2011-08-09
BARRICK GOLD CORP COM	P	2010-05-26	2012-01-27

Form 990PF Part IV - Capital Gains and Losses for Tax on Investment Income - Columns a - d

(a) List and describe the kind(s) of property sold (e g , real estate, 2-story brick warehouse, or common stock, 200 shs MLC Co)	(b) How acquired P—Purchase D—Donation	(c) Date acquired (mo , day, yr)	(d) Date sold (mo , day, yr)
BARRICK GOLD CORP COM	P	2010-05-26	2012-05-30
BARRICK NA FINANCE 4 400% 5/30/21	P	2011-09-01	2012-01-13
BASF AKTIENGESELLSCHAFT - LVL 1 ADR	P	2010-07-07	2012-06-04
BASF AKTIENGESELLSCHAFT - LVL 1 ADR	P	2010-07-07	2012-06-20
BAYER AG - ADR	P	2011-10-20	2012-01-23
BAYER AG - ADR	P		2012-06-04
BAYER AG - ADR	P	2011-09-15	2012-06-20
BEST BUY INC	P	2010-05-26	2011-11-08
BG GROUP PLC - ADR	P		2011-10-24
BHP BILLITON LIMITED - ADR	P		2011-08-15
BHP BILLITON LIMITED - ADR	P	2010-10-11	2012-06-04
BHP BILLITON LIMITED - ADR	P	2011-09-01	2012-06-04
BHP BILLITON LIMITED - ADR	P	2010-07-07	2012-06-04
BHP BILLITON LIMITED - ADR	P	2010-07-07	2012-06-20
BIOMED RLTY TR INC	P		2012-03-26
BNP PARIBAS - ADR	P		2012-06-04
BNP PARIBAS - ADR	P	2010-07-07	2012-06-20
BNP PARIBAS - ADR	P	2012-02-21	2012-06-20
BORG WARNER INC	P		2012-05-14
BOSTON PROPERTIES INC COM	P	2011-07-20	2011-08-22
BOSTON PROPERTIES INC COM	P	2010-07-06	2011-08-22
BOSTON PROPERTIES INC COM	P	2010-07-06	2012-01-23
BOSTON PROPERTIES LP 3 700%11/15/18	P		2012-04-09
BP PLC - ADR	P	2012-06-14	2012-06-20
BROADCOM CORPORATION COM	P	2011-02-28	2011-09-28
BROCADE COMMUNICATIONS SYSTEMS	P	2010-05-26	2012-01-09
BROWN ADVISORY-S/C FND VAL-I	P	2010-05-24	2012-01-12
BURLINGTN NORTH SANT 3 450% 9/15/21	P	2011-08-17	2011-10-28
CAMDEN PPTY TR SH BEN INT	P	2010-07-06	2011-08-22
CAMECO CORP COM	P	2011-08-23	2011-11-14

Form 990PF Part IV - Capital Gains and Losses for Tax on Investment Income - Columns a - d

(a) List and describe the kind(s) of property sold (e g , real estate, 2-story brick warehouse, or common stock, 200 shs MLC Co)	(b) How acquired P—Purchase D—Donation	(c) Date acquired (mo , day, yr)	(d) Date sold (mo , day, yr)
CAMPUS CREST COMMUNITIES INC	P	2011-01-31	2012-01-23
CAMPUS CREST COMMUNITIES INC	P	2011-02-23	2012-01-23
CAMPUS CREST COMMUNITIES INC	P	2011-02-23	2012-01-23
CAMPUS CREST COMMUNITIES INC	P	2010-10-20	2012-01-23
CAMPUS CREST COMMUNITIES INC	P		2012-02-28
CAMPUS CREST COMMUNITIES INC	P		2012-02-29
CANON INC - ADR	P	2010-05-26	2012-01-27
CAPITAL ONE FINANCIA 3 150% 7/15/16	P	2011-07-14	2011-08-09
CARMAX AUTO OWNER TR 2 630%11/15/16	P		2011-09-30
CARNIVAL CORP	P	2010-09-08	2012-05-11
CERNER CORP COM	P	2010-05-26	2011-08-12
CERNER CORP COM	P	2010-05-26	2012-01-25
CERNER CORP COM	P	2012-01-12	2012-04-30
CERNER CORP COM	P		2012-05-15
CERNER CORP COM	P	2010-05-26	2012-05-30
CERNER CORP COM	P		2012-06-26
CHARLES SCHWAB CORP 4 950% 6/01/14	P	2010-07-19	2011-08-08
CHINA RESOURCES ENTER-SP ADR	P	2010-07-08	2012-04-05
CHIPOTLE MEXICAN GRILL INC	P	2010-07-21	2011-09-28
CHIPOTLE MEXICAN GRILL INC	P	2010-07-21	2011-10-07
CIA BRASIL DE BEDID 10 500%12/15/11	P	2010-07-13	2011-12-15
CITIGROUP INC 3 953%6/15/16	P	2011-07-26	2011-09-28
CITIGROUP INC 4 450%1/10/17	P	2012-01-03	2012-01-13
CITIGROUP INC 4 450%1/10/17	P	2012-02-29	2012-05-21
CITIGROUP INC 4 500%1/14/22	P	2011-10-25	2011-11-01
CITIGROUP INC 4 500%1/14/22	P	2012-01-10	2012-05-11
CITIGROUP INC 5 375%8/09/20	P	2011-10-11	2012-01-26
CITIGROUP INC 5 875%1/30/42	P	2012-01-19	2012-01-27
CITIGROUP INC 6 010%1/15/15	P	2012-02-15	2012-04-26
CITIGROUP INC 6 125%8/25/36	P	2012-01-23	2012-06-15

Form 990PF Part IV - Capital Gains and Losses for Tax on Investment Income - Columns a - d

(a) List and describe the kind(s) of property sold (e g , real estate, 2-story brick warehouse, or common stock, 200 shs MLC Co)	(b) How acquired P—Purchase D—Donation	(c) Date acquired (mo , day, yr)	(d) Date sold (mo , day, yr)
CITIGROUP INC 6 125%8/25/36	P	2012-01-23	2012-06-18
CNH EQUIPMENT TRUST 1 200% 5/16/16	P	2011-05-04	2011-09-06
CNH EQUIPMENT TRUST 1 290% 9/15/17	P	2011-09-14	2012-01-30
COMP PARANAENSE DE ENERGIA-CO - ADR	P	2010-07-07	2011-09-02
CORESITE REALTY CORP	P		2012-06-01
CORPORATE OFFICE PROPERTIES COM	P		2011-11-28
COSTCO WHOLESALE CORP	P	2010-06-02	2011-10-28
COSTCO WHOLESALE CORP	P	2010-05-26	2012-01-11
CREDIT SUISSE GROUP - ADR	P	2010-07-07	2012-06-04
CREDIT SUISSE GROUP - ADR	P	2011-12-22	2012-06-04
CREDIT SUISSE GROUP - ADR	P		2012-06-20
CREDIT SUISSE NEWYO 6 000% 2/15/18	P	2010-07-08	2011-08-26
CREDIT SUISSE NEWYO 6 000% 2/15/18	P	2011-01-14	2011-08-26
CREDIT SUISSE NEWYO 6 000% 2/15/18	P	2012-02-02	2012-03-22
DAIMLER AG- SPN ADR	P	2011-09-15	2012-06-04
DAIMLER AG- SPN ADR	P		2012-06-20
DARDEN RESTAURANTS INC	P	2010-12-22	2011-12-09
DARDEN RESTAURANTS INC	P	2010-12-22	2011-12-09
DARDEN RESTAURANTS INC	P	2010-06-02	2011-12-09
DARDEN RESTAURANTS INC	P	2010-06-02	2011-12-13
DARDEN RESTAURANTS INC	P	2010-06-02	2012-01-27
DASSAULT SYSTEMES S A - ADR	P	2010-07-08	2012-02-17
DAVITA INC	P	2010-05-26	2012-01-24
DAVITA INC	P	2010-05-26	2012-06-07
DCT INDUSTRIAL TRUST INC	P	2010-07-06	2011-11-28
490 0000 UNITS ACQUIRED ON 07/07/10	P	2010-07-07	2012-06-04
234 0000 UNITS ACQUIRED ON 02/21/12	P	2012-02-21	2012-06-04
DESARROLLADORA HOMEX S A DE C V ADR	P		2012-06-20
DEUTSCHE BANK AG	P	2010-07-21	2011-08-29
653 0000 UNITS ACQUIRED ON 08/31/11	P	2011-08-31	2012-06-04

Form 990PF Part IV - Capital Gains and Losses for Tax on Investment Income - Columns a - d

(a) List and describe the kind(s) of property sold (e g , real estate, 2-story brick warehouse, or common stock, 200 shs MLC Co)	(b) How acquired P—Purchase D—Donation	(c) Date acquired (mo , day, yr)	(d) Date sold (mo , day, yr)
240 0000 UNITS ACQUIRED ON 07/07/10	P	2010-07-07	2012-06-04
DEUTSCHE LUFTHANSA A G ADR	P	2010-07-07	2012-06-20
DEVON FING CORP U L 6 875% 9/30/11	P	2010-07-15	2011-09-30
15,000 0000 UNITS ACQUIRED ON 03/07/11	P	2011-03-07	2012-05-22
15,000 0000 UNITS ACQUIRED ON 03/08/11	P	2011-03-08	2012-05-22
15,000 0000 UNITS ACQUIRED ON 06/15/11	P	2011-06-15	2012-05-22
DISCOVERY COMMUNICAT 4 375% 6/15/21	P		2012-02-29
DOW CHEMICAL CO/THE 4 125% 11/15/21	P	2011-11-04	2012-07-20
DOW CHEMICAL CO/THE 4 250% 11/15/20	P	2011-12-14	2012-02-21
DREAMWORKS ANIMATION INC	P	2011-08-09	2011-11-23
DUPONT FABROS TECHNOLOGY INC	P	2010-11-15	2011-12-22
DUPONT FABROS TECHNOLOGY INC	P	2011-05-28	2011-12-22
DUPONT FABROS TECHNOLOGY INC	P	2011-03-21	2011-12-22
DUPONT FABROS TECHNOLOGY INC	P	2010-08-01	2012-05-02
DUPONT FABROS TECHNOLOGY INC	P	2011-03-21	2012-05-02
DUPONT FABROS TECHNOLOGY INC	P	2012-01-27	2012-05-02
DUPONT FABROS TECHNOLOGY INC	P	2010-07-06	2012-05-02
EASTMAN CHEMICAL CO 3 600% 8/15/22	P	2012-05-29	2012-06-11
EBAY INC	P		2012-01-27
EDISON INTL COM	P	2010-05-26	2012-01-27
EDISON INTL COM	P	2010-05-26	2012-05-18
EDWARDS LIFESCIENCES CORP	P	2011-06-23	2012-05-14
EDWARDS LIFESCIENCES CORP	P	2011-06-23	2012-06-25
EMERSON ELECTRIC CO	P		2012-05-30
ENCANA CORP	P	2010-07-08	2011-11-21
ENCANA CORP	P	2011-01-28	2011-11-21
ENERGIZER HOLDINGS INC	P	2010-05-26	2012-01-09
ENERGY TRANSFER PART 9 000% 4/15/19	P	2010-07-15	2012-02-07
ENTERPRISE PRODUCTS 6 500% 1/31/19	P	2011-01-19	2011-10-21
ENTERPRISE PRODUCTS 6 500% 1/31/19	P	2011-01-19	2012-01-24

Form 990PF Part IV - Capital Gains and Losses for Tax on Investment Income - Columns a - d

(a) List and describe the kind(s) of property sold (e g , real estate, 2-story brick warehouse, or common stock, 200 shs MLC Co)	(b) How acquired P—Purchase D—Donation	(c) Date acquired (mo , day, yr)	(d) Date sold (mo , day, yr)
EQUITY RESIDENTIAL PPTYS TR SH BEN	P	2011-07-20	2011-08-22
EQUITY RESIDENTIAL PPTYS TR SH BEN	P	2010-07-06	2011-08-22
EQUITY RESIDENTIAL PPTYS TR SH BEN	P	2012-04-27	2012-07-25
ERP OPERATING LP	P		2012-01-11
ERSTE GROUP BANK AG- ADR	P	2011-12-07	2012-07-12
ERSTE GROUP BANK AG- ADR	P	2011-12-08	2012-07-12
ESSEX PPTY TR COM	P	2011-07-20	2011-09-23
ESSEX PPTY TR COM	P	2011-07-20	2011-12-22
ESSEX PPTY TR COM	P	2010-07-06	2011-12-22
EXELIS INC	P		2012-02-10
EXELON GENERATION CO 6 200% 10/01/17	P	2010-06-30	2011-10-21
EXPEDITORS INTL WASH INC	P	2011-04-13	2012-04-25
EXTRA SPACE STORAGE INC	P	2011-07-20	2011-08-22
EXTRA SPACE STORAGE INC	P	2010-07-06	2011-08-22
EXTRA SPACE STORAGE INC	P	2010-07-06	2011-09-23
EXTRA SPACE STORAGE INC	P	2011-10-18	2011-11-04
EXTRA SPACE STORAGE INC	P	2010-07-06	2011-11-04
EXTRA SPACE STORAGE INC	P	2010-07-06	2012-07-25
EXXON MOBIL CORPORATION	P	2010-05-26	2012-07-19
EXXON MOBIL CORPORATION	P		2012-07-20
FACEBOOK INC	P		2012-06-28
FED HOME LN MTG CORP 2 500% 5/27/16	P		2012-04-30
FED HOME LN MTG CORP 3 500% 5/15/40	P		2011-08-11
FED HOME LN MTG CORP 3 500% 5/15/40	P	2011-04-13	2011-08-16
FED HOME LN MTG CORP 3 750% 3/27/19	P		2012-06-26
FED NATL MTG ASSN	P	2011-07-27	2012-04-30
FED NATL MTG ASSN	P	2010-09-16	2012-06-22
FEDERAL RLTY INVT TR SH BEN INT	P	2010-12-28	2011-08-22
FEDERAL RLTY INVT TR SH BEN INT	P	2010-07-06	2011-08-22
FEDERAL RLTY INVT TR SH BEN INT	P	2010-07-06	2011-11-28

Form 990PF Part IV - Capital Gains and Losses for Tax on Investment Income - Columns a - d

(a) List and describe the kind(s) of property sold (e g , real estate, 2-story brick warehouse, or common stock, 200 shs MLC Co)	(b) How acquired P—Purchase D—Donation	(c) Date acquired (mo , day, yr)	(d) Date sold (mo , day, yr)
FEDERAL RLTY INVNT TR SH BEN INT	P	2010-07-06	2012-01-23
FEDEX CORPORATION	P	2010-02-25	2011-10-12
FEDEX CORPORATION	P	2010-02-25	2012-06-19
FIFTH THIRD BK CINCI 4 750% 2/01/15	P	2010-07-08	2012-05-02
FIRST POTOMAC RLTY TR	P		2011-09-23
FIRST SOLAR INC	P	2010-05-26	2012-04-12
FIRST SOLAR INC	P	2011-08-10	2012-04-12
FIRST SOLAR INC	P	2011-09-26	2012-04-12
FLUOR CORP NEW	P		2011-09-28
FLUOR CORP NEW	P	2010-06-02	2012-01-18
FLUOR CORP NEW	P	2010-05-26	2012-01-23
FNMA 30 YR TBA	P	2012-01-09	2012-02-13
FNMA 30 YR TBA	P	2011-09-08	2011-10-13
FNMA 30 YR TBA	P	2011-10-06	2011-11-14
FNMA 30 YR TBA	P		2011-11-14
FNMA 30 YR TBA	P	2011-11-07	2011-12-12
FNMA POOL #AD6946	P	2010-06-04	2011-08-25
FNMA POOL #AD6946	P	2010-08-27	2011-08-25
FNMA POOL #AD6946	P	2011-01-26	2011-08-25
FNMA POOL #AD6946	P	2011-04-13	2011-08-25
FNMA POOL #AD6946	P	2010-06-04	2011-09-13
FNMA POOL #AD6946	P	2010-06-04	2011-09-26
FNMA POOL #AD6946	P	2010-08-27	2011-09-26
FNMA POOL #AD6946	P	2011-01-26	2011-09-26
FNMA POOL #AD6946	P	2011-04-13	2011-09-26
FNMA POOL #AD6946	P	2010-06-04	2011-10-25
FNMA POOL #AD6946	P	2010-08-27	2011-10-25
FNMA POOL #AD6946	P	2011-01-26	2011-10-25
FNMA POOL #AD6946	P	2011-04-13	2011-10-25
FNMA POOL #AD6946	P	2010-06-04	2011-11-25

Form 990PF Part IV - Capital Gains and Losses for Tax on Investment Income - Columns a - d

(a) List and describe the kind(s) of property sold (e g , real estate, 2-story brick warehouse, or common stock, 200 shs MLC Co)	(b) How acquired P—Purchase D—Donation	(c) Date acquired (mo , day, yr)	(d) Date sold (mo , day, yr)
FNMA POOL #AD6946	P	2010-08-27	2011-11-25
FNMA POOL #AD6946	P	2011-01-26	2011-11-25
FNMA POOL #AD6946	P	2011-04-13	2011-11-25
FNMA POOL #AD6946	P	2010-06-04	2011-12-27
FNMA POOL #AD6946	P	2010-08-27	2011-12-27
FNMA POOL #AD6946	P	2011-01-26	2011-12-27
FNMA POOL #AD6946	P	2011-04-13	2011-12-27
FNMA POOL #AD6946	P	2010-06-04	2012-01-25
FNMA POOL #AD6946	P	2010-08-27	2012-01-25
FNMA POOL #AD6946	P	2011-01-26	2012-01-25
FNMA POOL #AD6946	P	2011-04-13	2012-01-25
FNMA POOL #AD6946	P	2010-06-04	2012-02-27
FNMA POOL #AD6946	P	2010-08-27	2012-02-27
FNMA POOL #AD6946	P	2011-01-26	2012-02-27
FNMA POOL #AD6946	P	2011-04-13	2012-02-27
FNMA POOL #AD6946	P	2010-06-04	2012-03-26
FNMA POOL #AD6946	P	2010-08-27	2012-03-26
FNMA POOL #AD6946	P	2011-01-26	2012-03-26
FNMA POOL #AD6946	P	2011-04-13	2012-03-26
FNMA POOL #AD6946	P	2012-02-28	2012-03-26
FNMA POOL #AD6946	P	2010-06-04	2012-04-25
FNMA POOL #AD6946	P	2010-08-27	2012-04-25
FNMA POOL #AD6946	P	2011-01-26	2012-04-25
FNMA POOL #AD6946	P	2011-04-13	2012-04-25
FNMA POOL #AD6946	P	2012-02-28	2012-04-25
FNMA POOL #AD6946	P	2010-06-04	2012-05-25
FNMA POOL #AD6946	P	2010-08-27	2012-05-25
FNMA POOL #AD6946	P	2011-01-26	2012-05-25
FNMA POOL #AD6946	P	2011-04-13	2012-05-25
FNMA POOL #AD6946	P	2012-02-28	2012-05-25

Form 990PF Part IV - Capital Gains and Losses for Tax on Investment Income - Columns a - d

(a) List and describe the kind(s) of property sold (e g , real estate, 2-story brick warehouse, or common stock, 200 shs MLC Co)	(b) How acquired P—Purchase D—Donation	(c) Date acquired (mo , day, yr)	(d) Date sold (mo , day, yr)
FNMA POOL #AD6946	P	2010-06-04	2012-06-13
FNMA POOL #AD6946	P	2010-08-27	2012-06-13
FNMA POOL #AD6946	P	2011-01-26	2012-06-13
FNMA POOL #AD6946	P	2012-02-28	2012-06-13
FNMA POOL #AD6946	P	2011-04-13	2012-06-13
FNMA POOL #AD6946	P	2011-04-13	2012-06-25
FNMA POOL #AD6992	P	2010-06-04	2011-08-25
FNMA POOL #AD6992	P	2010-08-27	2011-08-25
FNMA POOL #AD6992	P	2011-01-26	2011-08-25
FNMA POOL #AD6992	P	2011-04-13	2011-08-25
FNMA POOL #AD6992	P	2010-06-04	2011-09-26
FNMA POOL #AD6992	P	2010-08-27	2011-09-26
FNMA POOL #AD6992	P	2011-01-26	2011-09-26
FNMA POOL #AD6992	P	2011-04-13	2011-09-26
FNMA POOL #AD6992	P	2010-06-04	2011-10-25
FNMA POOL #AD6992	P	2010-08-27	2011-10-25
FNMA POOL #AD6992	P	2011-01-26	2011-10-25
FNMA POOL #AD6992	P	2011-04-13	2011-10-25
FNMA POOL #AD6992	P	2010-06-04	2011-11-25
FNMA POOL #AD6992	P	2010-08-27	2011-11-25
FNMA POOL #AD6992	P	2011-01-26	2011-11-25
FNMA POOL #AD6992	P	2011-04-13	2011-11-25
FNMA POOL #AD6992	P	2010-06-04	2011-12-27
FNMA POOL #AD6992	P	2010-08-27	2011-12-27
FNMA POOL #AD6992	P	2011-01-26	2011-12-27
FNMA POOL #AD6992	P	2011-04-13	2011-12-27
FNMA POOL #AD6992	P	2010-06-04	2012-01-25
FNMA POOL #AD6992	P	2010-08-27	2012-01-25
FNMA POOL #AD6992	P	2011-01-26	2012-01-25
FNMA POOL #AD6992	P	2011-04-13	2012-01-25

Form 990PF Part IV - Capital Gains and Losses for Tax on Investment Income - Columns a - d

(a) List and describe the kind(s) of property sold (e g , real estate, 2-story brick warehouse, or common stock, 200 shs MLC Co)	(b) How acquired P—Purchase D—Donation	(c) Date acquired (mo , day, yr)	(d) Date sold (mo , day, yr)
FNMA POOL #AD6992	P	2010-06-04	2012-02-27
FNMA POOL #AD6992	P	2010-08-27	2012-02-27
FNMA POOL #AD6992	P	2011-01-26	2012-02-27
FNMA POOL #AD6992	P	2011-04-13	2012-02-27
FNMA POOL #AD6992	P	2010-06-04	2012-03-26
FNMA POOL #AD6992	P	2010-08-27	2012-03-26
FNMA POOL #AD6992	P	2011-01-26	2012-03-26
FNMA POOL #AD6992	P	2011-04-13	2012-03-26
FNMA POOL #AD6992	P		2012-04-25
FNMA POOL #AD6992	P		2012-05-25
FNMA POOL #AD6992	P		2012-06-13
FNMA POOL #AD6992	P	2011-04-13	2012-06-25
FNMA POOL #AH1684	P	2011-10-12	2011-12-27
FNMA POOL #AH1684	P	2011-10-12	2012-01-25
FNMA POOL #AH1684	P	2011-10-12	2012-02-27
FNMA POOL #AH1684	P		2012-03-26
FNMA POOL #AH1684	P		2012-04-25
FNMA POOL #AH1684	P		2012-05-25
FNMA POOL #AH1684	P		2012-06-25
FNMA POOL #AH1684	P		2012-07-25
FNMA POOL #AH2415	P		2011-08-25
FNMA POOL #AH2415	P		2011-09-13
FNMA POOL #AH2415	P	2011-04-13	2011-09-26
FNMA POOL #AI4147	P	2011-06-02	2011-08-25
FNMA POOL #AI4147	P	2011-06-02	2011-09-26
FNMA POOL #AI4147	P	2011-06-02	2011-10-25
FNMA POOL #AI4147	P	2011-06-02	2011-11-25
FNMA POOL #AI4147	P	2011-06-02	2011-12-27
FNMA POOL #AI4147	P	2011-06-02	2012-01-25
FNMA POOL #AI4147	P	2011-06-02	2012-02-27

Form 990PF Part IV - Capital Gains and Losses for Tax on Investment Income - Columns a - d

(a) List and describe the kind(s) of property sold (e g , real estate, 2-story brick warehouse, or common stock, 200 shs MLC Co)	(b) How acquired P—Purchase D—Donation	(c) Date acquired (mo , day, yr)	(d) Date sold (mo , day, yr)
FNMA POOL #AI4147	P	2011-06-02	2012-03-26
FNMA POOL #AI4147	P	2011-06-02	2012-04-25
FNMA POOL #AI4147	P	2011-06-02	2012-05-25
FNMA POOL #AI4147	P	2011-06-02	2012-06-25
FNMA POOL #AI4147	P	2011-06-02	2012-07-25
FNMA POOL #AI6064	P	2011-07-26	2011-08-25
FNMA POOL #AI6064	P	2011-07-26	2011-09-26
FNMA POOL #AI6064	P	2011-07-26	2011-10-25
FNMA POOL #AI6064	P	2011-07-26	2011-11-25
FNMA POOL #AI6064	P	2011-07-26	2011-12-27
FNMA POOL #AI6064	P	2011-07-26	2012-01-25
FNMA POOL #AI6064	P	2011-07-26	2012-02-27
FNMA POOL #AI6064	P		2012-03-26
FNMA POOL #AI6064	P		2012-04-25
FNMA POOL #AI6064	P		2012-05-25
FNMA POOL #AI6064	P		2012-06-25
FNMA POOL #AI6064	P		2012-07-25
FNMA POOL #AI6349	P	2011-08-09	2011-09-26
FNMA POOL #AI6349	P	2011-08-09	2011-10-25
FNMA POOL #AI6349	P	2011-08-09	2011-11-25
FNMA POOL #AI6349	P	2011-08-09	2011-12-27
FNMA POOL #AI6349	P	2011-08-09	2012-01-25
FNMA POOL #AI6349	P	2011-08-09	2012-02-27
FNMA POOL #AI6349	P		2012-03-26
FNMA POOL #AI6349	P		2012-04-25
FNMA POOL #AI6349	P		2012-05-25
FNMA POOL #AI6349	P		2012-06-25
FNMA POOL #AI6349	P		2012-07-25
FNMA POOL #AI6861	P	2011-06-28	2011-08-25
FNMA POOL #AI6861	P	2011-06-28	2011-09-26

Form 990PF Part IV - Capital Gains and Losses for Tax on Investment Income - Columns a - d

(a) List and describe the kind(s) of property sold (e g , real estate, 2-story brick warehouse, or common stock, 200 shs MLC Co)	(b) How acquired P—Purchase D—Donation	(c) Date acquired (mo , day, yr)	(d) Date sold (mo , day, yr)
FNMA POOL #AI6861	P	2011-06-28	2011-10-25
FNMA POOL #AI6861	P	2011-06-28	2011-11-25
FNMA POOL #AI6861	P	2011-06-28	2011-12-27
FNMA POOL #AI6861	P	2011-06-28	2012-01-25
FNMA POOL #AI6861	P	2011-06-28	2012-02-27
FNMA POOL #AI6861	P	2011-06-28	2012-03-26
FNMA POOL #AI6861	P	2011-06-28	2012-04-25
FNMA POOL #AI6861	P	2011-06-28	2012-05-25
FNMA POOL #AI6861	P	2011-06-28	2012-06-25
FNMA POOL #AI6861	P	2011-06-28	2012-07-25
FNMA POOL #AI8469	P	2011-08-09	2011-09-26
FNMA POOL #AI8469	P	2011-08-09	2011-10-25
FNMA POOL #AI8469	P	2011-08-09	2011-11-25
FNMA POOL #AI8469	P	2011-08-09	2011-12-27
FNMA POOL #AI8469	P	2011-08-09	2012-01-25
FNMA POOL #AI8469	P	2011-08-09	2012-02-27
FNMA POOL #AI8469	P	2011-08-09	2012-03-26
FNMA POOL #AI8469	P	2011-08-09	2012-04-25
FNMA POOL #AI8469	P	2011-08-09	2012-05-25
FNMA POOL #AI8469	P	2011-08-09	2012-06-25
FNMA POOL #AI8469	P	2011-08-09	2012-07-25
FNMA POOL #AI8479	P	2011-07-19	2011-08-25
FNMA POOL #AI8479	P	2011-07-19	2011-09-26
FNMA POOL #AI8479	P	2011-07-19	2011-10-25
FNMA POOL #AI8479	P	2011-07-19	2011-11-25
FNMA POOL #AI8479	P	2011-07-19	2011-12-27
FNMA POOL #AI8479	P	2011-07-19	2012-01-25
FNMA POOL #AI8479	P	2011-07-19	2012-02-27
FNMA POOL #AI8479	P		2012-03-26
FNMA POOL #AI8479	P		2012-04-25

Form 990PF Part IV - Capital Gains and Losses for Tax on Investment Income - Columns a - d

(a) List and describe the kind(s) of property sold (e g , real estate, 2-story brick warehouse, or common stock, 200 shs MLC Co)	(b) How acquired P—Purchase D—Donation	(c) Date acquired (mo , day, yr)	(d) Date sold (mo , day, yr)
FNMA POOL #AI8479	P		2012-05-25
FNMA POOL #AI8479	P		2012-06-25
FNMA POOL #AI8479	P	2011-07-19	2012-07-25
FNMA POOL #AI8479	P	2012-02-28	2012-07-25
FNMA POOL #AJ2293	P	2011-10-12	2011-12-27
FNMA POOL #AJ2293	P	2011-10-12	2012-01-25
FNMA POOL #AJ2293	P	2011-10-12	2012-02-27
FNMA POOL #AJ2293	P		2012-03-26
FNMA POOL #AJ2293	P		2012-04-25
FNMA POOL #AJ2293	P		2012-05-25
FNMA POOL #AJ2293	P		2012-06-25
FNMA POOL #AJ2293	P		2012-07-25
FNMA POOL #AJ3615	P	2011-11-09	2011-12-27
FNMA POOL #AJ3615	P	2011-11-09	2012-01-25
FNMA POOL #AJ3615	P	2011-11-09	2012-02-27
FNMA POOL #AJ3615	P		2012-03-26
FNMA POOL #AJ3615	P		2012-04-25
FNMA POOL #AJ3615	P		2012-05-25
FNMA POOL #AJ3615	P		2012-06-25
FNMA POOL #AJ3615	P		2012-07-25
FNMA POOL #AJ9327	P		2012-03-26
FNMA POOL #AJ9327	P		2012-04-25
FNMA POOL #AJ9327	P		2012-05-25
FNMA POOL #AJ9327	P		2012-06-25
FNMA POOL #AJ9327	P		2012-07-25
FNMA 30 YR TBA	P	2011-12-05	2012-01-13
FNMA 30 YR TBA	P	2011-09-30	2011-11-14
FNMA 30 YR TBA	P	2012-05-17	2012-07-12
FOMENTO ECONOMICO MEX-SP ADR	P	2010-07-07	2011-08-30
FOMENTO ECONOMICO MEX-SP ADR	P	2010-07-07	2011-12-23

Form 990PF Part IV - Capital Gains and Losses for Tax on Investment Income - Columns a - d

(a) List and describe the kind(s) of property sold (e g , real estate, 2-story brick warehouse, or common stock, 200 shs MLC Co)	(b) How acquired P—Purchase D—Donation	(c) Date acquired (mo , day, yr)	(d) Date sold (mo , day, yr)
FOMENTO ECONOMICO MEX-SP ADR	P	2010-07-07	2012-01-24
FOMENTO ECONOMICO MEX-SP ADR	P	2010-07-07	2012-03-08
FUJI HEAVY INDS LTD ADR	P	2011-03-16	2011-09-20
FUJITSU LIMITED - ADR	P		2012-06-04
FUJITSU LIMITED - ADR	P		2012-06-20
GDF SUEZ SPONSORED ADR	P		2012-06-04
GDF SUEZ SPONSORED ADR	P		2012-06-20
GE CAP COML MTG CORP 5 349% 8/11/36	P	2007-06-13	2011-12-13
GE CAP COML MTG CORP 5 349% 8/11/36	P	2007-06-13	2012-01-11
GE CAP COML MTG CORP 5 349% 8/11/36	P	2007-06-13	2012-02-13
GE CAP COML MTG CORP 5 349% 8/11/36	P	2007-06-13	2012-03-12
GE CAP COML MTG CORP 5 349% 8/11/36	P	2007-06-13	2012-04-11
GE CAP COML MTG CORP 5 349% 8/11/36	P	2007-06-13	2012-05-11
GE CAP COML MTG CORP 5 349% 8/11/36	P	2007-06-13	2012-06-11
GENERAL ELEC CAP COR 5 300% 2/11/21	P	2011-02-22	2011-09-28
GENERAL ELECTRIC CO	P	2011-06-10	2012-02-28
GENERAL MILLS INC	P	2008-12-15	2012-01-27
GENERAL MILLS INC	P	2008-12-15	2012-02-08
GENPACT LTD	P	2010-05-26	2012-01-17
GILEAD SCIENCES INC	P	2011-11-28	2012-02-10
GILEAD SCIENCES INC	P	2011-11-28	2012-02-23
GILEAD SCIENCES INC	P	2011-12-06	2012-02-23
GILEAD SCIENCES INC	P	2010-06-02	2012-02-23
GLAXOSMITHKLINE CAPI 4 850% 5/15/13	P	2010-08-17	2012-06-22
GLAXOSMITHKLINE PLC - ADR	P	2010-07-07	2012-01-13
GLAXOSMITHKLINE PLC - ADR	P	2010-07-07	2012-02-23
GNMA POOL #066599 11 500% 4/15/13	P	1985-06-10	2011-12-15
GNMA POOL #066599 11 500% 4/15/13	P	1985-06-10	2012-01-17
GNMA POOL #066599 11 500% 4/15/13	P	1985-06-10	2012-03-15
GNMA POOL #066599 11 500% 4/15/13	P	1985-06-10	2012-05-15

Form 990PF Part IV - Capital Gains and Losses for Tax on Investment Income - Columns a - d

(a) List and describe the kind(s) of property sold (e g , real estate, 2-story brick warehouse, or common stock, 200 shs MLC Co)	(b) How acquired P—Purchase D—Donation	(c) Date acquired (mo , day, yr)	(d) Date sold (mo , day, yr)
GNMA POOL #066599 11 500% 4/15/13	P	1985-06-10	2012-07-16
GNMA POOL #291635 10 000% 8/15/20	P	1990-10-18	2011-08-15
GNMA POOL #291635 10 000% 8/15/20	P	1990-10-18	2011-09-15
GNMA POOL #291635 10 000% 8/15/20	P	1990-10-18	2011-10-17
GNMA POOL #291635 10 000% 8/15/20	P	1990-10-18	2011-11-15
GNMA POOL #291635 10 000% 8/15/20	P	1990-10-18	2011-12-15
GNMA POOL #291635 10 000% 8/15/20	P	1990-10-18	2012-01-17
GNMA POOL #291635 10 000% 8/15/20	P	1990-10-18	2012-02-15
GNMA POOL #291635 10 000% 8/15/20	P	1990-10-18	2012-03-15
GNMA POOL #291635 10 000% 8/15/20	P	1990-10-18	2012-04-16
GNMA POOL #291635 10 000% 8/15/20	P	1990-10-18	2012-05-15
GNMA POOL #291635 10 000% 8/15/20	P	1990-10-18	2012-06-15
GNMA POOL #291635 10 000% 8/15/20	P	1990-10-18	2012-07-16
GNMA POOL #296654 10 000% 11/15/20	P	1990-10-18	2011-08-15
GNMA POOL #296654 10 000% 11/15/20	P	1990-10-18	2011-09-15
GNMA POOL #296654 10 000% 11/15/20	P	1990-10-18	2011-10-17
GNMA POOL #296654 10 000% 11/15/20	P	1990-10-18	2011-11-15
GNMA POOL #296654 10 000% 11/15/20	P	1990-10-18	2011-12-15
GNMA POOL #296654 10 000% 11/15/20	P	1990-10-18	2012-01-17
GNMA POOL #296654 10 000% 11/15/20	P	1990-10-18	2012-02-15
GNMA POOL #296654 10 000% 11/15/20	P	1990-10-18	2012-03-15
GNMA POOL #296654 10 000% 11/15/20	P	1990-10-18	2012-04-16
GNMA POOL #296654 10 000% 11/15/20	P	1990-10-18	2012-05-15
GNMA POOL #296654 10 000% 11/15/20	P	1990-10-18	2012-06-15
GNMA POOL #296654 10 000% 11/15/20	P	1990-10-18	2012-07-16
GOLDMAN SACHS GROUP 5 250% 7/27/21	P	2012-01-10	2012-01-30
GOLDMAN SACHS GROUP 5 625% 1/15/17	P	2011-01-25	2011-10-11
GOLDMAN SACHS GROUP 5 750% 1/24/22	P	2012-04-24	2012-05-21
GOLDMAN SACHS GROUP 5 750% 1/24/22	P	2012-04-24	2012-05-30
GOLDMAN SACHS GROUP 6 750% 10/01/37	P	2011-01-05	2011-08-10

Form 990PF Part IV - Capital Gains and Losses for Tax on Investment Income - Columns a - d

(a) List and describe the kind(s) of property sold (e g , real estate, 2-story brick warehouse, or common stock, 200 shs MLC Co)	(b) How acquired P—Purchase D—Donation	(c) Date acquired (mo , day, yr)	(d) Date sold (mo , day, yr)
GOLDMAN SACHS GROUP 6 750%10/01/37	P		2012-04-27
GOLDMAN SACHS GROUP INC	P	2010-05-26	2012-05-30
GOOGLE INC	P	2009-05-04	2011-09-28
GOOGLE INC	P	2009-05-04	2011-11-01
GOVT NATL MTG ASSN 4 490% 8/16/25	P	2010-07-13	2011-08-16
GOVT NATL MTG ASSN 4 490% 8/16/25	P	2010-07-13	2011-08-16
GOVT NATL MTG ASSN 4 490% 8/16/25	P	2011-04-13	2011-08-16
GOVT NATL MTG ASSN 4 490% 8/16/25	P	2010-07-13	2011-09-16
GOVT NATL MTG ASSN 4 490% 8/16/25	P	2010-07-13	2011-09-16
GOVT NATL MTG ASSN 4 490% 8/16/25	P	2011-04-13	2011-09-16
GOVT NATL MTG ASSN 4 490% 8/16/25	P	2010-07-13	2011-10-05
GOVT NATL MTG ASSN 4 490% 8/16/25	P	2010-07-13	2011-10-05
GOVT NATL MTG ASSN 4 490% 8/16/25	P	2011-04-13	2011-10-05
GREEN MOUNTAIN COFFEE INC	P	2011-01-06	2011-09-28
GREEN MOUNTAIN COFFEE INC	P	2011-01-06	2011-10-07
GREEN MOUNTAIN COFFEE INC	P		2011-12-19
GREEN MOUNTAIN COFFEE INC	P		2011-12-20
GREEN MOUNTAIN COFFEE INC	P	2011-01-05	2012-05-18
GREEN MOUNTAIN COFFEE INC	P	2012-03-13	2012-05-18
GREEN MOUNTAIN COFFEE INC	P	2012-04-02	2012-05-18
GRUPO TELEVISA S A 6 000% 5/15/18	P	2011-08-19	2011-10-11
GRUPO TELEVISA S A 6 000% 5/15/18	P	2011-08-19	2011-10-11
GRUPO TELEVISA S A 6 000% 5/15/18	P	2010-06-24	2011-10-11
GRUPO TELEVISA S A 6 625% 1/15/40	P	2011-02-07	2011-08-24
HANNOVER REINS CORP ADR	P	2010-07-07	2012-06-04
HANNOVER REINS CORP ADR	P	2010-07-07	2012-06-20
HCP INC	P	2010-12-28	2011-09-23
HCP INC	P	2011-11-22	2011-12-22
HCP INC	P		2012-05-25
HCP INC 6 700%1/30/18	P	2010-07-08	2011-09-29

Form 990PF Part IV - Capital Gains and Losses for Tax on Investment Income - Columns a - d

(a) List and describe the kind(s) of property sold (e g , real estate, 2-story brick warehouse, or common stock, 200 shs MLC Co)	(b) How acquired P—Purchase D—Donation	(c) Date acquired (mo , day, yr)	(d) Date sold (mo , day, yr)
HCP INC 6 700%1/30/18	P	2011-01-19	2011-09-29
HEALTH CARE REIT INC	P		2011-08-22
HEALTH CARE REIT INC	P		2011-09-23
HEALTH CARE REIT INC	P		2012-07-25
HEWLETT PACKARD CO	P		2011-08-19
HEWLETT PACKARD CO	P		2011-09-26
HEWLETT PACKARD CO	P		2011-09-27
HONEYWELL INTERNATIONAL INC	P		2011-09-28
HONEYWELL INTERNATIONAL INC	P		2011-10-28
HOST HOTELS & RESORTS, INC	P		2012-02-27
HSBC - ADR	P		2012-06-04
HSBC - ADR	P		2012-06-20
HUMAN GENOME SCIENCES INC COM	P		2011-11-09
HUNT J B TRANS SVCS INC	P	2010-12-16	2011-08-15
HUNT J B TRANS SVCS INC	P	2010-06-02	2011-08-15
HUNT J B TRANS SVCS INC	P		2011-09-28
HUNT J B TRANS SVCS INC	P		2012-02-10
ILLINOIS TOOL WORKS INC	P	2010-11-04	2011-08-05
ILLINOIS TOOL WORKS INC	P	2010-05-26	2011-08-05
ILLINOIS TOOL WORKS INC	P		2012-01-26
ILLINOIS TOOL WORKS INC	P		2012-03-02
IMPERIAL OIL LTD COM-	P		2012-01-09
IMPERIAL TOBACCO GROUP PLC - ADR	P		2012-01-17
IMPERIAL TOBACCO GROUP PLC - ADR	P		2012-01-24
IMPERIAL TOBACCO GROUP PLC - ADR	P		2012-06-04
IMPERIAL TOBACCO GROUP PLC - ADR	P		2012-06-20
INFORMATICA CORP	P		2011-12-27
INFORMATICA CORP	P		2012-05-15
ING GROEP N V - ADR	P		2012-06-04
ING GROEP N V - ADR	P		2012-06-20

Form 990PF Part IV - Capital Gains and Losses for Tax on Investment Income - Columns a - d

(a) List and describe the kind(s) of property sold (e g , real estate, 2-story brick warehouse, or common stock, 200 shs MLC Co)	(b) How acquired P—Purchase D—Donation	(c) Date acquired (mo , day, yr)	(d) Date sold (mo , day, yr)
INGERSOLL-RAND PLC	P		2012-05-14
INTERCONTINENTALEXCHANGE INC	P		2012-03-05
INTL PAPER CO 4 750%2/15/22	P		2012-06-15
INTL PAPER CO 7 500%8/15/21	P		2011-08-19
INTUITIVESURGICAL INC	P		2012-03-20
INTUITIVESURGICAL INC	P		2012-04-25
ISRAEL CHEMICALS LIMITED - ADR	P		2011-08-16
ITT CORP	P		2011-11-28
ITT CORP	P		2012-02-10
JACOBS ENGR GROUP INC	P		2012-01-09
JOHN DEERE CAPITAL 4 500% 4/03/13	P		2012-06-22
JOHNSON CONTROLS INC	P		2012-01-24
JPM CHASE CAPITAL XX 6 800%10/01/37	P		2011-10-17
JPMORGAN CHASE & CO	P		2011-08-15
JPMORGAN CHASE & CO	P		2011-09-09
JPMORGAN CHASE & CO	P		2011-12-01
JPMORGAN CHASE & CO	P	2012-02-23	2012-05-30
JPMORGAN CHASE & CO	P	2009-05-04	2012-05-30
JPMORGAN CHASE & CO 4 350% 8/15/21	P		2011-11-18
JPMORGAN CHASE & CO 4 500% 1/24/22	P	2012-01-13	2012-01-23
JPMORGAN CHASE & CO 5 125% 9/15/14	P	2011-02-16	2011-10-25
JUNIPER NETWORKS INC	P	2010-05-26	2012-07-19
JUPITER TELECOM-UNSPON ADR	P	2010-07-08	2012-05-24
JUPITER TELECOM-UNSPON ADR	P	2010-07-08	2012-05-25
JUPITER TELECOM-UNSPON ADR	P	2010-07-08	2012-05-29
KELLOGG CO 4 250%3/06/13	P	2010-07-07	2012-05-11
KILROY REALTY CORP COM	P		2012-07-25
KITE REALTY GROUP TRUST	P	2011-01-31	2012-06-14
KITE REALTY GROUP TRUST	P	2011-02-23	2012-06-14
KITE REALTY GROUP TRUST	P	2011-01-31	2012-06-14

Form 990PF Part IV - Capital Gains and Losses for Tax on Investment Income - Columns a - d

(a) List and describe the kind(s) of property sold (e g , real estate, 2-story brick warehouse, or common stock, 200 shs MLC Co)	(b) How acquired P—Purchase D—Donation	(c) Date acquired (mo , day, yr)	(d) Date sold (mo , day, yr)
KITE REALTY GROUP TRUST	P	2011-05-02	2012-06-14
KITE REALTY GROUP TRUST	P	2011-05-23	2012-06-14
KITE REALTY GROUP TRUST	P	2011-07-20	2012-06-14
KITE REALTY GROUP TRUST	P	2011-09-20	2012-06-14
KITE REALTY GROUP TRUST	P	2010-07-06	2012-06-14
KLA-TENCOR CORP COM	P		2012-07-31
KOHL'S CORPORATION	P	2012-01-10	2012-03-08
KOMATSU LIMITED - ADR	P		2012-06-04
KOMATSU LIMITED - ADR	P	2011-09-15	2012-06-20
KONICA MINOLTA HLDS- UNS ADR	P	2011-03-07	2012-04-27
KONICA MINOLTA HLDS- UNS ADR	P		2012-04-30
KONINKLIJKE AHOLD NV ADR	P	2010-07-07	2012-06-04
KONINKLIJKE AHOLD NV ADR	P	2010-07-07	2012-06-20
KRAFT FOODS INC	P	2010-05-26	2011-08-25
KRAFT FOODS INC	P	2011-04-27	2011-08-25
KRAFT FOODS INC	P	2011-07-21	2011-08-25
KURARAY CO LTD-UNSPON ADR	P	2011-05-06	2012-06-04
KURARAY CO LTD-UNSPON ADR	P	2011-05-06	2012-06-20
LAFARGE - ADR	P	2010-07-07	2011-08-04
LAFARGE - ADR	P	2010-07-07	2011-08-05
LAFARGE - ADR	P	2010-08-11	2011-08-05
LIBERTY PPTY TR SH BEN INT	P	2011-05-23	2011-08-22
LIBERTY PPTY TR SH BEN INT	P	2010-07-06	2011-08-22
LIBERTY PPTY TR SH BEN INT	P	2010-07-09	2011-09-23
LIBERTY PPTY TR SH BEN INT	P	2010-07-06	2011-11-04
LINCOLN NATIONAL COR 6 250% 2/15/20	P		2012-04-27
LLOYDS TSB BANK PLC 4 200% 3/28/17	P	2012-03-21	2012-06-04
LLOYDS TSB BANK PLC 4 200% 3/28/17	P		2012-06-05
LOOPNET INC	P	2010-05-26	2012-01-17
LOWES COS INC	P	2010-05-26	2011-09-16

Form 990PF Part IV - Capital Gains and Losses for Tax on Investment Income - Columns a - d

(a) List and describe the kind(s) of property sold (e g , real estate, 2-story brick warehouse, or common stock, 200 shs MLC Co)	(b) How acquired P—Purchase D—Donation	(c) Date acquired (mo , day, yr)	(d) Date sold (mo , day, yr)
LOWES COS INC	P	2010-05-26	2011-09-22
LOWES COS INC	P	2010-05-26	2012-01-17
MACERICH CO COM	P		2012-05-02
MACYS RETAIL HLDGS 3 875% 1/15/22	P	2012-01-10	2012-01-13
MARATHON OIL CORP	P	2010-07-15	2012-06-15
MAXIM INTEGRATED PRODS INC	P	2010-09-30	2012-01-06
MAXIM INTEGRATED PRODS INC	P	2010-05-26	2012-04-13
MAXIM INTEGRATED PRODS INC	P	2010-09-24	2012-04-13
MAXIM INTEGRATED PRODS INC	P	2010-09-30	2012-04-13
MAXIM INTEGRATED PRODS INC	P	2012-02-23	2012-04-13
MCDONALDS CORP	P	2010-07-15	2012-06-22
MERRILL LYNCH & CO 6 050% 5/16/16	P	2010-07-08	2011-09-02
MICROCHIP TECHNOLOGY INC COM	P	2010-05-26	2012-05-09
MICROSOFT CORP	P		2011-10-21
MITSUBISHICORPORATION - ADR	P	2010-07-07	2012-06-04
MITSUBISHICORPORATION - ADR	P	2010-07-07	2012-06-20
MONSANTO CO NEW	P		2012-01-18
MORGAN STANLEY	P	2012-02-16	2012-06-08
MORGAN STANLEY	P	2010-07-08	2011-09-28
MORGAN STANLEY	P	2010-07-08	2011-10-25
MORGAN STANLEY	P	2011-07-21	2011-08-02
MORGAN STANLEY	P	2012-01-10	2012-01-27
MORGAN STANLEY	P		2012-05-21
MORGAN STANLEY	P	2011-10-20	2012-05-30
MORGAN STANLEY CAP 5 010% 4/15/38	P	2011-04-28	2011-08-15
MORGAN STANLEY CAP 5 010% 4/15/38	P	2011-04-28	2011-09-15
MORGAN STANLEY CAP 5 010% 4/15/38	P	2011-04-28	2011-10-17
MORGAN STANLEY CAP 5 010% 4/15/38	P	2011-04-28	2011-11-15
MORGAN STANLEY CAP 5 010% 4/15/38	P	2011-04-28	2011-12-15
MORGAN STANLEY CAP 5 010% 4/15/38	P	2011-04-28	2012-01-17

Form 990PF Part IV - Capital Gains and Losses for Tax on Investment Income - Columns a - d

(a) List and describe the kind(s) of property sold (e g , real estate, 2-story brick warehouse, or common stock, 200 shs MLC Co)	(b) How acquired P—Purchase D—Donation	(c) Date acquired (mo , day, yr)	(d) Date sold (mo , day, yr)
MORGAN STANLEY CAP 5 010% 4/15/38	P	2011-04-28	2012-01-30
MORGAN STANLEY DEAN 4 740%11/13/36	P	2011-04-28	2011-08-15
MORGAN STANLEY DEAN 4 740%11/13/36	P	2011-04-28	2011-09-13
MORGAN STANLEY DEAN 4 740%11/13/36	P	2011-04-28	2011-10-13
MORGAN STANLEY DEAN 4 740%11/13/36	P	2011-04-28	2011-11-14
MORGAN STANLEY DEAN 4 740%11/13/36	P	2011-04-28	2011-12-13
MORGAN STANLEY DEAN 4 740%11/13/36	P	2011-04-28	2012-01-13
MORGAN STANLEY DEAN 4 740%11/13/36	P	2011-04-28	2012-01-30
MTN GROUP LTD ADR	P	2010-07-08	2012-02-13
MTN GROUP LTD ADR	P	2010-08-27	2012-06-04
MTN GROUP LTD ADR	P	2010-08-27	2012-06-20
MYLAN LABS INC	P	2010-06-02	2011-09-28
NATIONAL AUSTRALIA BANK - ADR	P	2010-07-07	2012-02-01
NATIONAL AUSTRALIA BANK - ADR	P	2010-07-07	2012-06-04
NATIONAL AUSTRALIA BANK - ADR	P	2010-07-07	2012-06-20
NATIONAL INSTRS CORP COM	P	2010-05-26	2012-01-17
NATIONAL OILWELL INC COM	P	2009-10-21	2011-09-28
NATIONAL OILWELL INC COM	P		2012-02-22
NATIONAL OILWELL INC COM	P	2011-10-06	2012-04-30
NATIONAL OILWELL INC COM	P	2009-10-21	2012-04-30
NATIONAL RETAIL PPTYS INC	P	2011-03-21	2011-09-23
NATIONAL RETAIL PPTYS INC	P	2011-05-23	2011-09-23
NATIONAL RETAIL PPTYS INC	P	2011-07-20	2011-09-23
NATIONAL RETAIL PPTYS INC	P	2011-08-17	2011-09-23
NATIONAL RETAIL PPTYS INC	P	2010-07-06	2011-09-23
NETFLIX COM INC	P	2011-03-15	2011-08-18
NETFLIX COM INC	P	2010-06-02	2011-08-18
NETFLIX COM INC	P	2010-06-02	2011-09-20
NETFLIX COM INC	P	2010-06-02	2011-09-22
NETFLIX COM INC	P	2010-06-02	2011-09-26

Form 990PF Part IV - Capital Gains and Losses for Tax on Investment Income - Columns a - d

(a) List and describe the kind(s) of property sold (e g , real estate, 2-story brick warehouse, or common stock, 200 shs MLC Co)	(b) How acquired P—Purchase D—Donation	(c) Date acquired (mo , day, yr)	(d) Date sold (mo , day, yr)
NETFLIX COM INC	P	2010-06-02	2011-10-13
NETFLIX COM INC	P		2011-10-14
NEWYORK TIMES CO CL A	P	2011-02-01	2011-11-10
NEXEN INC	P	2011-01-24	2012-06-04
NEXEN INC	P	2011-01-24	2012-06-20
NEXEN INC	P	2011-12-22	2012-06-20
NIKE INC CL B	P	2010-05-26	2011-08-10
NIKE INC CL B	P	2010-06-02	2011-09-28
NIKE INC CL B	P	2011-09-26	2012-02-28
NIKE INC CL B	P	2010-05-26	2012-02-28
NIKE INC CL B	P	2012-01-27	2012-04-16
NIKE INC CL B	P	2010-06-02	2012-04-16
NINTENDO CO ,LTD - ADR	P		2011-11-10
NIPPON TELEGRAPH AND TELEPHONE - ADR	P	2011-03-16	2012-02-24
NISSAN MOTOR CO ,LTD - ADR	P	2012-04-24	2012-06-04
NISSAN MOTOR CO ,LTD - ADR	P	2012-04-24	2012-06-20
NORDSTROM INC	P	2010-05-26	2012-01-17
NORDSTROM INC	P	2010-07-12	2012-07-02
NOVARTIS AG - ADR	P	2011-09-01	2012-02-23
NOVARTIS AG - ADR	P	2010-07-07	2012-02-23
NOVARTIS AG - ADR	P	2010-07-07	2012-06-04
NOVARTIS AG - ADR	P	2010-07-07	2012-06-20
NOVO NORDISK A/S - ADR	P	2010-07-08	2011-10-18
OMEGA HEALTHCARE INVS INC COM	P	2010-07-06	2011-09-23
OMNICOM GROUP	P	2010-05-26	2012-01-13
ORACLE CORPORATION	P	2011-03-29	2011-09-28
ORACLE CORPORATION	P	2011-11-16	2012-06-11
ORACLE CORPORATION	P	2011-03-29	2012-06-11
ORACLE CORPORATION	P	2011-03-29	2012-06-15
ORACLE CORPORATION	P	2011-08-10	2012-06-15

Form 990PF Part IV - Capital Gains and Losses for Tax on Investment Income - Columns a - d

(a) List and describe the kind(s) of property sold (e g , real estate, 2-story brick warehouse, or common stock, 200 shs MLC Co)	(b) How acquired P—Purchase D—Donation	(c) Date acquired (mo , day, yr)	(d) Date sold (mo , day, yr)
ORACLE CORPORATION	P	2012-02-16	2012-06-15
PDG REALTY SA-SPON ADR	P	2012-01-11	2012-06-04
PDG REALTY SA-SPON ADR	P		2012-06-20
PEBBLEBROOK HOTEL TRUST	P	2011-03-21	2011-11-28
PEBBLEBROOK HOTEL TRUST	P	2011-05-02	2011-11-28
PEBBLEBROOK HOTEL TRUST	P	2011-03-21	2011-11-28
PEBBLEBROOK HOTEL TRUST	P	2011-07-20	2011-11-28
PEBBLEBROOK HOTEL TRUST	P	2010-07-06	2011-11-28
PEBBLEBROOK HOTEL TRUST	P	2010-07-06	2012-04-12
PEBBLEBROOK HOTEL TRUST	P		2012-07-25
PEPSICO INC	P	2010-05-26	2012-02-02
PETROBRAS INTL FIN 6 750% 1/27/41	P	2011-04-21	2011-08-23
PETROBRAS INTL FIN 6 750% 1/27/41	P	2011-04-21	2011-09-02
PETROBRAS INTL FIN 6 750% 1/27/41	P	2012-02-01	2012-05-21
PETROBRAS INTL FIN 6 750% 1/27/41	P		2012-07-13
PETROLEO BRASILEIRO S A - COMM - ADR	P	2011-02-03	2012-06-04
PETROLEO BRASILEIRO S A - COMM - ADR	P		2012-06-20
PG&E CORP COM	P	2010-10-25	2012-04-10
PG&E CORP COM	P	2011-04-26	2012-04-10
PG&E CORP COM	P	2012-01-13	2012-04-10
PHARMASSET INC	P	2011-09-30	2012-01-13
PINEHURST INST TRNS REDM ASP U/INT I	P	2006-07-28	2011-09-26
PINEHURST INST TRNS REDM ASP U/INT I	P	2006-07-28	2012-01-11
PINEHURST INST TRNS REDM ASP U/INT I	P	2006-07-28	2012-04-17
PLAINS ALL AMER PIPE 3 650% 6/01/22	P	2012-03-13	2012-03-22
POLYCOM INC COM	P	2010-05-26	2012-01-09
POSCO - ADR	P		2012-06-04
POSCO - ADR	P		2012-06-20
POTASH CORP-SASKATCH 6 500% 5/15/19	P	2010-07-15	2011-12-19
POTASH CORP-SASKATCH 6 500% 5/15/19	P	2011-03-31	2011-12-19

Form 990PF Part IV - Capital Gains and Losses for Tax on Investment Income - Columns a - d

(a) List and describe the kind(s) of property sold (e g , real estate, 2-story brick warehouse, or common stock, 200 shs MLC Co)	(b) How acquired P—Purchase D—Donation	(c) Date acquired (mo , day, yr)	(d) Date sold (mo , day, yr)
PRECISION CASTPARTS CORP	P	2011-08-24	2011-11-01
PRECISION CASTPARTS CORP	P		2012-01-18
PRICELINE COM INC	P	2011-07-05	2011-09-28
PRICELINE COM INC	P	2011-07-05	2012-04-05
PRICELINE COM INC	P		2012-04-16
PROCTER & GAMBLE CO	P	2010-06-02	2011-10-28
PROCTER & GAMBLE CO	P		2012-02-10
PROLOGIS INC	P	2011-07-20	2012-01-23
PROLOGIS INC	P	2011-07-29	2012-02-27
PROLOGIS INC	P		2012-06-22
PRUDENTIAL PLC - ADR	P	2010-07-07	2012-06-04
PRUDENTIAL PLC - ADR	P	2010-07-07	2012-06-20
PUBLIC STORAGE INC COM	P	2011-01-31	2011-08-22
PUBLIC STORAGE INC COM	P	2010-07-06	2011-08-22
PUBLIC STORAGE INC COM	P	2010-07-06	2011-09-23
PUBLIC STORAGE INC COM	P	2010-07-06	2011-11-04
PUBLIC STORAGE INC COM	P		2012-06-22
PULTE GRP INC	P	2011-10-04	2012-01-09
QUALCOMM INC	P	2011-03-23	2011-09-28
QUALCOMM INC	P	2010-06-02	2011-09-28
QUALCOMM INC	P	2012-01-27	2012-04-05
QUALCOMM INC	P	2010-06-02	2012-04-05
QWEST CORPORATION	P	2011-08-04	2011-09-29
RAMCO-GERSHENSON PPTYS TR COM	P		2011-08-22
REED ELSEVIER N V ADR	P	2010-07-07	2012-06-04
REED ELSEVIER N V ADR	P	2010-07-07	2012-06-20
REGENCY CENTERS CORP	P		2012-04-12
REGENCY CENTERS CORP	P		2012-07-25
REINSURANCE GRP OF 6 450%11/15/19	P	2011-06-15	2011-10-21
RETAIL OPPORTUNITY INVESTMENTS CORP	P	2011-05-02	2011-09-23

Form 990PF Part IV - Capital Gains and Losses for Tax on Investment Income - Columns a - d

(a) List and describe the kind(s) of property sold (e g , real estate, 2-story brick warehouse, or common stock, 200 shs MLC Co)	(b) How acquired P—Purchase D—Donation	(c) Date acquired (mo , day, yr)	(d) Date sold (mo , day, yr)
RETAIL OPPORTUNITY INVESTMENTS CORP	P	2011-05-23	2011-09-23
RETAIL OPPORTUNITY INVESTMENTS CORP	P	2010-07-06	2011-09-23
REXAM PLC - ADR	P	2010-07-07	2012-04-23
REXAM PLC - ADR	P	2010-07-07	2012-06-04
REXAM PLC - ADR	P	2010-07-07	2012-06-20
RIO TINTO PLC - ADR	P		2012-06-04
RIO TINTO PLC - ADR	P	2011-12-21	2012-06-20
RLJ LODGING TRUST	P	2011-05-23	2011-11-28
ROCHE HOLDINGS LTD - ADR	P	2010-07-07	2012-01-23
ROCHE HOLDINGS LTD - ADR	P		2012-06-04
ROCHE HOLDINGS LTD - ADR	P		2012-06-20
ROLLS-ROYCE HOLDINGS-SP ADR	P	2010-07-07	2011-12-27
ROLLS-ROYCE HOLDINGS-SP ADR	P	2010-07-07	2012-06-04
ROLLS-ROYCE HOLDINGS-SP ADR	P	2010-07-07	2012-06-20
ROYAL BK OF SCOTLAND 6 125% 1/11/21	P		2011-08-17
ROYAL BK OF SCOTLAND 6 125% 1/11/21	P	2012-02-17	2012-05-30
ROYAL DUTCH SHELL PLC ADR	P	2010-07-07	2012-01-18
ROYAL DUTCH SHELL PLC ADR	P	2010-07-07	2012-06-04
ROYAL DUTCH SHELL PLC ADR	P	2010-07-07	2012-06-20
SALESFORCE COM INC	P		2011-12-27
SALESFORCE COM INC	P	2010-10-07	2012-04-05
SALESFORCE COM INC	P	2011-11-18	2012-04-05
SALESFORCE COM INC	P	2010-08-19	2012-04-05
SALESFORCE COM INC	P	2010-08-19	2012-05-15
SANOFI-ADR	P	2011-09-08	2011-12-27
SANTANDER HOLDINGS 4 625% 4/19/16	P		2011-09-16
SAP AG - ADR	P	2010-05-26	2012-04-23
SBM OFFSHORE NV - ADR	P	2011-03-31	2012-06-04
SBM OFFSHORE NV - ADR	P	2011-03-31	2012-06-20
SBM OFFSHORE NV - ADR	P	2011-08-01	2012-06-20

Form 990PF Part IV - Capital Gains and Losses for Tax on Investment Income - Columns a - d

(a) List and describe the kind(s) of property sold (e g , real estate, 2-story brick warehouse, or common stock, 200 shs MLC Co)	(b) How acquired P—Purchase D—Donation	(c) Date acquired (mo , day, yr)	(d) Date sold (mo , day, yr)
SCHLUMBERGER LTD	P	2010-04-22	2011-09-28
SCHWAB CHARLES CORP NEW	P	2010-06-02	2011-08-15
SCHWAB CHARLES CORP NEW	P	2011-06-02	2011-08-15
SCHWAB CHARLES CORP NEW	P	2010-12-09	2011-10-25
SCHWAB CHARLES CORP NEW	P	2010-05-26	2011-10-25
SEADRILL LIMITED	P	2011-03-31	2012-06-04
SEADRILL LIMITED	P	2011-03-31	2012-06-19
SEADRILL LIMITED	P	2011-09-01	2012-06-19
SELECTINVEST INST ARV ASP FUND U	P	2007-07-30	2011-08-05
SELECTINVEST INST ARV ASP FUND U	P	2007-07-30	2011-12-09
SELECTINVEST INST ARV ASP FUND U	P	2007-07-30	2012-06-01
SIEMENS AG - ADR	P	2011-06-01	2011-12-20
SIEMENS AG - ADR	P	2011-06-01	2012-06-04
SIEMENS AG - ADR	P	2011-06-01	2012-06-20
SIMON PROPERTY GROUP INC	P	2011-07-20	2011-08-22
SIMON PROPERTY GROUP INC	P	2011-07-20	2011-11-04
SIMON PROPERTY GROUP INC	P	2010-07-06	2011-11-04
SIMON PROPERTY GROUP INC	P		2012-07-25
SINGAPORE TELECOMMUNICATIONS LTD ADR	P		2012-01-20
SINGAPORE TELECOMMUNICATIONS LTD ADR	P		2012-06-04
SINGAPORE TELECOMMUNICATIONS LTD ADR	P		2012-06-20
SMITH & NEPHEW PLC - ADR	P		2012-02-27
SMITH & NEPHEW PLC - ADR	P		2012-06-04
SMITH & NEPHEW PLC - ADR	P		2012-06-20
SOCIETE GENERALE - ADR	P		2011-09-15
SOUTHERN PERU COPPER 6 750% 4/16/40	P		2011-09-30
SPECTRA ENERGY CORP	P		2012-01-13
ST JUDE MED INC	P		2011-12-08
ST JUDE MED INC	P		2012-01-27
STARWOOD HOTELS & RESORTS WORLDWIDE	P		2011-12-22

Form 990PF Part IV - Capital Gains and Losses for Tax on Investment Income - Columns a - d

(a) List and describe the kind(s) of property sold (e g , real estate, 2-story brick warehouse, or common stock, 200 shs MLC Co)	(b) How acquired P—Purchase D—Donation	(c) Date acquired (mo , day, yr)	(d) Date sold (mo , day, yr)
STATOIL ASA ADR	P		2012-06-04
STATOIL ASA ADR	P		2012-06-20
STRAYER ED INC COM	P		2011-11-10
STRYKER CORP	P		2011-09-13
STRYKER CORP	P		2011-12-05
SUMITOMO MITSUI TR-SPON ADR	P		2012-06-04
SUMITOMO MITSUI TR-SPON ADR	P		2012-06-20
SUNCOR ENERGY INC NEW F	P		2012-01-09
SUNTRUST BANK	P		2011-09-28
SVENSKA CELLULOSA AKTIEBOLAGET - ADR	P		2012-01-31
SVENSKA CELLULOSA AKTIEBOLAGET - ADR	P		2012-06-04
SVENSKA CELLULOSA AKTIEBOLAGET - ADR	P		2012-06-20
SVENSKA CELLULOSA AKTIEBOLAGET - ADR	P		2012-06-20
T ROWE PRICE GROUP INC	P		2011-11-04
T ROWE PRICE GROUP INC	P		2012-04-16
T ROWE PRICE GROUP INC	P		2012-06-26
TARGET CORP	P		2011-11-22
TARGET CORP	P		2012-02-17
TELECOM ITALIA CAPIT 7 175% 6/18/19	P		2011-08-09
TELEFONICA EMISIONES 5 462% 2/16/21	P		2011-08-02
TELEFONICA EMISIONES 5 462% 2/16/21	P		2011-08-09
TELENOR ASA - ADR	P		2012-04-23
TELENOR ASA - ADR	P		2012-06-04
TELENOR ASA - ADR	P	2010-07-07	2012-06-04
TELENOR ASA - ADR	P	2010-07-07	2012-06-20
TEVA PHARMACEUTICAL INDUSTRIES - ADR	P	2010-07-08	2011-08-15
TEVA PHARMACEUTICAL INDUSTRIES - ADR	P	2010-02-17	2011-09-28
TEVA PHARMACEUTICAL INDUSTRIES - ADR	P		2012-06-04
TEVA PHARMACEUTICAL INDUSTRIES - ADR	P	2011-12-08	2012-06-20
TIME WARNER INC	P	2011-03-29	2011-08-23

Form 990PF Part IV - Capital Gains and Losses for Tax on Investment Income - Columns a - d

(a) List and describe the kind(s) of property sold (e g , real estate, 2-story brick warehouse, or common stock, 200 shs MLC Co)	(b) How acquired P—Purchase D—Donation	(c) Date acquired (mo , day, yr)	(d) Date sold (mo , day, yr)
USTREASURYSECSTRIPPED	P		2011-08-11
USTREASURYSECSTRIPPED	P		2011-08-19
USTREASURYSECSTRIPPED	P	2011-02-03	2011-11-02
USTREASURYSECSTRIPPED	P	2012-01-10	2012-01-26
USTREASURYSECSTRIPPED	P	2012-01-10	2012-02-03
USTREASURYSECSTRIPPED	P		2012-02-07
USTREASURYSECSTRIPPED	P	2011-12-09	2012-02-10
USTREASURYSECSTRIPPED	P	2011-12-09	2012-02-22
UNION PACIFIC CORP	P	2010-05-26	2011-08-12
UNION PACIFIC CORP	P	2011-09-26	2012-06-22
UNION PACIFIC CORP	P	2010-05-26	2012-06-22
UNITED TECHNOLOGIES 4 500% 6/01/42	P	2012-05-24	2012-07-12
UNITEDHEALTH GROUP INC	P	2010-05-26	2012-01-26
UNITEDHEALTH GROUP INC	P	2010-05-26	2012-05-31
URBAN OUTFITTERS INCORPORATED	P	2010-06-24	2011-11-21
URBAN OUTFITTERS INCORPORATED	P	2010-08-03	2011-11-21
URBAN OUTFITTERS INCORPORATED	P	2011-01-25	2011-11-21
URBAN OUTFITTERS INCORPORATED	P	2011-07-07	2011-11-21
URBAN OUTFITTERS INCORPORATED	P	2011-10-27	2011-11-21
URBAN OUTFITTERS INCORPORATED	P	2010-05-26	2012-01-17
US TREAS INFL INDEX 1 125% 7/15/20	P		2012-01-18
US TREASURY BOND	P		2012-07-05
US TREASURY BOND	P		2011-12-08
US TREASURY BOND	P		2012-01-05
US TREASURY BOND	P		2012-01-13
US TREASURY BOND	P		2012-01-24
US TREASURY BOND	P		2012-02-06
US TREASURY BOND	P		2012-05-18
US TREASURY BOND	P		2012-05-18
US TREASURY BOND	P		2011-10-06

Form 990PF Part IV - Capital Gains and Losses for Tax on Investment Income - Columns a - d

(a) List and describe the kind(s) of property sold (e g , real estate, 2-story brick warehouse, or common stock, 200 shs MLC Co)	(b) How acquired P—Purchase D—Donation	(c) Date acquired (mo , day, yr)	(d) Date sold (mo , day, yr)
US TREASURY BOND	P		2011-10-07
US TREASURY BOND	P		2011-11-02
US TREASURY BOND	P		2011-09-12
US TREASURY BOND	P		2011-08-05
US TREASURY BOND	P		2011-08-16
US TREASURY BOND	P		2011-09-13
US TREASURY BOND	P		2011-11-02
US TREASURY BOND	P		2011-11-09
US TREASURY BOND	P		2011-12-08
US TREASURY BOND	P		2011-12-12
US TREASURY BOND	P		2011-12-12
US TREASURY BOND	P		2012-01-12
US TREASURY BOND	P		2012-01-13
US TREASURY BOND	P		2012-06-14
US TREASURY NOTE	P		2011-10-31
US TREASURY NOTE	P		2012-04-03
US TREASURY NOTE	P		2012-02-29
US TREASURY NOTE	P		2012-04-19
US TREASURY NOTE	P		2012-04-27
US TREASURY NOTE	P		2012-06-01
US TREASURY NOTE	P		2012-06-07
US TREASURY NOTE	P		2012-06-14
US TREASURY NOTE	P		2012-07-05
US TREASURY NOTE	P		2011-12-22
US TREASURY NOTE	P		2012-01-06
US TREASURY NOTE	P		2011-08-23
US TREASURY NOTE	P		2011-11-15
US TREASURY NOTE	P		2012-02-15
US TREASURY NOTE	P		2011-08-22
US TREASURY NOTE	P		2011-08-30

Form 990PF Part IV - Capital Gains and Losses for Tax on Investment Income - Columns a - d

(a) List and describe the kind(s) of property sold (e g , real estate, 2-story brick warehouse, or common stock, 200 shs MLC Co)	(b) How acquired P—Purchase D—Donation	(c) Date acquired (mo , day, yr)	(d) Date sold (mo , day, yr)
US TREASURY NOTE	P		2011-09-06
US TREASURY NOTE	P		2011-09-19
US TREASURY NOTE	P		2011-10-20
US TREASURY NOTE	P		2012-05-11
US TREASURY NOTE	P		2012-05-21
US TREASURY NOTE	P		2012-07-10
US TREASURY NOTE	P		2011-08-03
US TREASURY NOTE	P		2011-08-03
US TREASURY NOTE	P		2011-08-03
US TREASURY NOTE	P		2012-02-17
US TREASURY NOTE	P		2012-02-22
US TREASURY NOTE	P		2012-02-28
US TREASURY NOTE	P		2011-08-19
US TREASURY NOTE	P		2011-09-19
US TREASURY NOTE	P		2012-03-19
US TREASURY NOTE	P		2012-03-26
US TREASURY NOTE	P		2012-04-04
US TREASURY NOTE	P		2012-01-09
US TREASURY NOTE	P		2012-01-11
US TREASURY NOTE	P		2012-01-13
US TREASURY NOTE	P		2012-01-27
US TREASURY NOTE	P		2012-02-07
US TREASURY NOTE	P		2012-02-13
US TREASURY NOTE	P		2012-05-01
US TREASURY NOTE	P		2012-06-06
US TREASURY NOTE	P		2011-11-14
US TREASURY NOTE	P		2011-11-30
US TREASURY NOTE	P		2011-12-05
US TREASURY NOTE	P		2011-12-19
US TREASURY NOTE	P		2012-04-30

Form 990PF Part IV - Capital Gains and Losses for Tax on Investment Income - Columns a - d

(a) List and describe the kind(s) of property sold (e g , real estate, 2-story brick warehouse, or common stock, 200 shs MLC Co)	(b) How acquired P—Purchase D—Donation	(c) Date acquired (mo , day, yr)	(d) Date sold (mo , day, yr)
US TREASURY NOTE	P		2011-10-31
US TREASURY NOTE	P		2011-11-23
US TREASURY NOTE	P		2011-12-06
US TREASURY NOTE	P		2011-08-03
US TREASURY NOTE	P		2011-08-11
US TREASURY NOTE	P		2011-08-16
US TREASURY NOTE	P		2011-09-06
US TREASURY NOTE	P		2011-09-08
US TREASURY NOTE	P		2011-09-08
US TREASURY NOTE	P		2012-07-30
US TREASURY NOTE	P		2012-06-01
US TREASURY NOTE	P		2012-06-06
US TREASURY NOTE	P		2012-06-14
US TREASURY NOTE	P		2012-02-28
US TREASURY NOTE	P		2012-04-27
US TREASURY NOTE	P		2012-05-02
US TREASURY NOTE	P		2012-05-11
US TREASURY NOTE	P		2011-12-05
US TREASURY NOTE	P		2011-12-12
US TREASURY NOTE	P		2012-02-03
US TREASURY NOTE	P		2012-02-06
US TREASURY NOTE	P		2012-02-15
US TREASURY NOTE	P		2011-09-07
US TREASURY NOTE	P		2011-10-25
US TREASURY NOTE	P		2011-10-26
US TREASURY NOTE	P		2011-10-28
US TREASURY NOTE	P		2011-11-09
US TREASURY NOTE	P		2011-11-09
US TREASURY NOTE	P		2011-11-09
US TREASURY NOTE	P		2011-11-10

Form 990PF Part IV - Capital Gains and Losses for Tax on Investment Income - Columns a - d

(a) List and describe the kind(s) of property sold (e g , real estate, 2-story brick warehouse, or common stock, 200 shs MLC Co)	(b) How acquired P—Purchase D—Donation	(c) Date acquired (mo , day, yr)	(d) Date sold (mo , day, yr)
US TREASURY NOTE	P		2011-11-18
US TREASURY NOTE	P		2011-11-30
US TREASURY NOTE	P		2011-08-04
US TREASURY NOTE	P		2011-08-11
US TREASURY NOTE	P		2011-08-16
US TREASURY NOTE	P		2011-08-17
USINAS SIDERURGICAS DE MINAS GER ADR	P	2010-07-07	2011-10-27
VFCORP	P	2010-06-02	2011-11-02
VALE OVERSEAS LIMITE 6 875%11/10/39	P		2011-09-28
VALE OVERSEAS LIMITE 6 875%11/10/39	P	2012-01-10	2012-05-22
VALE OVERSEAS LIMITE 6 875%11/10/39	P	2011-02-08	2012-06-12
VALE OVERSEAS LIMITE 6 875%11/10/39	P	2011-06-15	2012-06-12
VENTAS INC COM	P		2011-09-23
VERIZON COMMUNICATIO 5 250% 4/15/13	P	2010-07-23	2012-05-11
VERIZON COMMUNICATIO 5 250% 4/15/13	P	2012-01-26	2012-05-11
VERIZON COMMUNICATIONS	P	2010-05-26	2012-01-13
VIACOM INC 3 875%12/15/21	P	2011-12-07	2012-01-17
VISA INC-CLASS A SHRS	P	2012-01-11	2012-02-16
VISA INC-CLASS A SHRS	P	2008-12-17	2012-02-16
VMWARE INC	P	2010-10-14	2011-09-28
VMWARE INC	P	2010-10-14	2011-12-27
VMWARE INC	P	2010-10-14	2012-04-05
VMWARE INC	P		2012-05-15
VOLKSWAGEN AG - ADR	P	2011-01-21	2011-11-28
VOLKSWAGEN AG - ADR	P	2011-01-21	2011-12-05
VOLKSWAGEN AG - ADR	P	2012-03-15	2012-06-04
VOLKSWAGEN AG - ADR	P	2011-01-21	2012-06-04
VOLKSWAGEN AG - ADR	P	2011-01-21	2012-06-20
VORNADO REALTY TRUST 4 250% 4/01/15	P	2010-08-31	2012-04-16
VR AMERICAN EXPRES 0 63613% 5/15/15	P	2011-09-26	2012-02-03

Form 990PF Part IV - Capital Gains and Losses for Tax on Investment Income - Columns a - d

(a) List and describe the kind(s) of property sold (e g , real estate, 2-story brick warehouse, or common stock, 200 shs MLC Co)	(b) How acquired P—Purchase D—Donation	(c) Date acquired (mo , day, yr)	(d) Date sold (mo , day, yr)
VR COLUMBUS SOUTHE 0 955% 3/16/12	P	2010-08-06	2012-03-16
VR GOVT NATL MTG AS 5 400% 7/16/42	P		2012-07-27
VR SUNTRUST BANK	P	2010-09-30	2011-08-03
VULCAN MATLS CO	P		2011-12-19
WAL-MART DE MEXICO-SPON ADR	P	2010-07-08	2012-04-27
WAL-MART DE MEXICO-SPON ADR	P	2010-07-08	2012-05-14
WAL-MART STORES INC 5 000% 4/05/12	P	2010-07-12	2012-04-05
WALT DISNEY CO	P	2010-05-26	2012-01-26
WEATHERFORD INTL LTD	P	2010-05-26	2011-12-22
WESTERN UN CO	P	2011-11-30	2012-07-16
WHIRLPOOL CORP	P		2011-11-02
WORLD FINANCIAL NETW 3 960% 6/15/15	P	2011-08-31	2011-11-08
WORLD OMNI AUTOMOBIL 1 780% 9/15/16	P	2011-04-27	2011-10-06
WPP GRP PLC AMER DEPOSITARY SH - ADR	P	2010-07-08	2011-09-07
WYETH 5 500% 2/01/14	P		2012-02-29
XEROX CORPORATION	P	2010-06-28	2011-10-18
XSTRATA PLC ADR	P	2010-07-07	2012-06-04
XSTRATA PLC ADR	P	2010-07-07	2012-06-20
ZURICH INSURANCE GROUP-ADR	P	2010-07-07	2012-06-04
ZURICH INSURANCE GROUP-ADR	P	2010-07-07	2012-06-20
3M CO	P	2010-03-24	2011-08-29
3M CO	P	2010-06-02	2011-08-29
3M CO	P	2010-07-01	2011-08-29
3M CO	P	2010-09-16	2011-08-29
3M CO	P	2010-10-05	2011-08-29
3M CO	P		2012-02-01
FROM K-1 FOR SINGULER GUFF BRIC	P		2012-07-01
FROM K-1 FOR SINGULER GUFF BRIC	P		2012-07-01
FROM K-1 FOR SELECTINVEST INSTITUTIONAL	P		2012-07-01
CAPITAL GAINS DIVIDENDS	P		

Form 990PF Part IV - Capital Gains and Losses for Tax on Investment Income - Columns e - h

(e) Gross sales price	(f) Depreciation allowed (or allowable)	(g) Cost or other basis plus expense of sale	(h) Gain or (loss) (e) plus (f) minus (g)
8,986		32,142	-23,156
5,344		13,272	-7,928
3,851		3,567	284
8,278		6,940	1,338
27,792		22,858	4,934
11,462		16,261	-4,799
1,718		1,313	405
18,075		17,425	650
6,025		5,947	78
2		2	0
1,427		1,683	-256
6,898		10,593	-3,695
7,986		6,856	1,130
4,378		3,647	731
3,031		1,968	1,063
13,956		16,439	-2,483
12,248		13,657	-1,409
2,919		3,708	-789
3,162		3,601	-439
102,238		101,766	472
22,175		22,067	108
7,576		6,698	878
5,811		2,354	3,457
4,235		1,542	2,693
27,712		9,983	17,729
4,219		1,461	2,758
22,290		7,792	14,498
13,465		13,977	-512
11,956		11,499	457
513		485	28

Form 990PF Part IV - Capital Gains and Losses for Tax on Investment Income - Columns e - h

(e) Gross sales price	(f) Depreciation allowed (or allowable)	(g) Cost or other basis plus expense of sale	(h) Gain or (loss) (e) plus (f) minus (g)
1,132		1,062	70
8,197		6,881	1,316
10,170		10,233	-63
16,219		15,336	883
26,497		25,614	883
2,042		1,935	107
99,480		99,984	-504
23,953		19,902	4,051
2,332		2,953	-621
1,166		1,738	-572
2,832		3,018	-186
30,253		28,607	1,646
25,496		20,915	4,581
13,014		4,413	8,601
4,056		1,298	2,758
9,524		3,115	6,409
20,048		6,749	13,299
9,229		6,819	2,410
20,297		20,071	226
25,682		24,843	839
24,279		26,097	-1,818
35,156		35,206	-50
12,050		12,765	-715
6,025		6,432	-407
10,192		8,751	1,441
9,549		9,657	-108
8,186		8,567	-381
23,788		22,079	1,709
799		676	123
933		787	146

Form 990PF Part IV - Capital Gains and Losses for Tax on Investment Income - Columns e - h

(e) Gross sales price	(f) Depreciation allowed (or allowable)	(g) Cost or other basis plus expense of sale	(h) Gain or (loss) (e) plus (f) minus (g)
266		182	84
382		272	110
698		675	23
1,116		1,053	63
977		636	341
2,664		4,002	-1,338
4,357		6,180	-1,823
12,416		17,210	-4,794
7,426		11,611	-4,185
20,000		22,929	-2,929
67,552		68,120	-568
11,364		19,708	-8,344
3,600		8,247	-4,647
4,086		7,587	-3,501
7,234		10,654	-3,420
6,063		9,517	-3,454
25,677		38,284	-12,607
321		498	-177
393		569	-176
5		7	-2
2		4	-2
1,757		2,494	-737
15,474		14,938	536
31,888		31,380	508
20,959		21,911	-952
15,719		16,703	-984
7,331		14,186	-6,855
9,736		17,505	-7,769
33,387		35,611	-2,224
1,499		1,421	78

Form 990PF Part IV - Capital Gains and Losses for Tax on Investment Income - Columns e - h

(e) Gross sales price	(f) Depreciation allowed (or allowable)	(g) Cost or other basis plus expense of sale	(h) Gain or (loss) (e) plus (f) minus (g)
5,087		5,597	-510
26,949		26,473	476
10,578		8,414	2,164
9,106		7,236	1,870
8,767		7,429	1,338
12,582		10,922	1,660
11,919		9,645	2,274
2,433		3,777	-1,344
25,733		19,274	6,459
34,665		40,882	-6,217
2,965		3,894	-929
5,250		7,191	-1,941
6,239		6,597	-358
13,474		13,652	-178
1,489		1,432	57
8,940		19,313	-10,373
3,452		5,617	-2,165
6,644		8,885	-2,241
14,120		14,519	-399
928		995	-67
1,031		702	329
892		805	87
30,791		29,996	795
9,102		8,868	234
4,563		5,471	-908
1,440		1,482	-42
297,746		248,410	49,336
15,217		14,963	254
930		562	368
2,030		2,145	-115

Form 990PF Part IV - Capital Gains and Losses for Tax on Investment Income - Columns e - h

(e) Gross sales price	(f) Depreciation allowed (or allowable)	(g) Cost or other basis plus expense of sale	(h) Gain or (loss) (e) plus (f) minus (g)
145		184	-39
228		299	-71
10		13	-3
611		731	-120
275		327	-52
1,304		1,518	-214
3,385		3,105	280
25,220		24,937	283
112,325		109,871	2,454
12,313		13,426	-1,113
9,212		6,838	2,374
2,316		1,575	741
5,963		5,095	868
12,181		9,408	2,773
2,301		1,202	1,099
4,943		3,724	1,219
22,040		21,866	174
12,704		13,939	-1,235
4,473		1,851	2,622
27,313		12,297	15,016
20,000		22,520	-2,520
29,846		31,039	-1,193
15,190		14,979	211
46,502		47,633	-1,131
15,014		14,852	162
25,667		24,065	1,602
25,809		26,377	-568
14,996		14,781	215
10,829		10,953	-124
14,543		13,968	575

Form 990PF Part IV - Capital Gains and Losses for Tax on Investment Income - Columns e - h

(e) Gross sales price	(f) Depreciation allowed (or allowable)	(g) Cost or other basis plus expense of sale	(h) Gain or (loss) (e) plus (f) minus (g)
19,373		18,624	749
115,863		114,985	878
25,078		24,991	87
16,925		17,230	-305
4,267		2,721	1,546
2,020		3,418	-1,398
8,205		5,767	2,438
6,144		4,236	1,908
12,102		25,314	-13,212
1,269		1,537	-268
11,594		14,744	-3,150
20,654		21,012	-358
20,654		21,463	-809
26,697		26,303	394
13,240		13,719	-479
11,741		12,594	-853
1,317		1,469	-152
765		848	-83
14,276		14,771	-495
11,629		11,781	-152
14,714		14,111	603
16,954		13,197	3,757
5,193		3,991	1,202
4,174		3,193	981
2,574		2,388	186
6,574		12,587	-6,013
3,140		4,900	-1,760
7,996		12,759	-4,763
15,088		15,392	-304
6,896		11,182	-4,286

Form 990PF Part IV - Capital Gains and Losses for Tax on Investment Income - Columns e - h

(e) Gross sales price	(f) Depreciation allowed (or allowable)	(g) Cost or other basis plus expense of sale	(h) Gain or (loss) (e) plus (f) minus (g)
2,534		3,542	-1,008
7,935		11,528	-3,593
20,000		21,304	-1,304
16,802		14,992	1,810
16,802		14,964	1,838
16,802		15,926	876
33,141		29,832	3,309
21,973		19,921	2,052
21,422		20,678	744
1,555		1,652	-97
636		673	-37
24		26	-2
236		245	-9
110		98	12
440		391	49
1,293		1,199	94
275		235	40
24,979		24,806	173
4,557		3,389	1,168
1,969		1,568	401
3,547		2,561	986
5,029		4,994	35
11,606		9,649	1,957
5,620		4,371	1,249
8,617		14,009	-5,392
4,052		6,557	-2,505
2,830		2,030	800
12,239		11,887	352
11,591		11,454	137
23,174		22,909	265

Form 990PF Part IV - Capital Gains and Losses for Tax on Investment Income - Columns e - h

(e) Gross sales price	(f) Depreciation allowed (or allowable)	(g) Cost or other basis plus expense of sale	(h) Gain or (loss) (e) plus (f) minus (g)
787		814	-27
545		366	179
1,923		1,851	72
31,310		29,975	1,335
16,169		33,106	-16,937
6,283		6,306	-23
415		427	-12
963		996	-33
413		286	127
7,132		8,876	-1,744
11,275		11,387	-112
3,363		3,991	-628
63		66	-3
3,169		2,030	1,139
321		200	121
1,669		1,514	155
312		187	125
1,905		801	1,104
5,367		3,794	1,573
24,234		23,024	1,210
8,380		8,377	3
101,194		99,902	1,292
172,492		171,649	843
1,865		1,792	73
51,864		48,446	3,418
132,038		130,870	1,168
90,000		91,130	-1,130
433		388	45
693		563	130
1,537		1,268	269

Form 990PF Part IV - Capital Gains and Losses for Tax on Investment Income - Columns e - h

(e) Gross sales price	(f) Depreciation allowed (or allowable)	(g) Cost or other basis plus expense of sale	(h) Gain or (loss) (e) plus (f) minus (g)
1,187		915	272
2,951		3,364	-413
5,407		5,087	320
21,424		20,713	711
530		666	-136
614		3,395	-2,781
717		3,586	-2,869
1,536		5,187	-3,651
3,860		3,591	269
31,545		26,926	4,619
1,508		1,227	281
139,155		139,066	89
250,763		249,938	825
154,922		156,293	-1,371
250,275		249,998	277
249,825		249,759	66
251		270	-19
6		7	-1
25		26	-1
61		65	-4
95,751		93,861	1,890
232		249	-17
10		11	-1
40		43	-3
101		107	-6
147		158	-11
6		7	-1
26		27	-1
64		68	-4
1,594		1,713	-119

Form 990PF Part IV - Capital Gains and Losses for Tax on Investment Income - Columns e - h

(e) Gross sales price	(f) Depreciation allowed (or allowable)	(g) Cost or other basis plus expense of sale	(h) Gain or (loss) (e) plus (f) minus (g)
69		74	-5
277		297	-20
693		739	-46
144		154	-10
6		7	-1
25		27	-2
62		67	-5
149		160	-11
6		7	-1
26		28	-2
65		69	-4
148		159	-11
6		7	-1
26		28	-2
64		69	-5
145		156	-11
6		7	-1
25		27	-2
63		67	-4
19		21	-2
148		159	-11
6		7	-1
26		28	-2
65		69	-4
19		21	-2
151		162	-11
7		7	0
26		28	-2
66		70	-4
20		22	-2

Form 990PF Part IV - Capital Gains and Losses for Tax on Investment Income - Columns e - h

(e) Gross sales price	(f) Depreciation allowed (or allowable)	(g) Cost or other basis plus expense of sale	(h) Gain or (loss) (e) plus (f) minus (g)
122,145		117,162	4,983
5,305		5,055	250
21,219		20,266	953
15,925		15,729	196
52,750		50,205	2,545
265		282	-17
5,303		5,699	-396
279		298	-19
558		597	-39
1,396		1,488	-92
109		117	-8
6		6	0
11		12	-1
29		31	-2
3,932		4,226	-294
207		221	-14
414		443	-29
1,035		1,103	-68
104		112	-8
5		6	-1
11		12	-1
27		29	-2
106		114	-8
6		6	0
11		12	-1
28		30	-2
105		113	-8
6		6	0
11		12	-1
28		30	-2

Form 990PF Part IV - Capital Gains and Losses for Tax on Investment Income - Columns e - h

(e) Gross sales price	(f) Depreciation allowed (or allowable)	(g) Cost or other basis plus expense of sale	(h) Gain or (loss) (e) plus (f) minus (g)
104		112	-8
6		6	0
11		12	-1
27		29	-2
5,913		6,354	-441
311		332	-21
622		666	-44
1,556		1,659	-103
144		154	-10
145		156	-11
115,829		110,882	4,947
145		154	-9
61		64	-3
65		68	-3
69		72	-3
69		72	-3
74		77	-3
112		116	-4
75		78	-3
75		78	-3
5,470		5,776	-306
155,737		152,001	3,736
177		185	-8
123		132	-9
133		142	-9
129		138	-9
128		137	-9
4,041		4,327	-286
127		136	-9
6,874		7,362	-488

Form 990PF Part IV - Capital Gains and Losses for Tax on Investment Income - Columns e - h

(e) Gross sales price	(f) Depreciation allowed (or allowable)	(g) Cost or other basis plus expense of sale	(h) Gain or (loss) (e) plus (f) minus (g)
120		128	-8
122		131	-9
8,926		9,559	-633
147		158	-11
9,472		10,144	-672
213		222	-9
219		228	-9
212		221	-9
239		249	-10
4,477		4,668	-191
242		252	-10
203		212	-9
222		233	-11
7,443		7,783	-340
234		244	-10
243		254	-11
231		242	-11
239		252	-13
239		252	-13
230		243	-13
5,991		6,321	-330
233		246	-13
253		267	-14
262		277	-15
251		265	-14
6,886		7,283	-397
245		260	-15
260		275	-15
131		140	-9
100		107	-7

Form 990PF Part IV - Capital Gains and Losses for Tax on Investment Income - Columns e - h

(e) Gross sales price	(f) Depreciation allowed (or allowable)	(g) Cost or other basis plus expense of sale	(h) Gain or (loss) (e) plus (f) minus (g)
101		108	-7
90		97	-7
88		94	-6
3,179		3,399	-220
6,790		7,260	-470
82		88	-6
84		90	-6
133		142	-9
79		84	-5
79		84	-5
1,948		2,055	-107
116		122	-6
114		120	-6
115		121	-6
2,023		2,135	-112
2,082		2,197	-115
109		115	-6
110		116	-6
109		115	-6
120		126	-6
121		127	-6
250		268	-18
261		281	-20
271		291	-20
261		280	-19
271		291	-20
266		285	-19
266		285	-19
1,576		1,694	-118
292		314	-22

Form 990PF Part IV - Capital Gains and Losses for Tax on Investment Income - Columns e - h

(e) Gross sales price	(f) Depreciation allowed (or allowable)	(g) Cost or other basis plus expense of sale	(h) Gain or (loss) (e) plus (f) minus (g)
1,730		1,860	-130
3,494		3,757	-263
281		302	-21
21		23	-2
156		162	-6
149		154	-5
154		160	-6
164		171	-7
168		174	-6
167		174	-7
3,414		3,550	-136
170		177	-7
371		389	-18
354		371	-17
785		823	-38
382		400	-18
3,367		3,534	-167
3,477		3,649	-172
3,541		3,717	-176
532		558	-26
341		352	-11
303		313	-10
371		384	-13
1,041		1,076	-35
551		570	-19
139,451		137,447	2,004
138,101		138,459	-358
338,869		338,191	678
16,643		11,121	5,522
6,375		4,209	2,166

Form 990PF Part IV - Capital Gains and Losses for Tax on Investment Income - Columns e - h

(e) Gross sales price	(f) Depreciation allowed (or allowable)	(g) Cost or other basis plus expense of sale	(h) Gain or (loss) (e) plus (f) minus (g)
6,069		3,810	2,259
6,785		4,032	2,753
17,882		21,820	-3,938
13,014		19,571	-6,557
11,806		15,061	-3,255
12,140		17,850	-5,710
11,734		14,836	-3,102
9,480		9,287	193
5,652		5,537	115
15,304		14,993	311
10,174		9,968	206
21,380		20,946	434
24,658		24,158	500
8,354		8,184	170
25,893		25,517	376
4,175		4,021	154
1,573		1,170	403
3,753		2,819	934
2,341		2,626	-285
10,122		7,354	2,768
1,771		1,519	252
10,115		8,662	1,453
932		717	215
20,788		21,993	-1,205
11,538		8,950	2,588
21,905		16,768	5,137
1		1	0
1		1	0
1		1	0
1		1	0

Form 990PF Part IV - Capital Gains and Losses for Tax on Investment Income - Columns e - h

(e) Gross sales price	(f) Depreciation allowed (or allowable)	(g) Cost or other basis plus expense of sale	(h) Gain or (loss) (e) plus (f) minus (g)
1		1	0
9		9	0
9		9	0
9		9	0
9		9	0
9		9	0
9		9	0
9		9	0
9		9	0
9		9	0
9		9	0
9		9	0
9		9	0
9		10	-1
10		10	0
10		10	0
11		11	0
11		11	0
10		10	0
10		10	0
11		11	0
10		11	-1
11		11	0
11		11	0
11		11	0
11		11	0
11		12	-1
12		12	0
24,460		24,382	78
28,197		31,698	-3,501
15,274		15,420	-146
15,205		15,420	-215
24,918		25,392	-474

Form 990PF Part IV - Capital Gains and Losses for Tax on Investment Income - Columns e - h

(e) Gross sales price	(f) Depreciation allowed (or allowable)	(g) Cost or other basis plus expense of sale	(h) Gain or (loss) (e) plus (f) minus (g)
33,949		32,372	1,577
1,736		2,562	-826
3,667		2,812	855
7,178		4,820	2,358
16,154		17,075	-921
3,590		3,809	-219
5,385		5,603	-218
17,332		18,320	-988
3,852		4,087	-235
5,777		6,012	-235
54,891		56,641	-1,750
12,198		12,635	-437
18,297		18,587	-290
2,702		896	1,806
5,958		2,308	3,650
17,604		17,877	-273
10,891		8,348	2,543
3,811		5,215	-1,404
5,445		11,360	-5,915
4,232		7,942	-3,710
10,772		11,399	-627
10,781		11,399	-618
10,781		10,735	46
22,467		20,818	1,649
16,390		13,847	2,543
14,562		11,895	2,667
604		584	20
930		888	42
1,761		1,752	9
21,659		21,270	389

Form 990PF Part IV - Capital Gains and Losses for Tax on Investment Income - Columns e - h

(e) Gross sales price	(f) Depreciation allowed (or allowable)	(g) Cost or other basis plus expense of sale	(h) Gain or (loss) (e) plus (f) minus (g)
10,830		11,037	-207
1,243		1,316	-73
360		337	23
1,813		1,661	152
4,259		6,033	-1,774
12,236		24,133	-11,897
12,229		24,365	-12,136
5,009		5,056	-47
16,351		13,669	2,682
1,225		1,240	-15
12,994		14,010	-1,016
12,662		12,407	255
1,185		3,482	-2,297
2,239		2,236	3
4,078		3,491	587
2,555		2,430	125
5,505		3,594	1,911
98		96	2
13,910		13,061	849
2,004		1,794	210
5,063		4,139	924
2,478		2,424	54
12,473		10,533	1,940
6,121		5,481	640
8,590		7,326	1,264
8,076		6,711	1,365
11,306		15,269	-3,963
2,283		2,431	-148
9,223		14,245	-5,022
8,781		12,740	-3,959

Form 990PF Part IV - Capital Gains and Losses for Tax on Investment Income - Columns e - h

(e) Gross sales price	(f) Depreciation allowed (or allowable)	(g) Cost or other basis plus expense of sale	(h) Gain or (loss) (e) plus (f) minus (g)
8,052		7,253	799
15,245		13,115	2,130
26,580		26,466	114
36,571		35,135	1,436
5,255		4,418	837
3,450		2,350	1,100
3,586		4,706	-1,120
10		11	-1
8,019		7,303	716
2,518		2,532	-14
20,632		21,507	-875
31,459		39,091	-7,632
19,750		19,872	-122
10,394		13,134	-2,740
11,959		15,319	-3,360
28,811		38,241	-9,430
847		952	-105
3,624		3,618	6
24,655		24,890	-235
35,383		34,813	570
31,568		32,231	-663
1,020		1,899	-879
6,103		5,831	272
7,678		7,338	340
3,726		3,603	123
15,446		16,076	-630
1,415		1,372	43
349		360	-11
130		132	-2
10		10	0

Form 990PF Part IV - Capital Gains and Losses for Tax on Investment Income - Columns e - h

(e) Gross sales price	(f) Depreciation allowed (or allowable)	(g) Cost or other basis plus expense of sale	(h) Gain or (loss) (e) plus (f) minus (g)
239		251	-12
90		89	1
249		244	5
673		531	142
453		355	98
2,870		2,307	563
36,815		35,424	1,391
15,323		18,080	-2,757
13,920		13,209	711
17,579		20,725	-3,146
7,893		9,153	-1,260
12,608		13,629	-1,021
10,612		11,751	-1,139
4,163		3,584	579
3,357		3,362	-5
4,298		4,548	-250
10,540		12,454	-1,914
9,367		10,981	-1,614
9,286		9,316	-30
5,847		6,104	-257
3,102		3,167	-65
650		690	-40
975		833	142
1,564		1,361	203
1,166		1,028	138
33,971		32,828	1,143
14,978		15,028	-50
14,975		14,994	-19
4,120		2,689	1,431
2,301		2,983	-682

Form 990PF Part IV - Capital Gains and Losses for Tax on Investment Income - Columns e - h

(e) Gross sales price	(f) Depreciation allowed (or allowable)	(g) Cost or other basis plus expense of sale	(h) Gain or (loss) (e) plus (f) minus (g)
16,667		20,659	-3,992
2,677		2,511	166
1,673		1,482	191
14,988		14,878	110
19,001		18,146	855
5,396		3,782	1,614
6,303		4,047	2,256
3,249		2,103	1,146
305		204	101
833		848	-15
20,532		21,571	-1,039
19,892		20,665	-773
10,795		8,318	2,477
20,664		19,973	691
13,547		15,347	-1,800
11,500		13,318	-1,818
13,008		11,127	1,881
28,255		29,092	-837
4,825		5,044	-219
14,676		15,133	-457
25,502		24,993	509
19,249		18,818	431
19,085		19,524	-439
13,998		14,087	-89
251		263	-12
252		265	-13
260		273	-13
254		267	-13
1,891		1,986	-95
252		265	-13

Form 990PF Part IV - Capital Gains and Losses for Tax on Investment Income - Columns e - h

(e) Gross sales price	(f) Depreciation allowed (or allowable)	(g) Cost or other basis plus expense of sale	(h) Gain or (loss) (e) plus (f) minus (g)
69,652		70,364	-712
1,032		1,072	-40
434		451	-17
3,106		3,226	-120
1,981		2,058	-77
441		458	-17
1,231		1,279	-48
143,287		145,698	-2,411
13,361		10,980	2,381
9,426		9,796	-370
8,531		8,598	-67
3,747		3,870	-123
12,560		9,845	2,715
11,962		10,446	1,516
10,863		9,784	1,079
3,128		2,585	543
4,416		4,005	411
16,448		13,917	2,531
5,714		4,455	1,259
4,661		2,991	1,670
27		25	2
27		26	1
108		104	4
1,373		1,262	111
404		316	88
241		208	33
2,413		1,108	1,305
19,560		12,738	6,822
17,623		12,406	5,217
6,045		5,317	728

Form 990PF Part IV - Capital Gains and Losses for Tax on Investment Income - Columns e - h

(e) Gross sales price	(f) Depreciation allowed (or allowable)	(g) Cost or other basis plus expense of sale	(h) Gain or (loss) (e) plus (f) minus (g)
11,007		10,634	373
9,535		9,589	-54
1,691		2,422	-731
13,934		22,041	-8,107
9,384		14,252	-4,868
4,634		4,378	256
6,922		6,209	713
4,175		3,422	753
14,350		11,784	2,566
23,916		16,436	7,480
2,910		2,753	157
2,802		1,893	909
2,940		5,714	-2,774
21,116		20,916	200
12,726		13,685	-959
11,165		12,146	-981
2,024		1,581	443
11,550		10,365	1,185
4,798		4,991	-193
10,782		9,374	1,408
8,603		8,049	554
7,782		7,116	666
12,988		10,862	2,126
541		569	-28
3,629		3,051	578
4,373		5,011	-638
7,784		9,378	-1,594
13,485		16,221	-2,736
4,195		5,143	-948
12,693		12,873	-180

Form 990PF Part IV - Capital Gains and Losses for Tax on Investment Income - Columns e - h

(e) Gross sales price	(f) Depreciation allowed (or allowable)	(g) Cost or other basis plus expense of sale	(h) Gain or (loss) (e) plus (f) minus (g)
7,100		7,659	-559
2,933		7,203	-4,270
2,755		6,328	-3,573
17		22	-5
486		601	-115
17		23	-6
347		404	-57
17		19	-2
1,996		1,674	322
1,591		1,281	310
6,605		6,295	310
11,434		10,388	1,046
22,244		20,776	1,468
17,380		17,078	302
18,327		16,814	1,513
9,757		19,608	-9,851
7,866		16,484	-8,618
2,034		2,245	-211
5,021		5,316	-295
2,078		1,978	100
6,987		4,165	2,822
111,800		99,191	12,609
34,500		31,573	2,927
50,100		45,331	4,769
14,957		14,973	-16
3,748		3,563	185
8,169		9,552	-1,383
7,842		8,317	-475
6,182		5,899	283
18,545		17,302	1,243

Form 990PF Part IV - Capital Gains and Losses for Tax on Investment Income - Columns e - h

(e) Gross sales price	(f) Depreciation allowed (or allowable)	(g) Cost or other basis plus expense of sale	(h) Gain or (loss) (e) plus (f) minus (g)
8,809		7,962	847
7,247		6,759	488
4,619		4,827	-208
7,253		5,364	1,889
14,970		10,528	4,442
5,970		5,678	292
22,404		21,652	752
2,397		2,552	-155
1,572		1,702	-130
1,190		1,308	-118
17,096		12,453	4,643
15,219		10,467	4,752
243		217	26
1,092		781	311
488		347	141
2,574		1,735	839
1,669		1,642	27
2,858		1,564	1,294
1,053		1,102	-49
2,557		1,834	723
3,216		2,715	501
8,143		4,280	3,863
31,055		33,316	-2,261
1,119		1,310	-191
9,541		10,361	-820
8,493		9,253	-760
1,738		1,635	103
1,892		1,734	158
11,165		11,148	17
214		215	-1

Form 990PF Part IV - Capital Gains and Losses for Tax on Investment Income - Columns e - h

(e) Gross sales price	(f) Depreciation allowed (or allowable)	(g) Cost or other basis plus expense of sale	(h) Gain or (loss) (e) plus (f) minus (g)
157		150	7
45		38	7
6,623		4,326	2,297
12,226		8,742	3,484
11,305		8,088	3,217
11,377		13,173	-1,796
11,111		11,746	-635
925		1,046	-121
16,334		13,210	3,124
12,289		10,857	1,432
11,423		9,370	2,053
12,111		9,353	2,758
16,725		11,249	5,476
14,303		9,568	4,735
25,101		24,802	299
15,840		15,975	-135
13,461		9,099	4,362
16,041		12,279	3,762
14,656		10,420	4,236
20,595		25,226	-4,631
4,409		2,916	1,493
2,677		1,934	743
2,520		1,554	966
2,991		2,137	854
24,848		24,016	832
38,000		40,332	-2,332
8,044		5,244	2,800
8,713		18,706	-9,993
149		320	-171
7,454		13,019	-5,565

Form 990PF Part IV - Capital Gains and Losses for Tax on Investment Income - Columns e - h

(e) Gross sales price	(f) Depreciation allowed (or allowable)	(g) Cost or other basis plus expense of sale	(h) Gain or (loss) (e) plus (f) minus (g)
5,374		5,962	-588
16,432		21,926	-5,494
4,252		5,933	-1,681
2,061		2,943	-882
4,970		7,009	-2,039
14,842		15,610	-768
2,611		2,895	-284
9,782		9,609	173
14,600		12,079	2,521
31,000		25,960	5,040
41,600		34,983	6,617
9,374		13,465	-4,091
5,955		9,465	-3,510
4,709		7,466	-2,757
3,523		3,613	-90
128		120	8
1,668		1,016	652
1,568		1,499	69
5,880		5,870	10
10,316		10,348	-32
9,686		8,845	841
12,176		12,634	-458
8,621		8,670	-49
7,417		7,303	114
9,647		27,988	-18,341
25,068		27,656	-2,588
4,347		2,817	1,530
10,246		10,697	-451
11,720		11,821	-101
1,161		1,173	-12

Form 990PF Part IV - Capital Gains and Losses for Tax on Investment Income - Columns e - h

(e) Gross sales price	(f) Depreciation allowed (or allowable)	(g) Cost or other basis plus expense of sale	(h) Gain or (loss) (e) plus (f) minus (g)
12,153		14,166	-2,013
10,495		11,937	-1,442
1,547		2,310	-763
15,012		16,487	-1,475
16,742		18,521	-1,779
8,675		12,370	-3,695
7,282		9,538	-2,256
2,921		2,757	164
17,559		17,370	189
6,288		5,346	942
12,054		11,967	87
5,872		5,459	413
5,209		4,840	369
21,634		28,647	-7,013
13,585		13,754	-169
6,916		7,278	-362
4,110		4,258	-148
4,173		4,367	-194
15,816		16,227	-411
15,072		15,084	-12
29,896		29,928	-32
2,219		1,921	298
10,864		11,112	-248
537		484	53
10,798		9,276	1,522
14,382		19,600	-5,218
2,745		4,498	-1,753
15,421		16,676	-1,255
13,373		14,214	-841
32,847		29,612	3,235

Form 990PF Part IV - Capital Gains and Losses for Tax on Investment Income - Columns e - h

(e) Gross sales price	(f) Depreciation allowed (or allowable)	(g) Cost or other basis plus expense of sale	(h) Gain or (loss) (e) plus (f) minus (g)
15,486		12,164	3,322
15,169		13,970	1,199
79,892		56,503	23,389
11,222		11,552	-330
14,532		14,449	83
8,735		8,654	81
8,490		8,648	-158
14,164		14,427	-263
7,601		6,090	1,511
12,491		8,675	3,816
11,301		6,761	4,540
22,748		19,753	2,995
2,934		1,636	1,298
2,639		1,373	1,266
4,172		5,372	-1,200
6,730		7,934	-1,204
8,076		10,224	-2,148
5,761		7,010	-1,249
4,011		4,208	-197
7,397		11,084	-3,687
29,421		29,002	419
57,698		58,974	-1,276
45,552		45,272	280
87,444		85,861	1,583
5,090		5,015	75
15,237		15,044	193
15,374		15,206	168
47,510		45,049	2,461
10,471		10,011	460
41,211		40,253	958

Form 990PF Part IV - Capital Gains and Losses for Tax on Investment Income - Columns e - h

(e) Gross sales price	(f) Depreciation allowed (or allowable)	(g) Cost or other basis plus expense of sale	(h) Gain or (loss) (e) plus (f) minus (g)
11,793		11,346	447
195,792		174,458	21,334
10,973		10,677	296
5,404		5,233	171
123,286		113,579	9,707
26,628		26,362	266
20,341		19,929	412
6,708		5,539	1,169
67,488		67,121	367
33,700		33,626	74
88,151		87,138	1,013
47,463		47,344	119
27,127		26,853	274
21,353		21,304	49
363,945		364,113	-168
498,203		498,721	-518
84,631		84,734	-103
59,766		59,813	-47
353,183		353,891	-708
574,820		574,091	729
94,974		94,978	-4
64,977		64,985	-8
64,919		64,985	-66
475,000		474,756	244
454,929		455,000	-71
185,607		184,944	663
311,211		310,315	896
545,639		544,921	718
40,206		40,197	9
100,539		100,507	32

Form 990PF Part IV - Capital Gains and Losses for Tax on Investment Income - Columns e - h

(e) Gross sales price	(f) Depreciation allowed (or allowable)	(g) Cost or other basis plus expense of sale	(h) Gain or (loss) (e) plus (f) minus (g)
80,456		80,365	91
110,494		110,510	-16
330,606		331,051	-445
75,138		75,152	-14
30,053		30,061	-8
175,027		174,288	739
20,131		20,059	72
105,779		105,312	467
115,871		115,302	569
30,087		30,070	17
40,028		40,053	-25
25,004		25,059	-55
90,788		90,341	447
50,260		50,255	5
24,782		25,059	-277
39,525		40,092	-567
14,944		15,032	-88
20,038		19,986	52
95,208		94,825	383
30,097		29,925	172
95,156		94,915	241
65,630		64,838	792
155,654		154,613	1,041
50,498		50,306	192
121,697		120,907	790
225,976		226,316	-340
20,078		20,156	-78
301,148		301,680	-532
65,236		65,267	-31
225,000		225,904	-904

Form 990PF Part IV - Capital Gains and Losses for Tax on Investment Income - Columns e - h

(e) Gross sales price	(f) Depreciation allowed (or allowable)	(g) Cost or other basis plus expense of sale	(h) Gain or (loss) (e) plus (f) minus (g)
433,590		436,658	-3,068
85,438		85,036	402
356,609		353,089	3,520
10,129		10,020	109
35,603		35,470	133
25,654		25,051	603
25,697		25,643	54
25,793		25,169	624
278,132		270,046	8,086
36,107		35,527	580
35,008		34,914	94
20,538		19,885	653
40,527		40,371	156
34,984		34,998	-14
44,988		45,094	-106
15,070		14,915	155
65,795		65,012	783
54,701		54,991	-290
29,919		30,136	-217
45,657		45,557	100
15,204		14,979	225
95,546		94,737	809
24,938		24,937	1
14,915		15,492	-577
19,816		19,949	-133
14,954		14,988	-34
10,078		10,212	-134
25,194		25,353	-159
15,119		15,029	90
60,469		59,848	621

Form 990PF Part IV - Capital Gains and Losses for Tax on Investment Income - Columns e - h

(e) Gross sales price	(f) Depreciation allowed (or allowable)	(g) Cost or other basis plus expense of sale	(h) Gain or (loss) (e) plus (f) minus (g)
15,122		14,950	172
66,092		64,257	1,835
15,664		15,220	444
42,605		42,162	443
21,577		20,923	654
185,141		173,422	11,719
2,880		6,578	-3,698
26,791		15,093	11,698
32,651		33,426	-775
23,232		23,226	6
23,626		21,035	2,591
5,907		5,446	461
2,155		2,160	-5
15,644		16,529	-885
5,215		5,288	-73
3,130		2,072	1,058
30,669		29,620	1,049
2,734		2,381	353
6,380		3,120	3,260
4,170		3,944	226
5,954		6,358	-404
13,547		9,497	4,050
1,009		798	211
2,765		2,939	-174
3,373		3,429	-56
5,653		6,337	-684
8,954		8,971	-17
12,394		12,952	-558
10,454		10,302	152
155,285		155,394	-109

Form 990PF Part IV - Capital Gains and Losses for Tax on Investment Income - Columns e - h

(e) Gross sales price	(f) Depreciation allowed (or allowable)	(g) Cost or other basis plus expense of sale	(h) Gain or (loss) (e) plus (f) minus (g)
20,000		20,064	-64
128,427		127,497	930
28,596		27,841	755
6,073		7,684	-1,611
14,578		11,950	2,628
12,872		11,718	1,154
30,000		32,111	-2,111
3,013		2,570	443
4,034		4,322	-288
33,716		35,334	-1,618
29,671		40,191	-10,520
53,520		53,844	-324
55,627		54,993	634
7,819		7,401	418
21,930		22,451	-521
22,810		23,505	-695
12,027		11,643	384
9,751		9,787	-36
14,456		15,973	-1,517
13,077		13,862	-785
27,185		28,079	-894
3,161		3,140	21
15,252		15,100	152
9,088		9,676	-588
2,134		2,401	-267
4,346		4,043	303
		193	-193
9,701			9,701
		1,926	-1,926
105,550			105,550

Form 990PF Part IV - Capital Gains and Losses for Tax on Investment Income - Columns i - l

Complete only for assets showing gain in column (h) and owned by the foundation on 12/31/69			(l) Gains (Col (h) gain minus col (k), but not less than -0-) or Losses (from col (h))
(i) F M V as of 12/31/69	(j) Adjusted basis as of 12/31/69	(k) Excess of col (i) over col (j), if any	
			-23,156
			-7,928
			284
			1,338
			4,934
			-4,799
			405
			650
			78
			0
			-256
			-3,695
			1,130
			731
			1,063
			-2,483
			-1,409
			-789
			-439
			472
			108
			878
			3,457
			2,693
			17,729
			2,758
			14,498
			-512
			457
			28

Form 990PF Part IV - Capital Gains and Losses for Tax on Investment Income - Columns i - l

Complete only for assets showing gain in column (h) and owned by the foundation on 12/31/69			(l) Gains (Col (h) gain minus col (k), but not less than -0-) or Losses (from col (h))
(i) FMV as of 12/31/69	(j) Adjusted basis as of 12/31/69	(k) Excess of col (i) over col (j), if any	
			70
			1,316
			-63
			883
			883
			107
			-504
			4,051
			-621
			-572
			-186
			1,646
			4,581
			8,601
			2,758
			6,409
			13,299
			2,410
			226
			839
			-1,818
			-50
			-715
			-407
			1,441
			-108
			-381
			1,709
			123
			146

Form 990PF Part IV - Capital Gains and Losses for Tax on Investment Income - Columns i - l

Complete only for assets showing gain in column (h) and owned by the foundation on 12/31/69			(l) Gains (Col (h) gain minus col (k), but not less than -0-) or Losses (from col (h))
(i) F M V as of 12/31/69	(j) Adjusted basis as of 12/31/69	(k) Excess of col (i) over col (j), if any	
			84
			110
			23
			63
			341
			-1,338
			-1,823
			-4,794
			-4,185
			-2,929
			-568
			-8,344
			-4,647
			-3,501
			-3,420
			-3,454
			-12,607
			-177
			-176
			-2
			-2
			-737
			536
			508
			-952
			-984
			-6,855
			-7,769
			-2,224
			78

Form 990PF Part IV - Capital Gains and Losses for Tax on Investment Income - Columns i - l

Complete only for assets showing gain in column (h) and owned by the foundation on 12/31/69			(l) Gains (Col (h) gain minus col (k), but not less than -0-) or Losses (from col (h))
(i) F M V as of 12/31/69	(j) Adjusted basis as of 12/31/69	(k) Excess of col (i) over col (j), if any	
			-510
			476
			2,164
			1,870
			1,338
			1,660
			2,274
			-1,344
			6,459
			-6,217
			-929
			-1,941
			-358
			-178
			57
			-10,373
			-2,165
			-2,241
			-399
			-67
			329
			87
			795
			234
			-908
			-42
			49,336
			254
			368
			-115

Form 990PF Part IV - Capital Gains and Losses for Tax on Investment Income - Columns i - l

Complete only for assets showing gain in column (h) and owned by the foundation on 12/31/69			(l) Gains (Col (h) gain minus col (k), but not less than -0-) or Losses (from col (h))
(i) FMV as of 12/31/69	(j) Adjusted basis as of 12/31/69	(k) Excess of col (i) over col (j), if any	
			-39
			-71
			-3
			-120
			-52
			-214
			280
			283
			2,454
			-1,113
			2,374
			741
			868
			2,773
			1,099
			1,219
			174
			-1,235
			2,622
			15,016
			-2,520
			-1,193
			211
			-1,131
			162
			1,602
			-568
			215
			-124
			575

Form 990PF Part IV - Capital Gains and Losses for Tax on Investment Income - Columns i - l

Complete only for assets showing gain in column (h) and owned by the foundation on 12/31/69			(l) Gains (Col (h) gain minus col (k), but not less than -0-) or Losses (from col (h))
(i) F M V as of 12/31/69	(j) Adjusted basis as of 12/31/69	(k) Excess of col (i) over col (j), if any	
			749
			878
			87
			-305
			1,546
			-1,398
			2,438
			1,908
			-13,212
			-268
			-3,150
			-358
			-809
			394
			-479
			-853
			-152
			-83
			-495
			-152
			603
			3,757
			1,202
			981
			186
			-6,013
			-1,760
			-4,763
			-304
			-4,286

Form 990PF Part IV - Capital Gains and Losses for Tax on Investment Income - Columns i - l

Complete only for assets showing gain in column (h) and owned by the foundation on 12/31/69			(l) Gains (Col (h) gain minus col (k), but not less than -0-) or Losses (from col (h))
(i) F M V as of 12/31/69	(j) Adjusted basis as of 12/31/69	(k) Excess of col (i) over col (j), if any	
			-1,008
			-3,593
			-1,304
			1,810
			1,838
			876
			3,309
			2,052
			744
			-97
			-37
			-2
			-9
			12
			49
			94
			40
			173
			1,168
			401
			986
			35
			1,957
			1,249
			-5,392
			-2,505
			800
			352
			137
			265

Form 990PF Part IV - Capital Gains and Losses for Tax on Investment Income - Columns i - l

Complete only for assets showing gain in column (h) and owned by the foundation on 12/31/69			(l) Gains (Col (h) gain minus col (k), but not less than -0-) or Losses (from col (h))
(i) FMV as of 12/31/69	(j) Adjusted basis as of 12/31/69	(k) Excess of col (i) over col (j), if any	
			-27
			179
			72
			1,335
			-16,937
			-23
			-12
			-33
			127
			-1,744
			-112
			-628
			-3
			1,139
			121
			155
			125
			1,104
			1,573
			1,210
			3
			1,292
			843
			73
			3,418
			1,168
			-1,130
			45
			130
			269

Form 990PF Part IV - Capital Gains and Losses for Tax on Investment Income - Columns i - l

Complete only for assets showing gain in column (h) and owned by the foundation on 12/31/69			(l) Gains (Col (h) gain minus col (k), but not less than -0-) or Losses (from col (h))
(i) F M V as of 12/31/69	(j) Adjusted basis as of 12/31/69	(k) Excess of col (i) over col (j), if any	
			272
			-413
			320
			711
			-136
			-2,781
			-2,869
			-3,651
			269
			4,619
			281
			89
			825
			-1,371
			277
			66
			-19
			-1
			-1
			-4
			1,890
			-17
			-1
			-3
			-6
			-11
			-1
			-1
			-4
			-119

Form 990PF Part IV - Capital Gains and Losses for Tax on Investment Income - Columns i - l

Complete only for assets showing gain in column (h) and owned by the foundation on 12/31/69			(l) Gains (Col (h) gain minus col (k), but not less than -0-) or Losses (from col (h))
(i) F M V as of 12/31/69	(j) Adjusted basis as of 12/31/69	(k) Excess of col (i) over col (j), if any	
			-5
			-20
			-46
			-10
			-1
			-2
			-5
			-11
			-1
			-2
			-4
			-11
			-1
			-2
			-5
			-11
			-1
			-2
			-4
			-2
			-11
			-1
			-2
			-4
			-2
			-11
			-1
			-2
			-4
			-2
			-11
			0
			-2
			-4
			-2

Form 990PF Part IV - Capital Gains and Losses for Tax on Investment Income - Columns i - l

Complete only for assets showing gain in column (h) and owned by the foundation on 12/31/69			(l) Gains (Col (h) gain minus col (k), but not less than -0-) or Losses (from col (h))
(i) F M V as of 12/31/69	(j) Adjusted basis as of 12/31/69	(k) Excess of col (i) over col (j), if any	
			4,983
			250
			953
			196
			2,545
			-17
			-396
			-19
			-39
			-92
			-8
			0
			-1
			-2
			-294
			-14
			-29
			-68
			-8
			-1
			-1
			-2
			-8
			0
			-1
			-2
			-8
			0
			-1
			-2
			-8
			0
			-1
			-2

Form 990PF Part IV - Capital Gains and Losses for Tax on Investment Income - Columns i - l

Complete only for assets showing gain in column (h) and owned by the foundation on 12/31/69			(l) Gains (Col (h) gain minus col (k), but not less than -0-) or Losses (from col (h))
(i) F M V as of 12/31/69	(j) Adjusted basis as of 12/31/69	(k) Excess of col (i) over col (j), if any	
			-8
			0
			-1
			-2
			-441
			-21
			-44
			-103
			-10
			-11
			4,947
			-9
			-3
			-3
			-3
			-3
			-3
			-4
			-3
			-3
			-306
			3,736
			-8
			-9
			-9
			-9
			-9
			-286
			-9
			-488

Form 990PF Part IV - Capital Gains and Losses for Tax on Investment Income - Columns i - l

Complete only for assets showing gain in column (h) and owned by the foundation on 12/31/69			(l) Gains (Col (h) gain minus col (k), but not less than -0-) or Losses (from col (h))
(i) F M V as of 12/31/69	(j) Adjusted basis as of 12/31/69	(k) Excess of col (i) over col (j), if any	
			-8
			-9
			-633
			-11
			-672
			-9
			-9
			-9
			-10
			-191
			-10
			-9
			-11
			-340
			-10
			-11
			-11
			-13
			-13
			-13
			-330
			-13
			-14
			-15
			-14
			-397
			-15
			-15
			-9
			-7

Form 990PF Part IV - Capital Gains and Losses for Tax on Investment Income - Columns i - l

Complete only for assets showing gain in column (h) and owned by the foundation on 12/31/69			(l) Gains (Col (h) gain minus col (k), but not less than -0-) or Losses (from col (h))
(i) F M V as of 12/31/69	(j) Adjusted basis as of 12/31/69	(k) Excess of col (i) over col (j), if any	
			-7
			-7
			-6
			-220
			-470
			-6
			-6
			-9
			-5
			-5
			-107
			-6
			-6
			-6
			-112
			-115
			-6
			-6
			-6
			-6
			-6
			-18
			-20
			-20
			-19
			-20
			-19
			-19
			-118
			-22

Form 990PF Part IV - Capital Gains and Losses for Tax on Investment Income - Columns i - l

Complete only for assets showing gain in column (h) and owned by the foundation on 12/31/69			(l) Gains (Col (h) gain minus col (k), but not less than -0-) or Losses (from col (h))
(i) F M V as of 12/31/69	(j) Adjusted basis as of 12/31/69	(k) Excess of col (i) over col (j), if any	
			-130
			-263
			-21
			-2
			-6
			-5
			-6
			-7
			-6
			-7
			-136
			-7
			-18
			-17
			-38
			-18
			-167
			-172
			-176
			-26
			-11
			-10
			-13
			-35
			-19
			2,004
			-358
			678
			5,522
			2,166

Form 990PF Part IV - Capital Gains and Losses for Tax on Investment Income - Columns i - l

Complete only for assets showing gain in column (h) and owned by the foundation on 12/31/69			(l) Gains (Col (h) gain minus col (k), but not less than -0-) or Losses (from col (h))
(i) F M V as of 12/31/69	(j) Adjusted basis as of 12/31/69	(k) Excess of col (i) over col (j), if any	
			2,259
			2,753
			-3,938
			-6,557
			-3,255
			-5,710
			-3,102
			193
			115
			311
			206
			434
			500
			170
			376
			154
			403
			934
			-285
			2,768
			252
			1,453
			215
			-1,205
			2,588
			5,137
			0
			0
			0
			0

Form 990PF Part IV - Capital Gains and Losses for Tax on Investment Income - Columns i - l

Complete only for assets showing gain in column (h) and owned by the foundation on 12/31/69			(l) Gains (Col (h) gain minus col (k), but not less than -0-) or Losses (from col (h))
(i) F M V as of 12/31/69	(j) Adjusted basis as of 12/31/69	(k) Excess of col (i) over col (j), if any	
			0
			0
			0
			0
			0
			0
			0
			0
			0
			0
			0
			0
			-1
			0
			0
			0
			0
			0
			0
			0
			-1
			0
			0
			0
			-1
			0
			78
			-3,501
			-146
			-215
			-474

Form 990PF Part IV - Capital Gains and Losses for Tax on Investment Income - Columns i - l

Complete only for assets showing gain in column (h) and owned by the foundation on 12/31/69			(l) Gains (Col (h) gain minus col (k), but not less than -0-) or Losses (from col (h))
(i) F M V as of 12/31/69	(j) Adjusted basis as of 12/31/69	(k) Excess of col (i) over col (j), if any	
			1,577
			-826
			855
			2,358
			-921
			-219
			-218
			-988
			-235
			-235
			-1,750
			-437
			-290
			1,806
			3,650
			-273
			2,543
			-1,404
			-5,915
			-3,710
			-627
			-618
			46
			1,649
			2,543
			2,667
			20
			42
			9
			389

Form 990PF Part IV - Capital Gains and Losses for Tax on Investment Income - Columns i - l

Complete only for assets showing gain in column (h) and owned by the foundation on 12/31/69			(l) Gains (Col (h) gain minus col (k), but not less than -0-) or Losses (from col (h))
(i) F M V as of 12/31/69	(j) Adjusted basis as of 12/31/69	(k) Excess of col (i) over col (j), if any	
			-207
			-73
			23
			152
			-1,774
			-11,897
			-12,136
			-47
			2,682
			-15
			-1,016
			255
			-2,297
			3
			587
			125
			1,911
			2
			849
			210
			924
			54
			1,940
			640
			1,264
			1,365
			-3,963
			-148
			-5,022
			-3,959

Form 990PF Part IV - Capital Gains and Losses for Tax on Investment Income - Columns i - l

Complete only for assets showing gain in column (h) and owned by the foundation on 12/31/69			(l) Gains (Col (h) gain minus col (k), but not less than -0-) or Losses (from col (h))
(i) F M V as of 12/31/69	(j) Adjusted basis as of 12/31/69	(k) Excess of col (i) over col (j), if any	
			799
			2,130
			114
			1,436
			837
			1,100
			-1,120
			-1
			716
			-14
			-875
			-7,632
			-122
			-2,740
			-3,360
			-9,430
			-105
			6
			-235
			570
			-663
			-879
			272
			340
			123
			-630
			43
			-11
			-2
			0

Form 990PF Part IV - Capital Gains and Losses for Tax on Investment Income - Columns i - l

Complete only for assets showing gain in column (h) and owned by the foundation on 12/31/69			(l) Gains (Col (h) gain minus col (k), but not less than -0-) or Losses (from col (h))
(i) F M V as of 12/31/69	(j) Adjusted basis as of 12/31/69	(k) Excess of col (i) over col (j), if any	
			-12
			1
			5
			142
			98
			563
			1,391
			-2,757
			711
			-3,146
			-1,260
			-1,021
			-1,139
			579
			-5
			-250
			-1,914
			-1,614
			-30
			-257
			-65
			-40
			142
			203
			138
			1,143
			-50
			-19
			1,431
			-682

Form 990PF Part IV - Capital Gains and Losses for Tax on Investment Income - Columns i - l

Complete only for assets showing gain in column (h) and owned by the foundation on 12/31/69			(l) Gains (Col (h) gain minus col (k), but not less than -0-) or Losses (from col (h))
(i) F M V as of 12/31/69	(j) Adjusted basis as of 12/31/69	(k) Excess of col (i) over col (j), if any	
			-3,992
			166
			191
			110
			855
			1,614
			2,256
			1,146
			101
			-15
			-1,039
			-773
			2,477
			691
			-1,800
			-1,818
			1,881
			-837
			-219
			-457
			509
			431
			-439
			-89
			-12
			-13
			-13
			-13
			-95
			-13

Form 990PF Part IV - Capital Gains and Losses for Tax on Investment Income - Columns i - l

Complete only for assets showing gain in column (h) and owned by the foundation on 12/31/69			(l) Gains (Col (h) gain minus col (k), but not less than -0-) or Losses (from col (h))
(i) F M V as of 12/31/69	(j) Adjusted basis as of 12/31/69	(k) Excess of col (i) over col (j), if any	
			-712
			-40
			-17
			-120
			-77
			-17
			-48
			-2,411
			2,381
			-370
			-67
			-123
			2,715
			1,516
			1,079
			543
			411
			2,531
			1,259
			1,670
			2
			1
			4
			111
			88
			33
			1,305
			6,822
			5,217
			728

Form 990PF Part IV - Capital Gains and Losses for Tax on Investment Income - Columns i - l

Complete only for assets showing gain in column (h) and owned by the foundation on 12/31/69			(l) Gains (Col (h) gain minus col (k), but not less than -0-) or Losses (from col (h))
(i) F M V as of 12/31/69	(j) Adjusted basis as of 12/31/69	(k) Excess of col (i) over col (j), if any	
			373
			-54
			-731
			-8,107
			-4,868
			256
			713
			753
			2,566
			7,480
			157
			909
			-2,774
			200
			-959
			-981
			443
			1,185
			-193
			1,408
			554
			666
			2,126
			-28
			578
			-638
			-1,594
			-2,736
			-948
			-180

Form 990PF Part IV - Capital Gains and Losses for Tax on Investment Income - Columns i - l

Complete only for assets showing gain in column (h) and owned by the foundation on 12/31/69			(l) Gains (Col (h) gain minus col (k), but not less than -0-) or Losses (from col (h))
(i) F M V as of 12/31/69	(j) Adjusted basis as of 12/31/69	(k) Excess of col (i) over col (j), if any	
			-559
			-4,270
			-3,573
			-5
			-115
			-6
			-57
			-2
			322
			310
			310
			1,046
			1,468
			302
			1,513
			-9,851
			-8,618
			-211
			-295
			100
			2,822
			12,609
			2,927
			4,769
			-16
			185
			-1,383
			-475
			283
			1,243

Form 990PF Part IV - Capital Gains and Losses for Tax on Investment Income - Columns i - l

Complete only for assets showing gain in column (h) and owned by the foundation on 12/31/69			(l) Gains (Col (h) gain minus col (k), but not less than -0-) or Losses (from col (h))
(i) F M V as of 12/31/69	(j) Adjusted basis as of 12/31/69	(k) Excess of col (i) over col (j), if any	
			847
			488
			-208
			1,889
			4,442
			292
			752
			-155
			-130
			-118
			4,643
			4,752
			26
			311
			141
			839
			27
			1,294
			-49
			723
			501
			3,863
			-2,261
			-191
			-820
			-760
			103
			158
			17
			-1

Form 990PF Part IV - Capital Gains and Losses for Tax on Investment Income - Columns i - l

Complete only for assets showing gain in column (h) and owned by the foundation on 12/31/69			(l) Gains (Col (h) gain minus col (k), but not less than -0-) or Losses (from col (h))
(i) F M V as of 12/31/69	(j) Adjusted basis as of 12/31/69	(k) Excess of col (i) over col (j), if any	
			7
			7
			2,297
			3,484
			3,217
			-1,796
			-635
			-121
			3,124
			1,432
			2,053
			2,758
			5,476
			4,735
			299
			-135
			4,362
			3,762
			4,236
			-4,631
			1,493
			743
			966
			854
			832
			-2,332
			2,800
			-9,993
			-171
			-5,565

Form 990PF Part IV - Capital Gains and Losses for Tax on Investment Income - Columns i - l

Complete only for assets showing gain in column (h) and owned by the foundation on 12/31/69			(l) Gains (Col (h) gain minus col (k), but not less than -0-) or Losses (from col (h))
(i) F M V as of 12/31/69	(j) Adjusted basis as of 12/31/69	(k) Excess of col (i) over col (j), if any	
			-588
			-5,494
			-1,681
			-882
			-2,039
			-768
			-284
			173
			2,521
			5,040
			6,617
			-4,091
			-3,510
			-2,757
			-90
			8
			652
			69
			10
			-32
			841
			-458
			-49
			114
			-18,341
			-2,588
			1,530
			-451
			-101
			-12

Form 990PF Part IV - Capital Gains and Losses for Tax on Investment Income - Columns i - l

Complete only for assets showing gain in column (h) and owned by the foundation on 12/31/69			(l) Gains (Col (h) gain minus col (k), but not less than -0-) or Losses (from col (h))
(i) F M V as of 12/31/69	(j) Adjusted basis as of 12/31/69	(k) Excess of col (i) over col (j), if any	
			-2,013
			-1,442
			-763
			-1,475
			-1,779
			-3,695
			-2,256
			164
			189
			942
			87
			413
			369
			-7,013
			-169
			-362
			-148
			-194
			-411
			-12
			-32
			298
			-248
			53
			1,522
			-5,218
			-1,753
			-1,255
			-841
			3,235

Form 990PF Part IV - Capital Gains and Losses for Tax on Investment Income - Columns i - l

Complete only for assets showing gain in column (h) and owned by the foundation on 12/31/69			(l) Gains (Col (h) gain minus col (k), but not less than -0-) or Losses (from col (h))
(i) FMV as of 12/31/69	(j) Adjusted basis as of 12/31/69	(k) Excess of col (i) over col (j), if any	
			3,322
			1,199
			23,389
			-330
			83
			81
			-158
			-263
			1,511
			3,816
			4,540
			2,995
			1,298
			1,266
			-1,200
			-1,204
			-2,148
			-1,249
			-197
			-3,687
			419
			-1,276
			280
			1,583
			75
			193
			168
			2,461
			460
			958

Form 990PF Part IV - Capital Gains and Losses for Tax on Investment Income - Columns i - l

Complete only for assets showing gain in column (h) and owned by the foundation on 12/31/69			(l) Gains (Col (h) gain minus col (k), but not less than -0-) or Losses (from col (h))
(i) F M V as of 12/31/69	(j) Adjusted basis as of 12/31/69	(k) Excess of col (i) over col (j), if any	
			447
			21,334
			296
			171
			9,707
			266
			412
			1,169
			367
			74
			1,013
			119
			274
			49
			-168
			-518
			-103
			-47
			-708
			729
			-4
			-8
			-66
			244
			-71
			663
			896
			718
			9
			32

Form 990PF Part IV - Capital Gains and Losses for Tax on Investment Income - Columns i - l

Complete only for assets showing gain in column (h) and owned by the foundation on 12/31/69			(l) Gains (Col (h) gain minus col (k), but not less than -0-) or Losses (from col (h))
(i) F M V as of 12/31/69	(j) Adjusted basis as of 12/31/69	(k) Excess of col (i) over col (j), if any	
			91
			-16
			-445
			-14
			-8
			739
			72
			467
			569
			17
			-25
			-55
			447
			5
			-277
			-567
			-88
			52
			383
			172
			241
			792
			1,041
			192
			790
			-340
			-78
			-532
			-31
			-904

Form 990PF Part IV - Capital Gains and Losses for Tax on Investment Income - Columns i - l

Complete only for assets showing gain in column (h) and owned by the foundation on 12/31/69			(l) Gains (Col (h) gain minus col (k), but not less than -0-) or Losses (from col (h))
(i) F M V as of 12/31/69	(j) Adjusted basis as of 12/31/69	(k) Excess of col (i) over col (j), if any	
			-3,068
			402
			3,520
			109
			133
			603
			54
			624
			8,086
			580
			94
			653
			156
			-14
			-106
			155
			783
			-290
			-217
			100
			225
			809
			1
			-577
			-133
			-34
			-134
			-159
			90
			621

Form 990PF Part IV - Capital Gains and Losses for Tax on Investment Income - Columns i - l

Complete only for assets showing gain in column (h) and owned by the foundation on 12/31/69			(l) Gains (Col (h) gain minus col (k), but not less than -0-) or Losses (from col (h))
(i) F M V as of 12/31/69	(j) Adjusted basis as of 12/31/69	(k) Excess of col (i) over col (j), if any	
			172
			1,835
			444
			443
			654
			11,719
			-3,698
			11,698
			-775
			6
			2,591
			461
			-5
			-885
			-73
			1,058
			1,049
			353
			3,260
			226
			-404
			4,050
			211
			-174
			-56
			-684
			-17
			-558
			152
			-109

Form 990PF Part IV - Capital Gains and Losses for Tax on Investment Income - Columns i - l

Complete only for assets showing gain in column (h) and owned by the foundation on 12/31/69			(l) Gains (Col (h) gain minus col (k), but not less than -0-) or Losses (from col (h))
(i) F M V as of 12/31/69	(j) Adjusted basis as of 12/31/69	(k) Excess of col (i) over col (j), if any	
			-64
			930
			755
			-1,611
			2,628
			1,154
			-2,111
			443
			-288
			-1,618
			-10,520
			-324
			634
			418
			-521
			-695
			384
			-36
			-1,517
			-785
			-894
			21
			152
			-588
			-267
			303
			-193
			9,701
			-1,926
			105,550

Form 990PF Part XV Line 3 - Grants and Contributions Paid During the Year or Approved for Future Payment

Recipient	If recipient is an individual, show any relationship to any foundation manager or substantial contributor	Foundation status of recipient	Purpose of grant or contribution	Amount
Name and address (home or business)				
a Paid during the year				
211 BROWARD3217 NW 10TH TERRACE 307 FT LAUDERDALE, FL 33309	NONE	PUBLIC CHARITY	PUBLIC WELFARE	1,000
AD COUNCIL OF ROCHESTER274 N GOODMAN STREET SUITE B269 ROCHESTER, NY 14607	NONE	PUBLIC CHARITY	EDUCATION	26,000
AL SIGL COMMUNITY OF AGENCIES 1000 ELMWOOD AVENUE ROCHESTER, NY 14620	NONE	PUBLIC CHARITY	PUBLIC WELFARE	21,000
AMERICAN RED CROSS825 FERN STREET WEST PALM BEACH, FL 33401	NONE	PUBLIC CHARITY	PUBLIC WELFARE	5,000
BOCA RATON COMMUNITY HOSPITAL745 MEADOWS ROAD BOCA RATON, FL 33486	NONE	PUBLIC CHARITY	MEDICAL	5,000
BUONICONTI FUND1095 NW 14TH TERRACE MIAMI, FL 33136	NONE	PUBLIC CHARITY	PUBLIC WELFARE	15,000
CHILDREN'S PLACE HOME SAFE 2840 SIXTH AVENUE SOUTH LAKE WORTH, FL 33461	NONE	PUBLIC CHARITY	PUBLIC WELFARE	14,500
CHRISTINE E LYNN COLLEGE OF NURSING777 GLADES ROAD BOCA RATON, FL 33431	NONE	PUBLIC CHARITY	MEDICAL	25,000
DEERFIELD ACADEMYP O BOX 87 DEERFIELD, MA 01342	NONE	PUBLIC CHARITY	EDUCATION	125,000
FEEDING SOUTH FLORIDA2501 SW 32 TERRACE PEMBROKE PARK, FL 33023	NONE	PUBLIC CHARITY	PUBLIC WELFARE	25,000
FOOD FOR THE POOR6401 LYONS ROAD COCONUT CREEK, FL 33073	NONE	PUBLIC CHARITY	PUBLIC WELFARE	15,000
FRIENDS OF ABUSED CHILDREN222 LAKEVIEW AVENUE SUITE 160-209 WEST PALM BEACH, FL 33401	NONE	PUBLIC CHARITY	PUBLIC WELFARE	2,000
GEORGE EASTMAN HOUSE900 EAST AVENUE ROCHESTER, NY 14607	NONE	PUBLIC CHARITY	EDUCATION	22,500
MAKE A WISH FOUNDATION4491 S STATE ROAD 7 SUITE 201 FT LAUDERDALE, FL 33314	NONE	PUBLIC CHARITY	PUBLIC WELFARE	5,000
MIAMI DOLPHINS FOUNDATION 347 DON SHULA DRIVE MIAMI GARDENS, FL 33056	NONE	PUBLIC CHARITY	PUBLIC WELFARE	40,000
OSJ COMMANDERY OF FLORIDA C100 SPONSORSHIP1500 NW 1ST COURT BOCA RATON, FL 33432	NONE	PUBLIC CHARITY	PUBLIC WELFARE	10,000
PROCTOR ACADEMY204 MAIN STREET ANDOVER, NH 03216	NONE	PUBLIC CHARITY	PUBLIC WELFARE	125,000
SALVATION ARMY2100 PALM BEACH LAKES BLVD WEST PALM BEACH, FL 33409	NONE	PUBLIC CHARITY	PUBLIC WELFARE	5,000
SOUTH FLORIDA BIBLE COLLEGE 1100 S FEDERAL HIGHWAY DEERFIELD BEACH, FL 33441	NONE	PUBLIC CHARITY	PUBLIC WELFARE	30,000
ST AMBROSE CATHOLIC CHURCH 380 SOUTH FEDERAL HIGHWAY DEERFIELD BEACH, FL 33441	NONE	PUBLIC CHARITY	PUBLIC WELFARE	10,000
THE LORD'S PLACE2808 NORTH AUSTRALIAN AVENUE WEST PALM BEACH, FL 33407	NONE	PUBLIC CHARITY	PUBLIC WELFARE	10,000
UM SYLVESTER COMPREHENSIVE CANCER CENTER1475 NW 12TH AVENUE MIAMI, FL 33136	NONE	PUBLIC CHARITY	MEDICAL	10,000
UNIVERSITY OF DELAWARE2700 PENNSYLVANIA AVENUE WILMINGTON, DE 19806	NONE	PUBLIC CHARITY	PUBLIC WELFARE	20,000
UNIVERSITY OF MIAMI1320 S DIXIE HIGHWAY CORAL GABLES, FL 33124	NONE	PUBLIC CHARITY	PUBLIC WELFARE	265,500
Total  3a				832,500

TY 2011 Accounting Fees Schedule

Name: HARCOURT M & VIRGINIA W SYLVESTER
FOUNDATION INC

EIN: 59-2018824

Category	Amount	Net Investment Income	Adjusted Net Income	Disbursements for Charitable Purposes
ACCOUNTING FEES	14,402	7,200		0

TY 2011 Investments Corporate Bonds Schedule

Name: HARCOURT M & VIRGINIA W SYLVESTER
FOUNDATION INC

EIN: 59-2018824

Name of Bond	End of Year Book Value	End of Year Fair Market Value
FIXED INCOME OBLIGATIONS	5,750,013	6,035,781

**TY 2011 Investments Corporate
Stock Schedule**

Name: HARCOURT M & VIRGINIA W SYLVESTER
FOUNDATION INC
EIN: 59-2018824

Name of Stock	End of Year Book Value	End of Year Fair Market Value
EQUITIES AND MUTUAL FUNDS	16,916,878	18,135,538

TY 2011 Investments Government Obligations Schedule

Name: HARCOURT M & VIRGINIA W SYLVESTER
FOUNDATION INC

EIN: 59-2018824

US Government Securities - End of	
Year Book Value:	4,389,064
US Government Securities - End of	
Year Fair Market Value:	4,501,975
State & Local Government	
Securities - End of Year Book	
Value:	0
State & Local Government	
Securities - End of Year Fair	
Market Value:	0

TY 2011 Investments - Other Schedule

Name: HARCOURT M & VIRGINIA W SYLVESTER
FOUNDATION INC
EIN: 59-2018824

Category / Item	Listed at Cost or FMV	Book Value	End of Year Fair Market Value
MONEY MARKET FUNDS	AT COST	3,666,984	3,666,984

TY 2011 Legal Fees Schedule

Name: HARCOURT M & VIRGINIA W SYLVESTER

FOUNDATION INC

EIN: 59-2018824

Category	Amount	Net Investment Income	Adjusted Net Income	Disbursements for Charitable Purposes
LEGAL	11,250	0		0

TY 2011 Other Decreases Schedule

Name: HARCOURT M & VIRGINIA W SYLVESTER
FOUNDATION INC

EIN: 59-2018824

Description	Amount
PARTNERSHIP ACTIVITY NOT RECORDED ON BOOKS	5,437
OTHER TIMING DIFFERENCES	26,418

TY 2011 Other Expenses Schedule

Name: HARCOURT M & VIRGINIA W SYLVESTER
FOUNDATION INC

EIN: 59-2018824

Description	Revenue and Expenses per Books	Net Investment Income	Adjusted Net Income	Disbursements for Charitable Purposes
OFFICE EXPENSE	4,711	0		0
POSTAGE	296	0		0
ADR FEES	2,558	2,558		0
K-1 PORTFOLIO DEDUCTIONS	16,979	16,979		0

TY 2011 Other Income Schedule

Name: HARCOURT M & VIRGINIA W SYLVESTER
FOUNDATION INC

EIN: 59-2018824

Description	Revenue And Expenses Per Books	Net Investment Income	Adjusted Net Income
K-1 PORTFOLIO INCOME	816	816	816
WELLS FARGO - ACCRETION	2,932	2,932	2,932
CLASS ACTION AND OTHER INCOME	7,477	7,477	7,477
REFUND OF PRIOR YEAR FIDUCIARY FEES	427,461	427,461	427,461

TY 2011 Other Increases Schedule

Name: HARCOURT M & VIRGINIA W SYLVESTER
FOUNDATION INC

EIN: 59-2018824

Description	Amount
PRN DISTRIBUTION FROM HMS CLAT U/A/D 2/13/07	1,061,684

TY 2011 Other Professional Fees Schedule

Name: HARCOURT M & VIRGINIA W SYLVESTER
FOUNDATION INC

EIN: 59-2018824

Category	Amount	Net Investment Income	Adjusted Net Income	Disbursements for Charitable Purposes
INVESTMENT MGMT FEES	33,243	33,243		0
FIDUCIARY FEES REFUND	100,536	100,536		0

TY 2011 Taxes Schedule

Name: HARCOURT M & VIRGINIA W SYLVESTER
FOUNDATION INC

EIN: 59-2018824

Category	Amount	Net Investment Income	Adjusted Net Income	Disbursements for Charitable Purposes
FOREIGN TAX WITHHELD FROM DIVIDENDS	8,820	8,820		0
FOREIGN TAX WITHHELD FROM K-1	260	260		0