



See a Social Security Number? Say Something!  
Report Privacy Problems to <https://public.resource.org/privacy>  
Or call the IRS Identity Theft Hotline at 1-800-908-4490



Form 990-PF

Return of Private Foundation  
or Section 4947(a)(1) Nonexempt Charitable Trust  
Treated as a Private Foundation

OMB No 1545-0052  
  
2011

Department of the Treasury  
Internal Revenue Service

Note. The foundation may be able to use a copy of this return to satisfy state reporting requirements

For calendar year 2011, or tax year beginning 07-01-2011 , and ending 06-30-2012

G Check all that apply

☐ Initial return

☐ Initial return of a former public charity

☐ Final return

☐ Amended return

☐ Address change

☐ Name change

Name of foundation  
Max H Gluck Foundation Inc

Number and street (or P O box number if mail is not delivered to street address)  
PO Box 55516

Room/suite

City or town, state, and ZIP code  
Sherman Oaks, CA 91413

A Employer identification number  
95-3979100

B Telephone number (see page 10 of the instructions)  
(310) 519-1417

C If exemption application is pending, check here ☐

D 1. Foreign organizations, check here ☐

2. Foreign organizations meeting the 85% test, check here and attach computation ☐

E If private foundation status was terminated under section 507(b)(1)(A), check here ☐

F If the foundation is in a 60-month termination under section 507(b)(1)(B), check here ☐

H Check type of organization

☒ Section 501(c)(3) exempt private foundation

☐ Section 4947(a)(1) nonexempt charitable trust

☐ Other taxable private foundation





I Fair market value of all assets at end of year (from Part II, col. (c), line 16)  
\$ 100,785,145

J Accounting method

☐ Cash

☒ Accrual

☐ Other (specify) \_\_\_\_\_  
(Part I, column (d) must be on cash basis.)

| Part I Analysis of Revenue and Expenses (The total of amounts in columns (b), (c), and (d) may not necessarily equal the amounts in column (a) (see page 11 of the instructions) ) |  | (a) Revenue and expenses per books | (b) Net investment income | (c) Adjusted net income | (d) Disbursements for charitable purposes (cash basis only) |
|--|--|------------------------------------|---------------------------|-------------------------|---|
| Revenue  | 1 Contributions, gifts, grants, etc , received (attach schedule)   | 709,890                            |                           |                         |   |
|  | 2 Check <input type="checkbox"/> if the foundation is <b>not</b> required to attach Sch B  |                                    |                           |                         |   |
|  | 3 Interest on savings and temporary cash investments   | 12,329                             | 12,329                    |                         |   |
|  | 4 Dividends and interest from securities. . . . .  | 3,023,938                          | 3,023,938                 |                         |   |
|  | 5a Gross rents . . . . .   |                                    |                           |                         |   |
|  | b Net rental income or (loss) _____  |                                    |                           |                         |   |
|  | 6a Net gain or (loss) from sale of assets not on line 10   | -52,174                            |                           |                         |   |
|  | b Gross sales price for all assets on line 6a <u>73,492,732</u>  |                                    |                           |                         |   |
|  | 7 Capital gain net income (from Part IV, line 2) . . . .   |                                    |                           |                         |   |
|  | 8 Net short-term capital gain . . . . .  |                                    |                           |                         |   |
|  | 9 Income modifications . . . . .   |                                    |                           |                         |   |
|  | 10a Gross sales less returns and allowances  |                                    |                           |                         |   |
| Operating and Administrative Expenses  | b Less Cost of goods sold . . . . .  |                                    |                           |                         |   |
|  | c Gross profit or (loss) (attach schedule) . . . . .   |                                    |                           |                         |   |
|  | 11 Other income (attach schedule) . . . . .  |                                    |                           |                         |   |
|  | 12 <b>Total.</b> Add lines 1 through 11 . . . . .  | 3,693,983                          | 3,036,267                 |                         |   |
|  | 13 Compensation of officers, directors, trustees, etc  | 83,400                             | 5,300                     |                         | 72,060  |
|  | 14 Other employee salaries and wages . . . . .   | 44,449                             |                           |                         | 24,000  |
|  | 15 Pension plans, employee benefits . . . . .  |                                    |                           |                         |   |
|  | 16a Legal fees (attach schedule). . . . .  |                                    |                           |                         |   |
|  | b Accounting fees (attach schedule).                          | 173,132                            | 153,830                   |                         | 19,302  |
|  | c Other professional fees (attach schedule)                   | 626,599                            | 617,002                   |                         | 5,000   |
|  | 17 Interest . . . . .  |                                    |                           |                         |   |
|  | 18 Taxes (attach schedule) (see page 14 of the instructions)  | 114,597                            | 67,645                    |                         |   |
|  | 19 Depreciation (attach schedule) and depletion               | 134                                |                           |                         |   |
|  | 20 Occupancy . . . . .   | 11,927                             | 3,930                     |                         | 5,568   |
|  | 21 Travel, conferences, and meetings . . . . .   | 10,790                             | 171                       |                         | 10,179  |
|  | 22 Printing and publications . . . . .   |                                    |                           |                         |   |
|  | 23 Other expenses (attach schedule). . . . .   |                                    |                           |                         |   |
|  | 24 <b>Total operating and administrative expenses.</b>   |                                    |                           |                         |   |
|  | Add lines 13 through 23 . . . . .  | 1,065,028                          | 847,878                   |                         | 136,109   |
|  | 25 Contributions, gifts, grants paid. . . . .  | 4,679,803                          |                           |                         | 3,963,644   |
|  | 26 <b>Total expenses and disbursements.</b> Add lines 24 and 25  | 5,744,831                          | 847,878                   |                         | 4,099,753   |
|  | 27 Subtract line 26 from line 12   |                                    |                           |                         |   |
|  | a <b>Excess of revenue over expenses and disbursements</b>   | -2,050,848                         |                           |                         |   |
|  | b <b>Net investment income</b> (if negative, enter -0-)  |                                    | 2,188,389                 |                         |   |
|  | c <b>Adjusted net income</b> (if negative, enter -0-)  |                                    |                           |                         |   |

| Part II Balance Sheets      |  | Attached schedules and amounts in the description column should be for end-of-year amounts only (See instructions )                              | Beginning of year | End of year    |                       |
|-----------------------------|--|--|-------------------|----------------|-----------------------|
|                             |  |  | (a) Book Value    | (b) Book Value | (c) Fair Market Value |
| Assets                      | 1  | Cash—non-interest-bearing . . . . .  |                   |                |                       |
|                             | 2  | Savings and temporary cash investments . . . . .   | 15,869,775        | 14,210,597     | 14,210,597            |
|                             | 3  | Accounts receivable ▶ 292,858  |                   |                |                       |
|                             |  | Less allowance for doubtful accounts ▶   | 892,050           | 292,858        | 292,858               |
|                             | 4  | Pledges receivable ▶   |                   |                |                       |
|                             |  | Less allowance for doubtful accounts ▶   |                   |                |                       |
|                             | 5  | Grants receivable . . . . .  |                   |                |                       |
|                             | 6  | Receivables due from officers, directors, trustees, and other disqualified persons (attach schedule) (see page 15 of the instructions) . . . . . |                   |                |                       |
|                             | 7  | Other notes and loans receivable (attach schedule) ▶   |                   |                |                       |
|                             |  | Less allowance for doubtful accounts ▶   |                   |                |                       |
|                             | 8  | Inventories for sale or use . . . . .  |                   |                |                       |
|                             | 9  | Prepaid expenses and deferred charges . . . . .  |                   | 56,000         | 56,000                |
|                             | 10a  | Investments—U S and state government obligations (attach schedule)   | 12,031,483        | 9,675,326      | 9,675,326             |
|                             | b  | Investments—corporate stock (attach schedule) . . . . .  | 47,624,119        | 33,983,744     | 33,983,744            |
|                             | c  | Investments—corporate bonds (attach schedule). . . . .   | 14,984,514        | 20,077,597     | 20,077,597            |
|                             | 11   | Investments—land, buildings, and equipment basis ▶   |                   |                |                       |
|                             | Less accumulated depreciation (attach schedule) ▶  |  |                   |                |                       |
| 12                          | Investments—mortgage loans . . . . .   |  |                   |                |                       |
| 13                          | Investments—other (attach schedule) . . . . .  | 22,150,510   | 22,488,467        | 22,488,467     |                       |
| 14                          | Land, buildings, and equipment basis ▶ 4,825   |  |                   |                |                       |
|                             | Less accumulated depreciation (attach schedule) ▶ 4,269                                    | 690  | 556               | 556            |                       |
| 15                          | Other assets (describe ▶)  |  |                   |                |                       |
| 16                          | Total assets (to be completed by all filers—see the instructions Also, see page 1, item I) | 113,553,141  | 100,785,145       | 100,785,145    |                       |
| Liabilities                 | 17   | Accounts payable and accrued expenses . . . . .  | 7,328,712         | 199,391        |                       |
|                             | 18   | Grants payable . . . . .   | 4,164,907         | 4,681,066      |                       |
|                             | 19   | Deferred revenue . . . . .   |                   |                |                       |
|                             | 20   | Loans from officers, directors, trustees, and other disqualified persons   |                   |                |                       |
|                             | 21   | Mortgages and other notes payable (attach schedule) . . . . .  |                   |                |                       |
|                             | 22   | Other liabilities (describe ▶)   | 12,101            |                |                       |
|                             | 23   | Total liabilities (add lines 17 through 22) . . . . .  | 11,505,720        | 4,880,457      |                       |
| Net Assets or Fund Balances |  | Foundations that follow SFAS 117, check here ▶ <input checked="" type="checkbox"/> and complete lines 24 through 26 and lines 30 and 31.         |                   |                |                       |
|                             | 24   | Unrestricted . . . . .   | 102,047,421       | 95,904,688     |                       |
|                             | 25   | Temporarily restricted . . . . .   |                   |                |                       |
|                             | 26   | Permanently restricted . . . . .   |                   |                |                       |
|                             |  | Foundations that do not follow SFAS 117, check here ▶ <input type="checkbox"/> and complete lines 27 through 31.                                 |                   |                |                       |
|                             | 27   | Capital stock, trust principal, or current funds . . . . .   |                   |                |                       |
|                             | 28   | Paid-in or capital surplus, or land, bldg , and equipment fund   |                   |                |                       |
|                             | 29   | Retained earnings, accumulated income, endowment, or other funds   |                   |                |                       |
|                             | 30   | Total net assets or fund balances (see page 17 of the instructions) . . . . .  | 102,047,421       | 95,904,688     |                       |
|                             | 31   | Total liabilities and net assets/fund balances (see page 17 of the instructions) . . . . .   | 113,553,141       | 100,785,145    |                       |

| Part III Analysis of Changes in Net Assets or Fund Balances |  |   |             |
|---|--|---|-------------|
| 1   | Total net assets or fund balances at beginning of year—Part II, column (a), line 30 (must agree with end-of-year figure reported on prior year’s return) . . . . . | 1 | 102,047,421 |
| 2   | Enter amount from Part I, line 27a . . . . .   | 2 | -2,050,848  |
| 3   | Other increases not included in line 2 (itemize) ▶   | 3 |             |
| 4   | Add lines 1, 2, and 3 . . . . .  | 4 | 99,996,573  |
| 5   | Decreases not included in line 2 (itemize) ▶   | 5 | 4,091,885   |
| 6   | Total net assets or fund balances at end of year (line 4 minus line 5)—Part II, column (b), line 30 . . . . .  | 6 | 95,904,688  |

Part IV Capital Gains and Losses for Tax on Investment Income

|   |               |  |                                      |                                  |
|---|---------------|--|--------------------------------------|----------------------------------|
| (a) List and describe the kind(s) of property sold (e g , real estate, 2-story brick warehouse, or common stock, 200 shs MLC Co ) |               | (b) How acquired<br>P—Purchase<br>D—Donation | (c) Date acquired<br>(mo , day, yr ) | (d) Date sold<br>(mo , day, yr ) |
| 1 a   | Capital gains | P  | 2010-01-01                           | 2012-06-30                       |
| b   |               |  |                                      |                                  |
| c   |               |  |                                      |                                  |
| d   |               |  |                                      |                                  |
| e   |               |  |                                      |                                  |

|                       |  |   |  |
|-----------------------|--|---|--|
| (e) Gross sales price | (f) Depreciation allowed<br>(or allowable) | (g) Cost or other basis<br>plus expense of sale | (h) Gain or (loss)<br>(e) plus (f) minus (g) |
| a 73,492,732          |  | 73,544,906                                      | -52,174                                      |
| b                     |  |   |  |
| c                     |  |   |  |
| d                     |  |   |  |
| e                     |  |   |  |

Complete only for assets showing gain in column (h) and owned by the foundation on 12/31/69

|                          |                                      |   |  |
|--------------------------|--------------------------------------|---|--|
| (i) F M V as of 12/31/69 | (j) Adjusted basis<br>as of 12/31/69 | (k) Excess of col (i)<br>over col (j), if any | (l) Gains (Col (h) gain minus<br>col (k), but not less than -0-) or<br>Losses (from col (h)) |
| a                        |                                      |   | -52,174  |
| b                        |                                      |   |  |
| c                        |                                      |   |  |
| d                        |                                      |   |  |
| e                        |                                      |   |  |

|   |   |   |         |
|---|---|---|---------|
| 2 Capital gain net income or (net capital loss)   | { If gain, also enter in Part I, line 7<br>If (loss), enter -0- in Part I, line 7 } | 2 | -52,174 |
| 3 Net short-term capital gain or (loss) as defined in sections 1222(5) and (6)<br>If gain, also enter in Part I, line 8, column (c) (see pages 13 and 17 of the instructions)<br>If (loss), enter -0- in Part I, line 8 . . . . . |   | 3 |         |

Part V Qualification Under Section 4940(e) for Reduced Tax on Net Investment Income

(For optional use by domestic private foundations subject to the section 4940(a) tax on net investment income )

If section 4940(d)(2) applies, leave this part blank

Was the foundation liable for the section 4942 tax on the distributable amount of any year in the base period? ☐ Yes ☒ No

If "Yes," the foundation does not qualify under section 4940(e) Do not complete this part

1 Enter the appropriate amount in each column for each year, see page 18 of the instructions before making any entries

|  |  |  |   |
|--|--|--|---|
| (a)<br>Base period years Calendar<br>year (or tax year beginning in) | (b)<br>Adjusted qualifying distributions | (c)<br>Net value of noncharitable-use assets | (d)<br>Distribution ratio<br>(col (b) divided by col (c)) |
| 2010   | 4,888,394                                | 98,910,653                                   | 0 04942   |
| 2009   | 2,056,859                                | 34,076,517                                   | 0 06036   |
| 2008   | 2,567,647                                | 35,098,352                                   | 0 07316   |
| 2007   | 2,653,033                                | 47,458,759                                   | 0 05590   |
| 2006   | 2,942,848                                | 48,353,098                                   | 0 06086   |

|  |   |            |
|--|---|------------|
| 2 Total of line 1, column (d). . . . .   | 2 | 0 29970    |
| 3 Average distribution ratio for the 5-year base period—divide the total on line 2 by 5, or by the number of years the foundation has been in existence if less than 5 years . . . . | 3 | 0 05994    |
| 4 Enter the net value of noncharitable-use assets for 2011 from Part X, line 5. . . . .  | 4 | 96,853,487 |
| 5 Multiply line 4 by line 3. . . . .   | 5 | 5,805,398  |
| 6 Enter 1% of net investment income (1% of Part I, line 27b). . . . .  | 6 | 21,884     |
| 7 Add lines 5 and 6. . . . .   | 7 | 5,827,282  |
| 8 Enter qualifying distributions from Part XII, line 4. . . . .  | 8 | 4,099,753  |

If line 8 is equal to or greater than line 7, check the box in Part VI, line 1b, and complete that part using a 1% tax rate See the Part VI instructions on page 18

Part VIExcise Tax Based on Investment Income (Section 4940(a), 4940(b), 4940(e), or 4948—see page 18 of the instructions)

|    |   |   |         |    |         |
|----|---|---|---------|----|---------|
| 1a |   | Exempt operating foundations described in section 4940(d)(2), check here <input type="checkbox"/> and enter "N/A" on line 1                               |         |    |         |
|    |   | Date of ruling or determination letter _____ (attach copy of letter if necessary—see instructions)  |         |    |         |
| b  |   | Domestic foundations that meet the section 4940(e) requirements in Part V, check here <input type="checkbox"/> and enter 1% of Part I, line 27b . . . . . |         | 1  | 43,768  |
| c  |   | All other domestic foundations enter 2% of line 27b. Exempt foreign organizations enter 4% of Part I, line 12, col (b)                                    |         |    |         |
| 2  |   | Tax under section 511 (domestic section 4947(a)(1) trusts and taxable foundations only. Others enter -0-)   |         | 2  |         |
| 3  |   | Add lines 1 and 2. . . . .  |         | 3  | 43,768  |
| 4  |   | Subtitle A (income) tax (domestic section 4947(a)(1) trusts and taxable foundations only. Others enter -0-)   |         | 4  |         |
| 5  |   | Tax based on investment income. Subtract line 4 from line 3. If zero or less, enter -0- . . . . .   |         | 5  | 43,768  |
| 6  |   | Credits/Payments  |         |    |         |
| a  | 2011 estimated tax payments and 2010 overpayment credited to 2011   | 6a  | 100,000 |    |         |
| b  | Exempt foreign organizations—tax withheld at source . . . . .       | 6b  |         |    |         |
| c  | Tax paid with application for extension of time to file (Form 8868) | 6c  |         |    |         |
| d  | Backup withholding erroneously withheld . . . . .                   | 6d  |         |    |         |
| 7  |   | Total credits and payments. Add lines 6a through 6d. . . . .  |         | 7  | 100,000 |
| 8  |   | Enter any penalty for underpayment of estimated tax. Check here <input checked="" type="checkbox"/> if Form 2220 is attached                              |         | 8  | 432     |
| 9  |   | Tax due. If the total of lines 5 and 8 is more than line 7, enter amount owed . . . . .   |         | 9  |         |
| 10 |   | Overpayment. If line 7 is more than the total of lines 5 and 8, enter the amount overpaid. . . . .  |         | 10 | 55,800  |
| 11 |   | Enter the amount of line 10 to be Credited to 2012 estimated tax  55,800 Refunded   |         | 11 |         |

Part VII-AStatements Regarding Activities

|    |   |    |     |    |
|----|---|----|-----|----|
| 1a | During the tax year, did the foundation attempt to influence any national, state, or local legislation or did it participate or intervene in any political campaign? . . . . .  |    | Yes | No |
|    |   | 1a |     | No |
| b  | Did it spend more than \$100 during the year (either directly or indirectly) for political purposes (see page 19 of the instructions for definition)? . . . . .   |    |     | No |
|    | If the answer is "Yes" to 1a or 1b, attach a detailed description of the activities and copies of any materials published or distributed by the foundation in connection with the activities.   |    |     |    |
| c  | Did the foundation file Form 1120-POL for this year? . . . . .  | 1c |     | No |
| d  | Enter the amount (if any) of tax on political expenditures (section 4955) imposed during the year (1) On the foundation  \$ _____ (2) On foundation managers  \$ _____  |    |     |    |
| e  | Enter the reimbursement (if any) paid by the foundation during the year for political expenditure tax imposed on foundation managers  \$ _____  |    |     |    |
| 2  | Has the foundation engaged in any activities that have not previously been reported to the IRS? . . . . .   | 2  |     | No |
|    | If "Yes," attach a detailed description of the activities.  |    |     |    |
| 3  | Has the foundation made any changes, not previously reported to the IRS, in its governing instrument, articles of incorporation, or bylaws, or other similar instruments? If "Yes," attach a conformed copy of the changes . . . . .                                      | 3  |     | No |
| 4a | Did the foundation have unrelated business gross income of \$1,000 or more during the year? . . . . .   | 4a |     | No |
| b  | If "Yes," has it filed a tax return on Form 990-T for this year? . . . . .  | 4b |     | No |
| 5  | Was there a liquidation, termination, dissolution, or substantial contraction during the year? . . . . .  | 5  |     | No |
|    | If "Yes," attach the statement required by General Instruction T.   |    |     |    |
| 6  | Are the requirements of section 508(e) (relating to sections 4941 through 4945) satisfied either  |    |     |    |
|    | • By language in the governing instrument, or   |    |     |    |
|    | • By state legislation that effectively amends the governing instrument so that no mandatory directions that conflict with the state law remain in the governing instrument? . . . . .  | 6  | Yes |    |
| 7  | Did the foundation have at least \$5,000 in assets at any time during the year? If "Yes," complete Part II, col (c), and Part XV  | 7  | Yes |    |
| 8a | Enter the states to which the foundation reports or with which it is registered (see page 19 of the instructions)  CA _____   |    |     |    |
| b  | If the answer is "Yes" to line 7, has the foundation furnished a copy of Form 990-PF to the Attorney General (or designate) of each state as required by General Instruction G? If "No," attach explanation .   | 8b | Yes |    |
| 9  | Is the foundation claiming status as a private operating foundation within the meaning of section 4942(j)(3) or 4942(j)(5) for calendar year 2011 or the taxable year beginning in 2011 (see instructions for Part XIV on page 27)? If "Yes," complete Part XIV . . . . . | 9  |     | No |
| 10 | Did any persons become substantial contributors during the tax year? If "Yes," attach a schedule listing their names and addresses  | 10 | Yes |    |

Part VII-A

Statements Regarding Activities *(continued)*

|   |  |    |     |    |  |  |
|---|--|----|-----|----|--|--|
| 11  | At any time during the year, did the foundation, directly or indirectly, own a controlled entity within the meaning of section 512(b)(13)? If "Yes," attach schedule (see page 20 of the instructions).  | 11 |     | No |  |  |
| 12  | Did the foundation acquire a direct or indirect interest in any applicable insurance contract before August 17, 2008?  | 12 |     | No |  |  |
| 13  | Did the foundation comply with the public inspection requirements for its annual returns and exemption application?<br>Website address ▶ <u>gluckfoundation.org</u>  | 13 | Yes |    |  |  |
| 14  | The books are in care of ▶ <u>Johanna E Zimmerman CPA</u> Telephone no ▶ <u>(310) 276-6962</u><br>Located at ▶ <u>818 North Doheny Drive 207 West Hollywood CA</u> ZIP +4 ▶ <u>900694857</u>   |    |     |    |  |  |
| 15  | Section 4947(a)(1) nonexempt charitable trusts filing Form 990-PF in lieu of <b>Form 1041</b> —Check here . . . . . ▶ <input type="checkbox"/><br>and enter the amount of tax-exempt interest received or accrued during the year . . . . . ▶ <table><tr><td>15</td><td></td></tr></table> | 15 |     |    |  |  |
| 15  |  |    |     |    |  |  |
| 16  | At any time during calendar year 2011, did the foundation have an interest in or a signature or other authority over a bank, securities, or other financial account in a foreign country? . . . . .  |    | Yes | No |  |  |
|   |  | 16 | Yes |    |  |  |
| See the instructions for exceptions and filing requirements for Form TD F 90-22 1 If "Yes", enter the name of the foreign country ▶ <u>CJ</u> |  |    |     |    |  |  |

Part VII-B

Statements Regarding Activities for Which Form 4720 May Be Required

|   |   |    |     |    |
|---|---|----|-----|----|
| File Form 4720 if any item is checked in the "Yes" column, unless an exception applies. |   |    | Yes | No |
| 1a  | During the year did the foundation (either directly or indirectly)<br>(1) Engage in the sale or exchange, or leasing of property with a disqualified person? <input type="checkbox"/> Yes <input checked="" type="checkbox"/> No<br>(2) Borrow money from, lend money to, or otherwise extend credit to (or accept it from) a disqualified person?. . . . . <input type="checkbox"/> Yes <input checked="" type="checkbox"/> No<br>(3) Furnish goods, services, or facilities to (or accept them from) a disqualified person? <input type="checkbox"/> Yes <input checked="" type="checkbox"/> No<br>(4) Pay compensation to, or pay or reimburse the expenses of, a disqualified person? <input checked="" type="checkbox"/> Yes <input type="checkbox"/> No<br>(5) Transfer any income or assets to a disqualified person (or make any of either available for the benefit or use of a disqualified person)?. . . . . <input type="checkbox"/> Yes <input checked="" type="checkbox"/> No<br>(6) Agree to pay money or property to a government official? ( <b>Exception.</b> Check "No" if the foundation agreed to make a grant to or to employ the official for a period after termination of government service, if terminating within 90 days ). . . . . <input type="checkbox"/> Yes <input checked="" type="checkbox"/> No |    |     |    |
| b   | If any answer is "Yes" to 1a(1)–(6), did <b>any</b> of the acts fail to qualify under the exceptions described in Regulations section 53.4941(d)-3 or in a current notice regarding disaster assistance (see page 20 of the instructions)?. . . Organizations relying on a current notice regarding disaster assistance check here. . . . . ▶ <input type="checkbox"/>  | 1b |     | No |
| c   | Did the foundation engage in a prior year in any of the acts described in 1a, other than excepted acts, that were not corrected before the first day of the tax year beginning in 2011?. . . . .  | 1c |     | No |
| 2   | Taxes on failure to distribute income (section 4942) (does not apply for years the foundation was a private operating foundation defined in section 4942(j)(3) or 4942(j)(5))   |    |     |    |
| a   | At the end of tax year 2011, did the foundation have any undistributed income (lines 6d and 6e, Part XIII) for tax year(s) beginning before 2011?. . . . . <input type="checkbox"/> Yes <input checked="" type="checkbox"/> No<br>If "Yes," list the years ▶ 20____, 20____, 20____, 20____   |    |     |    |
| b   | Are there any years listed in 2a for which the foundation is <b>not</b> applying the provisions of section 4942(a)(2) (relating to incorrect valuation of assets) to the year's undistributed income? (If applying section 4942(a)(2) to <b>all</b> years listed, answer "No" and attach statement—see page 20 of the instructions ). . . . .   | 2b |     | No |
| c   | If the provisions of section 4942(a)(2) are being applied to any of the years listed in 2a, list the years here ▶ 20____, 20____, 20____, 20____  |    |     |    |
| 3a  | Did the foundation hold more than a 2% direct or indirect interest in any business enterprise at any time during the year?. . . . . <input type="checkbox"/> Yes <input checked="" type="checkbox"/> No   |    |     |    |
| b   | If "Yes," did it have excess business holdings in 2011 as a result of (1) any purchase by the foundation or disqualified persons after May 26, 1969, (2) the lapse of the 5-year period (or longer period approved by the Commissioner under section 4943(c)(7)) to dispose of holdings acquired by gift or bequest, or (3) the lapse of the 10-, 15-, or 20-year first phase holding period? ( <i>Use Schedule C, Form 4720, to determine if the foundation had excess business holdings in 2011.</i> ). . . . .   | 3b |     | No |
| 4a  | Did the foundation invest during the year any amount in a manner that would jeopardize its charitable purposes?   | 4a |     | No |
| b   | Did the foundation make any investment in a prior year (but after December 31, 1969) that could jeopardize its charitable purpose that had not been removed from jeopardy before the first day of the tax year beginning in 2011?   | 4b |     | No |

Part VII-B

Statements Regarding Activities for Which Form 4720 May Be Required (continued)

5a

During the year did the foundation pay or incur any amount to

(1)

Carry on propaganda, or otherwise attempt to influence legislation (section 4945(e))?

Yes

✓

No

(2)

Influence the outcome of any specific public election (see section 4955), or to carry on, directly or indirectly, any voter registration drive?

Yes

✓

No

(3)

Provide a grant to an individual for travel, study, or other similar purposes?

Yes

✓

No

(4)

Provide a grant to an organization other than a charitable, etc , organization described in section 509(a)(1 ), (2), or (3), or section 4940(d)(2)? (see page 22 of the instructions).

✓

YesNo

(5)

Provide for any purpose other than religious, charitable, scientific, literary, or educational purposes, or for the prevention of cruelty to children or animals?

Yes

✓

No

b

If any answer is "Yes" to 5a(1)–(5), did **any** of the transactions fail to qualify under the exceptions described in Regulations section 53.4945 or in a current notice regarding disaster assistance (see page 22 of the instructions)? Organizations relying on a current notice regarding disaster assistance check here.

5b

No

c

If the answer is "Yes" to question 5a(4), does the foundation claim exemption from the tax because it maintained expenditure responsibility for the grant?

✓

YesNo

If "Yes," attach the statement required by Regulations section 53.4945–5(d).

6a

Did the foundation, during the year, receive any funds, directly or indirectly, to pay premiums on a personal benefit contract?

Yes

✓

No

b

Did the foundation, during the year, pay premiums, directly or indirectly, on a personal benefit contract?

6b

No

If "Yes" to 6b, file Form 8870.

7a

At any time during the tax year, was the foundation a party to a prohibited tax shelter transaction?

Yes

✓

No

b

If yes, did the foundation receive any proceeds or have any net income attributable to the transaction?

7b

No

Part VIII

Information About Officers, Directors, Trustees, Foundation Managers, Highly Paid Employees, and Contractors

1

List all officers, directors, trustees, foundation managers and their compensation (see page 22 of the instructions).

| (a) Name and address      | (b) Title, and average hours per week devoted to position | (c) Compensation (If not paid, enter -0-) | (d) Contributions to employee benefit plans and deferred compensation | (e) Expense account, other allowances |
|---------------------------|---|---|---|---------------------------------------|
| See Additional Data Table |   |   |   |                                       |
|                           |   |   |   |                                       |
|                           |   |   |   |                                       |
|                           |   |   |   |                                       |
|                           |   |   |   |                                       |
|                           |   |   |   |                                       |
|                           |   |   |   |                                       |

2

Compensation of five highest-paid employees (other than those included on line 1—see page 23 of the instructions). If none, enter "NONE."

| (a) Name and address of each employee paid more than \$50,000 | (b) Title, and average hours per week devoted to position | (c) Compensation | (d) Contributions to employee benefit plans and deferred compensation | (e) Expense account, other allowances |
|---|---|------------------|---|---------------------------------------|
| NONE  |   |                  |   |                                       |
|   |   |                  |   |                                       |
|   |   |                  |   |                                       |
|   |   |                  |   |                                       |
|   |   |                  |   |                                       |
|   |   |                  |   |                                       |
|   |   |                  |   |                                       |
|   |   |                  |   |                                       |

Total

number of other employees paid over \$50,000.

Part VIII

Information About Officers, Directors, Trustees, Foundation Managers, Highly Paid Employees, and Contractors (continued)

| 3 Five highest-paid independent contractors for professional services (see page 23 of the instructions). If none, enter "NONE". |                     |                  |
|---|---------------------|------------------|
| (a) Name and address of each person paid more than \$50,000   | (b) Type of service | (c) Compensation |
| Johanna E Zimmerman CPA   | Acctg/tax services  | 163,375          |
| 818 North Doheny Drive 207<br>West Hollywood, CA 900694857  |                     |                  |
|   |                     |                  |
|   |                     |                  |
|   |                     |                  |
|   |                     |                  |
|   |                     |                  |
|   |                     |                  |
|   |                     |                  |
|   |                     |                  |
| Total number of others receiving over \$50,000 for professional services. . . . .   |                     |                  |

Part IX-A

Summary of Direct Charitable Activities

| List the foundation's four largest direct charitable activities during the tax year. Include relevant statistical information such as the number of organizations and other beneficiaries served, conferences convened, research papers produced, etc. | Expenses |
|--|----------|
| 1  |          |
|  |          |
|  |          |
|  |          |
| 2  |          |
|  |          |
|  |          |
|  |          |
| 3  |          |
|  |          |
|  |          |
|  |          |
| 4  |          |
|  |          |
|  |          |

Part IX-B

Summary of Program-Related Investments (see page 23 of the instructions)

| Describe the two largest program-related investments made by the foundation during the tax year on lines 1 and 2 | Amount |
|--|--------|
| 1  |        |
|  |        |
|  |        |
|  |        |
| 2  |        |
|  |        |
|  |        |
|  |        |
| All other program-related investments. See page 24 of the instructions.  |        |
| 3  |        |
|  |        |
|  |        |
| Total. Add lines 1 through 3. . . . .  |        |



Part X

Minimum Investment Return (All domestic foundations must complete this part. Foreign foundations, see page 24 of the instructions.)

|   |  |    |            |
|---|--|----|------------|
| 1 | Fair market value of assets not used (or held for use) directly in carrying out charitable, etc , purposes                       |    |            |
| a | Average monthly fair market value of securities. . . . .   | 1a | 92,433,141 |
| b | Average of monthly cash balances. . . . .  | 1b | 5,895,272  |
| c | Fair market value of all other assets (see page 24 of the instructions). . . . .   | 1c | 0          |
| d | Total (add lines 1a, b, and c). . . . .  | 1d | 98,328,413 |
| e | Reduction claimed for blockage or other factors reported on lines 1a and 1c (attach detailed explanation). . . . .               | 1e | 0          |
| 2 | Acquisition indebtedness applicable to line 1 assets. . . . .  | 2  |            |
| 3 | Subtract line 2 from line 1d. . . . .  | 3  | 98,328,413 |
| 4 | Cash deemed held for charitable activities Enter 1 1/2% of line 3 (for greater amount, see page 25 of the instructions). . . . . | 4  | 1,474,926  |
| 5 | Net value of noncharitable-use assets. Subtract line 4 from line 3 Enter here and on Part V, line 4                              | 5  | 96,853,487 |
| 6 | Minimum investment return. Enter 5% of line 5. . . . .   | 6  | 4,842,674  |

Part XI

Distributable Amount (see page 25 of the instructions) (Section 4942(j)(3) and (j)(5) private operating foundations and certain foreign organizations check here ☒ and do not complete this part.)

|    |   |    |           |
|----|---|----|-----------|
| 1  | Minimum investment return from Part X, line 6. . . . .  | 1  | 4,842,674 |
| 2a | Tax on investment income for 2011 from Part VI, line 5. . . . .   | 2a | 43,768    |
| b  | Income tax for 2011 (This does not include the tax from Part VI ). . . . .                                | 2b |           |
| c  | Add lines 2a and 2b. . . . .  | 2c | 43,768    |
| 3  | Distributable amount before adjustments Subtract line 2c from line 1. . . . .                             | 3  | 4,798,906 |
| 4  | Recoveries of amounts treated as qualifying distributions. . . . .  | 4  |           |
| 5  | Add lines 3 and 4. . . . .  | 5  | 4,798,906 |
| 6  | Deduction from distributable amount (see page 25 of the instructions). . . . .                            | 6  |           |
| 7  | Distributable amount as adjusted Subtract line 6 from line 5 Enter here and on Part XIII, line 1. . . . . | 7  | 4,798,906 |

Part XII

Qualifying Distributions (see page 25 of the instructions)

|  |   |    |           |
|--|---|----|-----------|
| 1  | Amounts paid (including administrative expenses) to accomplish charitable, etc , purposes   |    |           |
| a  | Expenses, contributions, gifts, etc —total from Part I, column (d), line 26. . . . .  | 1a | 4,099,753 |
| b  | Program-related investments—total from Part IX-B. . . . .   | 1b |           |
| 2  | Amounts paid to acquire assets used (or held for use) directly in carrying out charitable, etc , purposes. . . . .  | 2  |           |
| 3  | Amounts set aside for specific charitable projects that satisfy the   |    |           |
| a  | Suitability test (prior IRS approval required). . . . .   | 3a |           |
| b  | Cash distribution test (attach the required schedule). . . . .  | 3b |           |
| 4  | Qualifying distributions. Add lines 1a through 3b Enter here and on Part V, line 8, and Part XIII, line 4   | 4  | 4,099,753 |
| 5  | Foundations that qualify under section 4940(e) for the reduced rate of tax on net investment income Enter 1% of Part I, line 27b (see page 26 of the instructions). . . . . | 5  |           |
| 6  | Adjusted qualifying distributions. Subtract line 5 from line 4. . . . .   | 6  | 4,099,753 |
| Note: The amount on line 6 will be used in Part V, column (b), in subsequent years when calculating whether the foundation qualifies for the section 4940(e) reduction of tax in those years |   |    |           |

Part XIII

Undistributed Income (see page 26 of the instructions)

|    |   |               |                            |             |             |
|----|---|---------------|----------------------------|-------------|-------------|
|    |   | (a)<br>Corpus | (b)<br>Years prior to 2010 | (c)<br>2010 | (d)<br>2011 |
| 1  | Distributable amount for 2011 from Part XI, line 7  |               |                            |             | 4,798,906   |
| 2  | Undistributed income, if any, as of the end of 2011   |               |                            |             |             |
| a  | Enter amount for 2010 only. . . . .   |               |                            |             |             |
| b  | Total for prior years 20____, 20____, 20____  |               |                            |             |             |
| 3  | Excess distributions carryover, if any, to 2011   |               |                            |             |             |
| a  | From 2006. . . . .  |               |                            |             | 593,575     |
| b  | From 2007. . . . .  |               |                            |             | 358,222     |
| c  | From 2008. . . . .  |               |                            |             | 858,681     |
| d  | From 2009. . . . .  |               |                            |             | 381,079     |
| e  | From 2010. . . . .  |               |                            |             | 55,966      |
| f  | Total of lines 3a through e. . . . .  | 2,247,523     |                            |             |             |
| 4  | Qualifying distributions for 2011 from Part XII, line 4 ▶ \$ 4,099,753  |               |                            |             |             |
| a  | Applied to 2010, but not more than line 2a  |               |                            |             |             |
| b  | Applied to undistributed income of prior years (Election required—see page 26 of the instructions)  |               |                            |             |             |
| c  | Treated as distributions out of corpus (Election required—see page 26 of the instructions). . .   | 0             |                            |             |             |
| d  | Applied to 2011 distributable amount. . . . .   |               |                            |             | 4,099,753   |
| e  | Remaining amount distributed out of corpus  |               |                            |             |             |
| 5  | Excess distributions carryover applied to 2011<br>(If an amount appears in column (d), the same amount must be shown in column (a).)  | 699,153       |                            |             | 699,153     |
| 6  | Enter the net total of each column as indicated below:  |               |                            |             |             |
| a  | Corpus Add lines 3f, 4c, and 4e Subtract line 5   | 1,548,370     |                            |             |             |
| b  | Prior years' undistributed income Subtract line 4b from line 2b. . . . .  |               |                            |             |             |
| c  | Enter the amount of prior years' undistributed income for which a notice of deficiency has been issued, or on which the section 4942(a) tax has been previously assessed. . . . . |               |                            |             |             |
| d  | Subtract line 6c from line 6b Taxable amount—see page 27 of the instructions . . .  |               |                            |             |             |
| e  | Undistributed income for 2010 Subtract line 4a from line 2a Taxable amount—see page 27 of the instructions . . . . .  |               |                            |             |             |
| f  | Undistributed income for 2011 Subtract lines 4d and 5 from line 1 This amount must be distributed in 2011. . . . .  |               |                            |             | 0           |
| 7  | Amounts treated as distributions out of corpus to satisfy requirements imposed by section 170(b)(1)(F) or 4942(g)(3) (see page 27 of the instructions). . . . .                   |               |                            |             |             |
| 8  | Excess distributions carryover from 2006 not applied on line 5 or line 7 (see page 27 of the instructions). . . . .   |               |                            |             |             |
| 9  | Excess distributions carryover to 2012.<br>Subtract lines 7 and 8 from line 6a. . . . .   | 1,548,370     |                            |             |             |
| 10 | Analysis of line 9  |               |                            |             |             |
| a  | Excess from 2007. . . .   |               |                            |             | 252,644     |
| b  | Excess from 2008. . . .   |               |                            |             | 858,681     |
| c  | Excess from 2009. . . .   |               |                            |             | 381,079     |
| d  | Excess from 2010. . . .   |               |                            |             | 55,966      |
| e  | Excess from 2011. . . .   |               |                            |             |             |

Part XIV

Private Operating Foundations (see page 27 of the instructions and Part VII-A, question 9)

1a

If the foundation has received a ruling or determination letter that it is a private operating foundation, and the ruling is effective for 2011, enter the date of the ruling.

b

Check box to indicate whether the organization is a private operating foundation described in section 4942(j)(3) or 4942(j)(5)

☐ 4942(j)(3) or ☐ 4942(j)(5)

|    |  |          |               |          |          |           |
|----|--|----------|---------------|----------|----------|-----------|
| 2a | Enter the lesser of the adjusted net income from Part I or the minimum investment return from Part X for each year listed.                         | Tax year | Prior 3 years |          |          | (e) Total |
|    |  | (a) 2011 | (b) 2010      | (c) 2009 | (d) 2008 |           |
|    |  |          |               |          |          |           |
| b  | 85% of line 2a   |          |               |          |          |           |
| c  | Qualifying distributions from Part XII, line 4 for each year listed.   |          |               |          |          |           |
| d  | Amounts included in line 2c not used directly for active conduct of exempt activities.   |          |               |          |          |           |
| e  | Qualifying distributions made directly for active conduct of exempt activities. Subtract line 2d from line 2c.                                     |          |               |          |          |           |
| 3  | Complete 3a, b, or c for the alternative test relied upon  |          |               |          |          |           |
| a  | "Assets" alternative test—enter  |          |               |          |          |           |
|    | (1) Value of all assets  |          |               |          |          |           |
|    | (2) Value of assets qualifying under section 4942(j)(3)(B)(i)  |          |               |          |          |           |
| b  | "Endowment" alternative test— enter 2/3 of minimum investment return shown in Part X, line 6 for each year listed.                                 |          |               |          |          |           |
| c  | "Support" alternative test—enter   |          |               |          |          |           |
|    | (1) Total support other than gross investment income (interest, dividends, rents, payments on securities loans (section 512(a)(5)), or royalties). |          |               |          |          |           |
|    | (2) Support from general public and 5 or more exempt organizations as provided in section 4942(j)(3)(B)(iii).                                      |          |               |          |          |           |
|    | (3) Largest amount of support from an exempt organization  |          |               |          |          |           |
|    | (4) Gross investment income  |          |               |          |          |           |

Part XV

Supplementary Information (Complete this part only if the organization had \$5,000 or more in assets at any time during the year—see page 27 of the instructions.)

1

Information Regarding Foundation Managers:

a

List any managers of the foundation who have contributed more than 2% of the total contributions received by the foundation before the close of any tax year (but only if they have contributed more than \$5,000) (See section 507(d)(2) )

b

List any managers of the foundation who own 10% or more of the stock of a corporation (or an equally large portion of the ownership of a partnership or other entity) of which the foundation has a 10% or greater interest

2

Information Regarding Contribution, Grant, Gift, Loan, Scholarship, etc., Programs:

Check here ☒ if the foundation only makes contributions to preselected charitable organizations and does not accept unsolicited requests for funds. If the foundation makes gifts, grants, etc. (see page 28 of the instructions) to individuals or organizations under other conditions, complete items 2a, b, c, and d.

a

The name, address, and telephone number of the person to whom applications should be addressed

b

The form in which applications should be submitted and information and materials they should include

c

Any submission deadlines

d

Any restrictions or limitations on awards, such as by geographical areas, charitable fields, kinds of institutions, or other factors

Part XV

Supplementary Information (continued)

3 Grants and Contributions Paid During the Year or Approved for Future Payment

| Recipient   | If recipient is an individual, show any relationship to any foundation manager or substantial contributor | Foundation status of recipient | Purpose of grant or contribution | Amount    |
|---|---|--------------------------------|----------------------------------|-----------|
| Name and address (home or business)                 |   |                                |                                  |           |
| a Paid during the year<br>See Additional Data Table |   |                                |                                  |           |
| Total . . . . .                                     |   |                                | 3a                               | 4,163,644 |
| b Approved for future payment                       |   |                                |                                  |           |
| Total . . . . .                                     |   |                                | 3b                               |           |

| Enter gross amounts unless otherwise indicated |   | Unrelated business income |               | Excluded by section 512, 513, or 514 |               | (e)<br>Related or exempt<br>function income<br>(See page 28 of<br>the instructions ) |
|--|---|---------------------------|---------------|--------------------------------------|---------------|--|
|  |   | (a)<br>Business code      | (b)<br>Amount | (c)<br>Exclusion code                | (d)<br>Amount |  |
| <b>1</b>                                       | Program service revenue                                       |                           |               |                                      |               |  |
| <b>a</b>                                       | _____   |                           |               |                                      |               |  |
| <b>b</b>                                       | _____   |                           |               |                                      |               |  |
| <b>c</b>                                       | _____   |                           |               |                                      |               |  |
| <b>d</b>                                       | _____   |                           |               |                                      |               |  |
| <b>e</b>                                       | _____   |                           |               |                                      |               |  |
| <b>f</b>                                       | _____   |                           |               |                                      |               |  |
| <b>g</b>                                       | Fees and contracts from government agencies                   |                           |               |                                      |               |  |
| <b>2</b>                                       | Membership dues and assessments. . . . .                      |                           |               |                                      |               |  |
| <b>3</b>                                       | Interest on savings and temporary cash investments            |                           |               | 14                                   | 12,329        |  |
| <b>4</b>                                       | Dividends and interest from securities. . . . .               |                           |               | 14                                   | 3,023,938     |  |
| <b>5</b>                                       | Net rental income or (loss) from real estate                  |                           |               |                                      |               |  |
| <b>a</b>                                       | Debt-financed property. . . . .                               |                           |               |                                      |               |  |
| <b>b</b>                                       | Not debt-financed property. . . . .                           |                           |               |                                      |               |  |
| <b>6</b>                                       | Net rental income or (loss) from personal property            |                           |               |                                      |               |  |
| <b>7</b>                                       | Other investment income. . . . .                              |                           |               |                                      |               |  |
| <b>8</b>                                       | Gain or (loss) from sales of assets other than inventory      |                           |               | 18                                   | -52,174       |  |
| <b>9</b>                                       | Net income or (loss) from special events                      |                           |               |                                      |               |  |
| <b>10</b>                                      | Gross profit or (loss) from sales of inventory. . .           |                           |               |                                      |               |  |
| <b>11</b>                                      | Other revenue <b>a</b> _____                                  |                           |               |                                      |               |  |
| <b>b</b>                                       | _____   |                           |               |                                      |               |  |
| <b>c</b>                                       | _____   |                           |               |                                      |               |  |
| <b>d</b>                                       | _____   |                           |               |                                      |               |  |
| <b>e</b>                                       | _____   |                           |               |                                      |               |  |
| <b>12</b>                                      | Subtotal Add columns (b), (d), and (e). . .                   |                           |               |                                      | 2,984,093     |  |
| <b>13</b>                                      | <b>Total.</b> Add line 12, columns (b), (d), and (e). . . . . |                           |               | <b>13</b>                            |               | 2,984,093  |

[illegible]

|          |  |              |            |           |
|----------|--|--------------|------------|-----------|
| <b>1</b> | Did the organization directly or indirectly engage in any of the following with any other organization described in section 501(c) of the Code (other than section 501(c)(3) organizations) or in section 527, relating to political organizations?  |              | <b>Yes</b> | <b>No</b> |
|          |  |              |            |           |
| <b>a</b> | Transfers from the reporting foundation to a noncharitable exempt organization of  |              |            |           |
|          | <b>(1)</b> Cash. . . . .   | <b>1a(1)</b> |            | <b>No</b> |
|          | <b>(2)</b> Other assets. . . . .   | <b>1a(2)</b> |            | <b>No</b> |
| <b>b</b> | Other transactions   |              |            |           |
|          | <b>(1)</b> Sales of assets to a noncharitable exempt organization. . . . .   | <b>1b(1)</b> |            | <b>No</b> |
|          | <b>(2)</b> Purchases of assets from a noncharitable exempt organization. . . . .   | <b>1b(2)</b> |            | <b>No</b> |
|          | <b>(3)</b> Rental of facilities, equipment, or other assets. . . . .   | <b>1b(3)</b> |            | <b>No</b> |
|          | <b>(4)</b> Reimbursement arrangements. . . . .   | <b>1b(4)</b> |            | <b>No</b> |
|          | <b>(5)</b> Loans or loan guarantees. . . . .   | <b>1b(5)</b> |            | <b>No</b> |
|          | <b>(6)</b> Performance of services or membership or fundraising solicitations. . . . .   | <b>1b(6)</b> |            | <b>No</b> |
| <b>c</b> | Sharing of facilities, equipment, mailing lists, other assets, or paid employees. . . . .  | <b>1c</b>    |            | <b>No</b> |
| <b>d</b> | If the answer to any of the above is "Yes," complete the following schedule. Column <b>(b)</b> should always show the fair market value of the goods, other assets, or services given by the reporting foundation. If the foundation received less than fair market value in any transaction or sharing arrangement, show in column <b>(d)</b> the value of the goods, other assets, or services received. |              |            |           |

**2a** Is the foundation directly or indirectly affiliated with, or related to, one or more tax-exempt organizations described in section 501(c) of the Code (other than section 501(c)(3)) or in section 527? . . . . ☐ Yes ☒ No


| (a) Name of organization | (b) Type of organization | (c) Description of relationship |
|--------------------------|--------------------------|---------------------------------|
|--------------------------|--------------------------|---------------------------------|

May the IRS discuss this return with the preparer shown above? See instructions . . . . . ☒ Yes ☐ No

**Form 990PF Part VIII Line 1 - List all officers, directors, trustees, foundation managers and their compensation**

| <b>(a)</b> Name and address  | <b>(b)</b> Title, and average hours per week devoted to position | <b>(c)</b> Compensation<br><b>(If not paid, enter -0-)</b> | <b>(d)</b> Contributions to employee benefit plans and deferred compensation | <b>(e)</b> Expense account, other allowances |
|--|--|--|--|--|
| Camilla Townsend<br>2019 West 35th Street<br>San Pedro, CA 90732         | Executive Dir<br>25 00   | 73,400   |  |  |
| Betty S Shelhamer<br>P O Box 55516<br>Sherman Oaks, CA 91413             | Director<br>1 00   | 2,000  |  |  |
| Julie Kaswick<br>P O Box 55516<br>Sherman Oaks, CA 91413                 | Secretary<br>1 00  | 2,000  |  |  |
| Jennifer Kaswick<br>P O Box 55516<br>Sherman Oaks, CA 91413              | Secretary<br>1 00  | 2,000  |  |  |
| Richard Reimis<br>2121 Ave of the Stars Ste 900<br>Los Angeles, CA 90067 | Director<br>1 00   | 2,000  |  |  |
| Jon A Kaswick MD<br>P O Box 55516<br>Sherman Oaks, CA 91413              | President<br>2 00  | 2,000  |  |  |

Form 990PF Part XV Line 3 - Grants and Contributions Paid During the Year or Approved for Future Payment

| Recipient  | If recipient is an individual, show any relationship to any foundation manager or substantial contributor | Foundation status of recipient | Purpose of grant or contribution                 | Amount    |
|--|---|--------------------------------|--|-----------|
| Name and address (home or business)  |   |                                |  |           |
| <b>a</b> Paid during the year  |   |                                |  |           |
| Radio Plays Perf Proj- Gregg Oppenh<br>524 9th Street<br>Santa Monica, CA 90402  | None  | N/A                            | Perform radio play at home for the aged          | 750       |
| New Visions Foundation3131<br>Olympic Boulevard<br>Santa Monica, CA 90404  | None  | Public                         | Arts Education                                   | 150,000   |
| Music CenterPerforming Arts Center<br>135 North Grand Avenue<br>Los Angeles, CA 90012                                  | None  | Public                         | Enrich education of students in music            | 50,000    |
| Los Angeles Philharmonic Associatio<br>135 No Grand Ave<br>Los Angeles, CA 90012                                       | None  | Public                         | Arts Education                                   | 217,850   |
| LA Opera135 No Grand Ave<br>Los Angeles, CA 90012  | None  | Public                         | Arts Education                                   | 143,500   |
| LA's Best200 No Spring St Ste M-120<br>Los Angeles, CA 90012   | None  | Public                         | Arts Education                                   | 50,000    |
| Constitutional Rights Foundation601<br>So Kingsley Dr<br>Los Angeles, CA 90005   | None  | Public                         | Arts Education                                   | 28,000    |
| Children's Hospital of Los Angeles<br>3303 Wilshire Boulevard Ste 320<br>Los Angeles, CA 90010                         | None  | Public                         | Hospital patient arts education                  | 50,000    |
| Carnegie HallThe Academy Program<br>881 Seventh Avenue<br>New York, NY 10019   | None  | Public                         | Arts Education                                   | 150,000   |
| Angeles Gate Cultural Center3601 So<br>Gaffey Street<br>San Pedro, CA 90731  | None  | Public                         | Arts Education                                   | 100,000   |
| Regents of UC-Riverside900<br>University Ave/3143 HMNSS<br>Riverside, CA 92521   | None  | Public                         | Music education/student fellowships              | 600,000   |
| Los Angeles Co HS for the Arts Foun<br>1149 So Hill St Ste H100<br>Los Angeles, CA 90015                               | None  | Public                         | Arts education                                   | 113,810   |
| The Coburn School200 S Grand Ave<br>Los Angeles, CA 90012  | None  | Public                         | Summer Encounter arts education program          | 141,575   |
| Orange Co HS of the Arts Fdtn1010 N<br>Main Street<br>Santa Ana, CA 92701  | None  | Public                         | Support community service arts programs          | 75,000    |
| Los Angeles Co Museum of Art5905<br>Wilshire Blvd<br>Los Angeles, CA 90036   | None  | Public                         | Maya art truck/art education LAUSD               | 539,144   |
| Regents of UC-Los Angeles2539<br>Schoenberg Hall<br>Los Angeles, CA 90095  | None  | Public                         | Music Education/Student fellowships              | 658,015   |
| Nat Hist Museum LA Co900<br>Exposition Blvd<br>Los Angeles, CA 90007   | None  | Public                         | Three science trucks for LAUSD science education | 626,000   |
| The Juilliard School60 Lincoln Center<br>New York, NY 10023  | None  | Public                         | Student fellowship program                       | 275,000   |
| San Diego Opera1200 3rd Avenue<br>San Diego, CA 92101  | None  | Public                         | Opera outreach programs                          | 195,000   |
| <b>Total . . . . .</b>  <b>3a</b> |   |                                |  | 4,163,644 |



|   |   |   |
|---|---|---|
| <div>Schedule B</div> <div>(Form 990, 990-EZ, or 990-PF)</div> <div>Department of the Treasury<br/>Internal Revenue Service</div> | <div>Schedule of Contributors</div> <div>▶ Attach to Form 990, 990-EZ, or 990-PF.</div> | OMB No 1545-0047  |
|   |   | 2011  |
| <div>Name of organization</div> <div>Max H Gluck Foundation Inc</div>   |   | <div>Employer identification number</div> <div>95-3979100</div> |

Organization type (check one)

|                    |   |
|--------------------|---|
| Filers of:         | Section:  |
| Form 990 or 990-EZ | <div><input type="checkbox"/> 501(c)( ) (enter number) organization</div> <div><input type="checkbox"/> 4947(a)(1) nonexempt charitable trust <b>not</b> treated as a private foundation</div> <div><input type="checkbox"/> 527 political organization</div>         |
| Form 990-PF        | <div><input checked="" type="checkbox"/> 501(c)(3) exempt private foundation</div> <div><input type="checkbox"/> 4947(a)(1) nonexempt charitable trust treated as a private foundation</div> <div><input type="checkbox"/> 501(c)(3) taxable private foundation</div> |

Check if your organization is covered by the **General Rule** or a **Special Rule**.  
**Note.** Only a section 501(c)(7), (8), or (10) organization can check boxes for both the General Rule and a Special Rule See instructions

General Rule—

- ☒ For an organization filing Form 990, 990-EZ, or 990-PF that received, during the year, \$5,000 or more (in money or property) from any one contributor Complete Parts I and II

Special Rules

- ☐ For a section 501(c)(3) organization filing Form 990 or 990-EZ, that met the 33<sup>1</sup>/<sub>3</sub>% support test of the regulations under sections 509(a)(1) and 170(b)(1)(A)(vi), and received from any one contributor, during the year, a contribution of the greater of **(1)** \$5,000 or **(2)** 2% of the amount on (i) Form 990, Part VIII, line 1h, or (ii) Form 990-EZ, line 1 Complete Parts I and II
- ☐ For a section 501(c)(7), (8), or (10) organization filing Form 990, or 990-EZ, that received from any one contributor, during the year, aggregate contributions of more than \$1,000 for use *exclusively* for religious, charitable, scientific, literary, or educational purposes, or the prevention of cruelty to children or animals Complete Parts I, II, and III
- ☐ For a section 501(c)(7), (8), or (10) organization filing Form 990, or 990-EZ, that received from any one contributor, during the year, contributions for use *exclusively* for religious, charitable, etc , purposes, but these contributions did not aggregate to more than \$1,000 If this box is checked, enter here the total contributions that were received during the year for an *exclusively* religious, charitable, etc , purpose Do not complete any of the parts unless the **General Rule** applies to this organization because it received nonexclusively religious, charitable, etc , contributions of \$5,000 or more during the year . . . . . ▶ \$ \_\_\_\_\_

**Caution.** An Organization that is not covered by the General Rule and/or the Special Rules does not file Schedule B (Form 990, 990-EZ, or 990-PF), but it **must** answer “No” on Part IV, line 2 of its Form 990, or check the box in the heading of its Form 990-EZ, or on line 2 of its Form 990-PF, to certify that it does not meet the filing requirements of Schedule B (Form 990, 990-EZ, or 990-PF)

| (a)<br>No. | (b)<br>Name, address, and ZIP + 4   | (c)<br>Aggregate contributions | (d)<br>Type of contribution  |
|------------|---|--------------------------------|--|
| 1          | Muriel S Gluck Living Trust<br>818 North Doheny Drive 207<br><br>West Hollywood, CA 900694857 | \$ 709,890                     | Person <input checked="" type="checkbox"/><br>Payroll <input type="checkbox"/><br>Noncash <input type="checkbox"/><br>(Complete Part II if there is a noncash contribution ) |
|            |   |                                | Person <input type="checkbox"/><br>Payroll <input type="checkbox"/><br>Noncash <input type="checkbox"/><br>(Complete Part II if there is a noncash contribution )            |
|            |   |                                | Person <input type="checkbox"/><br>Payroll <input type="checkbox"/><br>Noncash <input type="checkbox"/><br>(Complete Part II if there is a noncash contribution )            |
|            |   |                                | Person <input type="checkbox"/><br>Payroll <input type="checkbox"/><br>Noncash <input type="checkbox"/><br>(Complete Part II if there is a noncash contribution )            |
|            |   |                                | Person <input type="checkbox"/><br>Payroll <input type="checkbox"/><br>Noncash <input type="checkbox"/><br>(Complete Part II if there is a noncash contribution )            |
|            |   |                                | Person <input type="checkbox"/><br>Payroll <input type="checkbox"/><br>Noncash <input type="checkbox"/><br>(Complete Part II if there is a noncash contribution )            |
|            |   |                                | Person <input type="checkbox"/><br>Payroll <input type="checkbox"/><br>Noncash <input type="checkbox"/><br>(Complete Part II if there is a noncash contribution )            |

|   |   |
|---|---|
| <b>Name of organization</b><br>Max H Gluck Foundation Inc | <b>Employer identification number</b><br>95-3979100 |
|---|---|

|   |   |  |                      |
|---|---|--|----------------------|
| <b>Part II</b> <b>Noncash Property</b> (see Instructions) Use duplicate copies of Part II if additional space is needed |   |  |                      |
| (a) No.<br>from<br>Part I   | (b)<br>Description of noncash property given    | (c)<br>FMV (or estimate)<br>(see instructions) | (d)<br>Date received |
| _____   | <div></div> <div></div> <div></div> <div></div> | \$ _____                                       | _____                |
| (a) No.<br>from<br>Part I   | (b)<br>Description of noncash property given    | (c)<br>FMV (or estimate)<br>(see instructions) | (d)<br>Date received |
| _____   | <div></div> <div></div> <div></div> <div></div> | \$ _____                                       | _____                |
| (a) No.<br>from<br>Part I   | (b)<br>Description of noncash property given    | (c)<br>FMV (or estimate)<br>(see instructions) | (d)<br>Date received |
| _____   | <div></div> <div></div> <div></div> <div></div> | \$ _____                                       | _____                |
| (a) No.<br>from<br>Part I   | (b)<br>Description of noncash property given    | (c)<br>FMV (or estimate)<br>(see instructions) | (d)<br>Date received |
| _____   | <div></div> <div></div> <div></div> <div></div> | \$ _____                                       | _____                |
| (a) No.<br>from<br>Part I   | (b)<br>Description of noncash property given    | (c)<br>FMV (or estimate)<br>(see instructions) | (d)<br>Date received |
| _____   | <div></div> <div></div> <div></div> <div></div> | \$ _____                                       | _____                |
| (a) No.<br>from<br>Part I   | (b)<br>Description of noncash property given    | (c)<br>FMV (or estimate)<br>(see instructions) | (d)<br>Date received |
| _____   | <div></div> <div></div> <div></div> <div></div> | \$ _____                                       | _____                |

|   |   |
|---|---|
| <b>Name of organization</b><br>Max H Gluck Foundation Inc | <b>Employer identification number</b><br>95-3979100 |
|---|---|

Part III

**Exclusively religious, charitable, etc., individual contributions to section 501(c)(7), (8), or (10) organizations aggregating more than \$1,000 for the year.** (Complete columns (a) through (e) and the following line entry )

For organizations completing Part III, enter the total of *exclusively* religious, charitable, etc , contributions of **\$1,000 or less** for the year (Enter this information once See instructions ) ➤ \$

Use duplicate copies of Part III if additional space is needed

| (a) No.<br>from<br>Part I | (b)<br>Purpose of gift                | (c)<br>Use of gift | (d)<br>Description of how gift is held   |
|---------------------------|---------------------------------------|--------------------|--|
| —                         | _____                                 | _____              | _____                                    |
|                           | _____                                 | _____              | _____                                    |
|                           | _____                                 | _____              | _____                                    |
|                           | (e)<br>Transfer of gift               |                    |  |
|                           | Transferee's name, address, and ZIP 4 |                    | Relationship of transferor to transferee |
|                           | _____                                 | _____              |  |
| —                         | _____                                 | _____              | _____                                    |
|                           | _____                                 | _____              | _____                                    |
|                           | _____                                 | _____              | _____                                    |
|                           | (e)<br>Transfer of gift               |                    |  |
|                           | Transferee's name, address, and ZIP 4 |                    | Relationship of transferor to transferee |
|                           | _____                                 | _____              |  |
| —                         | _____                                 | _____              | _____                                    |
|                           | _____                                 | _____              | _____                                    |
|                           | _____                                 | _____              | _____                                    |
|                           | (e)<br>Transfer of gift               |                    |  |
|                           | Transferee's name, address, and ZIP 4 |                    | Relationship of transferor to transferee |
|                           | _____                                 | _____              |  |
| —                         | _____                                 | _____              | _____                                    |
|                           | _____                                 | _____              | _____                                    |
|                           | _____                                 | _____              | _____                                    |
|                           | (e)<br>Transfer of gift               |                    |  |
|                           | Transferee's name, address, and ZIP 4 |                    | Relationship of transferor to transferee |
|                           | _____                                 | _____              |  |
| —                         | _____                                 | _____              | _____                                    |
|                           | _____                                 | _____              | _____                                    |
|                           | _____                                 | _____              | _____                                    |
|                           | (e)<br>Transfer of gift               |                    |  |
|                           | Transferee's name, address, and ZIP 4 |                    | Relationship of transferor to transferee |
|                           | _____                                 | _____              |  |

**TY 2011 Accounting Fees Schedule****Name:** Max H Gluck Foundation Inc**EIN:** 95-3979100**Software ID:** 11000144**Software Version:** 2011v1.5

| Category        | Amount  | Net Investment<br>Income | Adjusted Net<br>Income | Disbursements for<br>Charitable<br>Purposes |
|-----------------|---------|--------------------------|------------------------|---|
| Audit fees      | 9,757   | 6,917                    | 0                      | 2,840                                       |
| Accounting fees | 163,375 | 146,913                  | 0                      | 16,462                                      |

## TY 2011 Contractor Compensation Explanation

**Name:** Max H Gluck Foundation Inc

**EIN:** 95-3979100

**Software ID:** 11000144

**Software Version:** 2011v1.5

| Contractor              | Explanation   |
|-------------------------|---|
| Johanna E Zimmerman CPA | Responsible for all accounting, payroll, and tax functions. |

Note: To capture the full content of this document, please select landscape mode (11" x 8.5") when printing.

TY 2011 Depreciation Schedule

Name: Max H Gluck Foundation Inc

EIN: 95-3979100

Software ID: 11000144

Software Version: 2011v1.5

| Description of Property | Date Acquired | Cost or Other Basis | Prior Years' Depreciation | Computation Method | Rate / Life (# of years) | Current Year's Depreciation Expense | Net Investment Income | Adjusted Net Income | Cost of Goods Sold Not Included |
|-------------------------|---------------|---------------------|---------------------------|--------------------|--------------------------|-------------------------------------|-----------------------|---------------------|---------------------------------|
| Office Filing Cabinets  | 2006-08-24    | 1,337               | 402                       | 91                 | 10 0000                  | 134                                 |                       |                     |                                 |

Note: To capture the full content of this document, please select landscape mode (11" x 8.5") when printing.

TY 2011 Expenditure Responsibility Statement

Name: Max H Gluck Foundation Inc

EIN: 95-3979100

Software ID: 11000144

Software Version: 2011v1.5

| Grantee's Name                      | Grantee's Address                     | Grant Date | Grant Amount | Grant Purpose                     | Amount Expended By Grantee | Any Diversion By Grantee? | Dates of Reports By Grantee | Date of Verification | Results of Verification  |
|-------------------------------------|---------------------------------------|------------|--------------|-----------------------------------|----------------------------|---------------------------|-----------------------------|----------------------|--|
| Radio Plays Perf Proj G Oppenheimer | 524 9th Street Santa Monica, CA 90402 | 2011-09-26 | 750          | Perform Radio Play at Senior Home | 750                        | No                        | 10/15/11                    | 2011-10-15           | Grant check was made payable to the Motion Picture & Television Fund Foundation President attended performance of the Radio Play at the designated Senior Care Facility Grant amount was for sound effects and the cash went directly to the Guild Performance was successful and enjoyed by all attendees |



TY 2011 Land, Etc. Schedule

**Name:** Max H Gluck Foundation Inc

**EIN:** 95-3979100

**Software ID:** 11000144

**Software Version:** 2011v1.5

| Category / Item        | Cost / Other Basis | Accumulated Depreciation | Book Value | End of Year Fair Market Value |
|------------------------|--------------------|--------------------------|------------|-------------------------------|
| Furniture and Fixtures | 4,825              | 4,269                    | 556        | 556                           |

TY 2011 Other Decreases Schedule

**Name:** Max H Gluck Foundation Inc

**EIN:** 95-3979100

**Software ID:** 11000144

**Software Version:** 2011v1.5

| Description                    | Amount    |
|--------------------------------|-----------|
| Unrealized loss on investments | 4,091,885 |

**TY 2011 Other Professional Fees Schedule****Name:** Max H Gluck Foundation Inc**EIN:** 95-3979100**Software ID:** 11000144**Software Version:** 2011v1.5

| Category                 | Amount  | Net Investment<br>Income | Adjusted Net<br>Income | Disbursements for<br>Charitable<br>Purposes |
|--------------------------|---------|--------------------------|------------------------|---|
| Technological consulting | 9,597   | 0                        | 0                      | 5,000                                       |
| Broker advisory fees     | 617,002 | 617,002                  | 0                      | 0   |

TY 2011 Substantial Contributors Schedule

**Name:** Max H Gluck Foundation Inc

**EIN:** 95-3979100

**Software ID:** 11000144

**Software Version:** 2011v1.5

| Name                        | Address   |
|-----------------------------|---|
| Muriel S Gluck Living Trust | 8518 North Doheny Drive<br>West Hollywood, CA 90069 |

**TY 2011 Taxes Schedule****Name:** Max H Gluck Foundation Inc**EIN:** 95-3979100**Software ID:** 11000144**Software Version:** 2011v1.5

| Category             | Amount | Net Investment<br>Income | Adjusted Net<br>Income | Disbursements for<br>Charitable<br>Purposes |
|----------------------|--------|--------------------------|------------------------|---|
| State filing fee     | 10     |                          |                        |   |
| Penalties            | 152    |                          |                        |   |
| Foreign tax withheld | 67,645 | 67,645                   |                        |   |
| Excise taxes         | 46,790 |                          |                        |   |

**SCHEDULE OF ASSETS**  
**FORM 990PF (2011) MAX H. GLUCK FOUNDATION, INC.**  
**Part II Balance sheets**

**FEIN 95-3979100**

**Line 13 Investments - Other Assets**  
**Description**

|   | <b>VALUATION<br/>METHOD</b> | <b>BOOK<br/>VALUE</b>    |
|---|-----------------------------|--------------------------|
| CREDIT SUISSE NASSAU BRH EXCH TRADED NTS LKD CS<br>LONG/SHORT LIQ IND | Market Value                | 2,014,650                |
| CREDIT SUISSE NASSAU BRH EXCH TRD NT LKD CS MERGER ARB IND            | Market Value                | 1,975,000                |
| TEMPLETON GLOBAL BOND FUND CLASS A                                    | Market Value                | 7,167,070                |
| ISHARES TR BARCLAYS 1-3 YR TREAS BD FD                                | Market Value                | 1,765,020                |
| ISHARES TR BARCLAYS 3-7 YR TREAS BD FD                                | Market Value                | 1,777,965                |
| PROSHARES TR PROSHARES ULTRA 7-10 YR TRES                             | Market Value                | 1,591,438                |
| CREDIT SUISSE DOLLAR SENIOR LOAN FUND                                 | Market Value                | 6,197,324                |
| <b>Total Other Assets</b>   |                             | <b><u>22,488,467</u></b> |

**SCHEDULE OF ASSETS****FORM 990PF (2011) MAX H. GLUCK FOUNDATION, INC.****FEIN 95-3979100****Part II Balance sheets**

| <b>Line 10c Investments - Corporate Bonds</b>                            | <b>VALUATION<br/>METHOD</b> | <b>BOOK<br/>VALUE</b> |
|--|-----------------------------|-----------------------|
| AMERICAN EXPRESS CR CORP NT 7 300% 08/20/13                              | Market Value                | 379,552               |
| ANHEUSER BUSCH INBEV WWD INC GTD NT 5 375% 01/15/20 CLB                  | Market Value                | 381,318               |
| AT&T INC GLOBAL NTS FIXED RT 2 50% 08/15/15 CLB                          | Market Value                | 390,379               |
| BEAR STEARNS & CO INC GLOBAL NT 5 70% 11/15/14 CLB                       | Market Value                | 373,321               |
| COOPERATIVE CENTRALE RAIFFEISEN BOERENLEENBANK B A 3 375% 01/19/17       | Market Value                | 385,946               |
| COUNTRYWIDE FINL CORP INC SUB NT 6 250% 05/15/16                         | Market Value                | 379,892               |
| GEN ELEC CAPTL CORP MTN 5 625% 05/01/18                                  | Market Value                | 758,696               |
| GOLDMAN SACHS INC 3 625% 02/07/16  | Market Value                | 385,042               |
| INT BUSINESS MACHS CORP NT 5 700% 09/14/17 CLB                           | Market Value                | 390,744               |
| MERRILL LYNCH & CO INC SER C R 5 450% 07/15/14                           | Market Value                | 381,903               |
| MORGAN STANLEY SR NT 6 00% 05/13/14                                      | Market Value                | 393,881               |
| OMNICOM GROUP INC SR DEBT SECS 5 900% 04/15/16 CLB                       | Market Value                | 766,206               |
| PRUDENTIAL FINL INC MED TERM NTS SER B R 5 100% 09/20/14                 | Market Value                | 380,514               |
| TELEFONICA EMISIONES SAU GTD SR NT 4 949% 01/15/15 CLB                   | Market Value                | 363,983               |
| TRANSOCEAN INC NTS 6 000% 03/15/18 CLB                                   | Market Value                | 390,954               |
| VERIZON COMMUNICATIONS INC NT 8 750% 11/01/18 CLB                        | Market Value                | 377,998               |
| VERIZON WIRELESS CAP LLC 8 500% 11/15/18 CLB                             | Market Value                | 389,991               |
| WAL MART STORES INC 5 800% 02/15/18 CLB                                  | Market Value                | 388,178               |
| WESTPAC BKG CORP NT 3 000% 08/04/15 CLB                                  | Market Value                | 383,262               |
| AMERENENERGY GENERATING CO SR NT 7 000% 04/15/18                         | Market Value                | 371,950               |
| ARCELORMITTAL SA LUXEMBOURG NT 3 750% 08/05/15 CLB                       | Market Value                | 367,022               |
| CENTURYTEL INC SER S 6 450% 06/15/21 CLB                                 | Market Value                | 463,058               |
| CHESAPEAKE ENERGY CORP GTD SR 6 125% 02/15/21 CLB                        | Market Value                | 295,087               |
| CITIGROUP INC GLOBAL SR NT 5 125% 05/05/14 CLB                           | Market Value                | 359,752               |
| ERICSSON TELEFONAKTIEBOLAGET NT 4 125% 05/15/22 CLB                      | Market Value                | 381,053               |
| GATX CORP FIXED RT SR NT 4 750% 05/15/15 CLB                             | Market Value                | 375,071               |
| GENL ELEC CAP CORP MED TERM NTS SER A 5 375% 10/20/16                    | Market Value                | 378,892               |
| GENWORTH FINL INC SR NT 6 515% 05/22/18 CLB                              | Market Value                | 407,269               |
| GOLDMAN SACHS GR INC SR NT 5 500% 11/15/14 CLB                           | Market Value                | 359,094               |
| HOME DEPOT INC SR NT 5 400% 03/01/16 CLB                                 | Market Value                | 345,846               |
| ICAHN ENTERPRISES L P/ICAHN ENT FIN CO GTD SR NT 8 000% 01/15/18         | Market Value                | 377,187               |
| INTERNATIONAL LEASE FIN CORP SR NT 5 750% 05/15/16                       | Market Value                | 380,468               |
| JEFFERIES GROUP INC NEW SR NT 5 125% 04/13/18 CLB                        | Market Value                | 402,550               |
| MASCO CORP NT 6 125% 10/03/16 CLB  | Market Value                | 453,560               |
| MERRILL LYNCH & CO INC MED TR NTS 6 500% 07/15/18 CLB                    | Market Value                | 387,392               |
| MORGANSTANLEY/DEANWITTER DISCOVER FIXED RT STEP-UP 3 500% 10/15/20       | Market Value                | 33,454                |
| MORGAN STANLEY GRP INC MED TRM SR NTS 4 000% 07/30/20                    | Market Value                | 404,550               |
| NEXTEL COMMUNICATIONS INC SR SER RED NT SER E 6 875% 10/31/13            | Market Value                | 125,469               |
| NRG ENERGY INC SR NT - FULLY EXC ORIGINAL CUSIP 629377B5 7 625% 01/15/18 | Market Value                | 476,100               |
| SIMON PPTY GROUP L P NT 5 100% 06/15/15                                  | Market Value                | 380,828               |
| SLM CORP MEDIUM TERM NTS R 5 000% 10/01/13                               | Market Value                | 442,900               |
| TYCO INTL FINANCE S A GTD NT 3 375% 10/15/15                             | Market Value                | 350,327               |
| VALERO ENERGY CORP NEW NT 6 125% 06/15/17                                | Market Value                | 384,124               |
| ZURICH REINS CENTRE HLDGS INC SR NT 7 125% 10/15/23                      | Market Value                | 358,934               |
| BARCLAYS FINL LLC NT LKD WORSE PERF Ind OUT OF TWO 8 500% 12/31/13 CLB   | Market Value                | 492,150               |
| BARCLAYS FINL LLC NT LKD WORSE PERF IND OUT OF TWO 8 750% 11/29/13 CLB   | Market Value                | 494,850               |
| CREDIT SUISSE SECS USA 0 000% 07/30/13                                   | Market Value                | 1,000,300             |
| JPMORGAN CHASE BK NT S R 8 000% 11/04/13 CLB                             | Market Value                | 986,600               |
| <b>TOTAL CORPORATE BONDS</b>   |                             | <b>20,077,597</b>     |

**SCHEDULE OF ASSETS**  
**FORM 990PF (2011) MAX H. GLUCK FOUNDATION, INC.**  
**Part II Balance sheets**

**FEIN 95-3979100**

| <b>Line 10b Investments - Corporate Stock</b> | <b>VALUATION<br/>METHOD</b> | <b>BOOK<br/>VALUE</b> |
|---|-----------------------------|-----------------------|
| ACCENTURE PLC IRELAND                         | Market Value                | 147,701               |
| AGILENT TECHNOLOGIES INC                      | Market Value                | 127,491               |
| AIRGAS INC                                    | Market Value                | 124,755               |
| AMAZON COM INC                                | Market Value                | 274,477               |
| AMERISOURCE BERGEN CORP                       | Market Value                | 137,882               |
| AMPHENOL CORP NEW CL A                        | Market Value                | 211,826               |
| APPLE INC                                     | Market Value                | 379,016               |
| CBRE GROUP INC CL A                           | Market Value                | 113,882               |
| CELGENE CORP                                  | Market Value                | 83,344                |
| CITRIX SYSTEMS INC                            | Market Value                | 306,885               |
| COGNIZANT TECHNOLOGY SOLUTIONS CORP           | Market Value                | 143,880               |
| COOPER INDS PLC                               | Market Value                | 131,315               |
| CSX CORPORATION                               | Market Value                | 142,165               |
| CUMMINS INC                                   | Market Value                | 211,845               |
| DEERE & CO                                    | Market Value                | 197,808               |
| EDWARDS LIFESCIENCES CORP                     | Market Value                | 129,435               |
| ESTEE LAUDER COMPANIES INC CL A               | Market Value                | 200,948               |
| EXPRESS SCRIPTS HLDG CO                       | Market Value                | 130,586               |
| F5 NETWORKS INC                               | Market Value                | 136,596               |
| FLOWSERVE CORP                                | Market Value                | 191,174               |
| FMC TECHNOLOGIES INC                          | Market Value                | 118,082               |
| FOSSIL INC                                    | Market Value                | 107,615               |
| GOOGLE INC CL A                               | Market Value                | 145,018               |
| HALLIBURTON CO                                | Market Value                | 68,590                |
| HOME DEPOT INC                                | Market Value                | 136,502               |
| INTUITIVE SURGICAL INC                        | Market Value                | 259,728               |
| JACOBS ENGR GROUP INC                         | Market Value                | 114,224               |
| JOY GLOBAL INC                                | Market Value                | 192,201               |
| MASTERCARD INC CL A                           | Market Value                | 197,851               |
| METTLER-TOLEDO INTL INC                       | Market Value                | 108,472               |
| MICROCHIP TECHNOLOGY INC                      | Market Value                | 149,852               |
| MONSTER BEVERAGE CORP                         | Market Value                | 104,664               |
| NETAPP INC                                    | Market Value                | 150,636               |
| NETFLIX INC                                   | Market Value                | 68,143                |
| ORACLE CORP                                   | Market Value                | 141,134               |
| PERRIGO COMPANY                               | Market Value                | 200,363               |
| PRECISION CASTPARTS CORP                      | Market Value                | 240,484               |
| PRICELINE COM INC                             | Market Value                | 303,686               |
| QUALCOMM INC                                  | Market Value                | 130,514               |
| RALPH LAUREN CORP CL A                        | Market Value                | 244,405               |
| SHERWIN WILLIAMS CO                           | Market Value                | 179,334               |
| STARBUCKS CORP                                | Market Value                | 254,870               |
| TIFFANY & COMPANY                             | Market Value                | 98,805                |
| TRIMBLE NAV LTD                               | Market Value                | 91,836                |
| WATERS CORP                                   | Market Value                | 146,384               |
| WYNN RESORTS LTD                              | Market Value                | 105,898               |



**SCHEDULE OF ASSETS (Continued)**  
**FORM 990PF (2011) MAX H. GLUCK FOUNDATION, INC.**  
**Part II Balance sheets**

**FEIN 95-3979100**

| <b>Line 10b Investments - Corporate Stock</b> | <b>VALUATION<br/>METHOD</b> | <b>BOOK<br/>VALUE</b> |
|---|-----------------------------|-----------------------|
| ABAXIS INC                                    | Market Value                | 288,193               |
| ADVISORY BRD CO                               | Market Value                | 103,246               |
| ANSYS INC                                     | Market Value                | 359,475               |
| APTARGROUP INC                                | Market Value                | 206,548               |
| BLACKBAUD INC                                 | Market Value                | 116,773               |
| BROWN & BROWN INC                             | Market Value                | 284,181               |
| CABOT MICROELECTRONICS CORP                   | Market Value                | 79,013                |
| CARBO CERAMICS INC                            | Market Value                | 53,251                |
| COHEN & STEERS INC                            | Market Value                | 395,416               |
| COMPUTER PROGRAMS & SYS INC                   | Market Value                | 284,212               |
| COPART INC                                    | Market Value                | 321,615               |
| EXPONENT INC                                  | Market Value                | 306,203               |
| FACTSET RESEARCH SYSTEMS INC                  | Market Value                | 186,159               |
| FEDERATED INVS INC PA CL B                    | Market Value                | 285,427               |
| HAEMONETICS CORP MASS                         | Market Value                | 326,603               |
| HENRY JACK & ASSOC INC                        | Market Value                | 376,026               |
| HITTITE MICROWAVE CORP                        | Market Value                | 351,399               |
| LANDSTAR SYSTEMS INC                          | Market Value                | 224,775               |
| LINCOLN ELEC HLDGS INC                        | Market Value                | 178,619               |
| OWENS AND MINOR INC HLDGS CO INC              | Market Value                | 370,991               |
| POOL CORP                                     | Market Value                | 429,685               |
| RBC BEARINGS INC                              | Market Value                | 164,131               |
| RLI CORP                                      | Market Value                | 226,697               |
| ROLLINS INC                                   | Market Value                | 131,245               |
| STEINER LEISURE LTD                           | Market Value                | 218,638               |
| TECHNE CORP COM                               | Market Value                | 394,002               |
| TORO CO                                       | Market Value                | 151,271               |
| ACTIVISION BLIZZARD INC                       | Market Value                | 292,496               |
| ADOBE SYS INC                                 | Market Value                | 331,307               |
| APACHE CORP                                   | Market Value                | 346,726               |
| BROADCOM CORP CL A                            | Market Value                | 307,216               |
| CISCO SYSTEMS INC                             | Market Value                | 290,173               |
| CME GROUP INC                                 | Market Value                | 206,981               |
| COMCAST CORP CL A                             | Market Value                | 371,332               |
| DELL INC                                      | Market Value                | 258,819               |
| DEVON ENERGY CORP NEW                         | Market Value                | 210,504               |
| EBAY INC                                      | Market Value                | 351,540               |
| ENERGIZER HLDGS INC                           | Market Value                | 217,774               |
| EOG RES INC                                   | Market Value                | 280,693               |
| FEDEX CORP                                    | Market Value                | 250,095               |
| FORD MOTOR CO                                 | Market Value                | 283,432               |
| GILEAD SCIENCES INC                           | Market Value                | 368,652               |
| HALLIBURTON CO                                | Market Value                | 290,288               |
| HARRIS CORP DEL                               | Market Value                | 328,313               |
| INTUIT INCORPORATED                           | Market Value                | 309,214               |

**SCHEDULE OF ASSETS (Continued)**  
**FORM 990PF (2011) MAX H. GLUCK FOUNDATION, INC.**  
**Part II Balance sheets**

**FEIN 95-3979100**

| <b>Line 10b Investments - Corporate Stock</b> | <b>VALUATION<br/>METHOD</b> | <b>BOOK<br/>VALUE</b> |
|---|-----------------------------|-----------------------|
| MERCK & CO INC NEW                            | Market Value                | 342,225               |
| POTASH CORP OF SASKATCHEWAN INC               | Market Value                | 205,211               |
| RYDER SYS INC                                 | Market Value                | 183,651               |
| SCHWAB CHARLES CORP NEW                       | Market Value                | 300,235               |
| TEVA PHARMACEUTICAL INDUSTRIES LTD            | Market Value                | 317,571               |
| UNITEDHEALTH GROUP INC                        | Market Value                | 341,933               |
| YAMANA GOLD INC                               | Market Value                | 363,154               |
| YUM BRANDS INC                                | Market Value                | 171,357               |
| ABB LTD SPONSORED ADR                         | Market Value                | 589,854               |
| ABBOTT LABS                                   | Market Value                | 426,018               |
| ALTRIA GROUP INC                              | Market Value                | 632,127               |
| ASTRAZENECA PLC SPONSORED ADR                 | Market Value                | 564,298               |
| BASF SE SPONS ADR                             | Market Value                | 237,476               |
| BEMIS CO INC                                  | Market Value                | 425,942               |
| CA INC  | Market Value                | 615,187               |
| CHEVRON CORP NEW                              | Market Value                | 311,120               |
| CHINA MOBILE LTD SPON ADR S A                 | Market Value                | 250,443               |
| CONAGRA FOODS INC                             | Market Value                | 240,864               |
| DIAGEO PLC SPONSORED ADR NEW                  | Market Value                | 257,675               |
| ECOPETROL S A SPONSORED ADS                   | Market Value                | 283,078               |
| ELI LILLY & CO                                | Market Value                | 322,941               |
| EMERSON ELEC CO                               | Market Value                | 229,733               |
| GENUINE PARTS CO                              | Market Value                | 378,250               |
| GLAXOSMITHKLINE PLC SPONS ADR                 | Market Value                | 607,175               |
| HASBRO INC                                    | Market Value                | 344,153               |
| INTEL CORP                                    | Market Value                | 244,754               |
| KIMBERLY CLARK CORP                           | Market Value                | 498,850               |
| LORILLARD INC                                 | Market Value                | 395,058               |
| MATTEL INC                                    | Market Value                | 370,173               |
| PETROCHINA CO LTD SPONS ADR                   | Market Value                | 233,614               |
| PG & E CORP                                   | Market Value                | 243,055               |
| PPL CORP                                      | Market Value                | 238,165               |
| SANOFI SPONS ADR                              | Market Value                | 436,246               |
| SIEMENS A G SPONSORED ADR                     | Market Value                | 545,530               |
| STATOIL ASA SPONSORED ADR                     | Market Value                | 243,396               |
| SYSCO CORP                                    | Market Value                | 243,369               |
| TELEFONICA S A ADR SPONS ADR                  | Market Value                | 10,428                |
| THOMSON REUTERS CORP                          | Market Value                | 431,476               |
| TOTAL S A SPONSORED ADR                       | Market Value                | 571,494               |
| VALE SA ADR REPSTG PFD                        | Market Value                | 644,825               |
| <b>TOTAL</b>                                  |                             | <b>33,983,744</b>     |

**SCHEDULE OF ASSETS****FORM 990PF (2011) MAX H. GLUCK FOUNDATION, INC.****FEIN 95-3979100****Part II Balance sheets**

| <b>Line 10a Investments - US Government Obligations</b>  | <b>VALUATION<br/>METHOD</b> | <b>BOOK<br/>VALUE</b> |
|--|-----------------------------|-----------------------|
| UNITED STATES TREAS BDS 7 500% 11/15/16 B/E DTD 11/15/86 | Market Value                | 2,625,683             |
| UNITED STATES TREAS NTS 1 375% 09/30/18 B/E DTD 09/30/11 | Market Value                | 389,025               |
| UNITED STATES TREAS NTS 3 375% 11/15/19 B/E DTD 11/15/09 | Market Value                | 786,726               |
| UNITED STATES TREAS INFLATION INDEXED NTS 1 625% 1/15/18 | Market Value                | 1,140,217             |
| FED FARM CR BKS CONS BOND 0 460% 10/24/14 CLB            | Market Value                | 220,020               |
| FED FARM CR BKS CONS BOND 0 570% 10/02/14 CLB            | Market Value                | 175,005               |
| FED FARM CR BKS CONS BDS 0 690% 10/30/15 CLB             | Market Value                | 225,079               |
| FED FARM CR BKS CONS BDS 1 540% 06/11/18 CLB             | Market Value                | 395,087               |
| FED FARM CR BKS CONS BDS 2 130% 01/30/20 CLB             | Market Value                | 70,085                |
| FED FARM CR BKS CONS BDS 2 150% 02/14/20 CLB             | Market Value                | 175,019               |
| FED FARM CR BKS CONS BDS 2 750% 05/01/23 CLB             | Market Value                | 39,947                |
| FED FARM CR BKS CONS BDS 2 900% 08/07/23 CLB             | Market Value                | 350,046               |
| FED HOME LN BKS 4 125% 03/13/20                          | Market Value                | 177,151               |
| FED HOME LN MTG CORP MED TERM NTS 1 500% 7/13/15CLB      | Market Value                | 110,033               |
| FNMA MEDIUM TERM NTS 1 125% 12/17/13 CLB                 | Market Value                | 30,052                |
| FNMA MEDIUM TERM NTS STEP UP 0 50% 8/15/16 CLB           | Market Value                | 180,232               |
| FNMA MEDIUM TERM NTS STEP UP 0 50% 10/23/15 CLB          | Market Value                | 70,018                |
| FNMA MEDIUM TERM NTS STEP UP 1 00% 09/14/16 CLB          | Market Value                | 165,280               |
| UNITED STATES TREAS BDS TIPS 2 375% 1/15/25              | Market Value                | 787,524               |
| UNITED STATES TREAS NTS TIPS E-A-2019 2 125% 01/15/19    | Market Value                | 384,587               |
| UNITED STATES TREAS NTS TIPS 1 125% 1/15/21              | Market Value                | 786,597               |
| UNITED STATES TREAS NTS TIPS 1 250% 07/15/20             | Market Value                | 391,913               |
| <b>Total United States Government Obligations</b>        |                             | <b>9,675,326</b>      |