



See a Social Security Number? Say Something!
Report Privacy Problems to <https://public.resource.org/privacy>
Or call the IRS Identity Theft Hotline at 1-800-908-4490



Form **990-PF**

Department of the Treasury
Internal Revenue Service

Return of Private Foundation
or Section 4947(a)(1) Nonexempt Charitable Trust
Treated as a Private Foundation

OMB No 1545-0052

2011

Note. The foundation may be able to use a copy of this return to satisfy state reporting requirements

For calendar year 2011 or tax year beginning 07/01, 2011, and ending 06/30, 2012

Name of foundation
LARS FOUNDATION P50180002

Number and street (or P O box number if mail is not delivered to street address) Room/suite
10 S DEARBORN IL1-0117

City or town, state, and ZIP code
CHICAGO, IL 60603

A Employer identification number
91-2003530

B Telephone number (see instructions)
() -

C If exemption application is pending, check here

D 1 Foreign organizations, check here
2 Foreign organizations meeting the 85% test, check here and attach computation

E If private foundation status was terminated under section 507(b)(1)(A), check here

F If the foundation is in a 60-month termination under section 507(b)(1)(B), check here


G Check all that apply:
 Initial return
 Final return
 Address change
 Initial return of a former public charity
 Amended return
 Name change

H Check type of organization: Section 501(c)(3) exempt private foundation
 Section 4947(a)(1) nonexempt charitable trust Other taxable private foundation

I Fair market value of all assets at end of year (from Part II, col (c), line 16) ▶ \$ 2,991,033.

J Accounting method: Cash Accrual
 Other (specify) _____
 (Part I, column (d) must be on cash basis.)

Part I Analysis of Revenue and Expenses (The total of amounts in columns (b), (c), and (d) may not necessarily equal the amounts in column (a) (see instructions))		(a) Revenue and expenses per books	(b) Net investment income	(c) Adjusted net income	(d) Disbursements for charitable purposes (cash basis only)
Revenue	1 Contributions, gifts, grants, etc., received (attach schedule)				
	2 Check <input type="checkbox"/> if the foundation is not required to attach Sch B				
	3 Interest on savings and temporary cash investments	431.	431.		STMT 1
	4 Dividends and interest from securities	53,812.	53,812.		STMT 2
	5a Gross rents				
	b Net rental income or (loss)				
	6a Net gain or (loss) from sale of assets not on line 10	12,761.			
	b Gross sales price for all assets on line 6a	222,809.			
	7 Capital gain net income (from Part IV, line 2)		12,761.		
	8 Net short-term capital gain				
	9 Income modifications				
	10 a Gross sales less returns and allowances				
b Less Cost of goods sold					
c Gross profit or (loss) (attach schedule)					
11 Other income (attach schedule)					
12 Total. Add lines 1 through 11	67,004.	67,004.			
Operating and Administrative Expenses	13 Compensation of officers, directors, trustees, etc	NONE	NONE		NONE
	14 Other employee salaries and wages				
	15 Pension plans, employee benefits				
	16a Legal fees (attach schedule)				
	b Accounting fees (attach schedule)				
	c Other professional fees (attach schedule)	9,580.	7,165.		2,415.
	17 Interest				
	18 Taxes (attach schedule) (see instructions)	2,686.	1,204.		
	19 Depreciation (attach schedule) and depletion				
	20 Occupancy				
	21 Travel, conferences, and meetings				
	22 Printing and publications				
	23 Other expenses (attach schedule)				
	24 Total operating and administrative expenses. Add lines 13 through 23	12,266.	8,369.		2,415.
	25 Contributions, gifts, grants paid	154,000.			154,000.
26 Total expenses and disbursements. Add lines 24 and 25	166,266.	8,369.		156,415.	
27 Subtract line 26 from line 12					
a Excess of revenue over expenses and disbursements	-99,262.				
b Net investment income (if negative, enter -0-)		58,635.			
c Adjusted net income (if negative, enter -0-)					



SCANNED MAY 30 2013

Part II Balance Sheets		Attached schedules and amounts in the description column should be for end-of-year amounts only (See instructions)		Beginning of year	End of year	
		(a) Book Value	(b) Book Value	(c) Fair Market Value		
Assets	1	Cash - non-interest-bearing				
	2	Savings and temporary cash investments	39,321.	10,294.	10,294.	
	3	Accounts receivable ▶ Less allowance for doubtful accounts ▶				
	4	Pledges receivable ▶ Less allowance for doubtful accounts ▶				
	5	Grants receivable				
	6	Receivables due from officers, directors, trustees, and other disqualified persons (attach schedule) (see instructions)				
	7	Other notes and loans receivable (attach schedule) ▶ Less allowance for doubtful accounts ▶				
	8	Inventories for sale or use				
	9	Prepaid expenses and deferred charges				
	10 a	Investments - U S and state government obligations (attach schedule)				
	b	Investments - corporate stock (attach schedule) . STMT 5	2,279,245.	2,243,588.	2,385,415.	
	c	Investments - corporate bonds (attach schedule) . STMT 6	622,067.	587,490.	595,324.	
	11	Investments - land, buildings, and equipment basis Less accumulated depreciation (attach schedule) ▶				
	12	Investments - mortgage loans				
	13	Investments - other (attach schedule)				
	14	Land, buildings, and equipment basis Less accumulated depreciation (attach schedule) ▶				
15	Other assets (describe ▶)					
16	Total assets (to be completed by all filers - see the instructions Also, see page 1, item I)	2,940,633.	2,841,372.	2,991,033.		
Liabilities	17	Accounts payable and accrued expenses				
	18	Grants payable				
	19	Deferred revenue				
	20	Loans from officers, directors, trustees, and other disqualified persons				
	21	Mortgages and other notes payable (attach schedule)				
	22	Other liabilities (describe ▶)				
23	Total liabilities (add lines 17 through 22)					
Net Assets or Fund Balances	Foundations that follow SFAS 117, check here ▶ <input type="checkbox"/>		and complete lines 24 through 26 and lines 30 and 31			
	24	Unrestricted				
	25	Temporarily restricted				
	26	Permanently restricted				
	Foundations that do not follow SFAS 117, check here and complete lines 27 through 31. ▶ <input checked="" type="checkbox"/>					
	27	Capital stock, trust principal, or current funds	2,940,632.	2,841,372.		
	28	Paid-in or capital surplus, or land, bldg., and equipment fund				
	29	Retained earnings, accumulated income, endowment, or other funds				
30	Total net assets or fund balances (see instructions)	2,940,632.	2,841,372.			
31	Total liabilities and net assets/fund balances (see instructions)	2,940,632.	2,841,372.			

Part III Analysis of Changes in Net Assets or Fund Balances

1	Total net assets or fund balances at beginning of year - Part II, column (a), line 30 (must agree with end-of-year figure reported on prior year's return)	1	2,940,632.
2	Enter amount from Part I, line 27a	2	-99,262.
3	Other increases not included in line 2 (itemize) ▶ SEE STATEMENT 7	3	2.
4	Add lines 1, 2, and 3	4	2,841,372.
5	Decreases not included in line 2 (itemize) ▶	5	
6	Total net assets or fund balances at end of year (line 4 minus line 5) - Part II, column (b), line 30	6	2,841,372.

Part IV Capital Gains and Losses for Tax on Investment Income

(a) List and describe the kind(s) of property sold (e.g., real estate, 2-story brick warehouse; or common stock, 200 shs. MLC Co.)				(b) How acquired P-Purchase D-Donation	(c) Date acquired (mo., day, yr.)	(d) Date sold (mo., day, yr.)
1a PUBLICLY TRADED SECURITIES						
b						
c						
d						
e						
(e) Gross sales price	(f) Depreciation allowed (or allowable)	(g) Cost or other basis plus expense of sale	(h) Gain or (loss) (e) plus (f) minus (g)			
a 203,571.		210,048.	-6,477.			
b						
c						
d						
e						
Complete only for assets showing gain in column (h) and owned by the foundation on 12/31/69						
(i) FMV as of 12/31/69	(j) Adjusted basis as of 12/31/69	(k) Excess of col (i) over col (j), if any	(l) Gains (Col (h) gain minus col (k), but not less than -0-) or Losses (from col (h))			
a			-6,477.			
b						
c						
d						
e						
2 Capital gain net income or (net capital loss) If gain, also enter in Part I, line 7 If (loss), enter -0- in Part I, line 7				2	12,761.	
3 Net short-term capital gain or (loss) as defined in sections 1222(5) and (6): If gain, also enter in Part I, line 8, column (c) (see instructions) If (loss), enter -0- in Part I, line 8				3		

Part V Qualification Under Section 4940(e) for Reduced Tax on Net Investment Income

(For optional use by domestic private foundations subject to the section 4940(a) tax on net investment income.)

If section 4940(d)(2) applies, leave this part blank

Was the foundation liable for the section 4942 tax on the distributable amount of any year in the base period? Yes No
If "Yes," the foundation does not qualify under section 4940(e). Do not complete this part

1 Enter the appropriate amount in each column for each year; see the instructions before making any entries

(a) Base period years Calendar year (or tax year beginning in)	(b) Adjusted qualifying distributions	(c) Net value of noncharitable-use assets	(d) Distribution ratio (col (b) divided by col (c))
2010	149,350.	3,156,866.	0.047310
2009	136,400.	2,943,553.	0.046339
2008	184,124.	2,698,966.	0.068220
2007	183,750.	3,889,264.	0.047245
2006	168,150.	3,816,921.	0.044054
2 Total of line 1, column (d)			0.253168
3 Average distribution ratio for the 5-year base period - divide the total on line 2 by 5, or by the number of years the foundation has been in existence if less than 5 years			0.050634
4 Enter the net value of noncharitable-use assets for 2011 from Part X, line 5			2,978,620.
5 Multiply line 4 by line 3			150,819.
6 Enter 1% of net investment income (1% of Part I, line 27b)			586.
7 Add lines 5 and 6			151,405.
8 Enter qualifying distributions from Part XII, line 4 If line 8 is equal to or greater than line 7, check the box in Part VI, line 1b, and complete that part using a 1% tax rate. See the Part VI instructions			156,415.

Part VI Excise Tax Based on Investment Income (Section 4940(a), 4940(b), 4940(e), or 4948 - see instructions)

Table with 11 rows for excise tax calculations. Includes sub-rows 6a-6d for credits and payments. Total amount owed is 1,714 and refunded is 588.

Part VII-A Statements Regarding Activities

Table with 10 rows of activity statements. Columns for Yes/No. Includes questions about political activities, Form 1120-POL filing, and state registration.

Part VII-A Statements Regarding Activities (continued)

11 At any time during the year, did the foundation, directly or indirectly, own a controlled entity within the meaning of section 512(b)(13)? If "Yes," attach schedule (see instructions) 11 X
12 Did the foundation make a distribution to a donor advised fund over which the foundation or a disqualified person had advisory privileges? If "Yes," attach statement (see instructions) 12 X
13 Did the foundation comply with the public inspection requirements for its annual returns and exemption application? 13 X
Website address N/A
14 The books are in care of JPMorgan Chase Bank, NA Telephone no (312) 732-1485
Located at 10 S DEARBORN ST. FL 21, CHICAGO, IL ZIP + 4 60603
15 Section 4947(a)(1) nonexempt charitable trusts filing Form 990-PF in lieu of Form 1041 - Check here 15
16 At any time during calendar year 2011, did the foundation have an interest in or a signature or other authority over a bank, securities, or other financial account in a foreign country? 16 Yes No X

Part VII-B Statements Regarding Activities for Which Form 4720 May Be Required

File Form 4720 if any item is checked in the "Yes" column, unless an exception applies.

1a During the year did the foundation (either directly or indirectly)
(1) Engage in the sale or exchange, or leasing of property with a disqualified person? Yes X No
(2) Borrow money from, lend money to, or otherwise extend credit to (or accept it from) a disqualified person? Yes X No
(3) Furnish goods, services, or facilities to (or accept them from) a disqualified person? Yes X No
(4) Pay compensation to, or pay or reimburse the expenses of, a disqualified person? Yes X No
(5) Transfer any income or assets to a disqualified person (or make any of either available for the benefit or use of a disqualified person)? Yes X No
(6) Agree to pay money or property to a government official? (Exception Check "No" if the foundation agreed to make a grant to or to employ the official for a period after termination of government service, if terminating within 90 days) Yes X No
b If any answer is "Yes" to 1a(1)-(6), did any of the acts fail to qualify under the exceptions described in Regulations section 53.4941(d)-3 or in a current notice regarding disaster assistance (see instructions)? 1b
Organizations relying on a current notice regarding disaster assistance check here
c Did the foundation engage in a prior year in any of the acts described in 1a, other than excepted acts, that were not corrected before the first day of the tax year beginning in 2011? 1c X
2 Taxes on failure to distribute income (section 4942) (does not apply for years the foundation was a private operating foundation defined in section 4942(j)(3) or 4942(j)(5))
a At the end of tax year 2011, did the foundation have any undistributed income (lines 6d and 6e, Part XIII) for tax year(s) beginning before 2011? Yes X No
If "Yes," list the years
b Are there any years listed in 2a for which the foundation is not applying the provisions of section 4942(a)(2) (relating to incorrect valuation of assets) to the year's undistributed income? (If applying section 4942(a)(2) to all years listed, answer "No" and attach statement - see instructions) 2b X
c If the provisions of section 4942(a)(2) are being applied to any of the years listed in 2a, list the years here
3a Did the foundation hold more than a 2% direct or indirect interest in any business enterprise at any time during the year? Yes X No
b If "Yes," did it have excess business holdings in 2011 as a result of (1) any purchase by the foundation or disqualified persons after May 26, 1969; (2) the lapse of the 5-year period (or longer period approved by the Commissioner under section 4943(c)(7)) to dispose of holdings acquired by gift or bequest; or (3) the lapse of the 10-, 15-, or 20-year first phase holding period? (Use Schedule C, Form 4720, to determine if the foundation had excess business holdings in 2011) 3b
4a Did the foundation invest during the year any amount in a manner that would jeopardize its charitable purposes? 4a X
b Did the foundation make any investment in a prior year (but after December 31, 1969) that could jeopardize its charitable purpose that had not been removed from jeopardy before the first day of the tax year beginning in 2011? 4b X

Part VII-B Statements Regarding Activities for Which Form 4720 May Be Required (continued)

5a During the year did the foundation pay or incur any amount to

(1) Carry on propaganda, or otherwise attempt to influence legislation (section 4945(e))? Yes No

(2) Influence the outcome of any specific public election (see section 4955), or to carry on, directly or indirectly, any voter registration drive? Yes No

(3) Provide a grant to an individual for travel, study, or other similar purposes? Yes No

(4) Provide a grant to an organization other than a charitable, etc., organization described in section 509(a)(1), (2), or (3), or section 4940(d)(2)? (see instructions) Yes No

(5) Provide for any purpose other than religious, charitable, scientific, literary, or educational purposes, or for the prevention of cruelty to children or animals? Yes No

b If any answer is "Yes" to 5a(1)-(5), did any of the transactions fail to qualify under the exceptions described in Regulations section 53.4945 or in a current notice regarding disaster assistance (see instructions)? Yes No
 Organizations relying on a current notice regarding disaster assistance check here

c If the answer is "Yes" to question 5a(4), does the foundation claim exemption from the tax because it maintained expenditure responsibility for the grant? Yes No
 If "Yes," attach the statement required by Regulations section 53.4945-5(d).

6a Did the foundation, during the year, receive any funds, directly or indirectly, to pay premiums on a personal benefit contract? Yes No

b Did the foundation, during the year, pay premiums, directly or indirectly, on a personal benefit contract? Yes No
 If "Yes" to 6b, file Form 8870.

7a At any time during the tax year, was the foundation a party to a prohibited tax shelter transaction? Yes No

b If "Yes," did the foundation receive any proceeds or have any net income attributable to the transaction? Yes No

Part VIII Information About Officers, Directors, Trustees, Foundation Managers, Highly Paid Employees, and Contractors

1 List all officers, directors, trustees, foundation managers and their compensation (see instructions).

(a) Name and address	(b) Title, and average hours per week devoted to position	(c) Compensation (if not paid, enter -0-)	(d) Contributions to employee benefit plans and deferred compensation	(e) Expense account, other allowances
SEE STATEMENT 8		-0-	-0-	-0-

2 Compensation of five highest-paid employees (other than those included on line 1 - see instructions). If none, enter "NONE."

(a) Name and address of each employee paid more than \$50,000	(b) Title, and average hours per week devoted to position	(c) Compensation	(d) Contributions to employee benefit plans and deferred compensation	(e) Expense account, other allowances
NONE		NONE	NONE	NONE

Total number of other employees paid over \$50,000 NONE

Part VIII Information About Officers, Directors, Trustees, Foundation Managers, Highly Paid Employees, and Contractors (continued)

3 Five highest-paid independent contractors for professional services (see instructions). If none, enter "NONE."

(a) Name and address of each person paid more than \$50,000	(b) Type of service	(c) Compensation
NONE		NONE
Total number of others receiving over \$50,000 for professional services		NONE

Part IX-A Summary of Direct Charitable Activities

List the foundation's four largest direct charitable activities during the tax year. Include relevant statistical information such as the number of organizations and other beneficiaries served, conferences convened, research papers produced, etc.

Expenses

1 NONE	
2	
3	
4	

Part IX-B Summary of Program-Related Investments (see instructions)

Describe the two largest program-related investments made by the foundation during the tax year on lines 1 and 2.

Amount

1 NONE	
2	
All other program-related investments. See instructions.	
3 NONE	
Total. Add lines 1 through 3	

Part X Minimum Investment Return (All domestic foundations must complete this part. Foreign foundations, see instructions)

1	Fair market value of assets not used (or held for use) directly in carrying out charitable, etc., purposes:		
a	Average monthly fair market value of securities	1a	2,860,522.
b	Average of monthly cash balances	1b	163,458.
c	Fair market value of all other assets (see instructions)	1c	NONE
d	Total (add lines 1a, b, and c)	1d	3,023,980.
e	Reduction claimed for blockage or other factors reported on lines 1a and 1c (attach detailed explanation)	1e	
2	Acquisition indebtedness applicable to line 1 assets	2	NONE
3	Subtract line 2 from line 1d	3	3,023,980.
4	Cash deemed held for charitable activities Enter 1 1/2% of line 3 (for greater amount, see instructions)	4	45,360.
5	Net value of noncharitable-use assets. Subtract line 4 from line 3 Enter here and on Part V, line 4	5	2,978,620.
6	Minimum investment return. Enter 5% of line 5	6	148,931.

Part XI Distributable Amount (see instructions) (Section 4942(j)(3) and (j)(5) private operating foundations and certain foreign organizations check here and do not complete this part.)

1	Minimum investment return from Part X, line 6	1	148,931.
2a	Tax on investment income for 2011 from Part VI, line 5	2a	586.
b	Income tax for 2011 (This does not include the tax from Part VI)	2b	
c	Add lines 2a and 2b	2c	586.
3	Distributable amount before adjustments. Subtract line 2c from line 1	3	148,345.
4	Recoveries of amounts treated as qualifying distributions	4	NONE
5	Add lines 3 and 4	5	148,345.
6	Deduction from distributable amount (see instructions)	6	NONE
7	Distributable amount as adjusted Subtract line 6 from line 5 Enter here and on Part XIII, line 1	7	148,345.

Part XII Qualifying Distributions (see instructions)

1	Amounts paid (including administrative expenses) to accomplish charitable, etc., purposes:		
a	Expenses, contributions, gifts, etc - total from Part I, column (d), line 26	1a	156,415.
b	Program-related investments - total from Part IX-B	1b	
2	Amounts paid to acquire assets used (or held for use) directly in carrying out charitable, etc., purposes	2	NONE
3	Amounts set aside for specific charitable projects that satisfy the		
a	Suitability test (prior IRS approval required)	3a	NONE
b	Cash distribution test (attach the required schedule)	3b	NONE
4	Qualifying distributions Add lines 1a through 3b Enter here and on Part V, line 8, and Part XIII, line 4	4	156,415.
5	Foundations that qualify under section 4940(e) for the reduced rate of tax on net investment income Enter 1% of Part I, line 27b (see instructions)	5	586.
6	Adjusted qualifying distributions. Subtract line 5 from line 4	6	155,829.

Note. The amount on line 6 will be used in Part V, column (b), in subsequent years when calculating whether the foundation qualifies for the section 4940(e) reduction of tax in those years.

Part XIII Undistributed Income (see instructions)

	(a) Corpus	(b) Years prior to 2010	(c) 2010	(d) 2011
1 Distributable amount for 2011 from Part XI, line 7				148,345.
2 Undistributed income, if any, as of the end of 2011:				
a Enter amount for 2010 only			156,414.	
b Total for prior years 20____, 20____, 20____		NONE		
3 Excess distributions carryover, if any, to 2011:				
a From 2006	NONE			
b From 2007	NONE			
c From 2008	NONE			
d From 2009	NONE			
e From 2010	NONE			
f Total of lines 3a through e	NONE			
4 Qualifying distributions for 2011 from Part XII, line 4 ▶ \$ <u>156,415.</u>				
a Applied to 2010, but not more than line 2a			156,414.	
b Applied to undistributed income of prior years (Election required - see instructions)		NONE		
c Treated as distributions out of corpus (Election required - see instructions)	NONE			
d Applied to 2011 distributable amount				1.
e Remaining amount distributed out of corpus	NONE			
5 Excess distributions carryover applied to 2011 (If an amount appears in column (d), the same amount must be shown in column (a))	NONE			NONE
6 Enter the net total of each column as indicated below:				
a Corpus Add lines 3f, 4c, and 4e Subtract line 5	NONE			
b Prior years' undistributed income Subtract line 4b from line 2b		NONE		
c Enter the amount of prior years' undistributed income for which a notice of deficiency has been issued, or on which the section 4942(a) tax has been previously assessed		NONE		
d Subtract line 6c from line 6b Taxable amount - see instructions		NONE		
e Undistributed income for 2010 Subtract line 4a from line 2a Taxable amount - see instructions				
f Undistributed income for 2011 Subtract lines 4d and 5 from line 1 This amount must be distributed in 2012				148,344.
7 Amounts treated as distributions out of corpus to satisfy requirements imposed by section 170(b)(1)(F) or 4942(g)(3) (see instructions)	NONE			
8 Excess distributions carryover from 2006 not applied on line 5 or line 7 (see instructions)	NONE			
9 Excess distributions carryover to 2012. Subtract lines 7 and 8 from line 6a	NONE			
10 Analysis of line 9				
a Excess from 2007	NONE			
b Excess from 2008	NONE			
c Excess from 2009	NONE			
d Excess from 2010	NONE			
e Excess from 2011	NONE			

Part XIV Private Operating Foundations (see instructions and Part VII-A, question 9)

NOT APPLICABLE

1a If the foundation has received a ruling or determination letter that it is a private operating foundation, and the ruling is effective for 2011, enter the date of the ruling

b Check box to indicate whether the foundation is a private operating foundation described in section 4942(j)(3) or 4942(j)(5)

Table with 5 columns: (a) 2011, (b) 2010, (c) 2009, (d) 2008, (e) Total. Rows include 2a-e (Qualifying distributions) and 3a-d (Alternative tests).

Part XV Supplementary Information (Complete this part only if the foundation had \$5,000 or more in assets at any time during the year - see instructions.)

1 Information Regarding Foundation Managers: a List any managers of the foundation who have contributed more than 2% of the total contributions received by the foundation before the close of any tax year (but only if they have contributed more than \$5,000). (See section 507(d)(2))

N/A

b List any managers of the foundation who own 10% or more of the stock of a corporation (or an equally large portion of the ownership of a partnership or other entity) of which the foundation has a 10% or greater interest

N/A

2 Information Regarding Contribution, Grant, Gift, Loan, Scholarship, etc., Programs: Check here [] if the foundation only makes contributions to preselected charitable organizations and does not accept unsolicited requests for funds

a The name, address, and telephone number of the person to whom applications should be addressed: SEE STATEMENT 9

b The form in which applications should be submitted and information and materials they should include:

N/A

c Any submission deadlines.

N/A

d Any restrictions or limitations on awards, such as by geographical areas, charitable fields, kinds of institutions, or other factors:

N/A

Part XV Supplementary Information (continued)

3 Grants and Contributions Paid During the Year or Approved for Future Payment

Recipient Name and address (home or business)	If recipient is an individual, show any relationship to any foundation manager or substantial contributor	Foundation status of recipient	Purpose of grant or contribution	Amount
<i>a Paid during the year</i>				
Total ▶				3a
<i>b Approved for future payment</i>				
Total ▶				3b

Part XVI-A Analysis of Income-Producing Activities

Enter gross amounts unless otherwise indicated

Table with 5 main columns: (a) Business code, (b) Amount, (c) Exclusion code, (d) Amount, (e) Related or exempt function income. Rows include: 1 Program service revenue, 2 Membership dues and assessments, 3 Interest on savings and temporary cash investments, 4 Dividends and interest from securities, 5 Net rental income or (loss) from real estate, 6 Net rental income or (loss) from personal property, 7 Other investment income, 8 Gain or (loss) from sales of assets other than inventory, 9 Net income or (loss) from special events, 10 Gross profit or (loss) from sales of inventory, 11 Other revenue, 12 Subtotal, 13 Total.

Part XVI-B Relationship of Activities to the Accomplishment of Exempt Purposes

Table with 2 columns: Line No., Explain below how each activity for which income is reported in column (e) of Part XVI-A contributed importantly to the accomplishment of the foundation's exempt purposes (other than by providing funds for such purposes) (See instructions). Includes the text 'NOT APPLICABLE' in the center of the table.

FORM 990PF, PART I - INTEREST ON TEMPORARY CASH INVESTMENTS

DESCRIPTION	REVENUE AND EXPENSES PER BOOKS	NET INVESTMENT INCOME
MONEY MARKET FUNDS	431.	431.
TOTAL	431.	431.

FORM 990PF, PART I - DIVIDENDS AND INTEREST FROM SECURITIES

DESCRIPTION	REVENUE AND EXPENSES PER BOOKS	NET INVESTMENT INCOME
SECURITIES INCOME	53,812.	53,812.
TOTAL	53,812.	53,812.

FORM 990PF, PART I - OTHER PROFESSIONAL FEES

DESCRIPTION	REVENUE AND EXPENSES PER BOOKS	NET INVESTMENT INCOME	CHARITABLE PURPOSES
JPMORGAN CHASE BANK, NA AGENCY	9,580.	7,165.	2,415.
TOTALS	9,580.	7,165.	2,415.

FORM 990PF, PART I - TAXES
=====

DESCRIPTION	REVENUE AND EXPENSES PER BOOKS	NET INVESTMENT INCOME
-----	-----	-----
FEDERAL TAX PAYMENT - PRIOR YE	282.	
FEDERAL ESTIMATES - PRINCIPAL	1,200.	
FOREIGN TAXES ON QUALIFIED FOR	1,084.	1,084.
FOREIGN TAXES ON NONQUALIFIED	120.	120.
	-----	-----
TOTALS	2,686.	1,204.
	=====	=====

LARS FOUNDATION P50180002

91-2003530

FORM 990PF, PART II - CORPORATE STOCK

=====

DESCRIPTION	ENDING BOOK VALUE	ENDING FMV
EQUITY MUTUAL FUNDS	2,243,588.	2,385,415.
TOTALS	2,243,588.	2,385,415.

LARS FOUNDATION P50180002

91-2003530

FORM 990PF, PART II - CORPORATE BONDS
=====

DESCRIPTION -----	ENDING BOOK VALUE -----	ENDING FMV ---
FIXED INCOME MUTUAL FUNDS	587,491.	595,324.
TOTALS	587,491.	595,324.
	=====	=====

FORM 990PF, PART III - OTHER INCREASES IN NET WORTH OR FUND BALANCES

=====

DESCRIPTION -----	AMOUNT -----
MUTUAL FUND INCOME TIMING DIFFERENCES	2.
TOTAL	----- 2. =====

FORM 990PF, PART VIII - LIST OF OFFICERS, DIRECTORS, AND TRUSTEES
=====

OFFICER NAME:

Andrew Schulert

ADDRESS:

10 S Dearborn st., fl 21
chicago, IL 60603

TITLE:

corporate officer

AVERAGE HOURS PER WEEK DEVOTED TO POSITION: 20

OFFICER NAME:

Joy Lucas

ADDRESS:

10 S Dearborn St. Fl 21
chicago, IL 60603

TITLE:

corporate officer

AVERAGE HOURS PER WEEK DEVOTED TO POSITION: 20

LARS FOUNDATION P50180002
FORM 990PF, PART XV - LINES 2a - 2d
=====

91-2003530

RECIPIENT NAME:

JPMorgan Chase Bank, NA: Attn Margaret Salamone
ADDRESS:

270 Park Ave., FL 18
New York, NY 10017

RECIPIENT'S PHONE NUMBER: 212-464-1136
limited to organizations exempt under IRC
section 501 (c) (3)

STATEMENT 9



LARS FOUNDATION ACCT. P50180002
For the Period 4/1/12 to 6/30/12

Account Summary

PRINCIPAL

Asset Allocation	Beginning Market Value	Ending Market Value	Change In Value	Estimated Annual Income	Current Allocation
Equity	2,496,049.26	2,385,414.88	(110,634.38)	26,341.63	79%
Cash & Fixed Income	756,556.13	605,617.68	(150,938.45)	23,581.67	21%
Market Value	\$3,252,605.39	\$2,991,032.56	(\$261,572.83)	\$49,923.30	100%

INCOME

Cash Position	Beginning Market Value	Ending Market Value	Change In Value
Accruals	1,024.26	1,415.77	391.51
Market Value	\$1,024.26	\$1,415.77	\$391.51

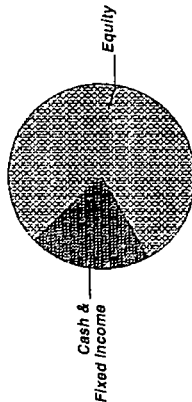
PRINCIPAL

Portfolio Activity	Current Period Value	Year-to-Date Value
Beginning Market Value	3,252,605.39	3,223,134.03
Withdrawals & Fees	(156,668.02)	(165,062.34)
Net Additions/Withdrawals	(\$156,668.02)	(\$165,062.34)
Income	7,427.50	53,217.39
Change In Investment Value	(112,332.31)	(120,256.52)
Ending Market Value	\$2,991,032.56	\$2,991,032.56
Accruals	--	--
Market Value with Accruals	--	--

INCOME

Current Period Value	Year-to-Date Value
0.00	0.00
\$0.00	\$0.00
\$0.00	\$0.00
1,415.77	1,415.77
\$1,415.77	\$1,415.77

Asset Allocation





LARS FOUNDATION ACCT P50180002
For the Period 4/1/12 to 6/30/12

Account Summary CONTINUED

Tax Summary	Current Period Value	Year-to-Date Value
Domestic Dividends/Distributions	7,414.67	53,167.58
Interest Income	12.83	49.81
Taxable Income	\$7,427.50	\$53,217.39

Cost Summary	Cost
Equity	2,243,587.64
Cash & Fixed Income	597,784.69
Total	\$2,841,372.33

	Current Period Value	Year-to-Date Value
LT Capital Gain Distributions		19,227.82
ST Realized Gain/Loss		(5,918.84)
LT Realized Gain/Loss		(558.23)
Realized Gain/Loss		\$12,750.75

	To-Date Value
Unrealized Gain/Loss	\$149,660.23



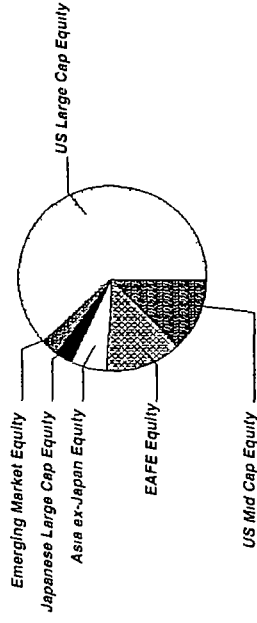
LARS FOUNDATION ACCT P50180002
For the Period 4/1/12 to 6/30/12

Equity Summary

Asset Categories	Beginning Market Value	Ending Market Value	Change In Value	Current Allocation
US Large Cap Equity	1,560,880.81	1,499,621.45	(61,259.36)	50%
US Mid Cap Equity	315,937.36	308,854.38	(7,082.98)	10%
EAFE Equity	317,907.61	293,177.13	(24,730.48)	10%
Japanese Large Cap Equity	65,527.00	60,600.40	(4,926.60)	2%
Asia ex-Japan Equity	154,594.52	148,572.28	(6,022.24)	5%
Emerging Market Equity	81,201.96	74,589.24	(6,612.72)	2%
Total Value	\$2,496,049.26	\$2,385,414.88	(\$110,634.38)	79%

Market Value/Cost	Current Period Value
Market Value	2,385,414.88
Tax Cost	2,243,587.64
Unrealized Gain/Loss	141,827.24
Estimated Annual Income	26,341.63
Accrued Dividends	447.37
Yield	1.10%

Equity Detail



Equity as a percentage of your portfolio - 79 %

J.P.Morgan



LARS FOUNDATION ACCT P50180002
For the Period 4/1/12 to 6/30/12

	Price	Quantity	Value	Adjusted Tax Cost Original Cost	Unrealized Gain/Loss	Est Annual Inc. Accrued Div.	Yield
US Large Cap Equity							
CULLEN HIGH DIVIDEND EQUITY FUND 230001-40-6 CHDV X	13 72	12,884 226	176,771 58	150,358 92	26,412 66	4,341 98	2 46%
FMI FDS INC LARGE CAP FD 302933-20-5 FMIH X	16 59	12,510 425	207,547 95	150,000 00	57,547 95	2,201 83	1 06%
JPM TR I GROWTH ADVANTAGE FD - SEL 4812A3-71-8 JGAS X	9 63	24,161 646	232,676 65	225,000 00	7,676 65		
JPM US LRGE CAP CORE PLUS FD - SEL 4812A2-38-9 JLPS X	21 44	19,371 081	415,315 98	365,919 72	49,396 26	2,479 49	0 60%
MANNING & NAPIER FUND INC EQUITY SERIES 563821-60-2 EXEY X	18 19	12,863 131	233,980 35	225,000 00	8,980 35	527 38	0 23%
PROFESSIONALLY MANAGED PORTFOLIOS THE OSTERWEIS FUND 742935-40-6 OSTF X	27 11	5,343 441	144,860 69	136,020 23	8,840 46		
SPDR S&P 500 ETF TRUST 78462F-10-3 SPY	136 11	650 000	88,468 25	83,695 56	4,772 69	1,753 05 447 37	1 98%
Total US Large Cap Equity			\$1,499,621.45	\$1,335,994.43	\$163,627.02	\$11,303.73 \$447.37	0 76%
US Mid Cap Equity							
ISHARES RUSSELL MIDCAP INDEX FUND 464287-49-9 IWR	105 36	1,100 000	115,896 00	87,248 27	28,647 73	1,795 20	1 55%



LARS FOUNDATION ACCT P50180002
For the Period 4/1/12 to 6/30/12

	Price	Quantity	Value	Adjusted Tax Cost Original Cost	Unrealized Gain/Loss	Est. Annual Inc. Accrued Div	Yield
US Mid Cap Equity							
JPM MID CAP VALUE FD - SEL 339183-10-5 JMVS X	26.01	7,418,623	192,958.38	155,077.89	37,880.49	1,713.70	0.89%
Total US Mid Cap Equity			\$308,854.38	\$242,326.16	\$66,528.22	\$3,508.90	1.14%
EAFE Equity							
ARTIO INTERNATIONAL EQUITY II - I 04315J-83-7 JETI X	9.92	14,715,095	145,973.74	176,861.71	(30,887.97)	2,751.72	1.89%
DODGE & COX INTERNATIONAL STOCK 256206-10-3 DODF X	30.21	4,872,671	147,203.39	211,300.85	(64,097.46)	3,698.35	2.51%
Total EAFE Equity			\$293,177.13	\$388,162.56	(\$94,985.43)	\$6,450.07	2.20%
Japanese Large Cap Equity							
ISHARES MSCI JAPAN INDEX FUND 464286-84-8 EWJ	9.41	6,440,000	60,600.40	64,979.60	(4,379.20)	1,249.36	2.06%
Asia ex-Japan Equity							
ABERDEEN ASIA PACIFIC (EX JAPAN) EQUITY FUND - INSTITUTIONAL SERVICE SHARES 003021-69-8 AAPI X	10.88	7,129,790	77,572.12	68,512.89	9,059.23	1,639.85	2.11%



LARS FOUNDATION ACCT. P50180002
For the Period 4/1/12 to 6/30/12

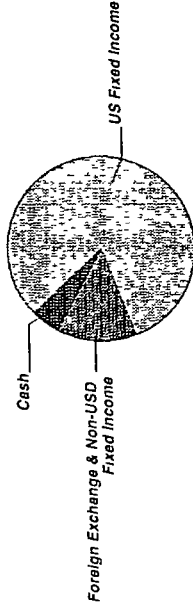
	Price	Quantity	Value	Adjusted Tax Cost Original Cost	Unrealized Gain/Loss	Est. Annual Inc. Accrued Div.	Yield
Asia ex-Japan Equity							
MATTHEWS PACIFIC TIGER INSTL FUND 577130-83-4 MIPT X	21.70	3,271,897	71,000.16	62,198.08	8,802.08	497.32	0.70%
Total Asia ex-Japan Equity			\$148,572.28	\$130,710.97	\$17,861.31	\$2,137.17	1.44%
Emerging Market Equity							
VANGUARD MSCI EMERGING MARKETS ETF 922042-85-8 VWO	39.93	1,868,000	74,589.24	81,413.92	(6,824.68)	1,692.40	2.27%



LARS FOUNDATION ACCT. P50180002
For the Period 4/1/12 to 6/30/12

Cash & Fixed Income Summary

Asset Categories	Beginning Market Value	Ending Market Value	Change In Value	Current Allocation
Cash	159,534.63	10,294.11	(149,240.52)	1%
US Fixed Income	503,109.28	502,812.12	(297.16)	17%
Foreign Exchange & Non-USD Fixed Income	93,912.22	92,511.45	(1,400.77)	3%
Total Value	\$756,556.13	\$605,617.68	(\$150,938.45)	21%



Market Value/Cost	Current Period Value
Market Value	605,617.68
Tax Cost	597,784.69
Unrealized Gain/Loss	7,832.99
Estimated Annual Income	23,581.67
Accrued Interest	968.40
Yield	3.89%

Cash & Fixed Income as a percentage of your portfolio - 21 %

SUMMARY BY MATURITY

Cash & Fixed Income	Market Value	% of Bond Portfolio
0-6 months ¹	605,617.68	100%

¹ The years indicate the number of years until the bond is scheduled to mature based on the statement end date. Some bonds may be called, or paid in full, before their stated maturity.

SUMMARY BY TYPE

Cash & Fixed Income	Market Value	% of Bond Portfolio
Cash	10,294.11	1%
International Bonds	123,247.06	20%
Mutual Funds	472,076.51	79%
Total Value	\$605,617.68	100%



LARS FOUNDATION ACCT P50180002
For the Period 4/1/12 to 6/30/12

Note 1 This is the Annual Percentage Yield (APY) which is the rate earned if balances remain on deposit for a full year with compounding, there is no change in the interest rate and all interest is left in the account

Cash & Fixed Income Detail

	Price	Quantity	Value	Adjusted Tax Cost Original Cost	Unrealized Gain/Loss	Est Annual Income Accrued Interest	Yield
Cash							
US DOLLAR	1 00	10,294 11	10,294 11	10,294 11		3 08 1 80	0 03 % ¹
US Fixed Income							
PAYDEN HIGH INCOME FUND 704329-57-2	7 09	17,607 50	124,837.16	119,167 28	5,669 88	9,508 04	7 62 %
JPM STR INC OPP FD 4812A4-35-1	11 58	7,841 27	90,801 87	90,285 00	516 87	2,815 01 290.13	3 10 %
EATON VANCE FLOATING RATE I 277911-49-1	8 97	16,187 56	145,202 38	144,856 08	346 30	6,232 20 534 24	4 23 %
JPM SHORT DURATION BOND FD - SEL 4812C1-33-0	10 98	12,929 94	141,970 71	141,324 22	646 49	2,159 29 142 23	1 52 %
Total US Fixed Income			\$502,812.12	\$495,632.58	\$7,179.54	\$20,714.54 \$966.60	4.12 %
Foreign Exchange & Non-USD Fixed Income							
JPM INTL CURRENCY INCOME FD 4812A3-29-6	10 93	5,495 54	60,066 26	60,396 00	(329 74)	1,901.45	3 17 %



LARS FOUNDATION ACCT P50180002
For the Period 4/1/12 to 6/30/12

	Price	Quantity	Value	Adjusted Tax Cost Original Cost	Unrealized Gain/Loss	Est Annual Income Accrued Interest	Yield
Foreign Exchange & Non-USD Fixed Income							
DREYFUS/LAUREL FDS TR PRM EMRGN MK I 261980-49-4	14 19	2,286 48	32,445 19	31,462 00	983 19	962 60	2 97%
Total Foreign Exchange & Non-USD Fixed Income			\$92,511.45	\$91,858.00	\$653.45	\$2,864.05	3.10%



LARS FOUNDATION ACCT PS0180002
For the Period 4/1/12 to 6/30/12

Account Summary

PRINCIPAL

Asset Allocation	Beginning Market Value	Ending Market Value	Change In Value	Estimated Annual Income	Current Allocation
Equity	2,496,049.26	2,385,414.88	(110,634.38)	26,341.63	79%
Cash & Fixed Income	756,556.13	605,617.68	(150,938.45)	23,581.67	21%
Market Value	\$3,252,605.39	\$2,991,032.56	(\$261,572.83)	\$49,923.30	100%

INCOME

Cash Position	Beginning Market Value	Ending Market Value	Change In Value
Accruals	1,024.26	1,415.77	391.51
Market Value	\$1,024.26	\$1,415.77	\$391.51

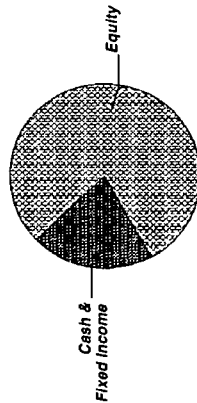
PRINCIPAL

Portfolio Activity	Current Period Value	Year-to-Date Value
Beginning Market Value	3,252,605.39	3,223,134.03
Withdrawals & Fees	(156,668.02)	(165,062.34)
Net Additions/Withdrawals	(\$156,668.02)	(\$165,062.34)
Income	7,427.50	53,217.39
Change In Investment Value	(112,332.31)	(120,256.52)
Ending Market Value	\$2,991,032.56	\$2,991,032.56
Accruals	--	--
Market Value with Accruals	--	--

INCOME

Current Period Value	Year-to-Date Value
0.00	0.00
\$0.00	\$0.00
\$0.00	\$0.00
1,415.77	1,415.77
\$1,415.77	\$1,415.77

Asset Allocation





LARS FOUNDATION ACCT. P50180002
For the Period 4/1/12 to 6/30/12

Account Summary CONTINUED

Tax Summary	Current Period Value	Year-to-Date Value
Domestic Dividends/Distributions	7,414.67	53,167.58
Interest Income	12.83	49.81
Taxable Income	\$7,427.50	\$53,217.39

	Current Period Value	Year-to-Date Value
LT Capital Gain Distributions		19,227.82
ST Realized Gain/Loss		(5,918.84)
LT Realized Gain/Loss		(558.23)
Realized Gain/Loss		\$12,750.75

Unrealized Gain/Loss To-Date Value
\$149,660.23

Cost Summary	Cost
Equity	2,243,587.64
Cash & Fixed Income	597,784.69
Total	\$2,841,372.33

J.P.Morgan



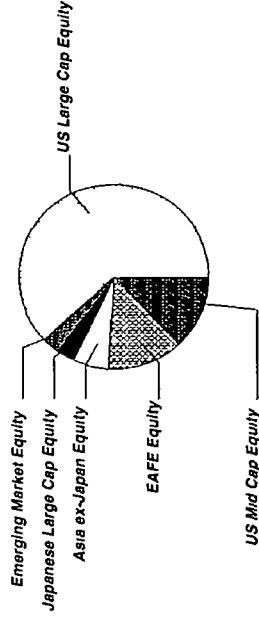
LARS FOUNDATION ACCT. P50180002
For the Period 4/1/12 to 6/30/12

Equity Summary

Asset Categories	Beginning Market Value	Ending Market Value	Change In Value	Current Allocation
US Large Cap Equity	1,560,880.81	1,499,621.45	(61,259.36)	50%
US Mid Cap Equity	315,937.36	308,854.38	(7,082.98)	10%
EAFE Equity	317,907.61	293,177.13	(24,730.48)	10%
Japanese Large Cap Equity	65,527.00	60,600.40	(4,926.60)	2%
Asia ex-Japan Equity	154,594.52	148,572.28	(6,022.24)	5%
Emerging Market Equity	81,201.96	74,589.24	(6,612.72)	2%
Total Value	\$2,496,049.26	\$2,385,414.88	(\$110,634.38)	79%

Market Value/Cost	Current Period Value
Market Value	2,385,414.88
Tax Cost	2,243,587.64
Unrealized Gain/Loss	141,827.24
Estimated Annual Income	26,341.63
Accrued Dividends	447.37
Yield	1.10%

Asset Categories



Equity as a percentage of your portfolio - 79 %

Equity Detail

J.P. Morgan



LARS FOUNDATION ACCT. P50180002
For the Period 4/1/12 to 6/30/12

	Price	Quantity	Value	Adjusted Tax Cost Original Cost	Unrealized Gain/Loss	Est Annual Inc Accrued Div.	Yield
US Large Cap Equity							
CULLEN HIGH DIVIDEND EQUITY FUND 230001-40-6 CHDV X	13.72	12,884 226	176,771 58	150,358 92	26,412 66	4,341 98	2 46%
FMI FDS INC LARGE CAP FD 302933-20-5 FMIH X	16 59	12,510 425	207,547 95	150,000 00	57,547 95	2,201.83	1 06%
JPM TRI GROWTH ADVANTAGE FD - SEL 4812A3-71-8 JGAS X	9 63	24,161 646	232,676.65	225,000 00	7,676 65		
JPM US LRGE CAP CORE PLUS FD - SEL 4812A2-38-9 JLPS X	21 44	19,371 081	415,315 98	365,919 72	49,396 26	2,479 49	0 60%
MANNING & NAPIER FUND INC EQUITY SERIES 563821-60-2 EXEY X	18 19	12,863 131	233,980 35	225,000.00	8,980 35	527 38	0.23%
PROFESSIONALLY MANAGED PORTFOLIOS THE OSTERWEIS FUND 742935-40-6 OSTF X	27 11	5,343 441	144,860 69	136,020.23	8,840 46		
SPDR S&P 500 ETF TRUST 78462F-10-3 SPY	136.11	650.000	88,466.25	83,695 56	4,772.69	1,753 05 447 37	1 98%
Total US Large Cap Equity			\$1,499,621.45	\$1,335,994.43	\$163,627.02	\$11,303.73 \$447.37	0.76%
US Mid Cap Equity							
ISHARES RUSSELL MIDCAP INDEX FUND 464287-49-9 IWR	105 36	1,100 000	115,896 00	87,248 27	28,647 73	1,795 20	1 55%



LARS FOUNDATION ACCT. P50180002
For the Period 4/1/12 to 6/30/12

	Price	Quantity	Value	Adjusted Tax Cost Original Cost	Unrealized Gain/Loss	Est. Annual Inc. Accrued Div.	Yield
US Mid Cap Equity							
JPM MID CAP VALUE FD - SEL 339183-10-5 JMVS X	26.01	7,418.623	192,958.38	155,077.89	37,880.49	1,713.70	0.89%
Total US Mid Cap Equity			\$308,854.38	\$242,326.16	\$66,528.22	\$3,508.90	1.14%
EAFE Equity							
ARTIO INTERNATIONAL EQUITY II - I 04315J-83-7 JETI X	9.92	14,715.095	145,973.74	176,861.71	(30,887.97)	2,751.72	1.89%
DODGE & COX INTERNATIONAL STOCK 256206-10-3 DODF X	30.21	4,872.671	147,203.39	211,300.85	(64,097.46)	3,698.35	2.51%
Total EAFE Equity			\$293,177.13	\$388,162.56	(\$94,985.43)	\$6,450.07	2.20%
Japanese Large Cap Equity							
ISHARES MSCI JAPAN INDEX FUND 464286-84-8 EWJ	9.41	6,440.000	60,600.40	64,979.60	(4,379.20)	1,249.36	2.06%
Asia ex-Japan Equity							
ABERDEEN ASIA PACIFIC (EX JAPAN) EQUITY FUND - INSTITUTIONAL SERVICE SHARES 003021-69-8 AAPI X	10.88	7,129.790	77,572.12	68,512.89	9,059.23	1,639.85	2.11%



LARS FOUNDATION ACCT. F50180002
For the Period 4/1/12 to 6/30/12

	Price	Quantity	Value	Adjusted Tax Cost Original Cost	Unrealized Gain/Loss	Est. Annual Inc. Accrued Div	Yield
Asia ex-Japan Equity							
MATTHEWS PACIFIC TIGER INSTL FUND 577130-83-4 MIPT X	21.70	3,271,897	71,000.16	62,198.08	8,802.08	497.32	0.70%
Total Asia ex-Japan Equity			\$148,572.28	\$130,710.97	\$17,861.31	\$2,137.17	1.44%
Emerging Market Equity							
VANGUARD MSCI EMERGING MARKETS ETF 922042-85-8 VWO	39.93	1,868,000	74,589.24	81,413.92	(6,824.68)	1,692.40	2.27%

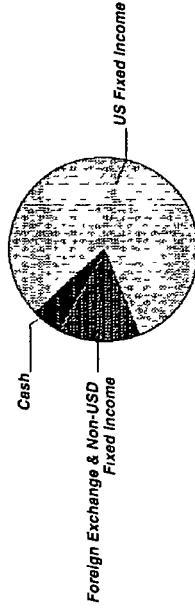


LARS FOUNDATION ACCT P50180002
For the Period 4/1/12 to 6/30/12

Cash & Fixed Income Summary

Asset Categories	Beginning Market Value	Ending Market Value	Change In Value	Current Allocation
Cash	159,534.63	10,294.11	(149,240.52)	1%
US Fixed Income	503,109.28	502,812.12	(297.16)	17%
Foreign Exchange & Non-USD Fixed Income	93,912.22	92,511.45	(1,400.77)	3%
Total Value	\$756,556.13	\$605,617.68	(\$150,938.45)	21%

Market Value/Cost	Current Period Value
Market Value	605,617.68
Tax Cost	597,784.69
Unrealized Gain/Loss	7,832.99
Estimated Annual Income	23,581.67
Accrued Interest	968.40
Yield	3.89%



Cash & Fixed Income as a percentage of your portfolio - 21%

SUMMARY BY MATURITY

Cash & Fixed Income	Market Value	% of Bond Portfolio
0-6 months ¹	605,617.68	100%

¹ The years indicate the number of years until the bond is scheduled to mature based on the statement end date. Some bonds may be called, or paid in full, before their stated maturity.

SUMMARY BY TYPE

Cash & Fixed Income	Market Value	% of Bond Portfolio
Cash	10,294.11	1%
International Bonds	123,247.06	20%
Mutual Funds	472,076.51	79%
Total Value	\$605,617.68	100%



LARS FOUNDATION ACCT P50180002
For the Period 4/1/12 to 6/30/12

Note ¹ This is the Annual Percentage Yield (APY) which is the rate earned if balances remain on deposit for a full year with compounding, there is no change in the interest rate and all interest is left in the account

Cash & Fixed Income Detail

	Price	Quantity	Value	Adjusted Tax Cost Original Cost	Unrealized Gain/Loss	Est. Annual Income Accrued Interest	Yield
Cash							
US DOLLAR	1.00	10,294.11	10,294.11	10,294.11		3.08 1.80	0.03% ¹
US Fixed Income							
PAYDEN HIGH INCOME FUND 704329-57-2	7.09	17,607.50	124,837.16	119,167.28	5,669.88	9,508.04	7.62%
JPM STR INC OPP FD 4812A4-35-1	11.58	7,841.27	90,801.87	90,285.00	516.87	2,815.01 290.13	3.10%
EATON VANCE FLOATING RATE I 277911-49-1	8.97	16,187.56	145,202.38	144,856.08	346.30	6,232.20 534.24	4.29%
JPM SHORT DURATION BOND FD - SEL 4812C1-33-0	10.98	12,929.94	141,970.71	141,324.22	646.49	2,159.29 142.23	1.52%
Total US Fixed Income			\$502,812.12	\$495,632.58	\$7,179.54	\$20,714.54 \$966.60	4.12%
Foreign Exchange & Non-USD Fixed Income							
JPM INTL CURRENCY INCOME FD 4812A3-29-6	10.93	5,495.54	60,066.26	60,396.00	(329.74)	1,901.45	3.17%



LARS FOUNDATION ACCT. P50180002
For the Period 4/1/12 to 6/30/12

	Price	Quantity	Value	Adjusted Tax Cost Original Cost	Unrealized Gain/Loss	Est. Annual Income Accrued Interest	Yield
Foreign Exchange & Non-USD Fixed Income							
DREYFUS/LAUREL FDS TR PRM EMRGN MK I 261980-49-4	14.19	2,286.48	32,445.19	31,462.00	983.19	962.60	2.97%
Total Foreign Exchange & Non-USD Fixed Income			\$92,511.45	\$91,858.00	\$653.45	\$2,864.05	3.10%