




See a Social Security Number? Say Something!
Report Privacy Problems to <https://public.resource.org/privacy>
Or call the IRS Identity Theft Hotline at 1-800-908-4490



Form 990  Department of the Treasury Internal Revenue Service	Return of Organization Exempt From Income Tax Under section 501(c), 527, or 4947(a)(1) of the Internal Revenue Code (except black lung benefit trust or private foundation)	OMB No 1545-0047 <div> <div>2011</div> <div>Open to Public Inspection</div> </div>
	▶ The organization may have to use a copy of this return to satisfy state reporting requirements	

A For the 2011 calendar year, or tax year beginning 07-01-2011 and ending 06-30-2012		D Employer identification number 53-0204707	
B Check if applicable <input type="checkbox"/> Address change <input type="checkbox"/> Name change <input type="checkbox"/> Initial return <input type="checkbox"/> Terminated <input type="checkbox"/> Amended return <input type="checkbox"/> Application pending		E Telephone number (202) 806-6100	
C Name of organization THE HOWARD UNIVERSITY Doing Business As Number and street (or P O box if mail is not delivered to street address) Room/suite 2400 6TH STREET NW City or town, state or country, and ZIP + 4 WASHINGTON, DC 20059		G Gross receipts \$ 1,223,291,747	
F Name and address of principal officer ROBERT M TAROLA 2400 6TH STREET NW WASHINGTON, DC 20059		H(a) Is this a group return for affiliates? <input type="checkbox"/> Yes <input checked="" type="checkbox"/> No H(b) Are all affiliates included? <input type="checkbox"/> Yes <input type="checkbox"/> No If "No," attach a list (see instructions) H(c) Group exemption number ▶	
I Tax-exempt status <input checked="" type="checkbox"/> 501(c)(3) <input type="checkbox"/> 501(c) () ◀(Insert no) <input type="checkbox"/> 4947(a)(1) or <input type="checkbox"/> 527			
J Website: ▶ WWW.HOWARD.EDU			
K Form of organization <input checked="" type="checkbox"/> Corporation <input type="checkbox"/> Trust <input type="checkbox"/> Association <input type="checkbox"/> Other ▶		L Year of formation 1867	M State of legal domicile DC

Part I		Summary	
Activities & Governance	1 Briefly describe the organization's mission or most significant activities SEE SCHEDULE O HOWARD UNIVERSITY IS AN INSTITUTION THAT EDUCATES STUDENTS, DEVELOPS PROFESSIONALS, CONDUCTS RESEARCH, AND SERVES PATIENTS THROUGH 12 SCHOOLS OF HIGHER EDUCATION AND AN ACADEMIC MEDICAL CENTER		
	2 Check this box <input type="checkbox"/> if the organization discontinued its operations or disposed of more than 25% of its net assets		
	3 Number of voting members of the governing body (Part VI, line 1a)	3	33
	4 Number of independent voting members of the governing body (Part VI, line 1b)	4	31
	5 Total number of individuals employed in calendar year 2011 (Part V, line 2a)	5	8,184
6 Total number of volunteers (estimate if necessary)	6	700	
7a Total unrelated business revenue from Part VIII, column (C), line 12	7a	14,804,338	
b Net unrelated business taxable income from Form 990-T, line 34	7b	0	
Revenue	8 Contributions and grants (Part VIII, line 1h)	Prior Year	Current Year
	9 Program service revenue (Part VIII, line 2g)	245,043,000	242,161,000
	10 Investment income (Part VIII, column (A), lines 3, 4, and 7d)	709,062,000	736,593,000
	11 Other revenue (Part VIII, column (A), lines 5, 6d, 8c, 9c, 10c, and 11e)	26,357,522	11,728,500
	12 Total revenue—add lines 8 through 11 (must equal Part VIII, column (A), line 12)	8,547,328	25,409,500
		989,009,850	1,015,892,000
Expenses	13 Grants and similar amounts paid (Part IX, column (A), lines 1–3)	76,793,886	86,375,985
	14 Benefits paid to or for members (Part IX, column (A), line 4)	0	0
	15 Salaries, other compensation, employee benefits (Part IX, column (A), lines 5–10)	496,082,791	504,736,282
	16a Professional fundraising fees (Part IX, column (A), line 11e)	85,071	0
	b Total fundraising expenses (Part IX, column (D), line 25) <input checked="" type="checkbox"/> 6,275,735		
	17 Other expenses (Part IX, column (A), lines 11a–11d, 11f–24e)	404,247,253	441,374,733
	18 Total expenses Add lines 13–17 (must equal Part IX, column (A), line 25)	977,209,001	1,032,487,000
	19 Revenue less expenses Subtract line 18 from line 12	11,800,849	-16,595,000
Net Assets or Fund Balances		Beginning of Current Year	End of Year
	20 Total assets (Part X, line 16)	1,458,591,000	1,438,246,000
	21 Total liabilities (Part X, line 26)	850,688,000	979,261,000
	22 Net assets or fund balances Subtract line 21 from line 20	607,903,000	458,985,000

Part II		Signature Block	
Under penalties of perjury, I declare that I have examined this return, including accompanying schedules and statements, and to the best of my knowledge and belief, it is true, correct, and complete. Declaration of preparer (other than officer) is based on all information of which preparer has any knowledge.			
Sign Here	***** Signature of officer		2012-12-21 Date
	ROBERT M TAROLA SENIOR VP, CFO AND TREASURER Type or print name and title		
Paid Preparer's Use Only	Preparer's signature	WILLIAM J ADAMS	Date
	Check if self-employed	<input checked="" type="checkbox"/>	Preparer's taxpayer identification number (see instructions) P00535801
	Firm's name (or yours if self-employed), address, and ZIP + 4	URISH POPECK & CO LLC THREE GATEWAY CENTER SUITE 2400 PITTSBURGH, PA 15222	
	EIN	25-1306171	Phone no (412) 391-1994
May the IRS discuss this return with the preparer shown above? (see instructions) <input checked="" type="checkbox"/> Yes <input type="checkbox"/> No			

Part III

Statement of Program Service Accomplishments

Check if Schedule O contains a response to any question in this Part III ☐

1

Briefly describe the organization's mission

HOWARD UNIVERSITY IS AN INSTITUTION THAT EDUCATES STUDENTS, DEVELOPS PROFESSIONALS, CONDUCTS RESEARCH, AND SERVES PATIENTS THROUGH 12 SCHOOLS OF HIGHER EDUCATION AND AN ACADEMIC MEDICAL CENTER

2

Did the organization undertake any significant program services during the year which were not listed on the prior Form 990 or 990-EZ? ☐ Yes ☒ No

If "Yes," describe these new services on Schedule O

3

Did the organization cease conducting, or make significant changes in how it conducts, any program services? ☐ Yes ☒ No

If "Yes," describe these changes on Schedule O

4

Describe the organization's program service accomplishments for each of its three largest program services, as measured by expenses Section 501(c)(3) and 501(c)(4) organizations and section 4947(a)(1) trusts are required to report the amount of grants and allocations to others, the total expenses, and revenue, if any, for each program service reported

4a

(Code) (Expenses \$ 483,885,193 including grants of \$ 59,766,000) (Revenue \$ 295,399,000)

EDUCATION, GENERAL/OTHER - HOWARD UNIVERSITY IS A COMPREHENSIVE RESEARCH ORIENTED HISTORICALLY BLACK PRIVATE UNIVERSITY PROVIDING AN EDUCATIONAL EXPERIENCE OF EXCEPTIONAL QUALITY TO STUDENTS OF HIGH ACADEMIC POTENTIAL WITH PARTICULAR EMPHASIS UPON THE PROVISION OF EDUCATIONAL OPPORTUNITIES TO ALL STUDENTS HOWARD UNIVERSITY SERVES A COMMUNITY OF APPROXIMATELY 10,000 STUDENTS

4b

(Code) (Expenses \$ 334,595,000 including grants of \$) (Revenue \$ 352,355,000)

A PRIVATE, NONPROFIT INSTITUTION, HOWARD UNIVERSITY HOSPITAL IS THE NATIONS'S ONLY TEACHING HOSPITAL LOCATED ON THE CAMPUS OF A HISTORICALLY BLACK UNIVERSITY IT OFFERS MEDICAL STUDENTS A SUPERIOR LEARNING ENVIRONMENT AND OPPORTUNITIES TO OBSERVE OR PARTICIPATE IN GROUND-BREAKING CLINICAL AND RESEARCH WORK WITH PROFESSIONALS WHO ARE CHANGING THE FACE OF HEALTH CARE HOWARD UNIVERSITY HOSPITAL ADMITS PATIENTS REGARDLESS OF THEIR ABILITY TO PAY

4c

(Code) (Expenses \$ 74,188,000 including grants of \$) (Revenue \$ 45,215,000)

THE UNIVERSITY OFFERS EDUCATIONAL SUPPORT THROUGH ITS AUXILIARY SERVICES FOR THE BENEFIT OF FACULTY, STAFF AND STUDENTS AUXILIARY SERVICES INCLUDE STUDENT HOUSING, FOOD SERVICE, BOOKSTORE, AND A PUBLIC TELEVISION STATION

4d

Other program services (Describe in Schedule O)

























(Expenses \$ including grants of \$) (Revenue \$)

4e

Total program service expenses \$ 892,668,193

Form 990 (2011)

Part IV Checklist of Required Schedules

		Yes	No	
1	Is the organization described in section 501(c)(3) or 4947(a)(1) (other than a private foundation)? If "Yes," complete Schedule A 	1	Yes	
2	Is the organization required to complete Schedule B, Schedule of Contributors (see instructions)? 	2	Yes	
3	Did the organization engage in direct or indirect political campaign activities on behalf of or in opposition to candidates for public office? If "Yes," complete Schedule C, Part I	3		No
4	Section 501(c)(3) organizations. Did the organization engage in lobbying activities, or have a section 501(h) election in effect during the tax year? If "Yes," complete Schedule C, Part II	4		No
5	Is the organization a section 501(c)(4), 501(c)(5), or 501(c)(6) organization that receives membership dues, assessments, or similar amounts as defined in Revenue Procedure 98-19? If "Yes," complete Schedule C, Part III	5		No
6	Did the organization maintain any donor advised funds or any similar funds or accounts for which donors have the right to provide advice on the distribution or investment of amounts in such funds or accounts? If "Yes," complete Schedule D, Part I 	6		No
7	Did the organization receive or hold a conservation easement, including easements to preserve open space, the environment, historic land areas or historic structures? If "Yes," complete Schedule D, Part II 	7	Yes	
8	Did the organization maintain collections of works of art, historical treasures, or other similar assets? If "Yes," complete Schedule D, Part III 	8	Yes	
9	Did the organization report an amount in Part X, line 21, serve as a custodian for amounts not listed in Part X, or provide credit counseling, debt management, credit repair, or debt negotiation services? If "Yes," complete Schedule D, Part IV 	9		No
10	Did the organization, directly or through a related organization, hold assets in temporarily restricted endowments, permanent endowments, or quasi-endowments? If "Yes," complete Schedule D, Part V 	10	Yes	
11	If the organization's answer to any of the following questions is 'Yes,' then complete Schedule D, Parts VI, VII, VIII, IX, or X as applicable			
a	Did the organization report an amount for land, buildings, and equipment in Part X, line 10? If "Yes," complete Schedule D, Part VI. 	11a	Yes	
b	Did the organization report an amount for investments—other securities in Part X, line 12 that is 5% or more of its total assets reported in Part X, line 16? If "Yes," complete Schedule D, Part VII. 	11b	Yes	
c	Did the organization report an amount for investments—program related in Part X, line 13 that is 5% or more of its total assets reported in Part X, line 16? If "Yes," complete Schedule D, Part VIII. 	11c		No
d	Did the organization report an amount for other assets in Part X, line 15 that is 5% or more of its total assets reported in Part X, line 16? If "Yes," complete Schedule D, Part IX. 	11d	Yes	
e	Did the organization report an amount for other liabilities in Part X, line 25? If "Yes," complete Schedule D, Part X. 	11e	Yes	
f	Did the organization's separate or consolidated financial statements for the tax year include a footnote that addresses the organization's liability for uncertain tax positions under FIN 48 (ASC 740)? If "Yes," complete Schedule D, Part X. 	11f	Yes	
12a	Did the organization obtain separate, independent audited financial statements for the tax year? If "Yes," complete Schedule D, Parts XI, XII, and XIII 	12a	Yes	
b	Was the organization included in consolidated, independent audited financial statements for the tax year? If "Yes," and if the organization answered 'No' to line 12a, then completing Schedule D, Parts XI, XII, and XIII is optional 	12b		No
13	Is the organization a school described in section 170(b)(1)(A)(ii)? If "Yes," complete Schedule E 	13	Yes	
14a	Did the organization maintain an office, employees, or agents outside of the United States?	14a	Yes	
b	Did the organization have aggregate revenues or expenses of more than \$10,000 from grantmaking, fundraising, business, investment, and program service activities outside the United States, or aggregate foreign investments valued at \$100,000 or more? If "Yes," complete Schedule F, Part I 	14b	Yes	
15	Did the organization report on Part IX, column (A), line 3, more than \$5,000 of grants or assistance to any organization or entity located outside the U S ? If "Yes," complete Schedule F, Part II and IV 	15		No
16	Did the organization report on Part IX, column (A), line 3, more than \$5,000 of aggregate grants or assistance to individuals located outside the U S ? If "Yes," complete Schedule F, Part III and IV 	16	Yes	
17	Did the organization report a total of more than \$15,000, of expenses for professional fundraising services on Part IX, column (A), lines 6 and 11e? If "Yes," complete Schedule G, Part I 	17		No
18	Did the organization report more than \$15,000 total of fundraising event gross income and contributions on Part VIII, lines 1c and 8a? If "Yes," complete Schedule G, Part II 	18	Yes	
19	Did the organization report more than \$15,000 of gross income from gaming activities on Part VIII, line 9a? If "Yes," complete Schedule G, Part III 	19		No
20a	Did the organization operate one or more hospitals? If "Yes," complete Schedule H 	20a	Yes	
b	If "Yes" to line 20a, did the organization attach its audited financial statement to this return? Note. All Form 990 filers that operated one or more hospitals must attach audited financial statements 	20b	Yes	

Part IV

Checklist of Required Schedules (continued)

21	Did the organization report more than \$5,000 of grants and other assistance to governments and organizations in the United States on Part IX, column (A), line 1? <i>If "Yes," complete Schedule I, Parts I and II</i>	21	Yes	
22	Did the organization report more than \$5,000 of grants and other assistance to individuals in the United States on Part IX, column (A), line 2? <i>If "Yes," complete Schedule I, Parts I and III</i>	22	Yes	
23	Did the organization answer "Yes" to Part VII, Section A, questions 3, 4, or 5, about compensation of the organization's current and former officers, directors, trustees, key employees, and highest compensated employees? <i>If "Yes," complete Schedule J</i>	23	Yes	
24a	Did the organization have a tax-exempt bond issue with an outstanding principal amount of more than \$100,000 as of the last day of the year, that was issued after December 31, 2002? <i>If "Yes," answer questions 24b–24d and complete Schedule K. If "No," go to line 25</i>	24a	Yes	
b	Did the organization invest any proceeds of tax-exempt bonds beyond a temporary period exception?	24b		No
c	Did the organization maintain an escrow account other than a refunding escrow at any time during the year to defease any tax-exempt bonds?	24c		No
d	Did the organization act as an "on behalf of" issuer for bonds outstanding at any time during the year?	24d		No
25a	Section 501(c)(3) and 501(c)(4) organizations. Did the organization engage in an excess benefit transaction with a disqualified person during the year? <i>If "Yes," complete Schedule L, Part I</i>	25a		No
b	Is the organization aware that it engaged in an excess benefit transaction with a disqualified person in a prior year, and that the transaction has not been reported on any of the organization's prior Forms 990 or 990-EZ? <i>If "Yes," complete Schedule L, Part I</i>	25b		No
26	Was a loan to or by a current or former officer, director, trustee, key employee, highly compensated employee, or disqualified person outstanding as of the end of the organization's tax year? <i>If "Yes," complete Schedule L, Part II</i>	26	Yes	
27	Did the organization provide a grant or other assistance to an officer, director, trustee, key employee, substantial contributor, or a grant selection committee member, or to a person related to such an individual? <i>If "Yes," complete Schedule L, Part III</i>	27		No
28	Was the organization a party to a business transaction with one of the following parties? (see Schedule L, Part IV instructions for applicable filing thresholds, conditions, and exceptions)			
a	A current or former officer, director, trustee, or key employee? <i>If "Yes," complete Schedule L, Part IV</i>	28a		No
b	A family member of a current or former officer, director, trustee, or key employee? <i>If "Yes," complete Schedule L, Part IV</i>	28b		No
c	An entity of which a current or former officer, director, trustee, or key employee (or a family member thereof) was an officer, director, trustee, or owner? <i>If "Yes," complete Schedule L, Part IV</i>	28c	Yes	
29	Did the organization receive more than \$25,000 in non-cash contributions? <i>If "Yes," complete Schedule M</i>	29	Yes	
30	Did the organization receive contributions of art, historical treasures, or other similar assets, or qualified conservation contributions? <i>If "Yes," complete Schedule M</i>	30		No
31	Did the organization liquidate, terminate, or dissolve and cease operations? <i>If "Yes," complete Schedule N, Part I</i>	31		No
32	Did the organization sell, exchange, dispose of, or transfer more than 25% of its net assets? <i>If "Yes," complete Schedule N, Part II</i>	32		No
33	Did the organization own 100% of an entity disregarded as separate from the organization under Regulations sections 301.7701-2 and 301.7701-3? <i>If "Yes," complete Schedule R, Part I</i>	33		No
34	Was the organization related to any tax-exempt or taxable entity? <i>If "Yes," complete Schedule R, Parts II, III, IV, and V, line 1</i>	34		No
35a	Is any related organization a controlled entity of the filing organization within the meaning of section 512(b)(13)?	35a		No
b	Did the organization receive any payment from or engage in any transaction with a controlled entity within the meaning of section 512(b)(13)? <i>If "Yes," complete Schedule R, Part V, line 2</i>	35b		No
36	Section 501(c)(3) organizations. Did the organization make any transfers to an exempt non-charitable related organization? <i>If "Yes," complete Schedule R, Part V, line 2</i>	36		No
37	Did the organization conduct more than 5% of its activities through an entity that is not a related organization and that is treated as a partnership for federal income tax purposes? <i>If "Yes," complete Schedule R, Part VI</i>	37		No
38	Did the organization complete Schedule O and provide explanations in Schedule O for Part VI, lines 11 and 19? Note. All Form 990 filers are required to complete Schedule O	38	Yes	

Part V Statements Regarding Other IRS Filings and Tax Compliance			Yes	No
Check if Schedule O contains a response to any question in this Part V				
1a	Enter the number reported in Box 3 of Form 1096. Enter -0- if not applicable.	1a2,973		
b	Enter the number of Forms W-2G included in line 1a. Enter -0- if not applicable.	1b0		
c	Did the organization comply with backup withholding rules for reportable payments to vendors and reportable gaming (gambling) winnings to prize winners?	1c	Yes	
2a	Enter the number of employees reported on Form W-3, Transmittal of Wage and Tax Statements filed for the calendar year ending with or within the year covered by this return.	2a8,184		
b	If at least one is reported on line 2a, did the organization file all required federal employment tax returns? Note. If the sum of lines 1a and 2a is greater than 250, you may be required to e-file (see instructions).	2b		
3a	Did the organization have unrelated business gross income of \$1,000 or more during the year?	3a	Yes	
b	If "Yes," has it filed a Form 990-T for this year? If "No," provide an explanation in Schedule O.	3b	Yes	
4a	At any time during the calendar year, did the organization have an interest in, or a signature or other authority over, a financial account in a foreign country (such as a bank account or securities account)?	4a	Yes	
b	If "Yes," enter the name of the foreign country: NI, MI See instructions for filing requirements for Form TD F 90-22.1, Report of Foreign Bank and Financial Accounts.			
5a	Was the organization a party to a prohibited tax shelter transaction at any time during the tax year?	5a		No
b	Did any taxable party notify the organization that it was or is a party to a prohibited tax shelter transaction?	5b		No
c	If "Yes" to line 5a or 5b, did the organization file Form 8886-T?	5c		
6a	Does the organization have annual gross receipts that are normally greater than \$100,000, and did the organization solicit any contributions that were not tax deductible?	6a		No
b	If "Yes," did the organization include with every solicitation an express statement that such contributions or gifts were not tax deductible?	6b		
7	Organizations that may receive deductible contributions under section 170(c).			
a	Did the organization receive a payment in excess of \$75 made partly as a contribution and partly for goods and services provided to the payor?	7a	Yes	
b	If "Yes," did the organization notify the donor of the value of the goods or services provided?	7b	Yes	
c	Did the organization sell, exchange, or otherwise dispose of tangible personal property for which it was required to file Form 8282?	7c		No
d	If "Yes," indicate the number of Forms 8282 filed during the year.	7d		
e	Did the organization receive any funds, directly or indirectly, to pay premiums on a personal benefit contract?	7e		No
f	Did the organization, during the year, pay premiums, directly or indirectly, on a personal benefit contract?	7f		No
g	If the organization received a contribution of qualified intellectual property, did the organization file Form 8899 as required?	7g		
h	If the organization received a contribution of cars, boats, airplanes, or other vehicles, did the organization file a Form 1098-C?	7h		
8	Sponsoring organizations maintaining donor advised funds and section 509(a)(3) supporting organizations. Did the supporting organization, or a donor advised fund maintained by a sponsoring organization, have excess business holdings at any time during the year?	8		
9	Sponsoring organizations maintaining donor advised funds.			
a	Did the organization make any taxable distributions under section 4966?	9a		
b	Did the organization make a distribution to a donor, donor advisor, or related person?	9b		
10	Section 501(c)(7) organizations. Enter			
a	Initiation fees and capital contributions included on Part VIII, line 12.	10a		
b	Gross receipts, included on Form 990, Part VIII, line 12, for public use of club facilities.	10b		
11	Section 501(c)(12) organizations. Enter			
a	Gross income from members or shareholders.	11a		
b	Gross income from other sources (Do not net amounts due or paid to other sources against amounts due or received from them).	11b		
12a	Section 4947(a)(1) non-exempt charitable trusts. Is the organization filing Form 990 in lieu of Form 1041?	12a		
b	If "Yes," enter the amount of tax-exempt interest received or accrued during the year.	12b		
13	Section 501(c)(29) qualified nonprofit health insurance issuers.			
a	Is the organization licensed to issue qualified health plans in more than one state? Note. All 501(c)(29) organizations must list in Schedule O each state in which they are licensed to issue qualified health plans, the amount of reserves required by each state, and the amount of reserves the organization allocated to each state.	13a		
b	Enter the aggregate amount of reserves the organization is required to maintain by the states in which the organization is licensed to issue qualified health plans.	13b		
c	Enter the aggregate amount of reserves on hand.	13c		
14a	Did the organization receive any payments for indoor tanning services during the tax year?	14a		No
b	If "Yes," has it filed a Form 720 to report these payments? If "No," provide an explanation in Schedule O.	14b		

Part VI

Governance, Management, and Disclosure For each "Yes" response to lines 2 through 7b below, and for a "No" response to lines 8a, 8b, or 10b below, describe the circumstances, processes, or changes in Schedule O. See instructions.
Check if Schedule O contains a response to any question in this Part VI ☒

Section A. Governing Body and Management

		Yes	No
1a	Enter the number of voting members of the governing body at the end of the tax year		
1a	33		
b	Enter the number of voting members included in line 1a, above, who are independent	1b	31
2	Did any officer, director, trustee, or key employee have a family relationship or a business relationship with any other officer, director, trustee, or key employee?	2	No
3	Did the organization delegate control over management duties customarily performed by or under the direct supervision of officers, directors or trustees, or key employees to a management company or other person?	3	Yes
4	Did the organization make any significant changes to its governing documents since the prior Form 990 was filed?	4	No
5	Did the organization become aware during the year of a significant diversion of the organization's assets?	5	No
6	Did the organization have members or stockholders?	6	No
7a	Did the organization have members, stockholders, or other persons who had the power to elect or appoint one or more members of the governing body?	7a	No
b	Are any governance decisions of the organization reserved to (or subject to approval by) members, stockholders, or persons other than the governing body?	7b	No
8	Did the organization contemporaneously document the meetings held or written actions undertaken during the year by the following		
a	The governing body?	8a	Yes
b	Each committee with authority to act on behalf of the governing body?	8b	Yes
9	Is there any officer, director, trustee, or key employee listed in Part VII, Section A, who cannot be reached at the organization's mailing address? If "Yes," provide the names and addresses in Schedule O	9	No

Section B. Policies (This Section B requests information about policies not required by the Internal Revenue Code.)

		Yes	No
10a	Did the organization have local chapters, branches, or affiliates?	10a	No
b	If "Yes," did the organization have written policies and procedures governing the activities of such chapters, affiliates, and branches to ensure their operations are consistent with the organization's exempt purposes?	10b	
11a	Has the organization provided a complete copy of this Form 990 to all members of its governing body before filing the form?	11a	Yes
b	Describe in Schedule O the process, if any, used by the organization to review the Form 990		
12a	Did the organization have a written conflict of interest policy? If "No," go to line 13	12a	Yes
b	Were officers, directors or trustees, and key employees required to disclose annually interests that could give rise to conflicts?	12b	Yes
c	Did the organization regularly and consistently monitor and enforce compliance with the policy? If "Yes," describe in Schedule O how this was done	12c	Yes
13	Did the organization have a written whistleblower policy?	13	Yes
14	Did the organization have a written document retention and destruction policy?	14	Yes
15	Did the process for determining compensation of the following persons include a review and approval by independent persons, comparability data, and contemporaneous substantiation of the deliberation and decision?		
a	The organization's CEO, Executive Director, or top management official	15a	Yes
b	Other officers or key employees of the organization	15b	Yes
	If "Yes," to line 15a or 15b, describe the process in Schedule O (see instructions)		
16a	Did the organization invest in, contribute assets to, or participate in a joint venture or similar arrangement with a taxable entity during the year?	16a	No
b	If "Yes," did the organization follow a written policy or procedure requiring the organization to evaluate its participation in joint venture arrangements under applicable federal tax law, and take steps to safeguard the organization's exempt status with respect to such arrangements?	16b	

Section C. Disclosure

17	List the States with which a copy of this Form 990 is required to be filed <input checked="" type="checkbox"/> DC , NY
18	Section 6104 requires an organization to make its Form 1023 (or 1024 if applicable), 990, and 990-T (501(c)(3)s only) available for public inspection. Indicate how you made these available. Check all that apply. <input checked="" type="checkbox"/> Own website <input type="checkbox"/> Another's website <input checked="" type="checkbox"/> Upon request
19	Describe in Schedule O whether (and if so, how), the organization made its governing documents, conflict of interest policy, and financial statements available to the public. See Additional Data Table.
20	State the name, physical address, and telephone number of the person who possesses the books and records of the organization. <input checked="" type="checkbox"/> ROBERT M TAROLA 2244 10TH STREET NW WASHINGTON, DC 20059 (202) 806-2411

Check if Schedule O contains a response to any question in this Part VII

1a Complete this table for all persons required to be listed. Report compensation for the calendar year ending with or within the organization's tax year.

- List persons in the following order: individual trustees or directors; institutional trustees; officers; key employees; highest compensated employees; and former such persons

☐ Check this box if neither the organization nor any related organizations compensated any current or former officer, director, or trustee

[illegible]

Part VII

1b	Sub-Total			
c	Total from continuation sheets to Part VII, Section A			
d	Total (add lines 1b and 1c)	8,552,067	0	644,036

2 Total number of individuals (including but not limited to those listed in Item 1) who received more than \$100,000 of reportable compensation from the organization. 809

		Yes	No
3	Did the organization list any former officer, director or trustee, key employee, or highest compensated employee on line 1a? <i>If "Yes," complete Schedule J for such individual</i>	3 Yes	
4	For any individual listed on line 1a, is the sum of reportable compensation and other compensation from the organization and related organizations greater than \$150,000? <i>If "Yes," complete Schedule J for such individual</i>	4 Yes	
5	Did any person listed on line 1a receive or accrue compensation from any unrelated organization or individual for services rendered to the organization? <i>If "Yes," complete Schedule J for such person</i>	5	No

Section B. Independent Contractors

1 Complete this table for your five highest compensated independent contractors that received more than \$100,000 of compensation from the organization. Report compensation for the calendar year ending with or within the organization's tax year.

(A) Name and business address	(B) Description of services	(C) Compensation
SODEXO INC & ASSOCIATES 9801 WASHINGTONIAN BLVD GAITHERSBURG, MD 20878	SEE SCHEDULE O	10,031,442
THE BURKS COMPANIES INC 191 PEACHTREE STREET NORTHEAST ATLANTA, GA 30303	SEE SCHEDULE O	6,843,442
MEDICAL FACULTY ASSOCIATES 2150 PENNSYLVANIA AVE NW WASHINGTON, DC 20037	SEE SCHEDULE O	4,889,926
BPI MECHANICAL CONSTRUCTION 9103 HAMPTON OVERLOOK CAPITOL HEIGHTS, MD 20743	SEE SCHEDULE O	3,931,694
TEAM ACP CONSTRUCTION LLC PO BOX 2040 GLEN ALLEN, VA 23058	SEE SCHEDULE O	3,454,230
2 Total number of independent contractors (including but not limited to those listed above) who received more than \$100,000 of compensation from the organization 263		

Part VIII

Statement of Revenue

				(A) Total revenue	(B) Related or exempt function revenue	(C) Unrelated business revenue	(D) Revenue excluded from tax under sections 512, 513, or 514
Contributions, gifts, grants and other similar amounts	1a	Federated campaigns . . .	1a				
	b	Membership dues	1b				
	c	Fundraising events	1c	150,050			
	d	Related organizations	1d				
	e	Government grants (contributions)	1e	234,160,000			
	f	All other contributions, gifts, grants, and similar amounts not included above	1f	7,850,950			
	g	Noncash contributions included in lines 1a-1f \$ _____					
	h	Total. Add lines 1a-1f		242,161,000			
Program Service Revenue			Business Code				
	2a	PATIENT SERVICES	624100	381,135,000	381,135,000		
	b	ACADEMIC SERVICES	611710	295,349,000	295,349,000		
	c	AUXILIARY SERVICES	611710	60,109,000	45,214,657	14,894,343	
	d						
	e						
	f	All other program service revenue					
	g	Total. Add lines 2a-2f		736,593,000			
Other Revenue	3	Investment income (including dividends, interest and other similar amounts)		7,870,000	7,960,005	-90,005	
	4	Income from investment of tax-exempt bond proceeds . .					
	5	Royalties					
	6a	(i) Real		(ii) Personal			
		Gross rents		993,033	17,020		
		b	Less rental expenses	1,629,417	0		
		c	Rental income or (loss)	-636,384	17,020		
	d	Net rental income or (loss)		-619,364			-619,364
	7a	(i) Securities		(ii) Other			
		Gross amount from sales of assets other than inventory		208,951,000	20,500		
		b	Less cost or other basis and sales expenses	205,113,000	0		
		c	Gain or (loss)	3,838,000	20,500		
	d	Net gain or (loss)		3,858,500			3,858,500
	8a	Gross income from fundraising events (not including \$ 150,050 of contributions reported on line 1c) See Part IV, line 18		a	613,195		
		b	Less direct expenses	b	657,330		
		c	Net income or (loss) from fundraising events . .		-44,135		
	9a	Gross income from gaming activities See Part IV, line 19		a			
		b	Less direct expenses	b			
		c	Net income or (loss) from gaming activities . .				
	10a	Gross sales of inventory, less returns and allowances		a			
		b	Less cost of goods sold . . .	b			
		c	Net income or (loss) from sales of inventory . .				
	Miscellaneous Revenue		Business Code				
11a							
b							
c							
d	All other revenue		26,072,999			26,072,999	
e	Total. Add lines 11a-11d		26,072,999				
12	Total revenue. See Instructions		1,015,892,000	729,658,662	14,804,338	29,268,000	

Part IX Statement of Functional Expenses

Section 501(c)(3) and 501(c)(4) organizations must complete all columns

All other organizations must complete column (A) but are not required to complete columns (B), (C), and (D)

Check if Schedule O contains a response to any question in this Part IX

Do not include amounts reported on lines 6b, 7b, 8b, 9b, and 10b of Part VIII.		(A) Total expenses	(B) Program service expenses	(C) Management and general expenses	(D) Fundraising expenses
1	Grants and other assistance to governments and organizations in the United States See Part IV, line 21	4,818,283	4,818,283		
2	Grants and other assistance to individuals in the United States See Part IV, line 22	75,949,363	75,949,363		
3	Grants and other assistance to governments, organizations, and individuals outside the United States See Part IV, lines 15 and 16	5,608,339	5,608,339		
4	Benefits paid to or for members				
5	Compensation of current officers, directors, trustees, and key employees	6,553,124		6,299,452	253,672
6	Compensation not included above, to disqualified persons (as defined under section 4958(f)(1)) and persons described in section 4958(c)(3)(B)				
7	Other salaries and wages	377,022,718	336,853,169	37,132,456	3,037,093
8	Pension plan contributions (include section 401(k) and section 403(b) employer contributions)	42,782,032	37,529,942	5,252,090	
9	Other employee benefits	52,948,212	46,327,237	5,909,281	711,694
10	Payroll taxes	25,430,196	22,256,793	2,726,982	446,421
11	Fees for services (non-employees)				
a	Management	4,822,531	2,556,681	2,265,850	
b	Legal	1,724,246		1,724,246	
c	Accounting	4,015,638	26,114	3,942,524	47,000
d	Lobbying				
e	Professional fundraising See Part IV, line 17				
f	Investment management fees	1,242,394	31,461	1,210,933	
g	Other	72,445,338	51,797,544	20,120,259	527,535
12	Advertising and promotion	1,603,982	1,329,634	146,300	128,048
13	Office expenses	80,702,957	49,915,440	30,152,969	634,548
14	Information technology	4,288,137	2,759,724	1,487,812	40,601
15	Royalties	4,321,427	2,982,727	1,332,760	5,940
16	Occupancy	25,552,395	18,505,316	6,666,605	380,474
17	Travel	7,029,034	6,414,362	608,720	5,952
18	Payments of travel or entertainment expenses for any federal, state, or local public officials				
19	Conferences, conventions, and meetings	3,278,744	2,949,706	272,281	56,757
20	Interest	24,229,996	23,557,044	672,952	
21	Payments to affiliates				
22	Depreciation, depletion, and amortization	50,522,525	50,522,525		
23	Insurance	19,721,405	16,373,012	3,348,393	
24	Other expenses Itemize expenses not covered above (List miscellaneous expenses in line 24f If line 24f amount exceeds 10% of line 25, column (A) amount, list line 24f expenses on Schedule O)				
a	CHARITY CARE	52,800,174	52,800,174		
b	BAD DEBT EXPENSE	34,240,534	34,240,534		
c	RESTRUCTURING	24,461,592	24,461,592		
d	TRAINEE EXPENSE	11,168,529	11,168,529		
e					
f	All other expenses	13,203,155	10,932,948	2,270,207	
25	Total functional expenses. Add lines 1 through 24f	1,032,487,000	892,668,193	133,543,072	6,275,735
26	Joint costs. Check here <input type="checkbox"/> if following SOP 98-2 (ASC 958-720) Complete this line only if the organization reported in column (B) joint costs from a combined educational campaign and fundraising solicitation				

Part X

Balance Sheet

					(A)		(B)
					Beginning of year		End of year
Assets	1	Cash—non-interest-bearing			23,686,000	1	32,702,000
	2	Savings and temporary cash investments			3,594,000	2	2,444,000
	3	Pledges and grants receivable, net			17,788,000	3	16,827,000
	4	Accounts receivable, net			82,593,000	4	86,089,000
	5	Receivables from current and former officers, directors, trustees, key employees, and highest compensated employees. Complete Part II of Schedule L			120,000	5	99,000
	6	Receivables from other disqualified persons (as defined under section 4958(f)(1)) and persons described in section 4958(c)(3)(B). Complete Part II of Schedule L				6	
	7	Notes and loans receivable, net			8,547,000	7	8,203,000
	8	Inventories for sale or use				8	
	9	Prepaid expenses and deferred charges			16,556,000	9	30,545,000
	10a	Land, buildings, and equipment: cost or other basis. Complete Part VI of Schedule D	10a	1,457,934,000			
	b	Less: accumulated depreciation	10b	849,493,000	604,352,000	10c	608,441,000
	11	Investments—publicly traded securities			447,799,000	11	417,223,000
	12	Investments—other securities. See Part IV, line 11			102,505,000	12	110,316,000
	13	Investments—program-related. See Part IV, line 11				13	
	14	Intangible assets				14	
	15	Other assets. See Part IV, line 11			151,051,000	15	125,357,000
16	Total assets. Add lines 1 through 15 (must equal line 34)			1,458,591,000	16	1,438,246,000	
Liabilities	17	Accounts payable and accrued expenses			279,958,000	17	306,135,000
	18	Grants payable				18	
	19	Deferred revenue			8,454,000	19	9,938,000
	20	Tax-exempt bond liabilities			294,057,000	20	293,785,000
	21	Escrow or custodial account liability. Complete Part IV of Schedule D				21	
	22	Payables to current and former officers, directors, trustees, key employees, highest compensated employees, and disqualified persons. Complete Part II of Schedule L				22	
	23	Secured mortgages and notes payable to unrelated third parties				23	
	24	Unsecured notes and loans payable to unrelated third parties			74,317,000	24	82,000,000
	25	Other liabilities (including federal income tax, payables to related third parties, and other liabilities not included on lines 17-24). Complete Part X of Schedule D			193,902,000	25	287,403,000
	26	Total liabilities. Add lines 17 through 25			850,688,000	26	979,261,000
Net Assets or Fund Balances	Organizations that follow SFAS 117, check here <input checked="" type="checkbox"/> and complete lines 27 through 29, and lines 33 and 34.						
	27	Unrestricted net assets			284,160,000	27	143,977,000
	28	Temporarily restricted net assets			209,045,000	28	200,463,000
	29	Permanently restricted net assets			114,698,000	29	114,545,000
	Organizations that do not follow SFAS 117, check here <input type="checkbox"/> and complete lines 30 through 34.						
	30	Capital stock or trust principal, or current funds				30	
	31	Paid-in or capital surplus, or land, building or equipment fund				31	
	32	Retained earnings, endowment, accumulated income, or other funds				32	
	33	Total net assets or fund balances			607,903,000	33	458,985,000
	34	Total liabilities and net assets/fund balances			1,458,591,000	34	1,438,246,000

Part XI Reconciliation of Net Assets

Check if Schedule O contains a response to any question in this Part XI

1	Total revenue (must equal Part VIII, column (A), line 12)	1	1,015,892,000
2	Total expenses (must equal Part IX, column (A), line 25)	2	1,032,487,000
3	Revenue less expenses Subtract line 2 from line 1	3	-16,595,000
4	Net assets or fund balances at beginning of year (must equal Part X, line 33, column (A))	4	607,903,000
5	Other changes in net assets or fund balances (explain in Schedule O)	5	-132,323,000
6	Net assets or fund balances at end of year Combine lines 3, 4, and 5 (must equal Part X, line 33, column (B))	6	458,985,000

Part XII Financial Statements and Reporting

Check if Schedule O contains a response to any question in this Part XII

		Yes	No
1	Accounting method used to prepare the Form 990 <input type="checkbox"/> Cash <input checked="" type="checkbox"/> Accrual <input type="checkbox"/> Other If the organization changed its method of accounting from a prior year or checked "Other," explain in Schedule O		
2a	Were the organization's financial statements compiled or reviewed by an independent accountant?		No
b	Were the organization's financial statements audited by an independent accountant?	Yes	
c	If "Yes," to 2a or 2b, does the organization have a committee that assumes responsibility for oversight of the audit, review, or compilation of its financial statements and selection of an independent accountant? If the organization changed either its oversight process or selection process during the tax year, explain in Schedule O	Yes	
d	If "Yes" to line 2a or 2b, check a box below to indicate whether the financial statements for the year were issued on a separate basis, consolidated basis, or both <input type="checkbox"/> Separate basis <input checked="" type="checkbox"/> Consolidated basis <input type="checkbox"/> Both consolidated and separated basis		
3a	As a result of a federal award, was the organization required to undergo an audit or audits as set forth in the Single Audit Act and OMB Circular A-133?	Yes	
b	If "Yes," did the organization undergo the required audit or audits? If the organization did not undergo the required audit or audits, explain why in Schedule O and describe any steps taken to undergo such audits	Yes	

SCHEDULE A
(Form 990 or 990EZ)

Department of the Treasury
Internal Revenue Service

Public Charity Status and Public Support

Complete if the organization is a section 501(c)(3) organization or a section 4947(a)(1) nonexempt charitable trust.

▶ Attach to Form 990 or Form 990-EZ. ▶ See separate instructions.

OMB No 1545-0047

2011

Open to Public
Inspection

Name of the organization THE HOWARD UNIVERSITY	Employer identification number 53-0204707
---	--

Part I Reason for Public Charity Status (All organizations must complete this part.) See instructions

The organization is not a private foundation because it is (For lines 1 through 11, check only one box)

1

☐

A church, convention of churches, or association of churches **section 170(b)(1)(A)(i).**

2

☒

A school described in **section 170(b)(1)(A)(ii).** (Attach Schedule E)

3

☐

A hospital or a cooperative hospital service organization described in **section 170(b)(1)(A)(iii).**

4

☐

A medical research organization operated in conjunction with a hospital described in **section 170(b)(1)(A)(iii).** Enter the hospital's name, city, and state

5

☐

An organization operated for the benefit of a college or university owned or operated by a governmental unit described in **section 170(b)(1)(A)(iv).** (Complete Part II)

6

☐

A federal, state, or local government or governmental unit described in **section 170(b)(1)(A)(v).**

7

☐

An organization that normally receives a substantial part of its support from a governmental unit or from the general public described in **section 170(b)(1)(A)(vi)** (Complete Part II)

8

☐

A community trust described in **section 170(b)(1)(A)(vi)** (Complete Part II)

9

☐

An organization that normally receives (1) more than 33 1/3% of its support from contributions, membership fees, and gross receipts from activities related to its exempt functions—subject to certain exceptions, and (2) no more than 33 1/3% of its support from gross investment income and unrelated business taxable income (less section 511 tax) from businesses acquired by the organization after June 30, 1975 See **section 509(a)(2).** (Complete Part III)

10

☐

An organization organized and operated exclusively to test for public safety Se**section 509(a)(4).**

11

☐

An organization organized and operated exclusively for the benefit of, to perform the functions of, or to carry out the purposes of one or more publicly supported organizations described in section 509(a)(1) or section 509(a)(2) See **section 509(a)(3).** Check the box that describes the type of supporting organization and complete lines 11e through 11h

a

☐

Type I

b

☐

Type II

c

☐

Type III - Functionally integrated

d

☐

Type III - Other

e

☐

By checking this box, I certify that the organization is not controlled directly or indirectly by one or more disqualified persons other than foundation managers and other than one or more publicly supported organizations described in section 509(a)(1) or section 509(a)(2)

f

☐

If the organization received a written determination from the IRS that it is a Type I, Type II or Type III supporting organization, check this box

g

☐

Since August 17, 2006, has the organization accepted any gift or contribution from any of the following persons?

(i)

a person who directly or indirectly controls, either alone or together with persons described in (ii) and (iii) below, the governing body of the the supported organization?

(ii)

a family member of a person described in (i) above?

(iii)

a 35% controlled entity of a person described in (i) or (ii) above?

h

☐

Provide the following information about the supported organization(s)

	Yes	No
11g(i)		
11g(ii)		
11g(iii)		

(i) Name of supported organization	(ii) EIN	(iii) Type of organization (described on lines 1- 9 above or IRC section (see instructions))	(iv) Is the organization in col (i) listed in your governing document?		(v) Did you notify the organization in col (i) of your support?		(vi) Is the organization in col (i) organized in the U S ?		(vii) Amount of support?
			Yes	No	Yes	No	Yes	No	
Total									

Part II

Support Schedule for Organizations Described in IRC 170(b)(1)(A)(iv) and 170(b)(1)(A)(vi)
(Complete only if you checked the box on line 5, 7, or 8 of Part I or if the organization failed to qualify under Part III. If the organization fails to qualify under the tests listed below, please complete Part III.)

Section A. Public Support						
Calendar year	(a) 2007	(b) 2008	(c) 2009	(d) 2010	(e) 2011	(f) Total
1 Gifts, grants, contributions, and membership fees received (Do not include any "unusual grants.")						
2 Tax revenues levied for the organization's benefit and either paid to or expended on its behalf						
3 The value of services or facilities furnished by a governmental unit to the organization without charge						
4 Total. Add lines 1 through 3						
5 The portion of total contributions by each person (other than a governmental unit or publicly supported organization) included on line 1 that exceeds 2% of the amount shown on line 11, column (f)						
6 Public Support. Subtract line 5 from line 4						

Section B. Total Support						
Calendar year	(a) 2007	(b) 2008	(c) 2009	(d) 2010	(e) 2011	(f) Total
7 Amounts from line 4						
8 Gross income from interest, dividends, payments received on securities loans, rents, royalties and income from similar sources						
9 Net income from unrelated business activities, whether or not the business is regularly carried on						
10 Other income (Explain in Part IV) Do not include gain or loss from the sale of capital assets						
11 Total support (Add lines 7 through 10)						
12 Gross receipts from related activities, etc (See instructions)					12	
13 First Five Years If the Form 990 is for the organization's first, second, third, fourth, or fifth tax year as a 501(c)(3) organization, check this box and stop here						

Section C. Computation of Public Support Percentage						
14 Public Support Percentage for 2011 (line 6 column (f) divided by line 11 column (f))	14					
15 Public Support Percentage for 2010 Schedule A, Part II, line 14	15					
16a 33 1/3% support test—2011. If the organization did not check the box on line 13, and line 14 is 33 1/3% or more, check this box and stop here. The organization qualifies as a publicly supported organization						
b 33 1/3% support test—2010. If the organization did not check the box on line 13 or 16a, and line 15 is 33 1/3% or more, check this box and stop here. The organization qualifies as a publicly supported organization						
17a 10%-facts-and-circumstances test—2011. If the organization did not check a box on line 13, 16a, or 16b and line 14 is 10% or more, and if the organization meets the "facts and circumstances" test, check this box and stop here. Explain in Part IV how the organization meets the "facts and circumstances" test The organization qualifies as a publicly supported organization						
b 10%-facts-and-circumstances test—2010. If the organization did not check a box on line 13, 16a, 16b, or 17a and line 15 is 10% or more, and if the organization meets the "facts and circumstances" test, check this box and stop here. Explain in Part IV how the organization meets the "facts and circumstances" test The organization qualifies as a publicly supported organization						
18 Private Foundation If the organization did not check a box on line 13, 16a, 16b, 17a or 17b, check this box and see instructions						

Part IIIPart III

Support Schedule for Organizations Described in IRC 509(a)(2)
(Complete only if you checked the box on line 9 of Part I or if the organization failed to qualify under Part II. If the organization fails to qualify under the tests listed below, please complete Part II.)

Section A. Public Support						
Calendar year (or fiscal year beginning in)	(a) 2007	(b) 2008	(c) 2009	(d) 2010	(e) 2011	(f) Total
1 Gifts, grants, contributions, and membership fees received (Do not include any "unusual grants.")						
2 Gross receipts from admissions, merchandise sold or services performed, or facilities furnished in any activity that is related to the organization's tax-exempt purpose						
3 Gross receipts from activities that are not an unrelated trade or business under section 513						
4 Tax revenues levied for the organization's benefit and either paid to or expended on its behalf						
5 The value of services or facilities furnished by a governmental unit to the organization without charge						
6 Total. Add lines 1 through 5						
7a Amounts included on lines 1, 2, and 3 received from disqualified persons						
b Amounts included on lines 2 and 3 received from other than disqualified persons that exceed the greater of \$5,000 or 1% of the amount on line 13 for the year						
c Add lines 7a and 7b						
8 Public Support (Subtract line 7c from line 6.)						

Section B. Total Support						
Calendar year (or fiscal year beginning in)	(a) 2007	(b) 2008	(c) 2009	(d) 2010	(e) 2011	(f) Total
9 Amounts from line 6						
10a Gross income from interest, dividends, payments received on securities loans, rents, royalties and income from similar sources						
b Unrelated business taxable income (less section 511 taxes) from businesses acquired after June 30, 1975						
c Add lines 10a and 10b						
11 Net income from unrelated business activities not included in line 10b, whether or not the business is regularly carried on						
12 Other income. Do not include gain or loss from the sale of capital assets (Explain in Part IV.)						
13 Total support (Add lines 9, 10c, 11 and 12.)						
14 First Five Years If the Form 990 is for the organization's first, second, third, fourth, or fifth tax year as a 501(c)(3) organization, check this box and stop here						

Section C. Computation of Public Support Percentage			
15 Public Support Percentage for 2011 (line 8 column (f) divided by line 13 column (f))	15		
16 Public support percentage from 2010 Schedule A, Part III, line 15	16		

Section D. Computation of Investment Income Percentage			
17 Investment income percentage for 2011 (line 10c column (f) divided by line 13 column (f))	17		
18 Investment income percentage from 2010 Schedule A, Part III, line 17	18		
19a 33 1/3% support tests—2011. If the organization did not check the box on line 14, and line 15 is more than 33 1/3% and line 17 is not more than 33 1/3%, check this box and stop here. The organization qualifies as a publicly supported organization			
b 33 1/3% support tests—2010. If the organization did not check a box on line 14 or line 19a, and line 16 is more than 33 1/3% and line 18 is not more than 33 1/3%, check this box and stop here. The organization qualifies as a publicly supported organization			
20 Private Foundation If the organization did not check a box on line 14, 19a or 19b, check this box and see instructions			

Part IV **Supplemental Information.** Supplemental Information. Complete this part to provide the explanation required by Part II, line 10; Part II, line 17a or 17b; or Part III, line 12. Also complete this part for any additional information. (See instructions).

Facts And Circumstances Test

Explanation

SCHEDULE D
(Form 990)

Supplemental Financial Statements

Department of the Treasury
Internal Revenue Service

OMB No 1545-0047

2011

Open to Public Inspection

Complete if the organization answered "Yes," to Form 990, Part IV, line 6, 7, 9, 10, 11a, 11b, 11c, 11d, 11e, 11f, 12a, or 12b

Attach to Form 990. See separate instructions.

Name of the organization
THE HOWARD UNIVERSITY

Employer identification number
53-0204707

Part I Organizations Maintaining Donor Advised Funds or Other Similar Funds or Accounts. Complete if the organization answered "Yes" to Form 990, Part IV, line 6.

	(a) Donor advised funds	(b) Funds and other accounts
1	Total number at end of year	
2	Aggregate contributions to (during year)	
3	Aggregate grants from (during year)	
4	Aggregate value at end of year	
5	Did the organization inform all donors and donor advisors in writing that the assets held in donor advised funds are the organization's property, subject to the organization's exclusive legal control?	
	<div><input type="checkbox"/> Yes<input type="checkbox"/> No</div>	
6	Did the organization inform all grantees, donors, and donor advisors in writing that grant funds may be used only for charitable purposes and not for the benefit of the donor or donor advisor, or for any other purpose conferring impermissible private benefit	
	<div><input type="checkbox"/> Yes<input type="checkbox"/> No</div>	

Part II Conservation Easements. Complete if the organization answered "Yes" to Form 990, Part IV, line 7.

1

Purpose(s) of conservation easements held by the organization (check all that apply)

☐ Preservation of land for public use (e g , recreation or pleasure)

☐ Preservation of an historically importantly land area

☐ Protection of natural habitat

☒ Preservation of a certified historic structure

☐ Preservation of open space

2

Complete lines 2a–2d if the organization held a qualified conservation contribution in the form of a conservation easement on the last day of the tax year

	Held at the End of the Year
a	Total number of conservation easements
2a	1
b	Total acreage restricted by conservation easements
2b	0 00
c	Number of conservation easements on a certified historic structure included in (a)
2c	1
d	Number of conservation easements included in (c) acquired after 8/17/06
2d	1

3

Number of conservation easements modified, transferred, released, extinguished, or terminated by the organization during the taxable year

1

4

Number of states where property subject to conservation easement is located

1

5

Does the organization have a written policy regarding the periodic monitoring, inspection, handling of violations, and enforcement of the conservation easements it holds?

☐ Yes☒ No

6

Staff and volunteer hours devoted to monitoring, inspecting and enforcing conservation easements during the year

102 00

7

Amount of expenses incurred in monitoring, inspecting, and enforcing conservation easements during the year

3,100

8

Does each conservation easement reported on line 2(d) above satisfy the requirements of section 170(h)(4)(B)(i) and 170(h)(4)(B)(ii)?

☒ Yes☐ No

9

In Part XIV, describe how the organization reports conservation easements in its revenue and expense statement, and balance sheet, and include, if applicable, the text of the footnote to the organization's financial statements that describes the organization's accounting for conservation easements

Part III Organizations Maintaining Collections of Art, Historical Treasures, or Other Similar Assets. Complete if the organization answered "Yes" to Form 990, Part IV, line 8.

1a

If the organization elected, as permitted under SFAS 116, not to report in its revenue statement and balance sheet works of art, historical treasures, or other similar assets held for public exhibition, education or research in furtherance of public service, provide, in Part XIV, the text of the footnote to its financial statements that describes these items

b

If the organization elected, as permitted under SFAS 116, to report in its revenue statement and balance sheet works of art, historical treasures, or other similar assets held for public exhibition, education, or research in furtherance of public service, provide the following amounts relating to these items

(i)

Revenues included in Form 990, Part VIII, line 1

\$

(ii)

Assets included in Form 990, Part X

\$

2

If the organization received or held works of art, historical treasures, or other similar assets for financial gain, provide the following amounts required to be reported under SFAS 116 relating to these items

a

Revenues included in Form 990, Part VIII, line 1

\$

b

Assets included in Form 990, Part X

\$

For Privacy Act and Paperwork Reduction Act Notice, see the Intructions for Form 990

Cat No 52283D

Schedule D (Form 990) 2011

Part III

Organizations Maintaining Collections of Art, Historical Treasures, or Other Similar Assets (continued)

3

Using the organization's accession and other records, check any of the following that are a significant use of its collection items (check all that apply)

a

☐ Public exhibition

b

☒ Scholarly research

c

☒ Preservation for future generations

d

☐ Loan or exchange programs

e

☐ Other

4

Provide a description of the organization's collections and explain how they further the organization's exempt purpose in Part XIV

5

During the year, did the organization solicit or receive donations of art, historical treasures or other similar assets to be sold to raise funds rather than to be maintained as part of the organization's collection?

☐ Yes☒ No

Part IV

Escrow and Custodial Arrangements. Complete if the organization answered "Yes" to Form 990, Part IV, line 9, or reported an amount on Form 990, Part X, line 21.

1a

Is the organization an agent, trustee, custodian or other intermediary for contributions or other assets not included on Form 990, Part X?

☐ Yes☐ No

b

If "Yes," explain the arrangement in Part XIV and complete the following table

	Amount
1c	
1d	
1e	
1f	

1c

Beginning balance

1d

Additions during the year

1e

Distributions during the year

1f

Ending balance

2a

Did the organization include an amount on Form 990, Part X, line 21?

☐ Yes☐ No

b

If "Yes," explain the arrangement in Part XIV

Part V

Endowment Funds. Complete if the organization answered "Yes" to Form 990, Part IV, line 10.

	(a)Current Year	(b)Prior Year	(c)Two Years Back	(d)Three Years Back	(e)Four Years Back
1a	Beginning of year balance	476,695,000	407,511,000	370,763,000	460,122,000
b	Contributions	5,294,000	5,368,000	7,718,000	6,260,000
c	Investment earnings or losses	-5,147,000	77,672,000	43,394,000	-80,823,000
d	Grants or scholarships	12,779,000	14,269,000	15,101,000	14,796,000
e	Other expenditures for facilities and programs	-242,000	-413,000	-737,000	
f	Administrative expenses				
g	End of year balance	464,305,000	476,695,000	407,511,000	370,763,000

2

Provide the estimated percentage of the year end balance held as

a

Board designated or quasi-endowment ▶ 48 000 %

b

Permanent endowment ▶ 16 000 %

c

Term endowment ▶ 36 000 %

3a

Are there endowment funds not in the possession of the organization that are held and administered for the organization by

(i)

unrelated organizations

(ii)

related organizations

3a(i)

Yes

No

3a(ii)

Yes

No

b

If "Yes" to 3a(ii), are the related organizations listed as required on Schedule R?

3b

4

Describe in Part XIV the intended uses of the organization's endowment funds

Part VI

Land, Buildings, and Equipment. See Form 990, Part X, line 10.

Description of property	(a) Cost or other basis (investment)	(b)Cost or other basis (other)	(c) Accumulated depreciation	(d) Book value
1a Land		27,911,000		27,911,000
b Buildings		758,653,000	404,928,960	353,724,040
c Leasehold improvements		28,778,000	23,835,510	4,942,490
d Equipment		337,578,000	272,574,940	65,003,060
e Other		305,014,000	148,153,590	156,860,410
Total. Add lines 1a-1e (Column (d) should equal Form 990, Part X, column (B), line 10(c).)				608,441,000

Part XIReconciliation of Change in Net Assets from Form 990 to Financial Statements			
1	Total revenue (Form 990, Part VIII, column (A), line 12)	1	1,015,892,000
2	Total expenses (Form 990, Part IX, column (A), line 25)	2	1,032,487,000
3	Excess or (deficit) for the year Subtract line 2 from line 1	3	-16,595,000
4	Net unrealized gains (losses) on investments	4	-15,862,000
5	Donated services and use of facilities	5	
6	Investment expenses	6	
7	Prior period adjustments	7	
8	Other (Describe in Part XIV)	8	-116,461,000
9	Total adjustments (net) Add lines 4 - 8	9	-132,323,000
10	Excess or (deficit) for the year per financial statements Combine lines 3 and 9	10	-148,918,000

Part XIIReconciliation of Revenue per Audited Financial Statements With Revenue per Return			
1	Total revenue, gains, and other support per audited financial statements	1	717,146,000
2	Amounts included on line 1 but not on Form 990, Part VIII, line 12		
a	Net unrealized gains on investments	2a	-15,862,000
b	Donated services and use of facilities	2b	
c	Recoveries of prior year grants	2c	
d	Other (Describe in Part XIV)	2d	-116,460,000
e	Add lines 2a through 2d	2e	-132,322,000
3	Subtract line 2e from line 1	3	849,468,000
4	Amounts included on Form 990, Part VIII, line 12, but not on line 1:		
a	Investment expenses not included on Form 990, Part VIII, line 7b	4a	112,000
b	Other (Describe in Part XIV)	4b	166,312,000
c	Add lines 4a and 4b	4c	166,424,000
5	Total Revenue Add lines 3 and 4c. (This should equal Form 990, Part I, line 12)	5	1,015,892,000

Part XIIIReconciliation of Expenses per Audited Financial Statements With Expenses per Return			
1	Total expenses and losses per audited financial statements	1	866,063,000
2	Amounts included on line 1 but not on Form 990, Part IX, line 25		
a	Donated services and use of facilities	2a	
b	Prior year adjustments	2b	
c	Other losses	2c	
d	Other (Describe in Part XIV)	2d	2,287,000
e	Add lines 2a through 2d	2e	2,287,000
3	Subtract line 2e from line 1	3	863,776,000
4	Amounts included on Form 990, Part IX, line 25, but not on line 1:		
a	Investment expenses not included on Form 990, Part VIII, line 7b	4a	112,000
b	Other (Describe in Part XIV)	4b	168,599,000
c	Add lines 4a and 4b	4c	168,711,000
5	Total expenses Add lines 3 and 4c. (This should equal Form 990, Part I, line 18)	5	1,032,487,000

Part XIVSupplemental Information

Complete this part to provide the descriptions required for Part II, lines 3, 5, and 9, Part III, lines 1a and 4, Part IV, lines 1b and 2b, Part V, line 4, Part X, Part XI, line 8, Part XII, lines 2d and 4b, and Part XIII, lines 2d and 4b. Also complete this part to provide any additional information.

Identifier	Return Reference	Explanation
DESCRIPTION OF HOW ORGANIZATION REPORTS CONSERVATION EASEMENTS	PART II, LINE 9	THE ORGANIZATION DOES NOT REPORT ITS CONSERVATION EASEMENTS IN ITS FINANCIAL STATEMENTS
	PART III, LINE 4	THE UNIVERSITY'S COLLECTIONS OF ART, HISTORICAL TREASURES, AND OTHER SIMILAR ASSETS INCLUDES A VARIETY OF ARTIFACTS AS WELL AS SCHOLARLY PAPERS AND ARCHIVES. THESE ITEMS ARE HOUSED IN VARIOUS FACILITIES AROUND CAMPUS AND THEIR PRESERVATION IS FOR THE BENEFIT OF FUTURE GENERATIONS.
DESCRIPTION OF INTENDED USE OF ENDOWMENT FUNDS	PART V, LINE 4	THE INTENDED USE OF THE ORGANIZATION'S ENDOWMENT FUND IS TO SUPPLY A SOURCE OF INCOME FOR OPERATIONS IN ORDER TO FURTHER THE ORGANIZATION'S MISSION AND TAX-EXEMPT PURPOSE.
PART XI, LINE 8 - OTHER ADJUSTMENTS		UNREALIZED LOSS ON INTEREST RATE SWAP 82,000 UNREALIZED CHANGE IN FUNDED STATUS OF DEFINED BENEFIT PENSION PLAN -119,274,000 UNREALIZED CHANGE IN OBLIGATION FOR POST RETIREMENT BENEFIT PLAN 2,731,000 TOTAL TO SCHEDULE D, PART XI, LINE 8 -116,461,000
PART XII, LINE 2D - OTHER ADJUSTMENTS		UNREALIZED LOSS ON INTEREST RATE SWAP 83,000 UNREALIZED CHANGE IN FUNDED STATUS OF DEFINED BENEFIT PENSION PLAN -119,274,000 UNREALIZED CHANGE IN OBLIGATION FOR POST-RETIREMENT BENEFIT PLAN 2,731,000
PART XII, LINE 4B - OTHER ADJUSTMENTS		FUNDRAISING EVENT EXPENSES -658,000 CHARITY CARE 52,800,000 SCHOLARSHIPS AND GRANTS 87,019,000 RENTAL EXPENSE -1,629,000 BAD DEBT EXPENSE 28,780,000
PART XIII, LINE 2D - OTHER ADJUSTMENTS		FUNDRAISING EVENT EXPENSES 658,000 RENTAL EXPENSE 1,629,000
PART XIII, LINE 4B - OTHER ADJUSTMENTS		CHARITY CARE 52,800,000 SCHOLARSHIPS AND GRANTS 87,019,000 BAD DEBT 28,780,000
		HOWARD HAS TAKEN NO MATERIAL UNCERTAIN TAX POSITIONS.

Additional Data

Software ID:

Software Version:

EIN: 53-0204707

Name: THE HOWARD UNIVERSITY

Form 990, Schedule D, Part X, - Other Liabilities

1	(a) Description of Liability	(b) Amount
	UNDERFUNDED DEFINED BENEFIT PLANS	168,208,000
	RESERVE FOR SELF-INSURED LIABILITIES	80,595,000
	INTEREST RATE SWAP	21,000
	REFUNDABLE ADVANCES UNDER US GOV'T	6,852,000
	ASSET RETIREMENT OBLIGATION	12,247,000
	ENVIRONMENTAL REMEDIATION	3,000,000
	UNCLAIMED PROPERTY	2,582,000
	STUDENT DEPOSITS AND REFUNDS	5,051,000
	RESERVES FOR LEGAL CONTINGENCIES	4,974,000
	OTHER	3,873,000

SCHEDULE E

(Form 990 or 990-EZ)

Department of the Treasury
Internal Revenue Service

Schools

►Complete if the organization answered "Yes" to Form 990, Part IV, line 13,
or Form 990-EZ, Part VI, line 48.
► Attach to Form 990 or Form 990-EZ.

OMB No 1545-0047

2011

Open to Public
Inspection

Name of the organization
THE HOWARD UNIVERSITY

Employer identification number

53-0204707

Part I

- 1** Does the organization have a racially nondiscriminatory policy toward students by statement in its charter, bylaws, other governing instrument, or in a resolution of its governing body?
- 2** Does the organization include a statement of its racially nondiscriminatory policy toward students in all its brochures, catalogues, and other written communications with the public dealing with student admissions, programs, and scholarships?
- 3** Has the organization publicized its racially nondiscriminatory policy through newspaper or broadcast media during the period of solicitation for students, or during the registration period if it has no solicitation program, in a way that makes the policy known to all parts of the general community it serves? If "Yes," please describe If "No," please explain If you need more space use Part II

- 4** Does the organization maintain the following?
- a** Records indicating the racial composition of the student body, faculty, and administrative staff?
- b** Records documenting that scholarships and other financial assistance are awarded on a racially nondiscriminatory basis?
- c** Copies of all catalogues, brochures, announcements, and other written communications to the public dealing with student admissions, programs, and scholarships?
- d** Copies of all material used by the organization or on its behalf to solicit contributions?
- If you answered "No" to any of the above, please explain If you need more space, use Part II

- 5** Does the organization discriminate by race in any way with respect to
- a** Students' rights or privileges?
- b** Admissions policies?
- c** Employment of faculty or administrative staff?
- d** Scholarships or other financial assistance?
- e** Educational policies?
- f** Use of facilities?
- g** Athletic programs?
- h** Other extracurricular activities?
- If you answered "Yes" to any of the above, please explain If you need more space, use Part II

- 6a** Does the organization receive any financial aid or assistance from a governmental agency?
- b** Has the organization's right to such aid ever been revoked or suspended?
- If you answered "Yes" to either line 6a or line 6b, explain on Part II
- 7** Does the organization certify that it has complied with the applicable requirements of sections 4 01 through 4 05 of Rev Proc 75-50, 1975-2 C B 587, covering racial nondiscrimination? If "No," explain on Part II

	YES	NO
1	Yes	
2	Yes	
3	Yes	
4a	Yes	
4b	Yes	
4c	Yes	
4d	Yes	
5a		No
5b		No
5c		No
5d		No
5e		No
5f		No
5g		No
5h		No
6a	Yes	
6b		No
7	Yes	

Part III **Supplemental Information**

Complete this part to provide the explanations required by Part I, lines 3, 4d, 5h, 6b, and 7, as applicable. Also complete this part to provide any other additional information (see instructions).

Identifier	Return Reference	Explanation
EXPLANATION OF NONDISCRIMINATORY POLICY PUBLICATION	SCHEDULE E, PART I, LINE 3	THE UNIVERSITY MAINTAINS A WELL PUBLICIZED RACIALLY NONDISCRIMINATORY POLICY. THE POLICY IS AVAILABLE IN WRITTEN BROCHURES, AS WELL AS AVAILABLE VIA THE ORGANIZATION'S WEBSITE (WWW.HOWARD.EDU).
EXPLANATION OF GOVERNMENT FINANCIAL ASSISTANCE	SCHEDULE E, PART I, LINE 6	THE ORGANIZATION RECEIVES FINANCIAL ASSISTANCE FROM GOVERNMENTAL AGENCIES IN THE FORM OF SCHOLARSHIP AND GRANT FUNDS FOR STUDENTS' TUITION AND RELATED EXPENSES.

OMB No 1545-0047

Open to Public Inspection

53-0204707

3 Activities per Region (Use Part V if additional space is needed)

For Privacy Act and Paperwork Reduction Act Notice, see the Instructions for Form 990. Cat No 50082W Schedule F (Form 990) 2011

1

2 Enter total number of recipient organizations listed above that are recognized as charities by the foreign country, recognized as tax-exempt by the IRS, or for which the grantee or counsel has provided a section 501(c)(3) equivalency letter ► _____

3 Enter total number of other organizations or entities ► _____

Part III **Grants and Other Assistance to Individuals Outside the United States.** Complete if the organization answered "Yes" to Form 990, Part IV, line 16. Use Part V if additional space is needed.

[illegible]

Part IV Foreign Forms

- 1

Was the organization a U S transferor of property to a foreign corporation during the tax year? *If "Yes," the organization may be required to file Form 926 (see instructions for Form 926)*

☐

Yes

☒

No
- 2

Did the organization have an interest in a foreign trust during the tax year? *If " Yes," the organization may be required to file Form 3520 and/or Form 3520-A. (see instructions for Forms 3520 and 3520-A)*

☐

Yes

☒

No
- 3

Did the organization have an ownership interest in a foreign corporation during the tax year? *If "Yes," the organization may be required to file Form 5471, Information Return of U.S. Persons with respect to Certain Foreign Corporations. (see instructions for Form 5471)*

☒

Yes

☐

No
- 4

Was the organization a direct or indirect shareholder of a passive foreign investment company or a qualified electing fund during the tax year? *If "Yes," the organization may be required to file Form 8621, Return by a Shareholder of a Passive Foreign Investment Company or Qualified Electing Fund. (see instructions for Form 8621)*

☒

Yes

☐

No
- 5

Did the organization have an ownership interest in a foreign partnership during the tax year? *If "Yes," the organization may be required to file Form 8865, Return of U.S. Persons with respect to Certain Foreign Partnerships. (see instructions for Form 8865)*

☐

Yes

☒

No
- 6

Did the organization have any operations in or related to any boycotting countries during the tax year? *If "Yes," the organization may be required to file Form 5713, International Boycott Report (see instructions for Form 5713).*

☐

Yes

☒

No

Complete this part to provide the information (see instructions) required in Part I, line 2, and any additional information.

Schedule F (Form 990) 2011

OMB No 1545-0047

Open to Public Inspection

53-0204707

Part II Fundraising Events.

Complete if the organization answered "Yes" to Form 990, Part IV, line 18, or reported more than \$15,000 on Form 990-EZ, line 6a. List events with gross receipts greater than \$5,000.

Revenue			(a) Event #1	(b) Event #2	(c) Other Events	(d) Total Events	
			CHARTER DAY DINNER	CEACS CENTENNIAL AWARD DINNER	12	(Add col (a) through col (c))	
			(event type)	(event type)	(total number)		
	1	Gross receipts	568,855	99,450	94,940	763,245	
	2	Less Charitable contributions	92,400	11,000	46,650	150,050	
	3	Gross income (line 1 minus line 2)	476,455	88,450	48,290	613,195	
Direct Expenses	4	Cash prizes					
	5	Non-cash prizes					
	6	Rent/facility costs			2,760	2,760	
	7	Food and beverages	369,751	30,532	8,133	408,416	
	8	Entertainment	18,787	1,600	1,025	21,412	
	9	Other direct expenses	186,336	34,358	4,048	224,742	
	10	Direct expense summary Add lines 4 through 9 in column (d). ▶					(657,330)
	11	Net income summary Combine lines 3 and 10 in column (d). ▶					-44,135

Part III Gaming.

Complete if the organization answered "Yes" to Form 990, Part IV, line 19, or reported more than \$15,000 on Form 990-EZ, line 6a.

Revenue		(a) Bingo	(b) Pull tabs/Instant bingo/progressive bingo	(c) Other gaming	(d) Total gaming (Add col (a) through col (c))
	1 Gross revenue				
Direct Expenses	2 Cash prizes				
	3 Non-cash prizes				
	4 Rent/facility costs				
	5 Other direct expenses				
	6 Volunteer labor	<input type="checkbox"/> Yes <input type="checkbox"/> No	<input type="checkbox"/> Yes <input type="checkbox"/> No	<input type="checkbox"/> Yes <input type="checkbox"/> No	
	7 Direct expense summary Add lines 2 through 5 in column (d) ▶				()
	8 Net gaming income summary Combine lines 1 and 7 in column (d) ▶				

9 Enter the state(s) in which the organization operates gaming activities _____

a Is the organization licensed to operate gaming activities in each of these states? ☐ Yes ☐ No

b If "No," Explain _____

10a Were any of the organization's gaming licenses revoked, suspended or terminated during the tax year? ☐ Yes ☐ No

b If "Yes," Explain _____

- 11

Does the organization operate gaming activities with nonmembers?

☐ Yes ☐ No
- 12

Is the organization a grantor, beneficiary or trustee of a trust or a member of a partnership or other entity formed to administer charitable gaming?

☐ Yes ☐ No

13

Indicate the percentage of gaming activity operated in

a	The organization's facility	13a
b	An outside facility	13b

- 14
- Provide the name and address of the person who prepares the organization's gaming/special events books and records

Name

Address

- 15a

Does the organization have a contract with a third party from whom the organization receives gaming revenue?

☐ Yes ☐ No
- b

If "Yes," enter the amount of gaming revenue received by the organization \$ and the amount of gaming revenue retained by the third party \$
- c

If "Yes," enter name and address

Name

Address

16

Gaming manager information

Name

Gaming manager compensation \$

Description of services provided

☐ Director/officer

☐ Employee

☐ Independent contractor

- 17

Mandatory distributions
- a

Is the organization required under state law to make charitable distributions from the gaming proceeds to retain the state gaming license?

☐ Yes ☐ No
- b

Enter the amount of distributions required under state law distributed to other exempt organizations or spent in the organization's own exempt activities during the tax year \$

Part IV

Complete this part to provide additional information for responses to question on Schedule G (see instructions.)

Identifier	ReturnReference	Explanation
------------	-----------------	-------------

SCHEDULE H
(Form 990)

Department of the Treasury
Internal Revenue Service

Hospitals

▶ Complete if the organization answered "Yes" to Form 990, Part IV, question 20.
▶ Attach to Form 990. ▶ See separate instructions.

OMB No 1545-0047

2011

Open to Public Inspection

Name of the organization
THE HOWARD UNIVERSITY

Employer identification number
53-0204707

Part I

Charity Care and Certain Other Community Benefits at Cost

		Yes	No	
1a	Did the organization have a charity care policy? If "No," skip to question 6a	1a	Yes	
b	If "Yes," is it a written policy?	1b	Yes	
2	If the organization had multiple hospitals, indicate which of the following best describes application of the charity care policy to the various hospitals <input type="checkbox"/> Applied uniformly to all hospitals <input type="checkbox"/> Generally tailored to individual hospitals <input type="checkbox"/> Applied uniformly to most hospitals			
3	Answer the following based on the charity care eligibility criteria that applies to the largest number of the organization's patients during the tax year a Did the organization use Federal Poverty Guidelines (FPG) to determine eligibility for providing <i>free</i> care? If "Yes," indicate which of the following is the FPG family income limit for eligibility for free care <input type="checkbox"/> 100% <input type="checkbox"/> 150% <input type="checkbox"/> 200% <input checked="" type="checkbox"/> Other <u>150.000000000000 %</u> b Did the organization use FPG to determine eligibility for providing <i>discounted</i> care? If "Yes," indicate which of the following is the family income limit for eligibility for discounted care <input type="checkbox"/> 200% <input type="checkbox"/> 250% <input type="checkbox"/> 300% <input type="checkbox"/> 350% <input type="checkbox"/> 400% <input checked="" type="checkbox"/> Other <u>325.000000000000 %</u> c If the organization did not use FPG to determine eligibility, describe in Part VI the income based criteria for determining eligibility for free or discounted care. Include in the description whether the organization uses an asset test or other threshold, regardless of income, to determine eligibility for free or discounted care	3a	Yes	
		3b	Yes	
4	Did the organization's policy provide free or discounted care to the "medically indigent"?	4	Yes	
5a	Did the organization budget amounts for free or discounted care provided under its financial assistance policy during the tax year?	5a	Yes	
b	If "Yes," did the organization's charity care expenses exceed the budgeted amount?	5b	Yes	
c	If "Yes" to line 5b, as a result of budget considerations, was the organization unable to provide free or discounted care to a patient who was eligible for free or discounted care?	5c		No
6a	Did the organization prepare a community benefit report during the tax year?	6a	Yes	
6b	If "Yes," did the organization make it available to the public?	6b	Yes	
	Complete the following table using the worksheets provided in the Schedule H instructions. Do not submit these worksheets with the Schedule H.			

7

Charity Care and Certain Other Community Benefits at Cost

Charity Care and Means-Tested Government Programs	(a) Number of activities or programs (optional)	(b) Persons served (optional)	(c) Total community benefit expense	(d) Direct offsetting revenue	(e) Net community benefit expense	(f) Percent of total expense
a Charnty care at cost (from Worksheet 1)			23,798,843		23,798,843	2 310 %
b Medicaid (from Worksheet 3, column a)			127,376,770	141,917,529	-14,540,759	0 %
c Costs of other means-tested government programs (from Worksheet 3, column b)			14,775,930	8,953,566	5,822,364	0 560 %
d Total Charity Care and Means-Tested Government Programs			165,951,543	150,871,095	15,080,448	2 870 %
Other Benefits						
e Community health improvement services and community benefit operations (from Worksheet 4)			1,159,824		1,159,824	0 110 %
f Health professions education (from Worksheet 5)			59,094,485	22,053,917	37,040,568	3 590 %
g Subsidized health services (from Worksheet 6)			27,246,055	17,090,005	10,156,050	0 980 %
h Research (from Worksheet 7)			34,082,809	34,082,809		
i Cash and in-kind contributions for community benefit (from Worksheet 8)		22,095				
j Total Other Benefits		22,095	121,583,173	73,226,731	48,356,442	4 680 %
k Total. Add lines 7d and 7j		22,095	287,534,716	224,097,826	63,436,890	7 550 %

Part IICommunity Building Activities

Complete this table if the organization conducted any community building activities.

	(a) Number of activities or programs (optional)	(b) Persons served (optional)	(c) Total community building expense	(d) Direct offsetting revenue	(e) Net community building expense	(f) Percent of total expense
1Physical improvements and housing						
2Economic development						
3Community support			725,295	725,295		
4Environmental improvements						
5Leadership development and training for community members			378,929	378,929		
6Coalition building						
7Community health improvement advocacy			55,600	55,600		
8Workforce development						
9Other						
10Total			1,159,824	1,159,824		

Part IIIBad Debt, Medicare, & Collection Practices

Section A. Bad Debt Expense

		Yes	No
1	Did the organization report bad debt expense in accordance with Heathcare Financial Management Association Statement No. 15?	1Yes	
2	Enter the amount of the organization's bad debt expense	29,044,826	
3	Enter the estimated amount of the organization's bad debt expense attributable to patients eligible under the organization's charity care policy	3	
4	Provide in Part VI the text of the footnote to the organization's financial statements that describes bad debt expense. In addition, describe the costing methodology used in determining the amounts reported on lines 2 and 3, and rationale for including a portion of bad debt amounts as community benefit.		

Section B. Medicare

5	Enter total revenue received from Medicare (including DSH and IME)	562,411,815	
6	Enter Medicare allowable costs of care relating to payments on line 5	671,100,719	
7	Subtract line 6 from line 5. This is the surplus or (shortfall)	7-8,688,904	
8	Describe in Part VI the extent to which any shortfall reported in line 7 should be treated as community benefit. Also describe in Part VI the costing methodology or source used to determine the amount reported on line 6. Check the box that describes the method used: <input checked="" type="checkbox"/> Cost accounting system <input type="checkbox"/> Cost to charge ratio <input type="checkbox"/> Other		

Section C. Collection Practices

9a	Did the organization have a written debt collection policy during the tax year?	9aYes	
b	If "Yes," did the organization's collection policy that applied to the largest number of its patients during the tax year contain provisions on the collection practices to be followed for patients who are known to qualify for financial assistance? Describe in Part VI.	9bYes	

Part IVManagement Companies and Joint Ventures (see instructions)

(a) Name of entity	(b) Description of primary activity of entity	(c) Organization's profit % or stock ownership %	(d) Officers, directors, trustees, or key employees' profit % or stock ownership%	(e) Physicians' profit % or stock ownership %
1				
2				
3				
4				
5				
6				
7				
8				
9				
10				
11				
12				
13				

Section A. Hospital Facilities

How many hospital facilities did the organization operate during the tax year? 1

Name and address

Schedule H (Form 990) 2011

Part V

Facility Information (continued)

Section B. Facility Policies and Practices.

(Complete a separate Section B for each of the hospital facilities listed in Part V, Section A)

HOWARD UNIVERSITY HOSPITAL

Name of Hospital Facility:

Line Number of Hospital Facility (from Schedule H, Part V, Section A):1

	Yes	No
Community Health Needs Assessment (Lines 1 through 7 are optional for 2011)		
1 During the tax year or any prior tax year, did the hospital facility conduct a community health needs assessment ("Needs Assessment")? If "No," skip to question 8 If "Yes," indicate what the Needs Assessment describes (check all that apply) a <input type="checkbox"/> A definition of the community served by the hospital facility b <input type="checkbox"/> Demographics of the community c <input type="checkbox"/> Existing health care facilities and resources within the community that are available to respond to the health needs of the community d <input type="checkbox"/> How data was obtained e <input type="checkbox"/> The health needs of the community f <input type="checkbox"/> Primary and chronic disease needs and other health issues of uninsured persons, low-income persons, and minority groups g <input type="checkbox"/> The process for identifying and prioritizing community health needs and services to meet those needs h <input type="checkbox"/> The process for consulting with persons representing the community's interests i <input type="checkbox"/> Information gaps that limit the hospital facility's ability to assess the community's health needs j <input type="checkbox"/> Other (describe in Part VI)	1	
2 Indicate the tax year the hospital facility last conducted a Needs Assessment 20 ____		
3 In conducting its most recent Needs Assessment, did the hospital facility take into account input from persons who represent the community served by the hospital facility? If "Yes," describe in Part VI how the hospital facility took into account input from persons who represent the community, and identify the persons the hospital facility consulted	3	
4 Was the hospital facility's Needs Assessment conducted with one or more other hospital facilities? If "Yes," list the other hospital facilities in Part VI	4	
5 Did the hospital facility make its Needs Assessment widely available to the public? If "Yes," indicate how the Needs Assessment was made widely available (check all that apply) a <input type="checkbox"/> Hospital facility's website b <input type="checkbox"/> Available upon request from the hospital facility c <input type="checkbox"/> Other (describe in Part VI)	5	
6 If the hospital facility addressed needs identified in its most recently conducted Needs Assessment, indicate how (check all that apply) a <input type="checkbox"/> Adoption of an implementation strategy to address the health needs of the hospital facility's community b <input type="checkbox"/> Execution of the implementation strategy c <input type="checkbox"/> Development of a community-wide community benefit plan for the facility d <input type="checkbox"/> Participation in community-wide community benefit plan e <input type="checkbox"/> Inclusion of a community benefit section in operational plans f <input type="checkbox"/> Adoption of a budget for provision of services that address the needs identified in the CHNA g <input type="checkbox"/> Prioritization of health needs in the community h <input type="checkbox"/> Prioritization of services that the hospital facility will undertake to meet health needs in its community i <input type="checkbox"/> Other (describe in Part VI)		
7 Did the hospital facility address all of the needs identified in its most recently conducted Needs Assessment? If "No," explain in Part VI which needs it has not addressed together with the reasons why it has not addressed such needs	7	
Financial Assistance Policy		
Did the hospital facility have in place during the tax year a written financial assistance policy that		
8 Explains eligibility criteria for financial assistance, and whether such assistance includes free or discounted care?	8	Yes
9 Used federal poverty guidelines (FPG) to determine eligibility for providing free care? If "Yes," indicate the FPG family income limit for eligibility for free care <u>150 00000000000000</u> % If "No," explain in Part VI the criteria the hospital facility used	9	Yes

Part V

Facility Information (continued)

		Yes	No	
10	Used FPG to determine eligibility for providing discounted care? If "Yes," indicate the FPG family income limit for eligibility for discounted care <u>325 000000000000%</u> If "No," explain in Part VI the criteria the hospital facility used	10	Yes	
11	Explained the basis for calculating amounts charged to patients? If "Yes," indicate the factors used in determining such amounts (check all that apply) a <input checked="" type="checkbox"/> Income level b <input type="checkbox"/> Asset level c <input type="checkbox"/> Medical indigency d <input checked="" type="checkbox"/> Insurance status e <input type="checkbox"/> Uninsured discount f <input type="checkbox"/> Medicaid/Medicare g <input type="checkbox"/> State regulation h <input checked="" type="checkbox"/> Other (describe in Part VI)	11	Yes	
12	Explained the method for applying for financial assistance?	12	Yes	
13	Included measures to publicize the policy within the community served by the hospital facility? If "Yes," indicate how the hospital facility publicized the policy (check all that apply) a <input type="checkbox"/> The policy was posted at all times on the hospital facility's web site b <input type="checkbox"/> The policy was attached to all billing invoices c <input type="checkbox"/> The policy was posted in the hospital facility's emergency rooms or waiting rooms d <input type="checkbox"/> The policy was posted in the hospital facility's admissions offices e <input checked="" type="checkbox"/> The policy was provided, in writing, to patients upon admission to the hospital facility f <input checked="" type="checkbox"/> The policy was available upon request g <input checked="" type="checkbox"/> Other (describe in Part VI)	13	Yes	

Billing and Collections

14	Did the hospital facility have in place during the tax year a separate billing and collections policy, or a written financial assistance policy (FAP) that explained actions the hospital facility may take upon non-payment?	14	Yes	
15	Check all of the following collection actions against an individual that were permitted under the hospital facility's policies during the tax year before making reasonable efforts to determine the patient's eligibility under the facility's FAP a <input type="checkbox"/> Reporting to credit agency b <input type="checkbox"/> Lawsuits c <input type="checkbox"/> Liens on residences d <input type="checkbox"/> Body attachments or arrests e <input type="checkbox"/> Other similar actions (describe in Part VI)			
16	Did the hospital facility or an authorized third party perform any of the following actions during the tax year before making reasonable efforts to determine the patient's eligibility under the facility's FAP? If "Yes," check all actions in which the hospital facility or a third party engaged a <input type="checkbox"/> Reporting to credit agency b <input type="checkbox"/> Lawsuits c <input type="checkbox"/> Liens on residences d <input type="checkbox"/> Body attachments e <input type="checkbox"/> Other similar actions (describe in Part VI)	16		No
17	Indicate which efforts the hospital facility made before initiating any of the actions checked in question 16 (check all that apply) a <input type="checkbox"/> Notified patients of the financial assistance policy upon admission b <input type="checkbox"/> Notified patients of the financial assistance policy prior to discharge c <input type="checkbox"/> Notified patients of the financial assistance policy in communications with the patients regarding the patients' bills d <input type="checkbox"/> Documented its determination of whether patients were eligible for financial assistance under the hospital facility's financial assistance policy e <input type="checkbox"/> Other (describe in Part VI)			

Part V

Facility Information (continued)

Policy Relating to Emergency Medical Care

		Yes	No
18	Did the hospital facility have in place during the tax year a written policy relating to emergency medical care that requires the hospital facility to provide, without discrimination, care for emergency medical conditions to individuals regardless of their eligibility under the hospital facility's financial assistance policy? If "No," indicate why	Yes	
a	<input type="checkbox"/> The hospital facility did not provide care for any emergency medical conditions		
b	<input type="checkbox"/> The hospital facility's policy was not in writing		
c	<input type="checkbox"/> The hospital facility limited who was eligible to receive care for emergency medical conditions (describe in Part VI)		
d	<input type="checkbox"/> Other (describe in Part VI)		

Individuals Eligible for Financial Assistance

19	Indicate how the hospital facility determined, during the tax year, the maximum amounts that can be charged to FAP-eligible individuals for emergency or other medically necessary care		
a	<input type="checkbox"/> The hospital facility used its lowest negotiated commercial insurance rate when calculating the maximum amounts that can be charged		
b	<input type="checkbox"/> The hospital facility used the average of it's three lowest negotiated commercial insurance rates when calculating the maximum amounts that can be charged		
c	<input checked="" type="checkbox"/> The hospital facility used the Medicare rates when calculating the maximum amounts that can be charged		
d	<input type="checkbox"/> Other (describe in Part VI)		
20	Did the hospital facility charge any of its patients who were eligible for assistance under the hospital facility's financial assistance policy, and to whom the hospital facility provided emergency or other medically necessary services, more than the amounts generally billed to individuals who had insurance covering such care? If "Yes," explain in Part VI	20	No
21	Did the hospital facility charge any of its FAP-eligible patients an amount equal to the gross charge for services provided to that patient? If "Yes," explain in Part VI	21	No

Part V

Facility Information (continued)

Section C. Other Facilities That Are Not Licensed, Registered, or Similarly Recognized as a Hospital Facility

(list in order of size from largest to smallest)

How many non-hospital facilities did the organization operate during the tax year? _____

Name and address		Type of Facility (Describe)
1		
2		
3		
4		
5		
6		
7		
8		
9		
10		

Part VI

Supplemental Information

Complete this part to provide the following information

- 1
- Required descriptions.** Provide the descriptions required for Part I, lines 3c, 6a, and 7, Part II, Part III, lines 4, 8, and 9b, and Part V, Section B, lines 1j, 3, 4, 5c, 6l, 7, 9, 10, 11h, 13g, 15e, 16e, 17e, 18d, 19d, 20, and 21
- 2
- Community health needs assessment.** Describe how the organization assesses the health care needs of the communities it serves, in addition to any community health needs assessments reported in Part V, Section B
- 3
- Patient education of eligibility for assistance.** Describe how the organization informs and educates patients and persons who may be billed for patient care about their eligibility for assistance under federal, state, or local government programs or under the organization's financial assistance policy
- 4
- Community information.** Describe the community the organization serves, taking into account the geographic area and demographic constituents it serves
- 5
- Promotion of community health.** Provide any other information important to describing how the organization's hospital facilities or other health care facilities further its exempt purpose by promoting the health of the community (e g , open medical staff, community board, use of surplus funds, etc)
- 6
- Affiliated health care system.** If the organization is part of an affiliated health care system, describe the respective roles of the organization and its affiliates in promoting the health of the communities served
- 7
- State filing of community benefit report.** If applicable, identify all states with which the organization, or a related organization, files a community benefit report

Identifier	ReturnReference	Explanation
		PART I, LINE 3C HUH OFFERS UNINSURED PATIENTS A 40% DISCOUNT PATIENTS CAN COMPLETE A CHARITY APPLICATION AS NEEDED

Identifier	ReturnReference	Explanation
		PART I, LINE 6A HOWARD UNIVERSITY HOSPITAL (HUH) IS PART OF HOWARD UNIVERSITY SERVICE TO THE NATION HAS BEEN, AND CONTINUES TO BE, ONE OF THE PRIMARY MISSIONS OF HOWARD UNIVERSITY A COMMUNITY BENEFIT REPORT IS PREPARED ANNUALLY BY THE OFFICE OF UNIVERSITY RESEARCH AND PLANNING AND THE HOWARD UNIVERSITY COMMUNITY ASSOCIATION, WHICH ILLUSTRATES A FRACTION OF THE MANY CIVIC AND COMMUNITY ACTIVITIES IN WHICH THE HOWARD UNIVERSITY FACULTY, STAFF, STUDENTS, ALUMNI AND RETIREES ARE ENGAGED HOWARD UNIVERSITY OFFERS OVER 100 PROGRAMS, SERVICES AND ACTIVITIES THAT ARE AVAILABLE TO THE PUBLIC THESE INCLUDE HEALTH EDUCATION, SCREENING AND CLINICAL SERVICES, ACTIVITIES WITH THE DISTRICT OF COLUMBIA PUBLIC SCHOOLS, BOARDER BABIES PROGRAM, AND A TOBACCO CONTROL PROGRAM AMONG OTHERS THE COMMUNITY BENEFIT REPORT IS AVAILABLE ON THE UNIVERSITY'S WEBSITE

Identifier	ReturnReference	Explanation
		<p>PART I, LINE 7 7A CHARITY CARE AT COST - FREE OR DISCOUNTED HEALTH CARE SERVICES PROVIDED TO PERSONS WHO MEET THE ORGANIZATION'S CRITERIA FOR FINANCIAL ASSISTANCE AND ARE THEREFORE DEEMED UNABLE TO PAY FOR ALL OR A PORTION OF SUCH SERVICES 7B MEDICAID - WHEN MEDICAID, A STATE HEALTH CARE PROGRAM FOR QUALIFYING LOW-INCOME RESIDENTS, DOES NOT REIMBURSE HUH FOR THE FULL COST OF HEALTH CARE SERVICES PROVIDED TO PATIENTS HUH THEN "ABSORBS" THESE COSTS AT A FINANCIAL LOSS 7C COSTS - OTHER MEANS-TESTED GOVERNMENT PROGRAMS - GOVERNMENT PROGRAMS FOR WHICH ELIGIBILITY FOR BENEFITS OR COVERAGE IS DETERMINED BY THE RECIPIENT'S INCOME OR ASSET LEVEL 7E COMMUNITY HEALTH IMPROVEMENT SERVICES - ACTIVITIES AND SERVICES FOR WHICH NO PATIENT BILL EXISTS THESE SERVICES ARE NOT EXPECTED TO BE FINANCIALLY SELF SUPPORTING, ALTHOUGH SOME MAY BE SUPPORTED BY OUTSIDE GRANTS OR FUNDING SOME EXAMPLES INCLUDE FREE CLINIC SERVICES, PROGRAMS DIRECTED AT IMPROVING WOMEN'S HEALTH, FREE OR LOW COST PRESCRIPTION MEDICATIONS, AND RURAL AND URBAN OUTREACH PROGRAMS COMMUNITY BENEFIT OPERATIONS - COSTS ASSOCIATED WITH DEDICATED STAFF, COMMUNITY HEALTH NEEDS AND OR ASSETS ASSESSMENTS, AND OTHER COSTS ASSOCIATED WITH COMMUNITY BENEFIT STRATEGY AND OPERATIONS PART I LINE 7H ANY STUDY OR INVESTIGATION OF WHICH THE GOAL IS TO GENERATE GERALIZED KNOWLEDGE MADE AVAILABLE TO THE PUBLIC, SUCH AS KNOWLEDGE ABOUT 1 UNDERLYING BIOLOGICAL MECHANISMS OF HEALTH AND DISEASE, NATURAL PROCESSES OR PRINCIPLES AFFECTING HEALTH OR ILLNESS,2 EVALUATION OF SAFETY AND EFFICACY OF INTERVENTIONS FOR DISEASE SUCH AS CLINICAL TRIALS AND STUDIES OF THERAPEUTIC PROTOCOLS,3 LABORATORY BASED STUDIES, EPIDEMIOLOGY, HEALTH OUTCOMES AND EFFECTIVENESS 4 BEHAVIORAL OR SOCIOLOGICAL STUDIES RELATED TO HEALTH, DELIVERY OF CARE, OR PREVENTION STUDIES RELATED TO CHANGES IN THE HEALTH CARE DELIVERY SYSTEM, AND5 COMMUNICATION OF FINDINGS AND OBSERVATIONS (INCLUDING PUBLICATION IN A MEDICAL JOURNAL)THIS CATEGORY ONLY INCLUDES RESEARCH INTERNALLY FUNDED OR RESEARCH FUNDED BY A TAX-EXEMPT OR GOVERNMENT ENTITY PART I LINE 7I CASH CONTRIBUTIONS MADE TO ENTITIES AND COMMUNITY GROUPS THAT SHARE THE ORGANIZATION'S GOALS AND MISSION IN-KIND CONTRIBUTIONS INCLUDE THE COST OF HOURS DONATED BY STAFF TO THE COMMUNITY WHILE ON THE ORGANIZATION'S PAYROLL, INDIRECT COST OF SPACE DONATED TO TAX-EXEMPT COMMUNITY GROUPS (SUCH AS FOR MEETINGS), AND THE FINANCIAL VALUE OF DONATED FOOD, EQUIPMENT, AND SUPPLIES</p>

Identifier	ReturnReference	Explanation
		PART I, LINE 7G CLINICAL SERVICES THAT ARE PROVIDED, DESPITE A FINANCIAL LOSS TO THE ORGANIZATION THE FINANCIAL LOSS IS MEASURED AFTER REMOVING LOSSES, MEASURED BY COST, ASSOCIATED WITH BAD DEBT, CHARITY CARE, MEDICAID AND OTHER MEANS-TESTED GOVERNMENT PROGRAMS DESPITE THE FINANCIAL LOSS, THE SERVICE IS PROVIDED BECAUSE IT MEETS AN IDENTIFIED COMMUNITY NEED, SUCH AS PROVIDING NEEDED ACCESS TO CARE FOR LOW-INCOME INDIVIDUALS, IF THE SERVICE WERE NO LONGER OFFERED, ACCESS TO HEALTH SERVICES WOULD BE IMPAIRED, OR, PROVIDING THE SERVICE WOULD BECOME THE RESPONSIBILITY OF GOVERNMENT OR ANOTHER TAX-EXEMPT ORGANIZATION THIS AMOUNT INCLUDES SUBSIDIZED HEALTH SERVICES PROVIDED AS A PART OF THE HOSPITAL'S EMERGENCY DEPARTMENT, NEONATAL INTENSIVE CARE UNIT AND INPATIENT PSYCHIATRIC UNIT, WHICH ALSO INCLUDES SUBSIDIZED SUBSTANCE ABUSE TREATMENT PROGRAMS

Identifier	ReturnReference	Explanation
		PART I, L7 COL(F) HEALTH PROFESSIONS EDUCATION - PROGRAMS THAT RESULT IN A DEGREE, CERTIFICATE, OR TRAINING THAT IS NECESSARY TO BE LICENSED TO PRACTICE AS A HEALTH PROFESSIONAL, AS REQUIRED BY STATE LAW, OR CONTINUING EDUCATION THAT IS NECESSARY TO RETAIN STATE LICENSE OR CERTIFICATION BY A BOARD IN THE INDIVIDUAL'S HEALTH PROFESSION SPECIALTY

Identifier	ReturnReference	Explanation
		PART II COMMUNITY BUILDING ACTIVITIESHOWARD UNIVERSITY PARTICIPATES IN SEVERAL HOUSING & URBAN DEVELOPMENT (HUD) PROGRAMS WHOSE MISSION IS TO CREATE STRONG, SUSTAINABLE, INCLUSIVE COMMUNITIES AND QUALITY AFFORDABLE HOMES FOR ALL HUD IS WORKING TO STRENGTHEN THE HOUSING MARKET TO BOLSTER THE ECONOMY AND PROTECT CONSUMERS, MEET THE NEED FOR QUALITY AFFORDABLE RENTAL HOMES, UTILIZE HOUSING AS A PLATFORM FOR IMPROVING QUALITY OF LIFE AND BUILD INCLUSIVE AND SUSTAINABLE COMMUNITIES FREE FROM DISCRIMINATION AFFORDABLE HOUSING AND ECONOMIC STABILITY ARE INTRINSICALLY LINKED TO THE PREVENTION OF HEALTH PROBLEMS ASSOCIATED WITH POVERTY, HOMELESSNESS AND OTHER ENVIRONMENT CHALLENGES

Identifier	ReturnReference	Explanation
		PART III, LINE 4 THE COST TO CHARGE RATIO WAS APPLIED TO THE BAD DEBT AMOUNT TO REPORT AT COST THE UNIVERSITY'S FINANCIAL STATEMENTS PROVIDE AS FOLLOWS THE TOTAL OF CHARGES FORGONE FOR SERVICES AND SUPPLIES FURNISHED UNDER THE HOSPITAL'S CHARITY CARE POLICY WERE \$52,800, \$51,658 AND \$32,788 FOR THE FISCAL YEARS ENDED JUNE 30, 2012, 2011 AND 2010, RESPECTIVELY, AND ARE EXCLUDED FROM NET PATIENT SERVICE REVENUES TOTAL UNCOMPENSATED CARE, WHICH INCLUDES BAD DEBT WRITE OFFS AS WELL AS CHARITY CARE, FOR THE FISCAL YEARS ENDED JUNE 30, 2012, 2011 AND 2010 WAS \$81,067, \$82,035 AND \$59,746, RESPECTIVELY

Identifier	ReturnReference	Explanation
		PART III, LINE 8 MEDICARE IS AN ENTITLEMENT PROGRAM IN WHICH THE HOSPITAL DOES NOT HAVE THE ABILITY TO NEGOTIATE PAYMENT RATES THEREFORE, ANY SHORTFALL FOR SERVICES PROVIDED SHOULD BE CONSIDERED A CONTRIBUTION TO THE COMMUNITY

Identifier	ReturnReference	Explanation
		PART III, LINE 9B HUH WILL FORGO EXTRAORDINARY COLLECTION ACTIONS AGAINST PATIENTS UNTIL MAKING REASONABLE EFFORTS TO DETERMINE WHETHER THE PATIENT IS ELIGIBLE FOR ASSISTANCE UNDER HUH FINANCIAL ASSISTANCE POLICY HOWARD UNIVERSITY HOSPITALS PATIENT ACCOUNTS DEPARTMENT WILL IDENTIFY ALL ACCOUNTS TO BE PLACED IN COLLECTIONS USING THE FOLLOWING CRITERIA 1 NO ACCOUNTS WILL BE SENT FOR COLLECTION OR SUBJECT TO EXTRAORDINARY COLLECTION EFFORTS UNTIL IT HAS BEEN DETERMINED THAT THE PATIENT IS NOT ELIGIBLE FOR FINANCIAL ASSISTANCE UNDER HUH FINANCIAL ASSISTANCE POLICY EXTRAORDINARY COLLECTION EFFORTS INCLUDE LAWSUITS, LIENS ON RESIDENCES, ARRESTS, BODY ATTACHMENTS AND SIMILAR COLLECTION PROCESSES

Identifier	ReturnReference	Explanation
HOWARD UNIVERSITY HOSPITAL		PART V, SECTION B, LINE 9 SLIDING SCALE-HUH FINANCIAL ASSISTANCE PROGRAM UTILIZES THE PATIENTS CONFIRMED INCOME AGAINST THE MOST CURRENTLY PUBLISHED FEDERAL POVERTY GUIDELINES (FPG) THE PATIENTS INCOME AND HOUSEHOLD SIZE IS MEASURED AGAINST THE HUH FINANCIAL ASSISTANCE PROGRAM SLIDING FEE SCHEDULE HUHS SLIDING FEE SCHEDULE RANGES FROM 150% TO 350% OF THE FPG THE DISCOUNT IS APPLIED TO THE PATIENTS ACCOUNT BASED ON THE RESPECTIVE FPG PERCENTAGE THE DISCOUNT RANGES FROM 12 5% TO 100% WHEN THE INCOME IS BETWEEN PERCENTILE CATEGORIES, THE LOWER PATIENT RESPONSIBILITY IS USED

Identifier	ReturnReference	Explanation
HOWARD UNIVERSITY HOSPITAL		PART V, SECTION B, LINE 13G HUH PROVIDES NOTIFICATION ON THE PATIENTS BILLING STATEMENT THAT FINANCIAL ASSISTANCE IS AVAILABLE FOR THOSE WHO QUALIFY A TOLL-FREE NUMBER IS PROVIDED FOR PATIENTS TO CALL FOR ADDITIONAL INFORMATION IN ADDITION TO THE FINANCIAL COUNSELORS AND PATIENT ACCOUNTS CUSTOMER SERVICE REPRESENTATIVES, THE HOSPITALS ELIGIBILITY VENDOR COMPLETES PATIENT FINANCIAL ASSISTANCE INTERVIEWS WITH UNINSURED PATIENTS TO ASSIST WITH THE COMPLETION OF THE HUH FINANCIAL ASSISTANCE APPLICATION IF THE PATIENT IS DETERMINED INELIGIBLE FOR FEDERAL/DISTRICT MEDICAL PROGRAMS

Identifier	ReturnReference	Explanation
HOWARD UNIVERSITY HOSPITAL		PART V, SECTION B, LINE 19D PATIENTS WHO ARE ELIGIBLE FOR THE HUH FINANCIAL ASSISTANCE PROGRAM RECEIVE A DISCOUNT TO THE TOTAL AMOUNT DUE THE DISCOUNT IS BASED ON INCOME AND HOUSEHOLD SIZE AND PERCENTAGE OF THE FEDERAL POVERTY GUIDELINE AMOUNT UNINSURED PATIENTS WHO ARE NOT ELIGIBLE AND WANT TO RECEIVE CARE UNDER A CONTRACTUAL ARRANGEMENT ARE OFFERED THE DC MEDICAID RATE

Identifier	ReturnReference	Explanation
		PART VI, LINE 2 NEEDS ASSESSMENTIN ORDER TO COMPLY WITH THE PATIENT PROTECTION AND AFFORDABLE CARE ACT, HUH IS COMPLETING THE COMMUNITY HEALTH NEEDS ASSESSMENT (CHNA) AS A MEMBER OF THE DC HEALTHY COMMUNITIES COLLABORATIVE (DCHCC) AS REQUIRED, THE 2013 CHNA WILL BE UTILIZED TO IDENTIFY THE NEEDS THAT ARE THE MOST SIGNIFICANT TO THE COMMUNITY APPROXIMATELY 75 - 80% OF ALL COMMUNITY OUTREACH INITIATIVES THAT ARE OFFERED BY THE HOSPITAL ARE AS A RESULT OF A DIRECT REQUEST OF AN INDIVIDUAL WITHIN THE COMMUNITY OR A COMMUNITY ORGANIZATION HUH IS OFTEN CONTACTED TO PARTNER WITH OR PARTICIPATE IN MANY OF THE PROGRAMS THAT ARE INCLUDED AS A PART OF THIS SCHEDULE

Identifier	ReturnReference	Explanation
		<p>PART VI, LINE 3 PATIENT EDUCATION OF ELIGIBILITY FOR ASSISTANCEHUH IS A PRIVATE, NON-PROFIT HOSPITAL WITH A COMMITMENT TO PROVIDE, WITHIN THE LIMITS OF THE RESOURCES OF THE INSTITUTION, CHARITABLE MEDICAL CARE FOR - UNINSURED PATIENTS WHO DO NOT HAVE THE ABILITY TO PAY FOR MEDICAL SERVICES AT THE TIME SERVICES ARE RENDERED - INSURED PATIENTS WHOSE COVERAGE IS INADEQUATE TO COVER A CATASTROPHIC SITUATION - EMERGENCY PATIENTS WHOSE FINANCIAL ABILITY TO PAY COULD NOT BE DETERMINED PRIOR TO DELIVERING SERVICES - PATIENTS WHOSE INCOME IS SUFFICIENT TO PAY FOR BASIC LIVING COSTS BUT NOT MEDICAL CARE, AND ALSO THOSE PERSONS WITH GENERALLY ADEQUATE INCOMES WHO ARE SUDDENLY FACED WITH CATASTROPHICALLY LARGE MEDICAL BILLS - PATIENTS WHO DEMONSTRATE ABILITY TO PAY PART BUT NOT ALL OF THEIR LIABILITY HUH WILL PROVIDE ANNUALLY NO LESS THAN 3% OF ITS TOTAL OPERATING EXPENSES IN UNCOMPENSATED CARE MEASURED COST THE COST OF PROVIDING UNCOMPENSATED CARE SHALL BE DETERMINED BY APPLYING ANNUAL FAMILY INCOME AND MAINTENANCE NEED LEVEL CALCULATED AGAINST AN EXPECTED PAYOR PAYMENT DC MEDICAID FEE SCHEDULE WILL BE UTILIZED AS THE EXPECTED PAYOR PAYMENT IN CASES WHERE APPLICANT IS UNINSURED THIS OPPORTUNITY IS MADE AVAILABLE TO ALL INDIVIDUALS HAVING RECEIVED HEALTH CARE SERVICES WITHIN HUH ALL HUH EMPLOYEES IN BUSINESS OPERATIONS (I E PATIENT ACCESS, BILLING, CREDIT AND COLLECTIONS, CASH PROCESSING AND CUSTOMER SERVICE) ARE FULLY VERSED IN THE HUH'S UNCOMPENSATED CARE POLICY AND ITS APPLICATION IN ORDER TO DIRECT PATIENT INQUIRIES TO APPROPRIATE FACILITY REPRESENTATIVES HUH FINANCIAL COUNSELORS AND PATIENT ACCOUNTS CUSTOMER SERVICE OFFICES ARE RESPONSIBLE FOR DETERMINING A PATIENT'S ELIGIBILITY FOR DISCOUNTED DEBT OR CHARITY CARE/CHARITY CARE POLICY AND RESPONSIBLE FOR NOTIFYING PATIENTS IN WRITING OF THEIR ELIGIBILITY FOR FINANCIAL ASSISTANCE FINANCIAL COUNSELING IS PROVIDED TO PATIENTS ABOUT THEIR PAYMENT OBLIGATIONS AND HOSPITAL BILLS INFORMATION ON HOSPITAL-BASED FINANCIAL SUPPORT POLICIES AND EXTERNAL PROGRAMS THAT PROVIDE COVERAGE FOR SERVICES ARE MADE AVAILABLE TO PATIENTS DURING THE PRE-REGISTRATIONS AND REGISTRATION PROCESSES AND/OR THROUGH COMMUNICATIONS WITH PATIENTS SEEKING FINANCIAL ASSISTANCE IN THE EVENT THAT A PATIENT DOES NOT QUALIFY FOR MEDICAL ASSISTANCE UNDER STATE, DISTRICT OR FEDERAL PROGRAMS, A "PATIENT REQUEST FOR UNCOMPENSATED CARE" APPLICATION WILL BE PROVIDED TO THE PATIENT FOR COMPLETION AND SUBMISSION TO FINANCIAL COUNSELOR'S OFFICE IN ACCORDANCE WITH THE HOSPITAL'S UNCOMPENSATED CARE/CHARITY CARE POLICY HOWARD UNIVERSITY HOSPITAL IS COMMITTED TO PROVIDING, WITHIN THE LIMITS OF ITS RESOURCES, FINANCIAL ASSISTANCE FOR MEDICALLY NECESSARY SERVICES FOR PATIENTS WHO LACK THE MEANS TO PAY FOR SUCH SERVICES HOWARD UNIVERSITY HOSPITAL WILL PROVIDE ANNUALLY NO LESS THAN 3% OF ITS TOTAL OPERATING EXPENSES TO FINANCIAL ASSISTANCE PROGRAMS BY MEASURED COST THE BASIS FOR FINANCIAL ASSISTANCE WILL BE DETERMINED THROUGH A PATIENT'S SELF REPORTING WITH SUPPORTING DOCUMENTATION/ATTESTATION IN ACCORDANCE WITH THE FINANCIAL ASSISTANCE PROGRAM</p>

Identifier	ReturnReference	Explanation
		<p>PART VI, LINE 4 COMMUNITY INFORMATIONHUH LOCATED IN WASHINGTON, DC IS A NOT-FOR-PROFIT ACUTE CARE HOSPITAL THE HOSPITAL PROVIDES INPATIENT, OUTPATIENT, AND EMERGENCY HEALTH SERVICES FOR THE RESIDENTS OF THE DISTRICT OF COLUMBIA AND SURROUNDING STATES THE HOSPITAL'S PATIENT POPULATION IS OVERWHELMINGLY REPRESENTED BY MEDICAID, DC ALLIANCE (PROVIDES MEDICAL ASSISTANCE TO NEEDY DISTRICT RESIDENTS WHO ARE NOT ELIGIBLE FOR FEDERALLY-FINANCED MEDICAID BENEFITS), AND MEDICARE PATIENTS AS WELL AS INDIGENT AND UNINSURED PATIENTS HUH IS A LEVEL ONE (1)TRAUMA CENTER, ONE OF AMERICA'S BEST HOSPITALS, OFFERING THE MOST COMPREHENSIVE HEALTH CARE FACILITIES IN WASHINGTON, D C HUH SERVES THE WASHINGTON, DC POPULATION OF APPROXIMATELY 600,000 PEOPLE HUH IS A DISPROPORTIONATE SHARE HOSPITAL AND IN FY2009 OUR GENERAL ADMITTANCE PAYOR MIX FOR MEDICARE WAS 46% HOWARD UNIVERSITY COLLEGE OF MEDICINE IS THIRD AMONG AMERICA'S 141 MEDICAL SCHOOLS IN PRODUCING DOCTORS THAT MEET THE NATION'S NEW HEALTH CARE NEEDS THE MISSION OF HOWARD UNIVERSITY HOSPITAL IS THE PROVISION OF EXCELLENCE, SERVICE, EDUCATION AND RESEARCH IN AN ENVIRONMENT OF SAFETY IN FURTHERANCE OF ITS COMMITMENT TO EDUCATION, THE HOSPITAL MAINTAINS AN ENVIRONMENT THAT SUPPORTS THE TRAINING OF POSTGRADUATE TRAINEES, MEDICAL, DENTAL, NURSING AND OTHER STUDENTS BY HEALTH CARE PRACTITIONERS BETWEEN 2001 AND 2005, THE DISTRICT OF COLUMBIA RANKED 6TH HIGHEST IN THE NATION FOR CANCER DEATHS, THIRD HIGHEST IN THE NATION FOR COLORECTAL CANCER DEATHS, AND FIRST IN THE NATION FOR DEATHS DUE TO PROSTATE, CERVICAL, AND BREAST CANCERS HUH'S CANCER CENTER WAS ESTABLISHED IN ORDER TO SERVE MINORITIES AND UNDERSERVED POPULATIONS AND TO ADDRESS HEALTH DISPARITIES THUS, THE MISSION OF THE CANCER CENTER IS TO REDUCE THE BURDEN OF CANCER THROUGH RESEARCH, EDUCATION, AND SERVICE, WITH EMPHASIS ON THE UNIQUE ETHNIC AND CULTURAL ASPECTS OF MINORITY AND UNDERSERVED POPULATIONS THE CANCER CENTER, UNDER A GRANT FROM THE DISTRICT OF COLUMBIA DEPARTMENT OF HEALTH AND THE DC CANCER CONSORTIUM, OFFERS FREE COLON CANCER SCREENING TO DISTRICT OF COLUMBIA RESIDENTS BETWEEN THE AGES OF 50 AND 64 AT HOWARD UNIVERSITY HOSPITAL HOWARD UNIVERSITY'S CENTER FOR SICKLE CELL DISEASE (SCD) WAS FOUNDED BY THE LATE DR ROLAND B SCOTT IN 1971 TO ADDRESS THE NEEDS OF PATIENTS AND FAMILIES IN THE WASHINGTON METROPOLITAN AREA AFFECTED BY SCD THE CENTER IS COMMITTED TO A SIX-FOLD GOAL THAT INCLUDES COMPREHENSIVE MEDICAL CARE, RESEARCH, TESTING, EDUCATION, COUNSELING, AND COMMUNITY OUTREACH RECENTLY, THE CENTER HAS EXPANDED ITS CLINICAL RESEARCH PROGRAM AND DEVELOPED A COLLABORATIVE CONSORTIUM WITH CHILDREN'S NATIONAL MEDICAL CENTER (CNMC) AND IN WORKING TOGETHER WITH HOWARD UNIVERSITY HOSPITAL AND NIH, IS THE WASHINGTON AREA'S LEADING PROVIDER OF PATIENT SERVICES FOR SCD HOWARD UNIVERSITY CENTER FOR WELLNESS AND WEIGHT LOSS SURGERY, ACCREDITED AS A CENTER FOR EXCELLENCE BY THE BARIATRIC SURGERY CENTER NETWORK (BSCN) ACCREDITATION PROGRAM OF THE AMERICAN COLLEGE OF SURGEONS (ACS) PROVIDES A WELLNESS AND WEIGHT LOSS PROGRAM CUSTOMIZED TO FIT PATIENT'S NEEDS THE CENTER OFFERS BOTH SURGICAL AND MEDICAL WEIGHT LOSS SOLUTIONS AND THE PROPER TOOLS AND EMOTIONAL SUPPORT TO TRANSFORM A PATIENT'S HEALTH AND LIFE IN ADDITION, APPROXIMATELY 19% OF DC RESIDENTS ARE LIVING WITH DISABILITIES AND AT LEAST 3 PERCENT OF DISTRICT RESIDENTS HAVE HIV OR AIDS, A TOTAL THAT FAR SURPASSES THE 1 PERCENT THRESHOLD THAT CONSTITUTES A "GENERALIZED AND SEVERE" EPIDEMIC HUH OPERATES A COMMUNITY ADVISORY BOARD (CAB) AS A PART OF ITS HIV/AIDS PROGRAMS AND IS ALWAYS INTERESTED IN RECRUITING NEW MEMBERS WHO HAVE AN INTEREST IN HIV, AND HIV RESEARCH AND THE IMPACT OF THIS DISEASE IN WASHINGTON, DC AND ACROSS THE WORLD</p>

Identifier	ReturnReference	Explanation
		<p>PART VI, LINE 5 HUH IS A PRIVATE, NONPROFIT INSTITUTION AND ONE OF THE NATION'S ONLY TEACHING HOSPITALS LOCATED ON THE CAMPUS OF A HISTORICALLY BLACK UNIVERSITY IT OFFERS MEDICAL STUDENTS A SUPERIOR LEARNING ENVIRONMENT AND OPPORTUNITIES TO OBSERVE OR PARTICIPATE IN GROUND-BREAKING CLINICAL AND RESEARCH WORK WITH PROFESSIONALS WHO ARE CHANGING THE FACE OF HEALTH CARE HUH WAS ESTABLISHED ON THE BASIS OF BEING ABLE TO PROVIDE HEALTHCARE SERVICES TO THE UNDERSERVED BY PROVIDING A REFUGE WHERE EX-SLAVES RECEIVED THE MEDICAL CARE THEY WERE DENIED ELSEWHERE IN THIS REGARD, HOWARD UNIVERSITY AND HUH HAVE OFFERED THE FOLLOWING PROGRAMS DURING THE YEAR HOWARD UNIVERSITY COLLEGE OF MEDICINE-- PROVIDES STUDENTS OF HIGH ACADEMIC POTENTIAL WITH A MEDICAL EDUCATION OF EXCEPTIONAL QUALITY AND PREPARES PHYSICIANS AND OTHER HEALTH CARE PROFESSIONALS TO SERVE THE UNDERSERVED THE EMPHASIS IS ON DEVELOPING SKILLS AND HABITS OF LIFE-LONG LEARNING AND PRODUCING WORLD LEADERS IN MEDICINE THE COLLEGE LIVING ALUMNI, MORE THAN 4,000, ARE A TESTIMONY THAT AN EXCELLENT MEDICAL EDUCATION CAN BE OBTAINED AT HOWARD ALTHOUGH OPPORTUNITIES FOR MINORITY STUDENTS HAVE INCREASED AT OTHER MEDICAL SCHOOLS, THE COLLEGE UNIQUELY ADDRESSES THE SPECIAL HEALTH CARE NEEDS OF MEDICALLY UNDERSERVED COMMUNITIES AND CONTINUES TO PRODUCE A SIGNIFICANT NUMBER OF THE NATION'S MINORITY PHYSICIANS THE COLLEGE IS A PART OF HOWARD UNIVERSITY, A COMPREHENSIVE RESEARCH UNIVERSITY WHILE THE UNIVERSITY COMMUNITY HAS TRADITIONALLY BEEN PREDOMINANTLY BLACK, HOWARD HAS BEEN AN INTERRACIAL AND COSMOPOLITAN INSTITUTION THROUGHOUT ITS HISTORY, WITH STUDENTS, FACULTY AND STAFF OF ALL RACES AND FROM MANY FOREIGN NATIONS ALL MUST MEET THE HIGH STANDARDS OF EXCELLENCE OF HOWARD UNIVERSITY, WHICH HAS THE LARGEST CONCENTRATION OF BLACK FACULTY AND STUDENT SCHOLARS IN THE COUNTRY IN ADDITION TO THE COLLEGE OF MEDICINE, THE HOWARD UNIVERSITY HEALTH SCIENCES CENTER INCLUDES THE HOWARD UNIVERSITY HOSPITAL, THE COLLEGE OF DENTISTRY, THE COLLEGE OF PHARMACY, NURSING AND ALLIED HEALTH SCIENCES, THE LOUIS STOKES HEALTH SCIENCES LIBRARY, AND THE STUDENT HEALTH CENTER BREAD FOR THE CITY MEDICAL CLINIC - STUDENTS ASSIST THE CLINIC IN THE PROVISION OF FREE MEDICAL SERVICES FOR THE UNINSURED A FREE LEGAL CLINIC, FOOD AND CLOTHING SERVICES, AS WELL AS SOCIAL WORK SERVICES ARE ALSO AVAILABLE TO RESIDENTS AT THIS FACILITY COMMUNITY DENTISTRY PROGRAM - THIS DENTAL OUTREACH PROGRAM PROVIDES HEALTH EDUCATION AND DENTAL SCREENING FOR 6 TO 12 YEAR-OLD HOMELESS CHILDREN IN SHELTERS, HEALTH SCREENINGS AND DENTAL CARE FOR YOUNG CHILDREN IN HEAD START PROGRAMS AND THEIR PARENTS, TRAINING FOR NURSING HOME CAREGIVERS IN THE CARE OF THE DENTAL NEEDS OF ELDERS AND ASSESSMENTS OF DENTAL PROSTHESES, AND DENTAL SCREENINGS FOR MENTALLY ILL AND HANDICAPPED PATIENTS HIGH SCHOOL ENRICHMENT PROGRAM - THIS 6-WEEK PROGRAM IS INTENDED FOR HIGH SCHOOL STUDENTS WITH A STRONG INTEREST IN THE HEALTH PROFESSIONS PARTICIPANTS WILL OBTAIN INSTRUCTION IN SCIENCE, MATH, RESEARCH, WRITING, AND COLLEGE PREPARATION SKILLS RISING SENIORS WILL RESIDE ON CAMPUS AND RECEIVE STIPENDS, PROVIDED FUNDS ARE AVAILABLE MULTIDISCIPLINARY CENTER FOR GERONTOLOGY - THE CENTER SEEKS TO IMPROVE THE QUALITY OF LIFE FOR MINORITY SENIORS THROUGH RESEARCH, TRAINING AND EDUCATIONAL PROGRAMS FOR FACULTY, STUDENTS AND COMMUNITY RESIDENTS ESTABLISHED IN 1994 WITH A \$1 MILLION GRANT FROM THE US ADMINISTRATION ON AGING, THE CENTER IS CURRENTLY FUNDED PRIMARILY BY EXTERNAL GRANTS THE CENTER HAS CONTINUED TO DEVELOP AND PRODUCE POSITIVE OUTCOMES AND RESULTS IN THE FIELD OF GERONTOLOGY SPEECH AND HEARING CLINIC - THE SPEECH AND HEARING CLINIC PROVIDES COMPREHENSIVE RESEARCH-ORIENTED CLINICAL SERVICES TO INDIVIDUALS WHO REQUIRE SPEECH, LANGUAGE AND HEARING EVALUATIONS AND/OR TREATMENT BOARDER BABIES-- THE PROGRAM PROVIDES SUPPORT FOR BABIES AND CHILDREN FROM BIRTH TO 12 YEARS OLD, WHO HAVE BEEN ABANDONED AT HOWARD UNIVERSITY HOSPITAL, WERE ABUSED OR NEGLECTED AND ARE NOW IN FOSTER CARE OR ARE LIVING WITH GRANDPARENTS OR OTHER RELATIVES GRAND ROUNDS FOR COMMUNITY PHYSICIANS-- GRAND ROUNDS FOR COMMUNITY PHYSICIANS IS OPEN TO COMMUNITY PHYSICIANS AT NO CHARGE, AND AFFORDS THEM THE OPPORTUNITY TO EARN CATEGORY 1 CREDITS REQUIRED FOR RELICENSURE THE PROGRAM FOCUS IS ON IMPROVING PATIENT CARE AND OUTCOMES HEALTH FAIRS-- HEALTH FAIRS PROVIDE THE PUBLIC WITH HEALTHCARE INFORMATION AND SCREENING SERVICES IN A VARIETY OF VENUES HOWARD UNIVERSITY HOSPITAL HAS CO-SPONSORED SUCH FAIRS WITH THE COMMUNITY ORGANIZATIONS AND CHURCHES TOBACCO CONTROL PROGRAM-- THE MISSION OF THE TOBACCO CONTROL PROGRAM IS TO EDUCATE THE COMMUNITY ABOUT THE DANGERS OF TOBACCO PRODUCTS INFORMATION, SUPPORT, AND ASSISTANCE ARE PROVIDED TO SMOKERS WHO ARE TRYING TO QUIT THE PROGRAM ALSO SUPPORTS INITIATIVES TO PREVENT YOUTH SMOKING AND ADVOCACY CAMPAIGNS TO REDUCE TOBACCO USE AND EXPOSURE</p>

Identifier	ReturnReference	Explanation
REPORTS FILED WITH STATES	PART VI, LINE 7	DC

Schedule I
(Form 990)

Department of the Treasury
Internal Revenue Service

Name of the organization
THE HOWARD UNIVERSITY

Grants and Other Assistance to Organizations,
Governments and Individuals in the United States

Complete if the organization answered "Yes," to Form 990, Part IV, line 21 or 22.
▶ Attach to Form 990

OMB No 1545-0047

2011

Open to Public
Inspection

Employer identification number
53-0204707

Part I

General Information on Grants and Assistance

- 1

Does the organization maintain records to substantiate the amount of the grants or assistance, the grantees' eligibility for the grants or assistance, and the selection criteria used to award the grants or assistance?

☒ Yes ☐ No
- 2

Describe in Part IV the organization's procedures for monitoring the use of grant funds in the United States

Part II

Grants and Other Assistance to Governments and Organizations in the United States. Complete if the organization answered "Yes" to Form 990, Part IV, line 21 for any recipient that received more than \$5,000. Check this box if no one recipient received more than \$5,000. Use Part IV and Schedule I-1 (Form 990) if additional space is needed ▶ ☐

(a) Name and address of organization or government	(b) EIN	(c) IRC Code section if applicable	(d) Amount of cash grant	(e) Amount of non-cash assistance	(f) Method of valuation (book, FMV, appraisal, other)	(g) Description of non-cash assistance	(h) Purpose of grant or assistance
See Additional Data Table							

2

Enter total number of section 501(c)(3) and government organizations listed in the line 1 table ▶

3

Enter total number of other organizations listed in the line 1 table ▶

Part III

Grants and Other Assistance to Individuals in the United States. Complete if the organization answered "Yes" to Form 990, Part IV, line 22.
Use Schedule I-1 (Form 990) if additional space is needed.

(a)Type of grant or assistance	(b)Number of recipients	(c)Amount of cash grant	(d)Amount of non-cash assistance	(e)Method of valuation (book, FMV, appraisal, other)	(f)Description of non-cash assistance
(1) SCHOLARSHIPS	6100	75,949,363			

Part IV

Supplemental Information. Complete this part to provide the information required in Part I, line 2, and any other additional information.

Identifier	Return Reference	Explanation
PROCEDURE FOR MONITORING GRANTS IN THE U S	PART I, LINE 2	SCHEDULE I, PART I, LINE 2 MONITORING USE OF GRANT FUNDS IN THE UNITED STATES SCHOLARSHIP RECIPIENTS ARE REVIEWED TO ENSURE COMPLETION AND SATISFACTION OF THE SCHOLARSHIP CRITERIA SHOULD A RECIPIENT BE FOUND TO BE OUT OF COMPLIANCE, THEY WILL NO LONGER BE ELIGIBLE FOR FUTURE SCHOLARSHIPS

Software ID:
Software Version:
EIN: 53-0204707
Name: THE HOWARD UNIVERSITY

Form 990,Schedule I, Part II, Grants and Other Assistance to Governments and Organizations in the United States

(a) Name and address of organization or government	(b) EIN	(c) IRC Code section if applicable	(d) Amount of cash grant	(e) Amount of non-cash assistance	(f) Method of valuation (book, FMV , appraisal, other)	(g) Description of non-cash assistance	(h) Purpose of grant or assistance
ADA FOUNDATION 211 E CHICAGO AVE CHICAGO,IL 60611	36-6132046	501 (C) (3)	89,936				SUPPORT RESEARCH AND EDUCATION
ADHERE NETWORK 78 W 132ND STREET 3 NEW YORK,NY 10037	79-4174346		26,667				SUPPORT RESEARCH AND EDUCATION

Form 990, Schedule I, Part II, Grants and Other Assistance to Governments and Organizations in the United States

(a) Name and address of organization or government	(b) EIN	(c) IRC Code section if applicable	(d) Amount of cash grant	(e) Amount of non-cash assistance	(f) Method of valuation (book, FMV, appraisal, other)	(g) Description of non-cash assistance	(h) Purpose of grant or assistance
ANACOSTIA ECONOMIC DEVELOPMENT CORP1800 MARTIN LUTHER KING JR AVE SE WASHINGTON, DC 20020	52-0897780	501 (C) (3)	129,821				SUPPORT RESEARCH AND EDUCATION
ANITA GUTIERREZ 719 CAPITOL SQUARE PLACE SW WASHINGTON, DC 20024	52-5555736		1,884				SUPPORT RESEARCH AND EDUCATION

Form 990, Schedule I, Part II, Grants and Other Assistance to Governments and Organizations in the United States

(a) Name and address of organization or government	(b) EIN	(c) IRC Code section if applicable	(d) Amount of cash grant	(e) Amount of non-cash assistance	(f) Method of valuation (book, FMV, appraisal, other)	(g) Description of non-cash assistance	(h) Purpose of grant or assistance
AZIZA PRODUCTIONS1200 G ST NW SUITE 800 WASHINGTON, DC 20005	54-2051073		31,000				SUPPORT RESEARCH AND EDUCATION
BAYLOR COLLEGE OF MEDICINEONE BAYLOR PLAZA T100 MS BCM 203 HOUSTON, TX 770303411	74-1613878	501 (C) (3)	21,458				SUPPORT RESEARCH AND EDUCATION

Form 990, Schedule I, Part II, Grants and Other Assistance to Governments and Organizations in the United States

(a) Name and address of organization or government	(b) EIN	(c) IRC Code section if applicable	(d) Amount of cash grant	(e) Amount of non-cash assistance	(f) Method of valuation (book, FMV, appraisal, other)	(g) Description of non-cash assistance	(h) Purpose of grant or assistance
BLUE CHIP LLC 1700 ROCKVILLE PIKE ROCKVILLE, MD 20852	06-1752917		39,987				SUPPORT RESEARCH AND EDUCATION
BOWIE STATE UNIVERSITY14000 JERICHO PARK ROAD BOWIE, MD 207159465	52-6002033		30,637				SUPPORT RESEARCH AND EDUCATION

Form 990, Schedule I, Part II, Grants and Other Assistance to Governments and Organizations in the United States

(a) Name and address of organization or government	(b) EIN	(c) IRC Code section if applicable	(d) Amount of cash grant	(e) Amount of non-cash assistance	(f) Method of valuation (book, FMV, appraisal, other)	(g) Description of non-cash assistance	(h) Purpose of grant or assistance
BRYAN MILLS8934 CONTINENTAL PLACE LANDOVER, MD 20785	21-8117591		3,000				SUPPORT RESEARCH AND EDUCATION
CARNEGIE MELLON UNIVERSITY5000 FORBES AVE PITTSBURGH, PA 15213	25-0969449	501 (C) (3)	91,373				SUPPORT RESEARCH AND EDUCATION

Form 990,Schedule I, Part II, Grants and Other Assistance to Governments and Organizations in the United States

(a) Name and address of organization or government	(b) EIN	(c) IRC Code section if applicable	(d) Amount of cash grant	(e) Amount of non-cash assistance	(f) Method of valuation (book, FMV, appraisal, other)	(g) Description of non-cash assistance	(h) Purpose of grant or assistance
CARYN L SWIERZBIN1915 KALORAMA ROAD WASHINGTON, DC 20009	13-8782003		10,500				SUPPORT RESEARCH AND EDUCATION
CENTER FOR STRATEGIC HEALTH ALLIANCES 800 SOUTHERN AVE SE 116 WASHINGTON, DC 200324801	80-0651091	501 (C) (3)	67,685				SUPPORT RESEARCH AND EDUCATION

Form 990,Schedule I, Part II, Grants and Other Assistance to Governments and Organizations in the United States

(a) Name and address of organization or government	(b) EIN	(c) IRC Code section if applicable	(d) Amount of cash grant	(e) Amount of non-cash assistance	(f) Method of valuation (book, FMV, appraisal, other)	(g) Description of non-cash assistance	(h) Purpose of grant or assistance
CENTREMEGA CORPORATION1700 FRASER FIR COURT MITCHELLVILLE, MD 20721	26-0554492		113,000				SUPPORT RESEARCH AND EDUCATION
CHARLES R DREW UNIVERSITY OF MEDICINE1731 EAST 120TH STREET LOS ANGELES, CA 90059	95-6151774	501 (C) (3)	0				SUPPORT RESEARCH AND EDUCATION

Form 990, Schedule I, Part II, Grants and Other Assistance to Governments and Organizations in the United States

(a) Name and address of organization or government	(b) EIN	(c) IRC Code section if applicable	(d) Amount of cash grant	(e) Amount of non-cash assistance	(f) Method of valuation (book, FMV, appraisal, other)	(g) Description of non-cash assistance	(h) Purpose of grant or assistance
CHILDREN'S RESEARCH INSTITUTE111 MICHIGAN AVENUE NW WASHINGTON, DC 20010	52-1654453	501 (C) (3)	858,341				SUPPORT RESEARCH AND EDUCATION
COMMUNITY HEALTH PARTNERSHIP INC 6000 GEORGIA AVE NW WASHINGTON, DC 20011	16-1690461	501 (C) (3)	3,708				SUPPORT RESEARCH AND EDUCATION

Form 990, Schedule I, Part II, Grants and Other Assistance to Governments and Organizations in the United States

(a) Name and address of organization or government	(b) EIN	(c) IRC Code section if applicable	(d) Amount of cash grant	(e) Amount of non-cash assistance	(f) Method of valuation (book, FMV, appraisal, other)	(g) Description of non-cash assistance	(h) Purpose of grant or assistance
CULTURALLY RESPONSIVE EVALUATION STRATEGIES & TECHNOLOGIES 14900 WILLOW HILL LANE CHESTERFIELD, VA 23832	27-1066296		52,966				SUPPORT RESEARCH AND EDUCATION
DC CHAMBER OF COMMERCE 1213 K STREET NW WASHINGTON, DC 20005	23-7158230	501 (C) (6)	20,455				SUPPORT RESEARCH AND EDUCATION

Form 990, Schedule I, Part II, Grants and Other Assistance to Governments and Organizations in the United States

(a) Name and address of organization or government	(b) EIN	(c) IRC Code section if applicable	(d) Amount of cash grant	(e) Amount of non-cash assistance	(f) Method of valuation (book, FMV, appraisal, other)	(g) Description of non-cash assistance	(h) Purpose of grant or assistance
DC CHAMBER OF COMMERCE FOUNDATION506 9TH ST NW WASHINGTON, DC 20004	01-0588381	501 (C) (3)	47,897				SUPPORT RESEARCH AND EDUCATION
ECONOMIC POLICY INSTITUTE1333 H ST NW SUITE 300 EAST TOWER WASHINGTON, DC 20005	52-1368964	501 (C) (3)	82,514				SUPPORT RESEARCH AND EDUCATION

Form 990, Schedule I, Part II, Grants and Other Assistance to Governments and Organizations in the United States

(a) Name and address of organization or government	(b) EIN	(c) IRC Code section if applicable	(d) Amount of cash grant	(e) Amount of non-cash assistance	(f) Method of valuation (book, FMV, appraisal, other)	(g) Description of non-cash assistance	(h) Purpose of grant or assistance
EMERGENCE COMMUNITY ARTS COLLECTIVE733 EUCLID STREET NW WASHINGTON, DC 20001	06- 1687385	501 (C) (3)	4,812				SUPPORT RESEARCH AND EDUCATION
ENVIRONMENT RATING SCALES INSTITUTE INC711 GREENWOOD ROAD CHAPEL HILL, NC 27514	20- 0727268		33,029				SUPPORT RESEARCH AND EDUCATION

Form 990, Schedule I, Part II, Grants and Other Assistance to Governments and Organizations in the United States

(a) Name and address of organization or government	(b) EIN	(c) IRC Code section if applicable	(d) Amount of cash grant	(e) Amount of non-cash assistance	(f) Method of valuation (book, FMV, appraisal, other)	(g) Description of non-cash assistance	(h) Purpose of grant or assistance
ETHIOPIAN COMMUNITY DEVELOPMENT COUNCIL901 SOUTH HIGHLAND STREET ARLINGTON, VA 22204	52-1308986	501 (C) (3)	2,652				SUPPORT RESEARCH AND EDUCATION
GEORGE MASON UNIVERSITY4400 UNIVERSITY DRIVE FAIRFAX, VA 22030	54-0836354		89,206				SUPPORT RESEARCH AND EDUCATION

Form 990,Schedule I, Part II, Grants and Other Assistance to Governments and Organizations in the United States

(a) Name and address of organization or government	(b) EIN	(c) IRC Code section if applicable	(d) Amount of cash grant	(e) Amount of non-cash assistance	(f) Method of valuation (book, FMV, appraisal, other)	(g) Description of non-cash assistance	(h) Purpose of grant or assistance
GEORGETOWN UNIVERSITY3300 WHITEHAVEN ST NW HARRIS BLDG STE 1100 WASHINGTON, DC 20007	53-0196603	501 (C) (3)	76,936				SUPPORT RESEARCH AND EDUCATION
H MICHAEL MOGIL CCM1104 6TH ST S NAPLES, FL 34102	10-0369993		103,235				SUPPORT RESEARCH AND EDUCATION

Form 990,Schedule I, Part II, Grants and Other Assistance to Governments and Organizations in the United States

(a) Name and address of organization or government	(b) EIN	(c) IRC Code section if applicable	(d) Amount of cash grant	(e) Amount of non-cash assistance	(f) Method of valuation (book, FMV, appraisal, other)	(g) Description of non-cash assistance	(h) Purpose of grant or assistance
HAMPTON UNIVERSITY114 WIGMAN BUILDING HAMPTON,VA 23668	54-0505990	501 (C) (3)	129,855				SUPPORT RESEARCH AND EDUCATION
JACKSON STATE UNIVERSITY1400 JR LYNCH STREET JACKSON,MS 39217	64-6000507		131,664				SUPPORT RESEARCH AND EDUCATION

Form 990, Schedule I, Part II, Grants and Other Assistance to Governments and Organizations in the United States

(a) Name and address of organization or government	(b) EIN	(c) IRC Code section if applicable	(d) Amount of cash grant	(e) Amount of non-cash assistance	(f) Method of valuation (book, FMV, appraisal, other)	(g) Description of non-cash assistance	(h) Purpose of grant or assistance
JOHNS HOPKINS UNIVERSITY12529 COLLECTIONS CENTER DRIVE CHICAGO, IL 60693	52-0595110	501 (C) (3)	503,763				SUPPORT RESEARCH AND EDUCATION
LATANYA JUNIOR 1651 N PORTAL DRIVE NW WASHINGTON, DC 20012	35-8527729		75,360				SUPPORT RESEARCH AND EDUCATION

Form 990, Schedule I, Part II, Grants and Other Assistance to Governments and Organizations in the United States

(a) Name and address of organization or government	(b) EIN	(c) IRC Code section if applicable	(d) Amount of cash grant	(e) Amount of non-cash assistance	(f) Method of valuation (book, FMV, appraisal, other)	(g) Description of non-cash assistance	(h) Purpose of grant or assistance
LIFESTAR RESPONSE OF MARYLAND INCPO BOX 827284 PHILADELPHIA, PA 191827284	11- 3436030		675				SUPPORT RESEARCH AND EDUCATION
LTG ASSOCIATES 875 E CANAL DRIVE TURLOCK, CA 95380	95- 3936812		57,358				SUPPORT RESEARCH AND EDUCATION

Form 990, Schedule I, Part II, Grants and Other Assistance to Governments and Organizations in the United States

(a) Name and address of organization or government	(b) EIN	(c) IRC Code section if applicable	(d) Amount of cash grant	(e) Amount of non-cash assistance	(f) Method of valuation (book, FMV, appraisal, other)	(g) Description of non-cash assistance	(h) Purpose of grant or assistance
MARSHA MCLEAN 500 RYANS RUN NEWPORT NEWS, VA 23608	23-8029493		84,566				SUPPORT RESEARCH AND EDUCATION
MASSAH BUNDU 5608 NEWTON STREET HYATTSVILLE, MD 20784	57-8081445		28,080				SUPPORT RESEARCH AND EDUCATION

Form 990,Schedule I, Part II, Grants and Other Assistance to Governments and Organizations in the United States

(a) Name and address of organization or government	(b) EIN	(c) IRC Code section if applicable	(d) Amount of cash grant	(e) Amount of non-cash assistance	(f) Method of valuation (book, FMV, appraisal, other)	(g) Description of non-cash assistance	(h) Purpose of grant or assistance
MORGAN STATE UNIVERSITY1700 E COLD SPRING LANE BALTIMORE, MD 21251	52-6002033		141,288				SUPPORT RESEARCH AND EDUCATION
NATIONAL BLACK PROGRAMMING CONSORTIUM68 E 131ST ST FL 7 NEW YORK, NY 10037	31-1335950	501 (C) (3)	31,944				SUPPORT RESEARCH AND EDUCATION

Form 990, Schedule I, Part II, Grants and Other Assistance to Governments and Organizations in the United States

(a) Name and address of organization or government	(b) EIN	(c) IRC Code section if applicable	(d) Amount of cash grant	(e) Amount of non-cash assistance	(f) Method of valuation (book, FMV, appraisal, other)	(g) Description of non-cash assistance	(h) Purpose of grant or assistance
NEW YORK UNIVERSITY726 BROADWAY - NINTH FLOOR NEW YORK, NY 10003	13-5562308	501 (C) (3)	67,488				SUPPORT RESEARCH AND EDUCATION
NORFOLK STATE UNIVERSITY700 PARK AVENUE NORFOLK, VA 23504	54-6002808		54,146				SUPPORT RESEARCH AND EDUCATION

Form 990, Schedule I, Part II, Grants and Other Assistance to Governments and Organizations in the United States

(a) Name and address of organization or government	(b) EIN	(c) IRC Code section if applicable	(d) Amount of cash grant	(e) Amount of non-cash assistance	(f) Method of valuation (book, FMV, appraisal, other)	(g) Description of non-cash assistance	(h) Purpose of grant or assistance
NUEVA VIDA INCORPORATED 2000 P ST WASHINGTON, DC 20036	54- 1943145	501 (C) (3)	5,000				SUPPORT RESEARCH AND EDUCATION
PENNSYLVANIA STATE UNIVERSITY 820 NORTH UNIVERSITY PRESS UNIVERSITY PARK, PA 16802	24- 6000376		75,000				SUPPORT RESEARCH AND EDUCATION

Form 990, Schedule I, Part II, Grants and Other Assistance to Governments and Organizations in the United States

(a) Name and address of organization or government	(b) EIN	(c) IRC Code section if applicable	(d) Amount of cash grant	(e) Amount of non-cash assistance	(f) Method of valuation (book, FMV, appraisal, other)	(g) Description of non-cash assistance	(h) Purpose of grant or assistance
PRECISION SYSTEMS INC2713 NEWLANDS STREET NW WASHINGTON, DC 20015	52-1902336		40,527				SUPPORT RESEARCH AND EDUCATION
PRINCE GEORGES COMMUNITY COLLEGE301 LARGO ROAD LARGO, MD 207742199	23-7011243		27,292				SUPPORT RESEARCH AND EDUCATION

Form 990,Schedule I, Part II, Grants and Other Assistance to Governments and Organizations in the United States

(a) Name and address of organization or government	(b) EIN	(c) IRC Code section if applicable	(d) Amount of cash grant	(e) Amount of non-cash assistance	(f) Method of valuation (book, FMV, appraisal, other)	(g) Description of non-cash assistance	(h) Purpose of grant or assistance
QPR INSTITUTEPO BOX 2867 SPOKANE, WA 99220	91- 1957678		14,925				SUPPORT RESEARCH AND EDUCATION
RICARDO FORNO 2355 6TH STREET NW 105 WASHINGTON, DC 20059	21- 8759419		3,824				SUPPORT RESEARCH AND EDUCATION

Form 990,Schedule I, Part II, Grants and Other Assistance to Governments and Organizations in the United States

(a) Name and address of organization or government	(b) EIN	(c) IRC Code section if applicable	(d) Amount of cash grant	(e) Amount of non-cash assistance	(f) Method of valuation (book, FMV, appraisal, other)	(g) Description of non-cash assistance	(h) Purpose of grant or assistance
SHAW MAIN STREETS1426 9TH ST NW WASHINGTON,DC 20001	16- 1665834	501 (C) (3)	30,000				SUPPORT RESEARCH AND EDUCATION
SIEMENS CORPORATION755 COLLEGE ROAD EAST PRINCETON,NJ 08540	13- 2623356		131,669				SUPPORT RESEARCH AND EDUCATION

Form 990, Schedule I, Part II, Grants and Other Assistance to Governments and Organizations in the United States

(a) Name and address of organization or government	(b) EIN	(c) IRC Code section if applicable	(d) Amount of cash grant	(e) Amount of non-cash assistance	(f) Method of valuation (book, FMV, appraisal, other)	(g) Description of non-cash assistance	(h) Purpose of grant or assistance
THE BROWN WYNN AGENCY LLC800 PALISADE AVENUE FORT LEE, NJ 07024	26-0586030		36,000				SUPPORT RESEARCH AND EDUCATION
THE RESEARCH FOUNDATION OF SUNY PRESS1400 WASHINGTON AVE MSC 312 ALBANY, NY 12222	14-1368361	501 (C) (3)	172,810				SUPPORT RESEARCH AND EDUCATION

Form 990, Schedule I, Part II, Grants and Other Assistance to Governments and Organizations in the United States

(a) Name and address of organization or government	(b) EIN	(c) IRC Code section if applicable	(d) Amount of cash grant	(e) Amount of non-cash assistance	(f) Method of valuation (book, FMV, appraisal, other)	(g) Description of non-cash assistance	(h) Purpose of grant or assistance
UNITED MEDICAL CENTER FOUNDATION1310 SOUTHERN AVE SE WASHINGTON, DC 20032	26-3390159	501 (C) (3)	119,999				SUPPORT RESEARCH AND EDUCATION
UNIVERSITY OF CALIFORNIA LOS ANGELES11000 KINROSS AVE SUITE 211 LOS ANGELES, CA 90095	95-6006143		18,903				SUPPORT RESEARCH AND EDUCATION

Form 990, Schedule I, Part II, Grants and Other Assistance to Governments and Organizations in the United States

(a) Name and address of organization or government	(b) EIN	(c) IRC Code section if applicable	(d) Amount of cash grant	(e) Amount of non-cash assistance	(f) Method of valuation (book, FMV, appraisal, other)	(g) Description of non-cash assistance	(h) Purpose of grant or assistance
UNIVERSITY OF DISTRICT OF COLUMBIA4200 CONNECTICUT AVE NW BLDG 38 WASHINGTON, DC 200081122	53-6001131		74,410				SUPPORT RESEARCH AND EDUCATION
UNIVERSITY OF FLORIDAPO BOX 113001 GAINSVILLE, FL 326116005	59-6002052		82,090				SUPPORT RESEARCH AND EDUCATION

Form 990,Schedule I, Part II, Grants and Other Assistance to Governments and Organizations in the United States

(a) Name and address of organization or government	(b) EIN	(c) IRC Code section if applicable	(d) Amount of cash grant	(e) Amount of non-cash assistance	(f) Method of valuation (book, FMV, appraisal, other)	(g) Description of non-cash assistance	(h) Purpose of grant or assistance
UNIVERSITY OF ILLINOIS1901 SOUTH FIRST STREET SUITE A MC-685 CHAMPAIGN, IL 618207406	37-6000511		78,520				SUPPORT RESEARCH AND EDUCATION
UNIVERSITY OF MARYLAND620 W LEXINGTON STREET 4TH FLOOR BALTIMORE, MD 21201	52-6002033		17,550				SUPPORT RESEARCH AND EDUCATION

Form 990, Schedule I, Part II, Grants and Other Assistance to Governments and Organizations in the United States

(a) Name and address of organization or government	(b) EIN	(c) IRC Code section if applicable	(d) Amount of cash grant	(e) Amount of non-cash assistance	(f) Method of valuation (book, FMV, appraisal, other)	(g) Description of non-cash assistance	(h) Purpose of grant or assistance
UNIVERSITY OF PUERTO RICO AT MAYAGUEZPO BOX 9001 MAYAGUEZ, PR 006819001	66-0433767		290,333				SUPPORT RESEARCH AND EDUCATION
UNIVERSITY OF TEXAS AT EL PASO 500 W UNIVERSITY AVE EL PASO, TX 799680506	74-6000813		187,019				SUPPORT RESEARCH AND EDUCATION

Form 990, Schedule I, Part II, Grants and Other Assistance to Governments and Organizations in the United States

(a) Name and address of organization or government	(b) EIN	(c) IRC Code section if applicable	(d) Amount of cash grant	(e) Amount of non-cash assistance	(f) Method of valuation (book, FMV, appraisal, other)	(g) Description of non-cash assistance	(h) Purpose of grant or assistance
UNIVERSITY OF TEXAS PAN AMERICAN FOUNDATION1201 W UNIVERSITY DR ITT1210 EDINBURG, TX 78539	74-2246970	501 (C) (3)	20,640				SUPPORT RESEARCH AND EDUCATION
VANDERBILT UNIVERSITY CONTRACT AND GRANT ACCOUNTING NASHVILLE, TN 37235	62-0476822	501 (C) (3)	32,780				SUPPORT RESEARCH AND EDUCATION

Form 990,Schedule I, Part II, Grants and Other Assistance to Governments and Organizations in the United States

(a) Name and address of organization or government	(b) EIN	(c) IRC Code section if applicable	(d) Amount of cash grant	(e) Amount of non-cash assistance	(f) Method of valuation (book, FMV, appraisal, other)	(g) Description of non-cash assistance	(h) Purpose of grant or assistance
VIRGINIA STATE UNIVERSITYOFFICE OF CASH INVESTMENTS 1 HAYDEN DR PETERSBURG,VA 23806	54-6001811		5,042				SUPPORT RESEARCH AND EDUCATION
WETA2775 S QUINCY STREET ARLINGTON,VA 22206	53-0242992	501 (C) (3)	15,064				SUPPORT RESEARCH AND EDUCATION

Schedule J
(Form 990)

Department of the Treasury
Internal Revenue Service

Compensation Information

For certain Officers, Directors, Trustees, Key Employees, and Highest Compensated Employees

▶ Complete if the organization answered "Yes" to Form 990, Part IV, question 23.

▶ Attach to Form 990. ▶ See separate instructions.

OMB No 1545-0047

2011

Open to Public Inspection

Name of the organization
THE HOWARD UNIVERSITY

Employer identification number
53-0204707

Part I

Questions Regarding Compensation

		Yes	No
1a	Check the appropriate box(es) if the organization provided any of the following to or for a person listed in Form 990, Part VII, Section A, line 1a Complete Part III to provide any relevant information regarding these items		
	<div><div><input type="checkbox"/> First-class or charter travel</div><div><input checked="" type="checkbox"/> Housing allowance or residence for personal use</div><div><input type="checkbox"/> Travel for companions</div><div><input type="checkbox"/> Payments for business use of personal residence</div><div><input type="checkbox"/> Tax idemnification and gross-up payments</div><div><input checked="" type="checkbox"/> Health or social club dues or initiation fees</div><div><input type="checkbox"/> Discretionary spending account</div><div><input type="checkbox"/> Personal services (e g , maid, chauffeur, chef)</div></div>		
b	If any of the boxes in line 1a are checked, did the organization follow a written policy regarding payment or reimbursement or provision of all the expenses described above? If "No," complete Part III to explain	1b	Yes
2	Did the organization require substantiation prior to reimbursing or allowing expenses incurred by all officers, directors, trustees, and the CEO/Executive Director, regarding the items checked in line 1a?	2	Yes
3	Indicate which, if any, of the following the organization uses to establish the compensation of the organization's CEO/Executive Director Check all that apply		
	<div><div><input checked="" type="checkbox"/> Compensation committee</div><div><input checked="" type="checkbox"/> Written employment contract</div><div><input checked="" type="checkbox"/> Independent compensation consultant</div><div><input checked="" type="checkbox"/> Compensation survey or study</div><div><input type="checkbox"/> Form 990 of other organizations</div><div><input checked="" type="checkbox"/> Approval by the board or compensation committee</div></div>		
4	During the year, did any person listed in Form 990, Part VII, Section A, line 1a with respect to the filing organization or a related organization		
a	Receive a severance payment or change-of-control payment?	4a	Yes
b	Participate in, or receive payment from, a supplemental nonqualified retirement plan?	4b	Yes
c	Participate in, or receive payment from, an equity-based compensation arrangement?	4c	No
	If "Yes" to any of lines 4a-c, list the persons and provide the applicable amounts for each item in Part III		
	Only 501(c)(3) and 501(c)(4) organizations only must complete lines 5-9.		
5	For persons listed in form 990, Part VII, Section A, line 1a, did the organization pay or accrue any compensation contingent on the revenues of		
a	The organization?	5a	No
b	Any related organization?	5b	No
	If "Yes," to line 5a or 5b, describe in Part III		
6	For persons listed in form 990, Part VII, Section A, line 1a, did the organization pay or accrue any compensation contingent on the net earnings of		
a	The organization?	6a	No
b	Any related organization?	6b	No
	If "Yes," to line 6a or 6b, describe in Part III		
7	For persons listed in Form 990, Part VII, Section A, line 1a, did the organization provide any non-fixed payments not described in lines 5 and 6? If "Yes," describe in Part III	7	No
8	Were any amounts reported in Form 990, Part VII, paid or accrued pursuant to a contract that was subject to the initial contract exception described in Regs section 53.4958-4(a)(3)? If "Yes," describe in Part III	8	No
9	If "Yes" to line 8, did the organization also follow the rebuttable presumption procedure described in Regulations section 53.4958-6(c)?	9	

For each individual whose compensation must be reported in Schedule J, report compensation from the organization on row (i) and from related organizations, described in the instructions on row (ii). Do not list any individuals that are not listed on Form 990, Part VII.

[illegible]

Part III

Supplemental Information

Complete this part to provide the information, explanation, or descriptions required for Part I, lines 1a, 1b, 4c, 5a, 5b, 6a, 6b, 7, and 8. Also complete this part for any additional information.

Identifier	Return Reference	Explanation
	PART I, LINE 1A	SCHEDULE J QUESTIONS REGARDING COMPENSATION. HOUSING ALLOWANCES/RESIDENCE FOR PERSONAL USE. HOWARD UNIVERSITY PROVIDES A HOME TO THE UNIVERSITY PRESIDENT AS A CONDITION OF EMPLOYMENT AND FOR THE CONVENIENCE OF THE UNIVERSITY. THE UNIVERSITY ALLOCATES RESOURCES TO MAINTAIN THE RESIDENCE IN GOOD REPAIR. THESE INCLUDE: (1) ALL UTILITIES, TELEPHONE, CABLE TELEVISION, HIGH SPEED AND WIRELESS INTERNET, (2) SERVICE AND MAINTANENCE OF THE STRUCTURE AND GROUNDS, (3) UNIVERSITY-OWNED FURNISHINGS AND FURNITURE TO SUPPLEMENT PRESIDENT RIBEAU'S PERSONAL FURNISHINGS AND FURNITURE, AND (4) PERIODIC HOUSEKEEPING SERVICES AND CATERING FOR UNIVERSITY-RELATED BUSINESS AND ENTERTAINMENT. THE USE OF THIS RESIDENCE WAS NOT INCLUDED IN THE PRESIDENT'S FORM W-2. THE FAIR MARKET VALUE OF THE ANNUAL RENT (IN THE AMOUNT OF \$95,000) HAS BEEN INCLUDED AS A NON-TAXABLE BENEFIT FOR SCHEDULE J PURPOSES. HEALTH OR SOCIAL CLUB DUES. THE UNIVERSITY PAID OR REIMBURSED THE PRESIDENT FOR THE DUES AND NORMAL PERIODIC ASSESSMENTS INCURRED FOR MEMBERSHIP FOR TWO CLUBS. THE USE OF THE MEMBERSHIP IN THE BUSINESS CLUBS IS LIMITED TO UNIVERSITY BUSINESS. THIS WAS NOT REPORTED ON THE PRESIDENT'S FORM W-2. PERSONAL SERVICES. AN AUTOMOBILE (ALONG WITH DRIVER) ARE PROVIDED TO THE PRESIDENT BY THE UNIVERSITY AS NEEDED FOR UNIVERSITY-RELATED BUSINESS. THESE SERVICES ARE FOR BUSINESS PURPOSES ONLY, AND AS SUCH, HAVE NOT BEEN INCLUDED IN THE PRESIDENT'S FORM W-2. SCHEDULE J, PART I, LINE 4A SEVERANCE OR CHANGE OF CONTROL PAYMENTS. DURING THE YEAR ENDED JUNE 30, 2012, THE FOLLOWING INDIVIDUAL LISTED ON PART VII RECEIVED SEVERANCE PAYMENTS: EVE HIGGINBOTHAM \$133,333. SCHEDULE J, PART I, LINE 4B SUPPLEMENTAL NONQUALIFIED RETIREMENT PLAN. THE UNIVERSITY FUNDS A NON-QUALIFIED DEFERRED COMPENSATION PLAN FOR DR. RIBEAUX IN THE AMOUNT OF \$70,000 ANNUALLY PLUS SIX PERCENT INTEREST. AMOUNT FUNDED PLUS INTEREST FOR THE YEAR ENDED JUNE 30, 2012 TOTALLED \$74,199.

Software ID:
Software Version:
EIN: 53-0204707
Name: THE HOWARD UNIVERSITY

Form 990, Schedule J, Part II - Officers, Directors, Trustees, Key Employees, and Highest Compensated Employees

(A) Name		(B) Breakdown of W-2 and/or 1099-MISC compensation			(C) Deferred compensation	(D) Nontaxable benefits	(E) Total of columns (B)(i)-(D)	(F) Compensation reported in prior Form 990 or Form 990-EZ
		(i) Base Compensation	(ii) Bonus & incentive compensation	(iii) Other compensation				
SIDNEY A RIBEAU PHD	(i) (ii)	610,105 0	0 0	22,000 0	19,600 0	107,635 0	759,340 0	0 0
ARTIS HAMPSHIRE-COWAN ESQ	(i) (ii)	227,699 0	23,968 0	22,000 0	19,699 0	4,132 0	297,498 0	0 0
BARBARA GRIFFIN PHD	(i) (ii)	160,064 0	0 0	22,000 0	14,804 0	11,327 0	208,195 0	0 0
EVE HIGGINBOTHAM MD	(i) (ii)	606,739 0	0 0	155,333 0	18,000 0	11,565 0	791,637 0	0 0
FLORENCE BONNER PHD	(i) (ii)	227,817 0	0 0	22,000 0	19,644 0	6,512 0	275,973 0	0 0
HASSAN MINOR PHD	(i) (ii)	274,339 0	0 0	22,000 0	19,600 0	6,874 0	322,813 0	0 0
JAMES H WYCHE PHD	(i) (ii)	343,205 0	20,000 0	22,000 0	19,600 0	12,473 0	417,278 0	0 0
LASALLE LEFFALL MD	(i) (ii)	333,963 0	0 0	0 0	14,700 0	10,593 0	359,256 0	0 0
MR JAMES JONES	(i) (ii)	217,704 0	30,818 0	22,000 0	19,154 0	7,974 0	297,650 0	0 0
MR TROY STOVALL	(i) (ii)	276,644 0	36,000 0	16,500 0	19,600 0	10,288 0	359,032 0	0 0
MRS NESTA BERNARD	(i) (ii)	219,259 0	17,500 0	1,338 0	14,493 0	11,490 0	264,080 0	0 0
NORMA LEFTWICH ESQ	(i) (ii)	255,846 0	0 0	14,959 0	19,967 0	11,293 0	302,065 0	0 0
WAYNE FREDERICK MD	(i) (ii)	724,885 0	122,930 0	16,500 0	19,600 0	12,635 0	896,550 0	0 0
H PATRICK SWYGERT ESQ	(i) (ii)	167,095 0	0 0	6,844 0	13,953 0	5,706 0	193,598 0	0 0
OLIVER G MCGEE PHD	(i) (ii)	275,522 0	0 0	0 0	11,068 0	5,746 0	292,336 0	0 0
ANDRE J DUERINCKX MD	(i) (ii)	477,060 0	0 0	20,000 0	0 0	4,709 0	501,769 0	0 0
DAMIREZ FOSSETT MD	(i) (ii)	484,577 0	0 0	9,955 0	19,600 0	11,102 0	525,234 0	0 0
EDWARD CORNWELL III MD	(i) (ii)	718,591 0	0 0	22,000 0	19,600 0	13,172 0	773,363 0	0 0

Form 990, Schedule J, Part II - Officers, Directors, Trustees, Key Employees, and Highest Compensated Employees

(A) Name		(B) Breakdown of W-2 and/or 1099-MISC compensation			(C) Deferred compensation	(D) Nontaxable benefits	(E) Total of columns (B)(i)-(D)	(F) Compensation reported in prior Form 990 or Form 990-EZ
		(i) Base Compensation	(ii) Bonus & incentive compensation	(iii) Other compensation				
JOHN T HEBERT MD	(i)	528,917	0	16,500	0	7,286	552,703	0
	(ii)	0	0	0	0	0	0	0
OSCAR STREETER MD	(i)	503,278	0	22,000	19,600	13,154	558,032	0
	(ii)	0	0	0	0	0	0	0

Schedule K
(Form 990)

Department of the Treasury
Internal Revenue Service

Supplemental Information on Tax Exempt Bonds

▶ Complete if the organization answered "Yes" to Form 990, Part IV, line 24a. Provide descriptions, explanations, and any additional information in Schedule O (Form 990).
▶ Attach to Form 990. ▶ See separate instructions.

OMB No 1545-0047

2011

Open to Public Inspection

Name of the organization
THE HOWARD UNIVERSITY

Employer identification number
53-0204707

Part I

Bond Issues

(a) Issuer Name	(b) Issuer EIN	(c) CUSIP #	(d) Date Issued	(e) Issue Price	(f) Description of Purpose	(g) Defeased		(h) On Behalf of Issuer		(i) Pool financing	
						Yes	No	Yes	No	Yes	No
A DISTRICT OF COLUMBIA	53-6001131	254839L35	07-27-2006	97,665,000	FINANCE BUILDING RENOVATIONS AND REFUNDING OUTSTANDING DEBT	X			X		X
B DISTRICT OF COLUMBIA	53-6001131		08-26-2010	10,400,000	FINANCE AND REFINANCE THE COST OF CERTAIN EQUIPMENT		X		X		X
C DISTRICT OF COLUMBIA	53-6001131	25483VDK7	04-27-2011	220,245,253	REFUND 1998 & 2006 OUTSTANDING DEBT AND FINANCE NEW MONEY PROJECTS		X		X		X

Part II

Proceeds

		A		B		C		D	
1	Amount of bonds retired	37,825,000		236,030					
2	Amount of bonds defeased	29,395,000							
3	Total proceeds of issue			2,375,304		169,163,175			
4	Gross proceeds in reserve funds					9,738,259			
5	Capitalized interest from proceeds								
6	Proceeds in refunding escrow					43,301,030			
7	Issuance costs from proceeds			196,236		3,650,659			
8	Credit enhancement from proceeds								
9	Working capital expenditures from proceeds								
10	Capital expenditures from proceeds			10,400,000		28,916,571			
11	Other spent proceeds								
12	Other unspent proceeds					87,207,014			
13	Year of substantial completion								
		Yes	No	Yes	No	Yes	No	Yes	No
14	Were the bonds issued as part of a current refunding issue?	X			X	X			
15	Were the bonds issued as part of an advance refunding issue?		X		X	X			
16	Has the final allocation of proceeds been made?	X		X			X		
17	Does the organization maintain adequate books and records to support the final allocation of proceeds?	X		X			X		

Part III

Private Business Use

		A		B		C		D	
		Yes	No	Yes	No	Yes	No	Yes	No
1	Was the organization a partner in a partnership, or a member of an LLC, which owned property financed by tax-exempt bonds?		X		X		X		
2	Are there any lease arrangements that may result in private business use of bond-financed property?		X		X	X			

Part III

Private Business Use (Continued)

		A		B		C		D	
		Yes	No	Yes	No	Yes	No	Yes	No
3a	Are there any management or service contracts that may result in private business use?		X	X			X		
b	If 'Yes' to line 3a, does the organization routinely engage bond counsel or other outside counsel to review any management or service contracts relating to the financed property?			X					
c	Are there any research agreements that may result in private business use of bond-financed property?		X	X			X		
d	If 'Yes' to line 3c, does the organization routinely engage bond counsel or other outside counsel to review any research agreements relating to the financed property?			X					
4	Enter the percentage of financed property used in a private business use by entities other than a section 501(c)(3) organization or a state or local government			1 300 %					
5	Enter the percentage of financed property used in a private business use as a result of unrelated trade or business activity carried on by your organization, another section 501(c)(3) organization, or a state or local government								
6	Total of lines 4 and 5			1 300 %					
7	Has the organization adopted management practices and procedures to ensure the post-issuance compliance of its tax-exempt bond liabilities?	X		X		X			

Part IV

Arbitrage

		A		B		C		D	
		Yes	No	Yes	No	Yes	No	Yes	No
1	Has a Form 8038-T, Arbitrage Rebate, Yield Reduction and Penalty in Lieu of Arbitrage Rebate, been filed with respect to the bond issue?		X		X		X		
2	Is the bond issue a variable rate issue?	X			X	X			
3a	Has the organization or the governmental issuer entered into a hedge with respect to the bond issue?		X		X		X		
b	Name of provider								
c	Term of hedge								
d	Was the hedge superintegrated?								
e	Was a hedge terminated?								
4a	Were gross proceeds invested in a GIC?	X			X		X		
b	Name of provider	MORGAN STANLEY							
c	Term of GIC	2 000000000000							
d	Was the regulatory safe harbor for establishing the fair market value of the GIC satisfied?	X							
5	Were any gross proceeds invested beyond an available temporary period?		X		X		X		
6	Did the bond issue qualify for an exception to rebate?		X		X		X		

Part V

Procedures To Undertake Corrective Action

Check the box if the organization established written procedures to ensure that violations of federal tax requirements are timely identified and corrected through the voluntary closing agreement program if self-remediation is not available under applicable regulations ☒ Yes ☐ No

Part VI

Supplemental Information

Complete this part to provide additional information for responses to questions on Schedule K (see instructions)

Identifier	Return Reference	Explanation
PART II LINE 10		PROCEEDS OF \$10,400,000 WERE USED TO PURCHASE EQUIPMENT AND PAYOFF BRIDGE LOAN
PART II #4C & 6C		PROCEEDS OF \$53,039,289 WERE USED TO FINANCE RESERVE FUND AND ESCROW REDEMPTIONS

Schedule L
(Form 990 or 990-EZ)

Department of the Treasury
Internal Revenue Service

Transactions with Interested Persons

▶ Complete if the organization answered
"Yes" on Form 990, Part IV, lines 25a, 25b, 26, 27, 28a, 28b, or 28c,
or Form 990-EZ, Part V lines 38a or 40b.
▶ Attach to Form 990 or Form 990-EZ. ▶ See separate instructions.

OMB No 1545-0047

2011

Open to Public Inspection

Name of the organization THE HOWARD UNIVERSITY	Employer identification number 53-0204707
---	--

Part I Excess Benefit Transactions (section 501(c)(3) and section 501 (c)(4) organizations only).

Complete if the organization answered "Yes" on Form 990, Part IV, line 25a or 25b, or Form 990-EZ, Part V, line 40b

1	(a) Name of disqualified person	(b) Description of transaction	(c) Corrected?	
			Yes	No

2 Enter the amount of tax imposed on the organization managers or disqualified persons during the year under section 4958 ▶ \$ _____

3 Enter the amount of tax, if any, on line 2, above, reimbursed by the organization ▶ \$ _____

Part II Loans to and/or From Interested Persons.

Complete if the organization answered "Yes" on Form 990, Part IV, line 26, or Form 990-EZ, Part V, line 38a

(a) Name of interested person and purpose	(b) Loan to or from the organization?		(c)Original principal amount	(d)Balance due	(e) In default?		(f) Approved by board or committee?		(g)Written agreement?	
	To	From			Yes	No	Yes	No	Yes	No
(1) EDWARD E CORNWELL III MD FAC TO RECRUIT AND ASSIST IN RELOCATION TO WASHINGTON, DC		X	99,000	99,000		No	Yes		Yes	
Total ▶				\$ 99,000						

Part III Grants or Assistance Benefitting Interested Persons.

Complete if the organization answered "Yes" on Form 990, Part IV, line 27.

(a) Name of interested person	(b)Relationship between interested person and the organization	(c)Amount of grant or type of assistance

Part IV Business Transactions Involving Interested Persons.

Complete if the organization answered "Yes" on Form 990, Part IV, line 28a, 28b, or 28c.

(a) Name of interested person	(b) Relationship between interested person and the organization	(c) Amount of transaction	(d) Description of transaction	(e) Sharing of organization's revenues?	
				Yes	No
(1) RIGHT ADVISORY LLC	SEE BELOW CFO ROBERT TAROLA IS MEMBER OF RIGHT ADVISORY, LLC	1,606,867	MANAGEMENT COMPENSATION FOR FINANCIAL MANGEMENT SERVICES PROVIDED BY RIGHT ADVISORY, LLC INCLUDING VARIOUS INDIVIDUALS AND ROBERT TAROLA (SERVING AS CHIEF FINANCIAL OFFICER)		No
(2) PEPCO HOLDINGS INC	SEE D BELOW	10,306,696	UTILITIES PEPCO HOLDINGS, INC PROVIDES ELECTRIC UTILITIES SERVICES TO THE UNIVERSITY BOARD OF TRUSTEE MEMBER PATRICK HARKER ALSO SERVES AS A MEMBER OF BOARD OF DIRECTORS OF PEPCO HOLDINGS, INC		No
(3) DORSEY & WHITNEY LLP	SEE D BELOW TRUSTEE CORNELL MOORE ALSO PARTNER OF DORSEY & WHITNEY	7,373	LEGAL SERVICES DORSEY & WHITNEY, LLP PROVIDES LEGAL SERVICES TO ASSIST THE UNIVERSITY TO FILE STATE REGISTRATIONS FOR FUNDRAISING TRUSTEE MOORE HAS NO DIRECT CONTROL OVER THE RELATIONSHIP AND AMOUNTS CHARGED ARE BELOW NORMAL RATES AND CAPPED		No
(4) KAREN WYCHE PHD	SPOUSE OF PROVOST JAMES WYCHE	143,834	UNIVERSITY EMPLOYEE		No

Part V Supplemental Information

Complete this part to provide additional information for responses to questions on Schedule L (see instructions)

Identifier	Return Reference	Explanation
------------	------------------	-------------

SCHEDULE M
(Form 990)

NonCash Contributions

OMB No 1545-0047

2011

Open to Public Inspection

►Complete if the organization answered "Yes" on Form 990, Part IV, lines 29 or 30.
► Attach to Form 990.

Name of the organization
THE HOWARD UNIVERSITY

Employer identification number
53-0204707

Part I

Types of Property

	(a) Check if applicable	(b) Number of Contributions or items contributed	(c) Contribution amounts reported on Form 990, Part VIII, line 1g	(d) Method of determining contribution amounts
1 Art—Works of art				
2 Art—Historical treasures				
3 Art—Fractional interests				
4 Books and publications				
5 Clothing and household goods				
6 Cars and other vehicles				
7 Boats and planes				
8 Intellectual property				
9 Securities—Publicly traded				
10 Securities—Closely held stock				
11 Securities—Partnership, LLC, or trust interests				
12 Securities—Miscellaneous				
13 Qualified conservation contribution—Historic structures				
14 Qualified conservation contribution—Other				
15 Real estate—Residential	X	1	200,000	FMV
16 Real estate—Commercial				
17 Real estate—Other				
18 Collectibles				
19 Food inventory				
20 Drugs and medical supplies				
21 Taxidermy				
22 Historical artifacts				
23 Scientific specimens				
24 Archeological artifacts				
25 Other ► ()				
26 Other ►()				
27 Other ►()				
28 Other ► ()				

29 Number of Forms 8283 received by the organization during the tax year for contributions for which the organization completed Form 8283, Part IV, Donee Acknowledgement29

30a During the year, did the organization receive by contribution any property reported in Part I, lines 1-28 that it must hold for at least three years from the date of the initial contribution, and which is not required to be used for exempt purposes for the entire holding period?

b If "Yes," describe the arrangement in Part II

31 Does the organization have a gift acceptance policy that requires the review of any non-standard contributions?

32a Does the organization hire or use third parties or related organizations to solicit, process, or sell non-cash contributions?

b If "Yes," describe in Part II

33 If the organization did not report revenues in column (c) for a type of property for which column (a) is checked, describe in Part II

Yes

No

No

Yes

No

For Privacy Act and Paperwork Reduction Act Notice, see the Instructions for Form 990.

Cat No 51227J

Schedule M (Form 990) 2011

Part III

Supplemental Information. Complete this part to provide the information required by Part I, lines 30b, 32b, and 33. Also complete this part for any additional information.

Identifier	Return Reference	Explanation
------------	------------------	-------------

SCHEDULE O

(Form 990 or 990-EZ)

Department of the Treasury
Internal Revenue Service

Supplemental Information to Form 990 or 990-EZ

Complete to provide information for responses to specific questions on
Form 990 or to provide any additional information.
▶ Attach to Form 990 or 990-EZ.

OMB No 1545-0047

2011

Open to Public
Inspection

Name of the organization THE HOWARD UNIVERSITY	Employer identification number 53-0204707
---	--

Identifier	Return Reference	Explanation
	FORM 990, PART VI, SECTION A, LINE 3	DELEGATION OF DUTIES TO A MANAGEMENT COMPANY HOWARD UNIVERSITY HOSPITAL RETAINS LHW, INC FOR THE SERVICES OF LARRY WARREN, CEO OF THE HOSPITAL HOWARD UNIVERSITY RETAINS RIGHT ADVISORY LLC FOR THE SERVICES OF ROBERT TAROLA AS CFO

Identifier	Return Reference	Explanation
	FORM 990, PART VI, SECTION B, LINE 11	REVIEW OF FORM 990 BY GOVERNING BOARD A MEETING OF THE AUDIT AND LEGAL COMMITTEES (A&LC) OF THE BOARD OF DIRECTORS IS HELD TO PRESENT AND REVIEW A DRAFT OF THE FULL FORM 990, INCLUDING ALL APPLICABLE SCHEDULES EACH A&LC COMMITTEE MEMBER IS PROVIDED A COPY OF THE RETURN PRIOR TO THE MEETING AT THE MEETING THEY ARE ALLOWED TO ASK QUESTIONS REGARDING THE FORM 990 CHANGES ARE DOCUMENTED AND THE FORM 990 IS UPDATED A FINAL DRAFT OF THE FULL FORM 990 IS PROVIDED ELECTRONICALLY TO EACH MEMBER OF THE FULL BOARD FOR REVIEW ONCE THE BOARD HAS HAD TIME TO REVIEW AND COMMENT ON FORM 990, IT IS FILED WITH THE IRS


Identifier	Return Reference	Explanation
	FORM 990, PART VI, SECTION B, LINE 12C	COMPLIANCE WITH CONFLICT OF INTEREST POLICY ANNUAL DISCLOSURE IS REQUIRED OF EACH OFFICER, DIRECTOR, TRUSTEE AND KEY EMPLOYEE EACH PERSON COMPLETES AN ANNUAL CONFLICT OF INTEREST QUESTIONNAIRE ONCE THE CONFLICT OF INTEREST QUESTIONNAIRES ARE COMPLETED THEY ARE REVIEWED BY THE CHIEF COMPLIANCE OFFICER/OFFICE OF THE GENERAL COUNSEL IF AN ACTUAL CONFLICT OF INTEREST IS DETERMINED TO EXIST, THAT PERSON IS EXCLUDED FROM ANY DISCUSSIONS CONCERNING THE CONFLICTING ISSUE AND IS NOT PERMITTED TO VOTE ON ANY DECISIONS REGARDING THE CONFLICTING ISSUE

Identifier	Return Reference	Explanation
	FORM 990, PART VI, SECTION B, LINE 15	COMPENSATION OF THE CEO, EXECUTIVE DIRECTOR, OR OTHER TOP MANAGEMENT OFFICIAL THE PROCESS FOR DETERMINING THE COMPENSATION OF THE ORGANIZATION'S PRESIDENT INCLUDED A REVIEW AND APPROVAL BY THE BOARD OF TRUSTEES, WHICH CONSISTED OF ONLY INDEPENDENT PERSONS THE BOARD OF TRUSTEES USED A CUSTOMIZED SURVEY OF HOWARD UNIVERSITY'S BENCHMARK INSTITUTIONS CREATED BY PRM CONSULTING TO DETERMINE THE COMPENSATION THE PROCESS WAS DOCUMENTED IN THE BOARD MEETING MINUTES AND WAS LAST UNDERTAKEN ON APRIL 28, 2008

Identifier	Return Reference	Explanation
	FORM 990, PART VI, SECTION C, LINE 19	PUBLIC DISCLOSURE OF GOVERNING DOCUMENTS, CONFLICTS OF INTEREST POLICY, AND FINANCIAL STATEMENTS THE ORGANIZATION'S GOVERNING DOCUMENTS, CONFLICT OF INTEREST POLICY, AND FINANCIAL STATEMENTS ARE MADE AVAILABLE TO THE PUBLIC ON THE ORGANIZATION'S WEBSITE AND UPON REQUEST

Identifier	Return Reference	Explanation
CHANGES IN NET ASSETS OR FUND BALANCES	FORM 990, PART XI, LINE 5	NET UNREALIZED LOSSES ON INVESTMENTS -15,862,000 UNREALIZED LOSS ON INTEREST RATE SWAP 82,000 UNREALIZED CHANGE IN FUNDED STATUS OF DEFINED BENEFIT PENSION PLAN -119,274,000 UNREALIZED CHANGE IN OBLIGATION FOR POST RETIREMENT BENEFIT PLAN 2,731,000 TOTAL TO FORM 990, PART XI, LINE 5 -132,323,000

Identifier	Return Reference	Explanation
		990 PART VII, PAGE 8, SECTION B INDEPENDENT CONTRACTORS NAME SODEXO INC & AFFILIATES ADDRESS 9801 WASHINGTONIAN BOULEVARD, GAITHERSBURG, MD 20878 DESCRIPTION OF SERVICES FOOD SERVICE FOR STUDENTS COMPENSATION \$10,031,442 NAME THE BURKS COMPANIES INC ADDRESS 191 PEACHTREE STREET NORTHEAST, ATLANTA, GA 30303 DESCRIPTION OF SERVICES CAMPUS-WIDE JANITORIAL AND FACILITIES SERVICES COMPENSATION \$6,843,442 NAME MEDICAL FACULTY ASSOCIATES ADDRESS 2150 PENNSYLVANIA AVE, NW, WASHINGTON, DC 20037 DESCRIPTION OF SERVICES HUH, NON-CASH VENDOR, PATIENT COLLECTIONS SERVICES COMPENSATION \$4,889,926 NAME BPI MECHANICAL CONSTRUCTION ADDRESS 9103 HAMPTON OVERLOOK, CAPITOL HEIGHTS, MD 20743 DESCRIPTION OF SERVICES MAJOR FACILITIES RENOVATIONS COMPENSATION \$3,931,694 NAME TEAM ACP CONSTRUCTION LLC ADDRESS PO BOX 2040, GLEN ALLEN, VA 20358 DESCRIPTION OF SERVICES MAJOR FACILITIES RENOVATIONS COMPENSATION \$3,454,230



1867

HOWARD --- UNIVERSITY

The Howard University

Financial Statements

For Fiscal Years Ended June 30, 2012, 2011 and 2010

	Page(s)
Officer Certification	1
Report of Independent Auditors	2
Statements of Financial Position	3
Statements of Activities	4
Statements of Cash Flows	5
Notes to the Financial Statements	6-55

HOWARD UNIVERSITY

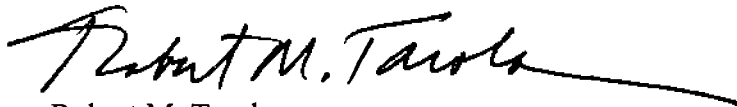
Senior Vice President for Administration,
Chief Financial Officer and Treasurer

Report of Treasurer on Financial Statements

The management of The Howard University is responsible for the preparation, accuracy, integrity and objectivity of the financial statements contained herein. Such financial statements have been prepared in conformity with accounting principles generally accepted in the United States of America and, accordingly, include certain amounts that represent management's best estimates and judgments. Actual amounts could differ from those estimates.

These financial statements have been prepared under my supervision. Based on my knowledge, these financial statements fairly present, in all material respects, the financial position, changes in net assets and cash flows of The Howard University for the periods presented herein.

Furthermore, I hereby certify that The Howard University as Borrower under separate agreements with certain banks and lending institutions is in compliance with the respective financial covenants as of June 30, 2012, as described in Note 17 of the accompanying financial statements.



Robert M. Tarola
Senior Vice President for Administration,
Chief Financial Officer and Treasurer

October 29, 2012





Report of Independent Auditors

To the Board of Trustees
The Howard University

In our opinion, the accompanying statements of financial position and the related statements of activities and statements of cash flows present fairly, in all material respects, the financial position of The Howard University (Howard) at June 30, 2012, 2011, and 2010, and the changes in its net assets and its cash flows for the years then ended in conformity with accounting principles generally accepted in the United States of America. These financial statements are the responsibility of Howard's management. Our responsibility is to express an opinion on these financial statements based on our audits. We conducted our audits of these statements in accordance with auditing standards generally accepted in the United States of America. Those standards require that we plan and perform the audit to obtain reasonable assurance about whether the financial statements are free of material misstatement. An audit includes examining, on a test basis, evidence supporting the amounts and disclosures in the financial statements, assessing the accounting principles used and significant estimates made by management, and evaluating the overall financial statement presentation. We believe that our audits provide a reasonable basis for our opinion.

PricewaterhouseCoopers LLP

October 29, 2012

Assets:			
Cash and cash equivalents	\$ 35,146	\$ 27,280	\$ 31,568
Operating investments	34,425	43,812	33,955
Deposits with trustees	38,150	48,622	37,321
Receivables, net	111,218	109,048	119,092
Inventories, prepaids and other assets	30,545	16,556	12,435
Unexpended bond proceeds	87,207	102,429	42
Restricted Investments	32,402	33,392	25,413
Endowment investments	460,712	473,100	399,678
Property, plant and equipment, net	608,441	604,352	589,358
Total Assets	\$1,438,246	\$1,458,591	\$1,248,862
Liabilities:			
Accounts payable and accrued expenses	\$ 116,705	\$ 94,941	\$ 102,711
Deferred revenue	9,938	8,454	7,057
Other liabilities	31,727	32,096	29,858
Accrued post retirement benefits	189,430	185,017	183,192
Underfunded defined benefit pension plan	168,208	74,560	133,625
Reserves for self-insured liabilities	80,595	79,799	83,154
Notes payable	38,569	30,770	45,553
Capital lease obligations	43,431	43,547	24,187
Bonds payable	293,785	294,057	152,151
Interest rate swap	21	104	5,582
Refundable advances under Federal Student Loan Program	6,852	7,343	7,871
Total Liabilities	979,261	850,688	774,941
Net Assets:			
Unrestricted	143,977	284,160	191,474
Temporarily restricted	200,463	209,045	178,539
Permanently restricted	114,545	114,698	103,908
Total net assets	458,985	607,903	473,921
Total liabilities and net assets	\$1,438,246	\$1,458,591	\$1,248,862

Academic services			
Tuition and fees, net	\$ 146,908	\$ 143,376	\$ 123,186
Grants and contracts	59,766	61,422	61,192
Auxiliary services	60,109	61,135	62,151
Clinical services			
Patient service - Hospital	265,714	255,641	245,478
Patient service - Faculty medical practice	31,871	32,518	28,540
Patient service - Dental clinic	1,970	1,764	1,935
Public support			
Federal Appropriation	230,567	231,073	231,411
Contributions	3,895	4,702	6,654
Endowment transfer	5,985	6,779	7,112
Operating investment income	211	8,856	5,395
Net assets released from restrictions	14,606	12,909	13,936
Other income	27,819	13,409	16,811
Total unrestricted operating revenue	849,421	833,584	803,801
Total temporarily restricted operating revenue	1,021	1,804	1,748
Total permanently restricted operating revenue	882	2,045	3,087
Total operating revenues	851,324	837,433	808,636
Salaries and wages	383,764	381,243	369,277
Employee benefits other than retirement plans	78,069	73,099	73,198
Retirement plans excluding amortization	32,783	31,655	30,079
Total employment expenses	494,616	485,997	472,554
Utilities and telecommunications	30,370	33,812	30,685
Medical and office supplies	45,523	49,787	42,406
Repairs and maintenance	18,321	18,933	18,994
Food service costs	11,988	11,582	12,848
Grant subcontracts	15,262	16,021	20,454
Insurance and risk management	19,722	21,287	23,695
Professional and administrative services	120,737	115,218	114,052
Provision for bad debts	(11)	536	2,280
Total expenses before interest, depreciation and amortization	756,528	753,173	737,968
Interest expense	24,500	10,890	9,233
Depreciation	50,453	50,460	49,460
Amortization of retirement plan actuarial losses	10,120	9,792	7,720
Total operating expenses	841,601	824,315	804,381
Operating revenues over (under) operating expenses	9,723	13,118	4,255
Investment income (loss) in excess of amount designated for operations	(6,810)	38,187	14,541
Restructuring costs	(24,462)	(516)	(3,025)
Change in funded status of defined benefit pension plan	(119,274)	61,424	(52,634)
Change in obligation for post-retirement benefit plan	2,731	5,953	(6,868)
Loss on extinguishment of debt	--	(11,695)	--
Change in value of interest rate swap, net	83	1,873	(1,621)
Gain on disposal of fixed assets	--	--	--
Other items, net	(270)	(11,809)	(7,619)
Total unrestricted non-operating income and expenses	(148,002)	83,417	(57,226)
Total temporarily restricted non-operating income and expenses, net	(9,603)	28,702	18,998
Total permanently restricted non-operating income and expenses, net	(1,035)	8,745	5,309
Total non-operating income and expenses	(158,640)	120,864	(32,919)
Unrestricted	(140,182)	92,686	(57,806)
Temporarily restricted	(8,582)	30,506	20,746
Permanently restricted	(153)	10,790	8,396
Change in net assets	\$ (148,917)	\$ 133,982	\$ (28,664)

The accompanying notes are an integral part of these financial statements

Cash flows from operating activities			
Change in net assets	\$ (148,917)	\$ 133,982	\$ (28,664)
Adjustment to reconcile change in net assets to net cash and cash equivalents provided by operating activities			
Non-operating activities	158,640	(120,864)	32,919
Non-cash operating items			
Depreciation	50,453	50,460	49,460
Retirement plan amortization	10,120	9,792	7,720
Non-cash joint venture gain	(4,466)	--	--
Investment appreciation	(211)	(8,856)	(5,395)
Changes in net assets adjusted for non-cash and non-operating items	65,619	64,514	56,040
Change in receivables (excluding notes)	(1,743)	9,608	(7,570)
Change in inventory, prepaid expenses and other assets	(9,522)	(4,121)	424
Change in deposits with trustees	10,471	(11,301)	2,884
Change in accounts payable and accrued expenses	(38,148)	(21,180)	(36,204)
Change in deferred revenue	1,484	1,397	(2,423)
Change in reserve for self-insured liabilities	796	(3,355)	6,316
Change in other liabilities	(369)	2,238	(2,577)
Change in refundable advances under Federal Student Loan Program	(491)	(527)	(282)
Net cash and cash equivalents provided by operating activities	28,097	37,273	16,608
Cash flows from investing activities			
Proceeds from sale of investments	208,951	203,644	295,071
Purchases of investments	(198,182)	(210,583)	(281,312)
Change in unexpended bond proceeds	15,222	(102,387)	2,581
Purchases and renovations of property, plant and equipment	(49,363)	(39,651)	(36,399)
Proceeds from sales of property, plant and equipment	--	--	973
Net cash and cash equivalents used in investing activities	(23,372)	(148,977)	(19,086)
Cash flows from financing activities			
Proceeds from notes payable	110,000	79,913	81,720
Payment on notes payable	(102,201)	(94,696)	(77,722)
Proceeds from bonds payable	--	293,190	--
Payment on bonds payable	(489)	(163,364)	(7,185)
Payment on interest rate swap	--	(3,606)	--
Capital leases (payments) receipts, net	(4,818)	(6,012)	1,070
Student loans issued	(1,918)	(1,016)	(621)
Student loans collected	1,491	1,452	1,316
Proceeds from restricted contributions	1,076	1,555	2,603
Net cash and cash equivalents used in financing activities	3,141	107,416	1,181
Net increase (decrease) in cash and cash equivalents	7,866	(4,288)	(1,297)
Cash and cash equivalents at beginning of year	27,280	31,568	32,865
Cash and cash equivalents at end of period	\$ 35,146	\$ 27,280	\$ 31,568
Supplemental cash flow information:			
Cash paid for interest, net of capitalized portion	\$ 22,400	\$ 9,819	\$ 8,882
Supplemental non-cash investing activities			
Acquisition of equipment under capital leases	4,702	25,372	10,127
Supplemental non-cash financing activities:			
Donated securities	30	691	197

The accompanying notes are an integral part of these financial statements

Note 1	Summary of Significant Accounting Policies
---------------	---

(a) ***General***

The Howard University (Howard) is a private, nonprofit institution of higher education (the University) which also operates Howard University Hospital (the Hospital) located in Washington, DC. The University provides academic services in the form of education and training, primarily for students at the undergraduate, graduate and postdoctoral levels, and performs research, training and other services under grants, contracts, and similar agreements with sponsoring organizations, primarily departments and agencies of the United States government. Howard also provides patient healthcare services at the Hospital and by certain members of the University's faculty as part of its academic clinical activities. Howard is exempt from Federal income taxes under Section 501(c)(3) of the Internal Revenue Code.

(b) ***Basis of Presentation***

The financial statements of Howard have been prepared in accordance with accounting principles generally accepted in the United States of America.

(c) ***Use of Estimates***

The preparation of financial statements in conformity with accounting principles generally accepted in the United States of America requires management to make estimates and assumptions that affect the reported amounts of assets and liabilities. These estimates also affect the disclosures of contingent assets and liabilities at the date of the financial statements and the reported amounts of revenues and expenses during the reporting period. Actual amounts realized or paid could differ significantly from the amounts reported for these assets and liabilities. Significant items subject to such estimates and assumptions include the carrying value of receivables, property, plant and equipment and investments whose fair values are not readily determinable, and the adequacy of reserves for professional liabilities, retirement benefits, self-insured health benefits, self-insured workers' compensation and asset retirement obligations.

(d) ***Net Assets***

Net assets are classified based on the existence or absence of donor-imposed restrictions as follows:

Unrestricted – Net assets that are not subject to donor-imposed stipulations.

Temporarily restricted – Net assets subject to donor-imposed stipulations that either expire by the passage of time or can be fulfilled by actions pursuant to those stipulations.

Permanently restricted – Net assets subject to donor-imposed stipulations that do not expire with time. Generally, the donors of these assets permit Howard to use all or part of the income earned on related investments for general or specific purposes.

Contributions are reported in the appropriate category of revenue, except that contributions with donor-imposed restrictions met in the same fiscal year are included in unrestricted revenues. Expirations of temporary restrictions (i.e., the donor-stipulated purpose has been fulfilled and/or the stipulated time period has elapsed) are reported as releases from temporarily restricted net assets to unrestricted net assets. Donor restrictions on gifts to acquire long-lived assets are considered fulfilled in the period in which the assets are acquired or placed in service.

(e) ***Receivables and Revenue Recognition***

- (1) **Contributions**, including unconditional promises to give, are recognized as revenues in the period received. Conditional promises to give are not recognized until the conditions on which they depend are substantially met. Contributions of assets other than cash are recorded at their estimated fair value at the gift date. Howard has elected not to recognize or capitalize contributions of works of art, historical treasures, and similar assets held as part of collections. Contributions revenue for the periods ended June 30, 2012, June 30, 2011 and June 30, 2010 are shown below:

Unrestricted	\$ 3,895	\$ 4,702	\$ 6,654
Temporarily restricted	5,111	4,118	4,611
Permanently restricted	1,076	1,555	2,603
Total contribution revenue	\$ 10,082	\$ 10,375	\$ 13,868

Unconditional promises to give with payments to be received after one year from the date of the financial statements are discounted. Allowance is made for creditworthiness of the donors, past collection experience, and other relevant factors.

- (2) **Tuition and fees** from student services are recognized ratably over the academic time period to which they apply. Student receivables represent unpaid tuition and fees assessed in current and prior periods that are generated when a student registers for classes through the University's formal registration process. Howard maintains a policy of offering qualified applicants admission to the University without regard to financial circumstance. Student financial aid is generally fulfilled through a combination of scholarships, fellowships, loans, and employment during the academic year. Tuition and fees are recorded net of discounts for scholarships (merit, talent and need based), fellowships and graduate

The Howard University
Notes to the Financial Statements
For Fiscal Years Ended June 30, 2012, 2011 and 2010 (amounts in thousands)

remission Funding for financial aid may come from donor designated sources or from unrestricted operations and assets Financial aid for the fiscal years ended June 30, 2012, 2011 and 2010 was \$87,019, \$71,171 and \$64,117, respectively Need-based financial aid in fiscal years 2012, 2011 and 2010 include \$5,461, \$22, and \$1,662, respectively, originally billed to students, but determined to be uncollectible and not pursued for collection within the fiscal year

Gross tuition and fees	\$ 233,927	\$ 214,547	\$ 187,303
Financial aid			
Merit	60,959	52,226	44,596
Need	19,542	11,986	13,267
Talent	6,518	6,959	6,254
Total financial aid	87,019	71,171	64,117
Total net tuition	\$ 146,908	\$ 143,376	\$ 123,186

- (3) **Other income** represents income from activities other than normal business operations During fiscal year 2012 the major components include a gain from Howard's joint venture with American Renal Association, LLC to form a dialysis center of \$9,056, FICA refund from the Internal Revenue Service of \$3,238 and prior year unrecorded receivables of \$2,188
- (4) **Federal Appropriation** revenue is recognized ratably over the award period Howard receives a Federal appropriation that can be used for support of the University's educational mission, a portion of which is held as a temporarily restricted term endowment For fiscal years ended June 30, 2012, 2011 and 2010 Howard received 27%, 28% and 29%, respectively of its revenue support from the Federal appropriation The \$3,593, \$3,595 and \$7,833, receivable as of June 30, 2012, June 30, 2011 and June 30, 2010, respectively, represents the portion to be collected on the term endowment
- (5) **Net patient service revenue** is reported at the estimated net realizable amounts from patients, third-party payors, and others for services rendered, including estimated retroactive adjustments under reimbursement agreements with third-party payors and bad debt expense The Hospital and University faculty physicians have arrangements with third-party payors that provide for payments at established rates Payment arrangements include prospectively determined rates per discharge, reimbursed costs, discounted charges, and per-diem payments Retroactive adjustments are accrued on an estimated basis in the period the related services are rendered and adjusted in future periods as final settlements are determined Patient and third party healthcare payor receivables are the amount due for patient care services rendered by the University's Faculty Practice Plan (FPP) and the Hospital Effective July

1, 2010, Howard early adopted the applicable accounting standard for the presentation and disclosure for net patient service revenue, which requires patient revenue to be presented net of the provision for bad debts

Gross Revenues	\$ 722,582	\$ 722,215	\$ 643,397
Third-party settlement revenue	43,315	35,940	36,165
Contractual allowances and adjustments	(384,762)	(386,197)	(343,863)
Charity services	(52,800)	(51,658)	(32,788)
Bad debt	(28,780)	(30,377)	(26,958)
Total net patient service revenue	\$ 299,555	\$ 289,923	\$ 275,953

- (6) **Grants and contracts** revenue is recognized when reimbursable expenses are incurred (for cost plus contracts) or when deliverables or milestones are met (for fixed price contracts). These revenues include recoveries of eligible direct expenses and indirect costs for facilities and administration, which are generally determined as a negotiated or agreed-upon percentage of direct costs. Receivables under research grants and development agreements represent amounts due from Federal, state, local, private grants, contracts and others.

Reimbursement of direct expenses	\$ 51,421	\$ 52,019	\$ 54,230
Recovery of indirect costs	8,345	9,403	6,962
Total grants and contracts revenue	\$ 59,766	\$ 61,422	\$ 61,192

Grants and contracts revenue by type is detailed in the table below

Research	\$ 34,083	\$ 37,530	\$ 34,580
Training	15,801	18,659	17,471
Service/other	9,882	5,233	9,141
Total grants and contracts revenue by type	\$ 59,766	\$ 61,422	\$ 61,192

- (7) **Auxiliary services** revenue is generally recognized when services are rendered or as activities have been completed. Auxiliary receivables are comprised primarily of amounts due from advertisers on Howard's commercial radio station WHUR, bookstore vendors, and property rents.

Student housing	\$ 25,708	\$ 23,860	\$ 22,863
Radio station	11,880	15,734	16,907
Meal plans	8,630	7,386	7,460
Bookstore	7,026	7,593	7,660
Property rentals	4,083	4,470	4,556
Other	2,782	2,092	2,705
Total auxiliary services revenue	\$ 60,109	\$ 61,135	\$ 62,151

- (8) **Notes receivable** represent loans the University extended to students from institutional resources and Federal Student Loan programs with outstanding balances approximating fair market value at the report date. The notes have stated interest rates and repayment terms. Management regularly assesses the adequacy of the allowance for credit losses on student loans by performing ongoing evaluations of the student loan portfolio, including the financial condition of specific borrowers, the economic environment in which the borrowers operate, and the level of delinquent loans.

Howard's Perkins receivable represents the amounts due from current and former students under the Federal Perkins Loan Program. Loans disbursed under this Program are able to be assigned to the Federal Government in certain non-repayment situations. In these situations, the Federal portion of the loan balance is guaranteed.

- (9) **Other receivables** includes checks pending deposit at period and year end, and certain vendor credit balances.

(f) ***Cash and Cash Equivalents***

Short-term investments with maturities at date of purchase of three months or less are classified as cash equivalents, except that any such investments purchased with funds on deposit with bond trustees, or with funds held in trusts or by external endowment investment managers are classified as Deposits with Trustees or Investments, respectively. Cash equivalents include repurchase agreements, certificates of deposit, short-term U.S. Treasury securities and other short-term, highly liquid investments and are carried at fair value. Howard's practice is to enter into repurchase agreements only when collateralized by government or other agency securities held in safekeeping by a bank. These transactions are recorded on the balance sheet, with any earnings recorded as interest income. Howard's repurchase arrangement was terminated in August 2011.

(g) ***Investments***

Investments are segregated between operating, restricted, and endowment investments and deposits with trustees on the Statements of Financial Position, all of which are stated at fair value and defined as follows

Operating Investments – represent investments free of any donor or lender imposed restrictions. These investments are short-term in nature and can be liquidated as needed to meet operational demands.

Restricted Investments – represent non-endowed investments whose principal and or income are restricted by external sources, including liquidation restrictions. The use of the principal and interest of these investments is not subject to the discretion of the Board and as such they are not available to meet the operational needs of the University.

Endowment Investments – represent the pooled endowment and the Federal matching endowment investments. The endowment investments are spread across various asset categories with the use of the income from these investments restricted based on stated donor stipulations.

Deposits with Trustees – represent short-term investments in various operating trusts, designed to meet certain of Howard's obligations including professional liability, workers' compensation, health insurance, capitalized interest and the debt service reserve funds. Investment balances may include some cash and cash equivalents held by investment managers for a specific purpose.

Fair values are determined by the most relevant available and observable valuation inputs. Level 1 inputs utilize quoted prices (unadjusted) in active markets for identical assets. Level 2 inputs utilize data points that are observable, such as quoted prices for comparable assets, interest rates and yield curves. Level 3 inputs are based on data points consistent with applicable valuation methodologies for similar assets and could include situations where there is little, if any, market activity for the asset.

Purchases and sales of securities are reflected on a trade-date basis. Gains and losses on sales of securities are based upon average historical value (cost of securities purchased or the fair market value at date of gift, if received by donation). Dividend and interest income are recorded on an accrual basis. Accrued but unpaid dividends, interest and proceeds from investment sales at the report date are recorded as investment receivables.

Realized and unrealized investment gains and losses are allocated in a manner consistent with interest and dividends, to either unrestricted, temporarily restricted or permanently restricted net assets (distinguished between operating and non-operating), based on donor intent. Such amounts may be expended for operations,

for specified donor purposes if temporarily restricted, or held in perpetuity at the donor's request. Realized and unrealized investment gains and losses on loan funds are accumulated in permanently restricted net assets.

Operating investment income includes interest, dividends and operating investment returns. Howard follows the total return concept, which combines interest and dividends with market appreciation to measure investment return.

(h) ***Inventories***

Inventories consist primarily of bookstore items and medical supplies, and are recorded at the lower of cost or realizable value on a first-in, first-out basis.

(i) ***Property, Plant and Equipment***

Property, plant and equipment are stated at cost or at estimated fair value if received by gift, less accumulated depreciation and amortization. Depreciation is computed using the straight-line method over the estimated useful lives of the assets. A half year of depreciation is recorded in the year of acquisition. The useful lives for fiscal years reported are as follow:

Land and land improvements	0-25 years
Building and building improvements	5-40 years
Furniture and equipment	3-20 years
Software	3-10 years
Library books	10 years

Property, plant and equipment acquired under capital leases are amortized in a manner consistent with Howard's normal depreciation policy for owned assets. Lease obligations are amortized using the straight-line method, over the shorter period of the lease term or the estimated useful life.

Property held for expansion consists of land and buildings acquired for future use in carrying out educational, research and other activities in line with the overall mission of Howard. Depreciation for buildings commences when property is converted to use.

Title to certain equipment purchased using funds provided by government grants or contracting agencies is vested with Howard, and therefore is included in reported property balances. Interest costs eligible for capitalization are the costs of restricted borrowings, less any interest earned on temporary investment of the proceeds of those borrowings, from the date of borrowing until qualifying assets are intended for use.

The recorded values of certain properties include the fair value of any asset retirement obligation necessary to meet contractual or regulatory requirements for disposal or remediation of the property. This primarily pertains to the cost of removal and disposal of asbestos.

(j) ***Refundable Advances under Federal Student Loan Program***

Funds provided by the United States Government under the Federal Student Loan Programs are loaned to qualified students and may be re-loaned after collections. These funds are ultimately refundable to the Government and are reported as liabilities in the Statements of Financial Position and as cash flows from financing activities in the Statements of Cash Flows. Loans issued to students are reported as receivables in the Statements of Financial Position.

(k) ***Functional Expenses***

Howard allocates its expenses on a functional basis among its various programs and institutional support. Expenses that can be identified with a specific program are charged directly. Costs related to the operation and maintenance of physical plant including utilities, depreciation of fixed assets and interest expense, are allocated among programs and institutional support based upon square footage.

For the fiscal years ended June 30, 2012, 2011 and 2010, expenses were allocated across functions as follows:

Program services:			
Instruction	\$ 214,254	\$ 214,949	\$ 211,611
Research	40,068	34,433	34,673
Public service	9,943	9,856	9,135
Academic support	38,625	38,827	28,586
Student services	26,872	23,525	23,009
Patient care	297,194	287,164	278,795
Total program services expenses	626,956	608,754	585,809
Supporting services:			
Institutional support	139,819	142,378	149,120
Auxiliary Enterprises	74,826	73,183	69,452
Total supporting services	214,645	215,561	218,572
Total program and supporting services expenses	\$ 841,601	\$ 824,315	\$ 804,381

(l) ***Reserves for Self-Insured Liabilities***

The reserve for self-insured liabilities is comprised primarily of amounts accrued for asserted medical malpractice claims and includes estimates of the ultimate cost to resolve such claims. The reserve also includes an estimate of the cost to resolve unasserted claims that actuarial analyses indicate are probable of assertion in the future. Beginning in fiscal year 2010, medical malpractice claim reserves were stated at an undiscounted amount. The impact of this change was \$6,607 and reflected in the June 30, 2010 Statements of Activities as a non-operating expense.

(m) ***Other Liabilities***

Other liabilities are comprised primarily of asset retirement obligations, unclaimed property, student deposits, deposits held in custody for others, reserves for legal and other contingencies and miscellaneous items

(n) ***Compensated Absences***

Howard records an amount due to employees for future absences, which are attributable to services performed in the current and prior periods and subject to a carryover cap. This obligation is recognized on the Statements of Financial Position as a liability.

(o) ***Pension and Post-Retirement Benefits***

The funded status of Howard's pension benefit is actuarially determined and recognized in the Statements of Financial Position as an asset to reflect an overfunded status, or as a liability to reflect an underfunded status.

Howard's actuarially determined post-retirement benefit obligation is recognized on the Statements of Financial Position as a liability.

Howard follows the Internal Revenue Service (IRS) guidelines in the administration of the Plan.

(p) ***Measure of Operations***

Howard includes in its measure of operations all revenue and expenses that are integral to its continuing core program services with the key objective being predictability of indicated results. Such measures include the amortization of actuarial gains and losses previously recorded as non-operating items. Howard uses a spending rate methodology to determine the amount of endowment assets allocated to operations in a given year. Non-operating income and expenses include realized and unrealized appreciation (depreciation), investments, changes in retirement plan liabilities due to market factors, restructuring costs, and (charges) credits that do not pertain to continuing core program services.

(q) ***Restricted Income and Expense***

The table below details the items of restricted income and expense summarized in the Statements of Activities at June 30, 2012, 2011 and 2010

Federal appropriation	\$ 3,593	\$ 3,595	\$ 3,566
Contributions	5,111	4,118	4,611
Endowment transfer	6,923	7,000	7,507
Release from restrictions	(14,606)	(12,909)	(13,936)
Temporarily restricted operating revenues	1,021	1,804	1,748
Investment income (loss) in excess of amount designated for operations	(9,591)	24,016	14,855
Other items, net	(12)	4,686	4,143
Temporarily restricted non-operating income (expense)	(9,603)	28,702	18,998
Total temporarily restricted income (expense)	\$ (8,582)	\$ 30,506	\$ 20,746
Contributions	\$ 1,076	\$ 1,555	\$ 2,603
Endowment transfer	(194)	490	484
Permanently restricted operating revenues	882	2,045	3,087
Investment income (loss) in excess of amount designated for operations	(1,230)	7,416	2,893
Other items, net	195	1,329	2,416
Permanently restricted non-operating income (expense)	(1,035)	8,745	5,309
Total permanently restricted income (expense)	\$ (153)	\$ 10,790	\$ 8,396

(r) ***Reclassification***

Certain prior year amounts have been reclassified to conform to the current year's presentation

Note 2 Fundraising Expenses

For the fiscal years ended June 30, 2012, 2011 and 2010, Howard incurred expenses of approximately \$6,276, \$6,598, and \$6,166, respectively, in connection with its fundraising activities. These amounts are reflected on the accompanying Statements of Activities within each respective expense category.

Note 3 Charity Care

The Hospital provides services to patients who meet the criteria of its charity care policy, without charge, or at amounts less than established rates. The criteria for charity services are comprised of family income, net worth and eligibility at time of application. In addition the Hospital provides services to patients under the District of Columbia charity care program, DC Alliance. The total of charges forgone for services furnished under the Hospital's charity care policy and the DC Alliance program were \$52,800, \$51,658 and \$32,788 for fiscal years ended June 30, 2012, 2011 and 2010, respectively. Total uncompensated care charges under all of Howard's clinical services which includes bad debt write offs as well as charity care, for fiscal years ended June 30, 2012, 2011 and 2010 were \$81,067, \$82,035, and \$59,746, respectively.

Note 4 Insurance and Risk Management

Howard, along with 15 other institutions of higher education, is a subscriber in Pinnacle Consortium of Higher Education, a Vermont Reciprocal Risk Retention Group. Pinnacle provides commercial general and certain specific liability coverage. Howard's annual payments to Pinnacle for insurance coverage are based on actuarial studies and are charged to expense. Pinnacle reinsures 95% of its risk to Genesis, Ltd (Genesis), an affiliated reinsurer. Genesis, a Class 2 reinsurer under the Insurance Act of 1978 of Bermuda, was jointly formed by Howard and 15 other higher education institutions. Genesis reinsures general liability and automobile liability risks of its shareholders. At June 30, 2012, Howard had an approximate 6% interest of Genesis and Pinnacle, respectively. Howard's interest in Genesis and Pinnacle is included in restricted investments. Liability insurance coverage in excess of the primary coverage has been purchased by Howard, with limits of \$125,000 from commercial insurance companies.

Howard is self-insured for initial layers of medical malpractice, worker's compensation, and employee health benefits. The reserves for self-insured risks are actuarially determined and Howard has set aside assets in revocable trusts to partially fund these self-insured risks.

The self-insured program covers professional liability costs up to \$7,500 per occurrence depending on the cause. In addition, there are two layers of excess insurance coverage. The first layer of the excess insurance coverage is up to \$35,000 on a claims-made basis. This layer is purchased through a captive insurance company, Howard University Capitol Insurance Company Ltd (HUCIC), organized under the laws of the Cayman Islands. HUCIC covers prior acts retroactive to two separate policy periods dating July 1, 1996 and January 1, 1986, and is completely reinsured. The second layer of excess liability insurance which also covers patient care related general liability and professional liability, is

up to \$50,000 on a claims-made basis. The second layer of excess coverage is provided by an independent excess insurance company.

Note 5 Restructuring Costs

Restructuring costs represent non-recurring expenses required to facilitate management, faculty and staff changes resulting from Howard's various renewal initiatives. In fiscal year 2012, Howard implemented a reduction-in-force to better align the number of administrative staff with expected needs and its financial capacity. Severance and other payments related thereto amounted to \$4,646. Additionally, Howard has implemented a Faculty Phased Retirement Program with incentive payments of \$19,816 payable between September 2012 and September 2017, which has been accrued as of June 30, 2012. In fiscal year 2011, a similar initiative resulted in a cost of \$516. In fiscal year 2010, Howard offered a voluntary retirement program which provided eligible staff with the opportunity to retire and receive severance pay in addition to regular retirement benefits, or separate by resigning and receive severance pay and limited free basic life insurance coverage with portability. The cost related to this restructuring initiative amounted to \$3,025. In virtually all cases, scheduled cash payments were made shortly after the separation events occurred.

Note 6 Concentration of Credit Risk

Financial instruments that potentially subject Howard to significant concentrations of credit risk consist principally of deposits of cash, cash equivalents, and investments in financial institutions in excess of the applicable government insurance limits.

Concentrations of credit risk with respect to receivables pertain mainly to self-pay patients of Howard's clinical services, and to students.

The Howard University
Notes to the Financial Statements
For Fiscal Years Ended June 30, 2012, 2011 and 2010 (amounts in thousands)

Note 7 Receivables

Accounts receivable, prior to adjustment for doubtful collections, is summarized as follows at June 30, 2012, 2011 and 2010

Student	\$ 11,663	\$ 8,404	\$ 9,097
Notes	11,490	11,063	11,499
Federal Appropriation	3,593	3,595	7,833
Patients and third-party payors - Hospital	83,011	78,927	73,090
Patients and third-party payors - FPP	10,271	8,923	9,324
Patients and third-party payors – Dental	2,186	1,001	673
Research grants and development agreements	18,956	19,822	23,871
Contributions	3,388	3,504	4,435
Insurance claims	16,254	14,397	12,863
Investments	763	773	5,454
Auxiliary Services	2,892	4,800	6,247
Other	1,597	1,859	3,441
Totals	\$ 166,064	\$ 157,068	\$ 167,827

Allowance for doubtful receivables is summarized as follows at June 30, 2012, 2011 and 2010

Student	\$ 6,760	\$ 2,295	\$ 4,594
Notes	3,287	2,516	2,446
Federal Appropriation	--	--	--
Patients and third-party payors - Hospital	31,984	29,078	25,794
Patients and third-party payors - FPP	4,178	4,915	4,302
Patients and third-party payors – Dental	996	151	104
Research grants and development agreements	3,918	3,918	5,016
Contributions	1,599	1,620	2,113
Insurance claims	1,615	2,856	2,403
Investments	--	--	--
Auxiliary services	266	671	884
Other	243	--	1,079
Totals	\$ 54,846	\$ 48,020	\$ 48,735

The Howard University
Notes to the Financial Statements
For Fiscal Years Ended June 30, 2012, 2011 and 2010 (amounts in thousands)

Provision for bad debt is summarized as follows at June 30, 2012, 2011 and 2010

Non-clinical services:			
Notes	\$ --	\$ (17)	\$ 40
Federal Appropriation	--	--	--
Research grants and development agreements	--	--	604
Contributions	--	--	--
Insurance claims	(985)	686	432
Investment income	--	--	--
Auxiliary services	347	(166)	730
Other	627	33	474
Total non-clinical and non-student services	(11)	536	2,280
Total student services	5,461	22	1,662
Clinical services:			
Patients and third-party payors - Hospital	20,677	22,092	19,808
Patients and third-party payors - FPP	7,590	8,285	7,150
Patients and third-party payors - Dental	513	--	--
Total clinical services	28,780	30,377	26,958
Total provision for bad debt	\$ 34,230	\$ 30,935	\$ 30,900

Bad debt expense of \$(11), \$536 and \$2,280 for fiscal years ended June 30, 2012, 2011 and 2010 reflected in total operating expenses on the Statements of Activities excludes bad debt expense related to clinical services and need based financial aid determined to be uncollectible. Clinical services bad debt expense, as shown in the table above, has been netted against patient service revenues and student services bad debt expense as shown in the table above, has been netted against tuition and fees on the Statements of Activities.

Contributions receivable at June 30, 2012, 2011 and 2010 are expected to be received as follows

Within one year	\$ 2,725	\$ 2,694	\$ 2,515
Between one and five years	725	855	1,211
Thereafter	13	49	1,219
Contributions receivable gross	3,463	3,598	4,945
Unamortized discount on contributions receivable (2%-5%)	(75)	(94)	(510)
Contributions receivable, net of discounts	3,388	3,504	4,435
Allowance for uncollectible contributions	(1,599)	(1,620)	(2,113)
Contributions receivable, net of discounts and allowance	\$ 1,789	\$ 1,884	\$ 2,322

Note 8 Accounts Payable and Accrued Expenses

Components of this liability account at June 30, 2012, 2011 and 2010 are as follows

Vendor invoices	\$ 48,334	\$ 44,503	\$ 47,941
Accrued salaries and wages	23,908	27,069	31,995
Accrued employee benefits	19,661	19,435	20,350
Accrued faculty retirement incentive payments	19,816	--	--
Accrued interest	4,430	2,786	1,439
Other	556	1,148	986
Total	\$ 116,705	\$ 94,941	\$ 102,711

Note 9 Other Liabilities and Deferred Revenue

These obligations include the following at June 30, 2012, 2011 and 2010

Asset retirement obligation	\$ 12,247	\$ 11,806	\$ 11,343
Environmental remediation	3,000	3,000	3,000
Unclaimed property	2,582	3,026	2,954
Student deposits and refunds	5,051	3,944	6,434
Reserve for legal contingencies	4,974	6,663	1,224
Other	3,873	3,657	4,903
Total	\$ 31,727	\$ 32,096	\$ 29,858

Deferred tuition, room and board	\$ 2,864	\$ 2,114	\$ 3,839
Deferred grant revenue	6,410	4,573	3,218
Other	664	1,767	--
Total	\$ 9,938	\$ 8,454	\$ 7,057

Note 10 Deposits with Trustees and Self-insured Liabilities

Debt service reserve	\$ 12,878	\$ 12,967	\$ 10,176	NA	NA	NA
Capitalized interest	12,061	19,782	--	NA	NA	NA
Professional liability	6,520	10,385	23,368	\$ 42,863	\$ 43,141	\$ 44,955
Workers' compensation	3,292	3,290	3,635	32,799	30,830	31,181
Health insurance trust	3,399	2,198	142	4,933	5,828	7,018
Total	\$ 38,150	\$ 48,622	\$ 37,321	\$ 80,595	\$ 79,799	\$ 83,154

NA = Not applicable

(a) *Debt Service Reserve Fund*

As required by the 2011 Revenue Bonds, Howard maintains a debt service reserve fund in an amount greater than or equal to the Debt Service Fund Requirement of \$12,634, \$12,634 and \$10,176 for fiscal years ended June 30, 2012, 2011 and 2010, respectively. The assets in the debt service reserve fund consist primarily of cash, fixed income and other short-term securities.

(b) *Capitalized Interest Fund*

As required by the 2011 Revenue Bonds, Howard established a capitalized interest fund of \$19,782 for the fiscal year ended June 30, 2011. These funds are intended to satisfy bond interest payments through June 30, 2014. As of June 30, 2012, the capitalized interest fund balance is \$12,061. This balance reflects interest payments of \$7,721 made during the year on the 2011 Revenue Bonds.

(c) *Professional Liability*

Howard is involved in litigation arising in the ordinary course of business. Claims alleging malpractice have been asserted against the Hospital and certain faculty physicians and are currently in various stages of litigation. Additional claims may be asserted arising from services provided to patients through June 30, 2012. It is the opinion of management based on the advice of actuaries and legal counsel that estimated malpractice costs accrued at the fiscal years ended June 30, 2012, 2011 and 2010 of approximately \$42,863, \$43,141 and \$44,955, respectively, is adequate to provide for losses resulting from probable unasserted claims and pending or threatened litigation.

(d) *Workers' Compensation*

Howard has established a revocable trust fund to partially provide for the satisfaction of its liability under applicable workers' compensation liability. The assets in the workers' compensation trust fund consists of U S Treasury Bills and obligations, as well as domestic and foreign corporate bonds. Howard also maintains \$9,860 in letters of credit, which serve as collateral for specific insurance carriers. These letters of credit are secured by Howard's principal lending bank. Howard is self-insured for workers' compensation claims up to per occurrence retention of \$500. The excess is covered through commercial insurance. For fiscal years ended June 30, 2012, 2011 and 2010 expenses related to workers' compensation were \$3,372, \$1,629 and \$4,510, respectively and are reflected in employee benefits.

The total liability for future workers' compensation liability claims was approximately \$32,799, \$30,830 and \$31,181 at June 30, 2012, June 30, 2011 and June 30, 2010, respectively, and includes liabilities for claims covered under existing insurance policies. Reserves reflect actuarially determined estimates for losses on asserted claims, as well as unasserted claims arising from reported and unreported incidents. This liability is recorded on the accompanying Statements of Financial Position in reserves for self-insured liabilities. Estimated claims for which payments will be covered under existing insurance policies were \$14,639, \$11,541 and \$10,460 at June 30, 2012, June 30, 2011 and June 30, 2010, respectively, net of allowances for uncollectible amounts and are reflected in other receivables.

(e) *Health Insurance*

Howard established a revocable self-insured trust fund for the purpose of partially funding group health benefits for its employees. The assets consist primarily of investments in money market funds. Deposits to the fund are amounts withheld from employees' salaries and wages and Howard's contributions based on estimates established by the claims administrator. Disbursements from the fund are made in accordance with the payment plan established with the claims administrator. The total estimated liability for asserted and unasserted probable claims at June 30, 2012, June 30, 2011 and June 30, 2010, is approximately \$4,933, \$5,828 and \$7,018, respectively.

Note 11	Fair Value Measurements
----------------	--------------------------------

Effective July 1, 2008, Howard adopted the applicable accounting standards for fair value measurements, defined as the price that would be received to sell an asset or paid to transfer a liability (an exit price) in an orderly transaction between market participants at the measurement date. These accounting standards establish three categories for fair value measurements based upon the transparency of inputs used to value an asset or liability as of the measurement date as follows:

- Level 1 – quoted market prices for identical assets or liabilities in active markets
- Level 2 – quoted market prices for similar assets or liabilities in active markets, quoted prices for identical or similar instruments in markets that are not active, or other than quoted prices in which all significant inputs and significant value drivers are observable in active markets either directly or indirectly
- Level 3 – valuations derived from valuation techniques in which one or more significant inputs or significant value drivers are not observable.

Howard's financial assets and liabilities as of June 30, 2012, June 30, 2011 and June 30, 2010 are subject to fair value accounting.

The Howard University
Notes to the Financial Statements
For Fiscal Years Ended June 30, 2012, 2011 and 2010 (amounts in thousands)

Fair value as of June 30, 2012 is as follows

Assets				
Unexpended bond proceeds (6)	\$ --	\$ 87,217	\$ --	\$ 87,217
Deposits with trustees (7)	4,701	33,449	--	38,150
Total Asset (non investment)	4,701	120,666	--	125,367
Operating investments				
Fixed Income-Government Bonds (2)	5,925	--	--	5,925
Common Stock (3)	28,500	--	--	28,500
Total operating investments	34,425	--	--	34,425
Restricted investments				
Money Market Instrument (1)	--	670	--	670
Common Stock (3)	29,075	--	--	29,075
Private Equity (4)	--	--	2,407	2,407
Real Estate (4)	--	--	250	250
Total restricted investments	29,075	670	2,657	32,402
Endowment Investments				
Money Market Instrument (1)	911	39,097	--	40,008
Commingled Funds				
Global Fixed Income (2)	--	28,870	--	28,870
International Equity (3)	--	38,165	--	38,165
US Common Stock (3)	--	15,190	--	15,190
Common Stock (3)	62,946	--	--	62,946
Fixed Income (2)				
Asset backed	--	2,662	--	2,662
Corporate Bonds	--	5,765	--	5,765
Hedge Funds (4)				
Distressed Debt	--	2,298	--	2,298
Equity Long Short	--	4,488	--	4,488
Event Driven	--	2,353	3,261	5,614
Global Opportunities	--	3,950	--	3,950
Inflation hedge	--	15,172	--	15,172
Multi-strategy	--	24,610	2,260	26,870
Mutual Funds Investment				
Emerging Market Equity (3)	28,165	--	--	28,165
Domestic Common Stock (3)	16,513	--	--	16,513
Domestic Fixed Income (2)	61,898	--	--	61,898
Private Equity and Venture Capital (4)	--	--	93,138	93,138
Real Estate (4)	--	--	9,000	9,000
Total endowment investments	170,433	182,620	107,659	460,712
Liabilities				
Interest rate swap (5)	--	21	--	21
Total assets and liabilities measured at fair value	\$ 238,634	\$ 303,977	\$ 110,316	\$ 652,927

The Howard University
Notes to the Financial Statements
For Fiscal Years Ended June 30, 2012, 2011 and 2010 (amounts in thousands)

Fair value as of June 30, 2011 is as follows

Assets				
Unexpended bond proceeds (6)	\$ 102,429	\$ --	\$ --	\$ 102,429
Deposits with trustees (7)	26,069	22,553	--	48,622
Total Asset (non investment)	128,498	22,553	--	151,051
Operating investments				
Fixed Income-Government Bonds (2)	4,592	--	--	4,592
Common Stock (3)	39,220	--	--	39,220
Total operating investments	43,812	--	--	43,812
Restricted Investment				
Money Market Fund (1)	--	5,008	--	5,008
Common Stock (3)	25,038	--	--	25,038
Private Equity (4)	--	--	3,096	3,096
Real Estate (4)	--	--	250	250
Total restricted investments	25,038	5,008	3,346	33,392
Endowment Investments				
Money Market Instrument (1)	906	18,069	--	18,975
Commingled Funds				
Emerging Market Equity (3)	--	25,483	--	25,483
Global Fixed Income (2)	--	26,563	--	26,563
International Equity (3)	--	41,367	--	41,367
US Common Stock (3)	--	14,643	--	14,643
Common Stock (3)	55,958	--	--	55,958
Fixed Income (2)				
Government Bonds	25,189	--	--	25,189
Asset backed	--	2,022	--	2,022
Corporate Bonds	--	5,900	--	5,900
Hedge Funds (4)				
Distressed Debt	--	2,494	--	2,494
Equity Long short	--	4,146	--	4,146
Event driven	--	2,846	3,277	6,123
Global opportunities	--	4,009	--	4,009
Inflation hedge	--	17,306	--	17,306
Multi-strategy	--	48,058	1,918	49,976
Mutual Funds Investment				
Domestic Common Stock (3)	21,110	--	--	21,110
Domestic Fixed Income (2)	57,872	--	--	57,872
Private Equity and Venture Capital (4)	--	--	85,324	85,324
Real Estate (4)	--	--	8,640	8,640
Total endowment investments	161,035	212,906	99,159	473,100
Liabilities				
Interest rate swap (5)	--	104	--	104
Total assets and liabilities measured at fair value	\$ 358,383	\$ 240,571	\$ 102,505	\$ 701,459

The Howard University
Notes to the Financial Statements
For Fiscal Years Ended June 30, 2012, 2011 and 2010 (amounts in thousands)

Fair value as of June 30, 2010 is as follows

Assets				
Unexpended bond proceeds (6)	\$ --	\$ 42	\$ --	\$ 42
Deposits with trustees (7)	26,992	10,329	--	37,321
Total Asset (non investment)	26,992	10,371	--	37,363
Operating investments				
Fixed Income-Government Bonds (2)	3,395	--	--	3,395
Common Stock (3)	30,560	--	--	30,560
Total operating investments	33,955	--	--	33,955
Restricted investments				
Money Market Instrument (1)	--	194	--	194
Common Stock (3)	22,868	--	--	22,868
Private Equity (4)	--	--	2,101	2,101
Real Estate (4)	--	--	250	250
Total restricted investments	22,868	194	2,351	25,413
Endowment Investments				
Money Market Instrument (1)	661	14,899	--	15,560
Commingled Funds				
Emerging Market Equity (3)	--	19,826	--	19,826
Global Fixed Income (2)	--	23,195	--	23,195
International Equity (3)	--	38,345	--	38,345
Common Stock (3)	51,258	--	300	51,558
Fixed Income (2)				
Government Bonds	25,175	--	--	25,175
Asset backed	--	3,200	287	3,487
Corporate Bonds	--	5,664	--	5,664
Hedge Funds (4)				
Distressed Debt	--	2,258	--	2,258
Equity Long short	--	3,892	--	3,892
Event driven	--	2,753	2,849	5,602
Inflation hedge	--	4,324	--	4,324
Multi-Global opportunities	--	13,229	--	13,229
Multi-strategy	--	48,482	1,618	50,100
Mutual Funds Investment				
Domestic Common Stock (3)	14,525	--	--	14,525
Domestic Fixed Income (2)	47,179	--	--	47,179
Private Equity and Venture Capital (4)	--	--	68,386	68,386
Real Estate (4)	--	--	7,373	7,373
Total endowment investments	138,798	180,067	80,813	399,678
Liabilities				
Interest rate swaps (5)	--	5,582	--	5,582
Total assets and liabilities measured at fair value	\$ 222,613	\$ 196,214	\$ 83,164	\$ 501,991

The following assumptions and estimates were used to determine fair value of each class of financial instruments listed above

- (1) Money market instruments include investments in open ended mutual funds that invest in U S treasury securities, US agency bonds, certificates of deposit and corporate bonds. Funds that are quoted daily in active markets are classified as Level 1. Funds that are not quoted daily with prices based on amortized cost are classified as Level 2.
- (2) For investments in government securities and corporate bonds, fair value is based first upon quoted market prices for those securities that can be classified as Level 1. For securities where an active market is not available, fair value is determined with reference to similar securities using market prices and broker quotes for similar instruments and are classified as Level 2.
- (3) Common stocks are largely valued based on the last sales price for identical securities traded on a primary exchange. These investments are classified as Level 1. Securities that trade infrequently, or that have comparable traded assets – that trade in either active or inactive markets, are priced using available quotes and other market data that are observable as of the reporting date, and are classified as Level 2.
- (4) Alternative investments include Howard's limited partnership interests, hedge funds, private equity and real estate funds. Trading in this class of funds is infrequent and, as a result, market values are not readily determinable. The investments in privately held funds are valued based on valuation techniques that take into account each fund's underlying assets and include valuation methods such as market, cost and income approaches. In accordance with an accounting standard update governing the classification of certain investments which provide the option of NAV redemption value as Level 2, Howard has classified investments in Hedge Funds as Level 2. These investments can be redeemed on a quarterly basis with a 30 to 90 days redemption notice period. Hedge Funds with liquidation terms in excess of 90 days are classified as Level 3. Limited partnerships including private equity and real estate funds and other non-redeemable funds are categorized as Level 3. These investments cannot be redeemed or withdrawn prior to termination of the partnership. Instead, the distributions are received through liquidation of the underlying assets of the fund. No active market exists for these funds and their valuation is based on unobservable and/or significantly adjusted inputs using the best available information provided by the partnership, including management assumptions. Due diligence procedures performed by

management indicate that the values reported are reasonable. These investments are classified as Level 3.

- (5) Interest rate swaps are valued using observable and unobservable inputs, such as quotations received from counterparty dealers or brokers, whenever available and considered reliable. In instances where models are used, the value of the interest rate swap depends upon the contractual terms of, and specific risks inherent in, the instrument as well as the availability and reliability of the observed inputs. Such inputs include market prices for reference securities, yield curves, credit curves, measures of volatility, pre-payment rates, assumptions for non-performance risk, and correlations of such inputs. Certain parts of the interest rate swap arrangements have inputs which can generally be corroborated by market data and are therefore, classified as Level 2 within the fair value hierarchy.
- (6) Unexpended bond proceeds include investments in government debt security funds. These funds are not quoted daily and are valued at amortized cost. These investments are classified as Level 2.
- (7) Deposits held with trustees, including workers' compensation, professional and general liability, health insurance and bond debt service deposits, are comprised primarily of money market instruments, US treasury securities, mortgage-backed securities and corporate bonds. Money market investments are classified as either Level 1 or Level 2 based on whether their prices are quoted daily. Investments in US treasury securities are classified as level 1 and other fixed income securities are classified as level 2.

The methods described above may produce a fair value that may not be indicative of net realizable value or reflective of future fair value. Furthermore, while Howard believes its valuation methods are appropriate and consistent with other market participants, the use of different methodologies or assumptions to determine the fair value of certain financial instruments could result in a different estimate of fair value as of the reporting date.

The Howard University
Notes to the Financial Statements
For Fiscal Years Ended June 30, 2012, 2011 and 2010 (amounts in thousands)

The following tables present the changes in amounts included in the Statements of Financial Position for financial instruments classified within Level 3 of the valuation hierarchy defined above

Changes in Level 3 securities for the period ended June 30, 2012 is as follows

Balance July 1, 2011	\$ 88,420	\$ 5,195	\$ 8,890	\$ 102,505
Gain and Loss (Realized and unrealized)	4,424	33	610	5,067
Purchases	14,260	293	136	14,689
Sales	(11,559)	--	(386)	(11,945)
Balance June 30, 2012	\$ 95,545	\$ 5,521	\$ 9,250	\$ 110,316
Change in unrealized investments held	\$ 424	\$ 33	\$ 573	\$ 1,030

There were \$293 transfers into Level 3 during fiscal year ended June 30, 2012

Balance July 1, 2010	\$ 70,487	\$ 4,467	\$ 287	\$ 300	\$ 7,623	\$ 83,164
Gain and Loss (Realized and unrealized)	15,689	728	(50)	--	1,044	17,411
Purchases	17,117	--	--	--	432	17,549
Transfer out and Sales	(14,873)	--	(237)	(300)	(209)	(15,619)
Balance June 30, 2011	\$ 88,420	\$ 5,195	\$ --	\$ --	\$ 8,890	\$ 102,505

There were \$200 transfers out of Level 3 during fiscal year ended June 30, 2011

Changes in Level 3 securities for the period ended June 30, 2010 is as follows

Balance July 1, 2009	\$ 54,716	\$ 2,034	\$ 64,853	\$ --	\$ 9,365	\$ 130,968
Gain and Loss (Realized and unrealized)	9,813	(89)	467	--	(2,392)	7,799
Purchases	11,873	--	4,000	300	650	16,823
Transfer out and Sales	(5,915)	(1,658)	(64,853)	--	--	(72,426)
Balance June 30, 2010	\$ 70,487	\$ 287	\$ 4,467	\$ 300	\$ 7,623	\$ 83,164

The Howard University
Notes to the Financial Statements
For Fiscal Years Ended June 30, 2012, 2011 and 2010 (amounts in thousands)

There were \$64,853 transfers out of Level 3 during fiscal year ended June 30, 2010. These transfers represent the reclassification of hedge funds to Level 2, from Level 3, in accordance with the applicable accounting standard update.

Net investment income (loss) is summarized as follows for fiscal years ended June 30, 2012, 2011 and 2010:

Interest and dividends	\$ 7,870	\$ 7,433	\$ 8,263
Net realized gains (losses)	3,838	18,887	16,102
Net unrealized gains (losses)	(15,862)	64,740	29,959
Other investment income (expenses)	1,617	3,625	633
Investment expenses	(1,505)	(1,941)	(2,170)
Net investment income (loss)	\$ (4,042)	\$ 92,744	\$ 52,787
Unrestricted operating investment income	\$ 211	\$ 8,856	\$ 5,395
Unrestricted operating endowment transfer	5,985	6,779	7,112
Unrestricted non-operating investment income (loss)	(6,810)	38,187	14,541
Temporarily restricted investment income (loss)	(2,669)	31,016	22,362
Permanently restricted investment income (loss)	(759)	7,906	3,377
Net investment income (loss)	\$ (4,042)	\$ 92,744	\$ 52,787

Investment Commitments – Howard’s investment commitments as of June 30, 2012, 2011 and 2010, are summarized below. Some of these investments do not have readily ascertainable market values and may be subject to withdrawal restrictions.

Private Equity and Venture Capital Funds	\$ 136,703	\$ 136,703	\$ 134,203
Real Estate Funds	15,000	15,000	15,000
Total financial commitment	151,703	151,703	149,203
Amounts funded	124,554	109,833	95,169
Unfunded commitment	\$ 27,149	\$ 41,870	\$ 54,034

The Howard University
Notes to the Financial Statements
For Fiscal Years Ended June 30, 2012, 2011 and 2010 (amounts in thousands)

Note 12 Net Assets

Temporarily restricted net assets consist of the following at June 30

Scholarships	\$ 41,362	\$ 46,179	\$ 40,302
Professorships	24,815	27,093	22,949
Student loans	690	536	307
Federal term	104,718	104,403	92,918
General operations and other	28,878	30,834	22,063
Total	\$ 200,463	\$ 209,045	\$ 178,539

The Federal term restriction is for 20 years for each contribution beginning in 1985. Howard transfers the amount of the original contribution plus accumulated investment returns to unrestricted net assets at the end of each 20 year period. For the years ending June 30, 2012, 2011 and 2010, the transfer amounts were \$5,933, \$6,174 and \$6,663.

Permanently restricted net assets are held in perpetuity and the income therefrom is only expendable for the noted purposes at June 30.

Scholarships	\$ 51,694	\$ 50,700	\$ 49,332
Professorships	17,041	16,613	14,513
Student loans	35,346	35,692	34,186
General operations and other	10,464	11,693	5,877
Total	\$ 114,545	\$ 114,698	\$ 103,908

Net assets were released from donor restrictions due to the passage of time or by incurring expenses satisfying the restricted purpose specified by the donors as noted for fiscal years ended June 30, 2012, 2011 and 2010.

Federal term	\$ 5,933	\$ 6,174	\$ 6,663
Restrictions released based on time	--	--	576
Restrictions released based on purpose			
Scholarships and fellowships	5,562	4,088	2,632
Professorships	720	846	924
Student loans	160	155	247
General operations and other	2,231	1,646	2,894
Total	\$ 14,606	\$ 12,909	\$ 13,936

Note 13 Endowment Fund

Howard's endowment includes approximately 800 individual accounts established to fund scholarships, professorships, student loans, general operations and other purposes. Effective July 1, 2008, Howard adopted Financial Accounting Standards Board Staff Position – Endowments of Not-for-profit Organizations Net Asset Classifications of Funds Subject to an Enacted Version of the Uniform Prudent Management of Institutional Funds Act (UPMIFA), and Enhanced Disclosures for All Endowment Funds. Howard is subject to the District of Columbia Uniform Prudent Management of Institutional Funds Act of 2008 (DC UPMIFA).

Interpretation of Relevant Law

Net Asset Classification - The Board of Trustees of Howard has interpreted the UPMIFA as requiring the preservation of the fair value of the original gift, as of the gift dates of the donor-restricted endowment funds, absent explicit donor stipulations to the contrary. As a result of this interpretation, Howard classifies as permanently restricted net assets

- 1 The original value of gifts with permanent donor-directed use restrictions
- 2 The value of accumulations in accordance with the applicable donor gift instrument at the time the accumulation occurs

Any portion of the donor-restricted gift that is not classified as permanently restricted is classified as temporarily restricted until those amounts are appropriated for expenditure in a manner consistent with the standard of prudence prescribed by UPMIFA.

Spending - In accordance with UPMIFA, Howard considers the following factors in making a determination to spend or accumulate donor-restricted endowment funds

- 1 The duration and preservation of the fund
- 2 The purposes of Howard and the donor-restricted endowment fund
- 3 General economic conditions
- 4 The possible effect of inflation and deflation
- 5 The expected total return from income and appreciation of investments
- 6 Other resources of Howard
- 7 The investment policies of Howard

Management and Investment - In accordance with UPMIFA, Howard considers the following factors in making investment, as well as other management decisions regarding donor-restricted endowment funds

- 1 General economic conditions
- 2 The possible effect of inflation and deflation
- 3 The expected tax consequences, if any
- 4 The role of an investment/action in context of the entire portfolio
- 5 The expected total income and appreciation
- 6 Other University resources
- 7 The needs to preserve capital and make distributions
- 8 An asset's special relationship or value to the University's charitable purpose

As of June 30, 2012, 2011 and 2010, total endowment funds classified as permanently restricted and temporarily restricted net assets were

Permanently Restricted Net Assets			
The portion of perpetual endowment funds that is required to be retained permanently either by explicit donor stipulation or by UPMIFA	\$ 75,326	\$ 74,530	\$ 72,257
Temporarily Restricted Net Assets			
Time restricted funds	\$ 118,338	\$ 118,789	\$ 109,827
The portion of perpetual endowment funds subject to a time restriction under DC UPMIFA			
Without purpose restrictions	3,077	3,972	3,210
With purpose restrictions	45,627	56,094	44,371
Total endowment funds classified as temporarily restricted net assets	\$ 167,042	\$ 178,855	\$ 157,408

The Howard University
Notes to the Financial Statements
For Fiscal Years Ended June 30, 2012, 2011 and 2010 (amounts in thousands)

The change in value and the composition of amounts classified as endowment as of June 30, 2012 is as follows

Endowment net assets, beginning of year	\$ 223,310	\$ 178,855	\$ 74,530	\$ 476,695
Investment return				
Investment income	4,067	3,508	167	7,742
Net depreciation (realized and unrealized)	(4,691)	(7,477)	(721)	(12,889)
Total investment return	(624)	(3,969)	(554)	(5,147)
Contributions	350	3,628	1,316	5,294
Appropriation of endowment assets for operations	(7,072)	(5,599)	(108)	(12,779)
Other changes				
Match release	5,933	(5,933)	--	--
Transfer and other changes	40	60	142	242
Endowment net assets, end of year	\$ 221,937	\$ 167,042	\$ 75,326	\$ 464,305
Donor-restricted endowment funds	\$ (3,915)	\$ 167,042	\$ 75,326	\$ 238,453
Board-designated endowment funds	225,852	--	--	225,852
Endowment net assets, end of year	\$ 221,937	\$ 167,042	\$ 75,326	\$ 464,305

The change in value and the composition of amounts classified as endowment as of June 30, 2011 is as follows

Endowment net assets, beginning of year	\$ 177,846	\$ 157,408	\$ 72,257	\$ 407,511
Investment return				
Investment income	4,276	2,221	129	6,626
Net appreciation (realized and unrealized)	39,090	31,419	537	71,046
Total investment return	43,366	33,640	666	77,672
Contributions	318	3,777	1,273	5,368
Appropriation of endowment assets for expenditure	(4,339)	(9,807)	(123)	(14,269)
Other changes				
Match release	6,174	(6,174)	--	--
Transfer and other changes	(55)	11	457	413
Endowment net assets, end of year	\$ 223,310	\$ 178,855	\$ 74,530	\$ 476,695
Donor-restricted endowment funds	\$ (4,990)	\$ 178,855	\$ 74,530	\$ 248,395
Board-designated endowment funds	228,300	--	--	228,300
Endowment net assets, end of year	\$ 223,310	\$ 178,855	\$ 74,530	\$ 476,695

The Howard University
Notes to the Financial Statements
For Fiscal Years Ended June 30, 2012, 2011 and 2010 (amounts in thousands)

The change in value and the composition of amounts classified as endowment as of June 30, 2010 is as follows

Endowment net assets, beginning of year	\$ 164,045	\$ 140,240	\$ 66,478	\$ 370,763
Investment return				
Investment income	6,502	3,699	176	10,377
Net appreciation (realized and unrealized)	15,287	17,351	379	33,017
Total investment return	21,789	21,050	555	43,394
Contributions	--	4,816	2,902	7,718
Appropriation of endowment assets for operations	(7,575)	(7,402)	(124)	(15,101)
Other changes				
Match release	6,663	(6,663)	--	--
Transfer and other changes	(7,076)	5,367	2,446	737
Endowment net assets, end of year	\$ 177,846	\$ 157,408	\$ 72,257	\$ 407,511
Donor-restricted endowment funds	\$ (9,409)	\$ 157,408	\$ 72,257	\$ 220,256
Board-designated endowment funds	187,255	--	--	187,255
Endowment net assets, end of year	\$ 177,846	\$ 157,408	\$ 72,257	\$ 407,511

Howard's endowment net assets include receivables related to the federal term endowment, which have not been received and therefore not included as part of endowment investments. For fiscal years ended June 30, 2012, 2011 and 2010 receivables of \$3,593, \$3,595 and \$7,833, respectively were recorded, and represent the difference between endowment investments reflected on Statements of Financial Position and endowment net assets reported above.

Funds with Deficiencies - From time to time, the fair value of assets associated with individual donor-restricted endowment funds may fall below the level the donor or the Trustees require Howard to retain as a fund of perpetual duration. Deficiencies of this nature, so called "underwater accounts", are reported in unrestricted net assets and totaled \$3,915, \$4,990 and \$9,409 as of June 30, 2012, 2011 and 2010, respectively. Howard has adopted a policy allowing spending in certain situations from underwater, donor-restricted endowment funds, absent overriding provisions in donor agreements. Howard's investment and spending policy is intended to conform with the UPMIFA which allows spending in underwater endowments, in support of an endowment's purpose.

Return Objectives and Risk Parameters - Howard has adopted investment and spending policies for endowment assets that attempt to provide a predictable stream of funding to programs supported by its endowment while seeking to minimize the risk associated with obtaining such income streams. Endowment assets include those that the organization must hold in perpetuity or for a donor-specified period(s), as well as board-designated endowment funds. Under these policies the endowment assets are invested through a well-diversified investment program designed to exceed the risk-adjusted performance of the market.

benchmark representative of each asset class over rolling five to seven year periods. Howard's objective, over time, is to obtain an average total real rate of return (inflation adjusted) that exceeds its targeted distribution amount over rolling five to seven year periods. Howard's investment strategy aims for a low to moderate level of investment risk. Actual returns in any given year may significantly vary from this objective.

Strategies Employed for Achieving Objectives - To satisfy its long-term rate-of-return objectives, Howard relies on a total return strategy in which investment returns are achieved through both capital appreciation (realized and unrealized) and yield (interest and dividends). Howard targets a diversified asset allocation which places greater emphasis on global public equity-based investments complimented by private markets, real estate and fixed income strategies to achieve its long-term return objectives within prudent risk constraints. The endowment's long-term target asset allocation is approved by the Investment Committee of the Board of Trustees.

Spending Policy and How the Investment Objectives Relate to Spending Policy - Howard's spending policy allows for distribution each year of up to 5 percent of its endowment fund's market value, excluding Federal term and Islamic Funds, based upon a three-year moving average with the most recent year removed. In establishing this policy, Howard considered the long-term expected return on its endowment consistent with its general goal of facilitating the ability of endowments (specifically permanent and time specific endowments) to best fulfill the purposes for which they were designed.

Note 14 Estimated Third-Party Settlements

Certain services rendered by the Hospital and Faculty Practice Plan are reimbursed by third-party payors at cost, based upon cost reports filed after year-end. Contractual allowances are recorded based upon preliminary estimates of reimbursable costs. Net patient service revenue recorded under cost reimbursement agreements for the current and prior years is subject to audit and retroactive adjustments by significant third-party payors for the following years:

Medicare 2002-2012
Medicaid 2010-2012

Final settlements and changes in estimates related to Medicare and Medicaid third-party cost reports for prior years resulted in an increase in net patient service revenues of approximately \$5,179, \$1,382 and \$1,999 for fiscal years ended June 30, 2012, 2011 and 2010, respectively.

Note 15 Property, Plant and Equipment

The Howard University
Notes to the Financial Statements
For Fiscal Years Ended June 30, 2012, 2011 and 2010 (amounts in thousands)

Land and land improvements	\$ 27,911	\$ 27,711	\$ 27,711
Buildings and building improvements	816,208	775,547	758,091
Property held for expansion	57,013	57,007	56,872
Furniture and equipment	275,348	270,232	261,931
Library books	90,093	89,777	89,246
Equipment under capital leases	62,898	63,463	33,681
Software	97,429	94,416	91,203
Software in progress	3,635	3,222	357
Construction in progress	27,399	29,757	27,224
Property, plant and equipment, gross	1,457,934	1,411,132	1,346,316
Accumulated depreciation and amortization	(849,493)	(806,780)	(756,958)
Property, plant and equipment, net	\$ 608,441	\$ 604,352	\$ 589,358

Depreciation and amortization expenses for fiscal years ended June 30, 2012, 2011 and 2010 were \$50,453, \$50,460 and \$49,460, respectively. For fiscal years ended June 30, 2012, 2011 and 2010, respectively, net interest costs of \$1,069, \$360 and \$72, were incurred during construction and capitalized as part of the cost of capital projects.

Howard's asset retirement costs and obligations are reported in property, plant and equipment and other liabilities in the Statements of Financial Position, respectively. The asset retirement obligation has been discounted using a rate of 4.9%. Amounts for the reporting periods ended were as follows:

Asset retirement costs	\$ 4,565	\$ 4,565	\$ 4,565
Accumulated depreciation	2,091	2,033	1,966
Asset retirement obligation	12,247	11,806	11,343

Howard incurred costs related to asbestos abatement during the fiscal years ended June 30, 2012, 2011 and 2010 of \$356, \$16 and \$128, respectively.

Note 16 **Leases**

Lease Obligations

Howard is obligated under capital leases for office and medical equipment that extend through 2017 and the chiller plant that extends through 2031 (see below) in the amounts of \$43,431, \$43,547 and \$24,187, respectively at June 30, 2012, June 30, 2011 and June 30, 2010. The assets are amortized over their estimated useful lives. Accumulated amortization related to the leased assets is \$27,641, \$26,165 and \$20,326, respectively.

At June 30, 2012, Howard has a remaining commitment to draw an additional \$29,066 under an existing lease financing arrangement primarily to finance medical and information technology equipment. The lease periods commence in future months and continue for a period of five years after the start date.

Howard entered into an agreement in March 2010, to construct an air conditioning system (or called "chiller plant") for a price of \$14,500. The construction was completed and the asset placed into service in May 2011. The purchase of the chiller plant will be paid over 20 years through a commodity supply agreement which requires Howard to purchase minimum quantities of output from the facility, which will be owned and operated by third parties. The facility is accounted for as a capital lease asset with a corresponding capital lease obligation. The minimum payments due under the commodity purchase agreement approximate \$21,000.

Howard has several non-cancelable operating leases for office space and equipment that expire by 2019. Rental payments are recognized on a straight-line basis and reflected in the Statements of Activities within professional and administrative services expense. Rent expense related to building space and equipment for fiscal years ended June 30, 2012, 2011 and 2010 was \$7,702, \$9,161 and \$10,016, respectively.

The minimum lease payments under capital leases and non-cancelable operating leases (with initial or remaining lease terms in excess of one year) for future years ending June 30, are as follow:

2013	9.623	3.305
2014	9.435	3.250
2015	8.471	2.850
2016	5.320	1.954
2017 and thereafter	34.965	2.113
Obligation, gross	67.814	13.472
Amounts representing interest rates from 4% to 8%	(24.383)	--
Total Lease Obligations, net	\$ 43,431	\$ 13,472

Lease Income

Howard leases property to several area businesses, non-profit organizations and individuals under non-cancelable operating leases. Howard receives monthly income under these lease agreements, which have termination dates through 2017 and thereafter.

The future minimum lease income for years ending at June 30 is as follow

2013	534
2014	490
2015	478
2016	439
2017 and thereafter	1,965
Total minimum lease income receipts	\$ 3,906

Note 17 Bonds and Notes Payable

(a) Bonds Payable

Howard is obligated with respect to the following bond issues at June 30

<i>District of Columbia issues:</i>			
2006A Revenue Refunding bonds. 5 00% Serial due 2021 through 2031	\$ --	\$ --	\$ 53,490
2006B Revenue Refunding bonds. weekly rate. serial due 2007 through 2026	--	--	39,500
1998 Revenue Refunding bonds. 5 00% to 5 50% Serial due 2021 through 2031	--	--	56,080
2010 Revenue bonds. 5 05% Serial due 2010 through 2025	9,674	10,163	--
2011A Revenue bonds 5 00% to 6 50% Serial due 2020 through 2041	225,250	225,250	--
2011B Revenue bonds 4 31% to 7 63% Serial due 2015 through 2035	65,065	65,065	--
Total bonds payable, gross	\$ 299,989	\$ 300,478	\$ 149,070
Unamortized bond premium (discount)	(6,204)	(6,421)	3,081
Total bonds payable, net	\$ 293,785	\$ 294,057	\$ 152,151

(1) 1996 Revenue Refunding Bonds

In 1996 Howard issued the Series 1996 unsecured revenue refunding bonds. These bonds were defeased with the proceeds of the 2006 refunding bonds (see below).

(2) 1998 Revenue Refunding Bonds

In March 1998 Howard issued \$109,425 of Series 1998 unsecured revenue refunding bonds with a premium of \$4,283. The bonds bear interest ranging from 5.00% to 5.50% and are repayable from 2021 through 2031. In a single previously issued series of transactions Howard has defeased \$94,325 of bonds through the establishment of an irrevocable trust. The 1998 Bonds provides for the maintenance of a debt service reserve fund. Howard had obtained an insurance policy which provided for the payment of regularly scheduled principal and interest obligations. These bonds were defeased with the proceeds of the 2011 Revenue Bonds (see below).

(3) 2006 Revenue Refunding Bonds

In July 2006, Howard issued \$53,490 of Series 2006A bonds and \$44,175 of Series 2006B bonds. A portion of the proceeds of the Series 2006B bonds were used to defease the Series 1996 bonds. The Series 2006A bonds bear interest at 5% and are repayable from 2021 through 2031. The Series 2006B bonds bear interest at a rate which is reset weekly through a remarketing process. Payments on the 2006B bonds are due 2007 through 2026. These bonds were defeased with the proceeds of the 2011 Revenue Bonds (see below).

(4) 2010 Revenue Bonds

In August 2010, Howard issued \$10,400 of Series 2010 bonds. The bonds bear interest at 5.05% repayable from 2010 to 2025. A portion of the proceeds were used to retire an expiring equipment note. The remaining proceeds will be used to fund energy related projects.

(5) 2011 Revenue Bonds

In April 2011, Howard issued \$225,250 of tax exempt revenue bonds (Series 2011A) and \$65,065 of taxable revenue bonds (Series 2011B) to refund the Series 1998 and Series 2006 bonds and to finance new capital improvements. The interest rate on the tax exempt bonds range from 5.25% to 6.50% and the bonds are repayable from 2020 to 2041. The taxable bonds bear interest between 4.31% and 7.63% and are repayable from 2015 to 2035. The average coupon is 6.57%. The 2011 bonds

require Howard to maintain a debt service fund of \$12,634. For the period ended June 30, 2012, the fund balance was \$12,878.

The Series 2011A Bonds maturing on or after October 1, 2021 are subject to optional redemption by the District of Columbia, at the written direction of Howard, in its sole discretion, on or after April 1, 2021 in whole or in part at any time, at a redemption price equal to the principal amount of the Series 2011A Bonds being redeemed, plus accrued interest, if any, to the redemption date.

The Series 2011B Bonds are subject to optional redemption prior to maturity in whole or in part on any Business Day at the Make-Whole Redemption Price at the direction of Howard. 2011 Bond proceeds of \$12,061 have been used to create a deposit for capitalized interest. This amount is reflected in deposits with trustees on the Statements of Financial Position.

(6) Letter of Credit and Reimbursement Agreement

In June 2008 in connection with the conversion of the Series 2006B bonds to a weekly rate from an "auction rate" setting mechanism, Howard entered into a Letter of Credit and Reimbursement Agreement with the trustee of the bonds that expired June 19, 2011. As of June 30, 2011, the Letter of Credit Agreement has been terminated in conjunction with the 2011 Revenue Bond issuance.

(7) Fair Value of Bonds

The estimated fair value of Howard's bonds is determined based on quoted market prices. At June 30, 2012, June 30, 2011 and June 30, 2010, the estimated fair value was approximately \$344,872, \$297,806, and \$154,290, respectively. Fair value estimates are made at a specific point in time, are subjective in nature, and involve uncertainties and matters of judgment. Howard is not required to settle its debt obligations at fair value and settlement is not possible in most cases because of the terms under which the debt was issued and legal limitations on refunding tax-exempt debt.

(b) Notes Payable

Howard is obligated with respect to the following notes payable at June 30

Bank of America Commercial Loan Due monthly, July 2007 through March 31, 2013 fixed interest rate of 6.685%	\$ 780	\$ 1,833	\$ 2,982
Bank of America Property Loan Due monthly, through February 28, 2014 fixed interest rate of 5.01%	7,647	8,795	9,942
SunTrust Bank Secured Term Note Due August 31, 2011 variable interest rate at LIBOR plus 1.9% and secured with Board-designated endowment funds	--	--	20,000
Bank of America Unsecured Line of Credit Due January 31, 2012 variable interest rate at LIBOR plus 1.1%	--	--	9,285
Multi-bank Credit Agreement Due June 24, 2014, variable interest rate at one month LIBOR plus 1.25%	30,142	20,142	--
Bank of America Equipment Note Due October 6, 2010 fixed interest rate of 4.81% per annum	--	--	3,344
Total Notes Payable	\$ 38,569	\$ 30,770	\$ 45,553

In June 2011, Howard replaced its annually renewable revolving credit facilities that aggregated \$65,000 with a \$135,000 Multi-bank Credit Agreement that extends through June, 2014. Outstanding borrowings under that agreement were \$30,142 at June 30, 2012 and \$20,142 at June 30, 2011.

On July 21, 2011, Howard entered into an interest rate cap with SunTrust Bank to protect against one-month Libor rising above 2% over the next three years on a notional value of \$20,000.

(c) Compliance with Contractual Covenants

In May 2011, Howard's debt covenants were amended in conjunction with the 2011 Bond issuance and Multi-bank Credit Agreement execution.

The 2011 Bond and Credit Agreement contain restrictive financial covenants as summarized in the table below as of June 30, 2012

Debt Service Coverage Ratio	2011 Revenue Bonds	June 30 each year	1 10 1 00
Debt Service Coverage Ratio	Multi-bank Credit Agreement	June 30 each year	1 25 1 00
Liquidity Ratio	Multi-bank Credit Agreement	June 30 and December 31	0 35 1 00

At June 30, 2012 Howard was in compliance with the Debt Service Coverage Ratio and Liquidity Ratio

(d) *Scheduled Bond and Note Repayments*

At June 30 the scheduled principal repayments of bonds and notes payable, including sinking fund requirements, is as follows

2011	\$ --	\$ --	\$ 42,471
2012	--	2,786	10,241
2013	2,444	2,349	10,195
2014	37,182	27,181	12,238
2015	569	569	4,545
2016	1,998	1,998	4,765
Thereafter	296,365	296,365	110,168
Subtotal	338,558	331,248	194,623
Bond premiums/(discounts)	(6,204)	(6,421)	3,081
Total	\$ 332,354	\$ 324,827	\$ 197,704

(e) *Interest Rate Swaps*

Howard uses variable rate debt to finance certain activities. These debt obligations expose Howard to variability in interest payments, due to changes in interest rates. If interest rates increase, interest expense increases. Conversely, if interest rates decrease, interest expense also decreases.

In April 1998, Howard entered into an interest rate swap agreement, a derivative instrument, with Bank of America, N A, whereby Howard agreed to pay Bank of America a 6.7% fixed rate of interest on \$17,233 in exchange for the receipt of a floating interest payment based on the 30-day London Interbank Offered Rate (LIBOR) plus 75 basis points (LIBOR at June 30, 2012 was 0.25%). This agreement is to continue in effect until March 31, 2013.

In December 2004, Howard entered into an interest rate swap agreement, a derivative instrument with Goldman Sachs, whereby Howard agreed to pay Goldman Sachs a 3.5% fixed rate of interest on \$42,675, subject to an annual adjustment which began October 1, 2007, in exchange for the receipt of a floating interest payment based on sixty-seven percent of the 30-day LIBOR rate. This agreement, previously tied to the 2006B Bonds, was terminated in May 2011.

The gains and losses recognized under the interest rate swap agreements for fiscal years ended June 30, 2012, 2011 and 2010 were as follows:

	2012	2011	2010
Cumulative gain (loss) at beginning of year	\$ (104)	\$ (5,582)	\$ (3,961)
Gain (loss) during the year	83	1,873	(1,621)
Extinguishment of interest rate swap	--	3,605	--
Cumulative gain (loss) at end of year	\$ (21)	\$ (104)	\$ (5,582)

In 2010, Howard was subject to margin call payments on the Goldman Sachs swap when unrealized losses exceeded \$5,000.

Note 18 Retirement Plans

Pension Plan - Howard has a noncontributory defined benefit pension plan (the Plan) available to substantially all full-time employees. In accordance with government funding regulations, Howard's policy is to make annual contributions to the Plan at least equal to the minimum contribution. Based upon years of service and other factors, the Plan's benefit formula provides that eligible retirees receive a percentage of their final annual pay, based upon years of service and other factors. Plan assets consist primarily of common equity securities, U.S. Treasury securities, corporate bonds, and private investment funds. Effective July 1, 2010, the Plan no longer accrues benefits.

Post-retirement Plan - Howard provides post-retirement medical benefits and life insurance to employees who, at the time they retire, meet specified eligibility and service requirements. Howard pays a portion of the cost of such benefits depending on various factors, including employment start date, age, years of service and either the date of actual retirement or the retirement eligibility date of the participant. The post-retirement benefit plan is unfunded and has no plan assets.

Supplemental Retirement Plan - Howard also has a supplemental retirement plan available to certain retired executives. The plan is noncontributory, unfunded and has a June 30 measurement date. The projected benefit obligation is \$2,192 at

June 30, 2012, \$2,235 at June 30, 2011 and \$2,191 at June 30, 2010. The amounts not yet reflected in operating expenses, but included in unrestricted net assets pertain to accumulated losses of \$1,345 as of June 30, 2012, \$1,193 as of June 30, 2011 and \$1,167 as of June 30, 2010. The actuarial cost method and the assumption on discount rate used to determine the benefit obligation and net periodic cost in the actuarial valuation for the year ended June 30, 2012 are consistent with the method and assumptions used for the defined benefit pension plan.

Savings Plan – Howard supplements its pension plan by offering employees a defined contribution plan under Section 403(b) of the Internal Revenue Code. Eligible employees received a contribution of 6% of base salary and are also permitted to contribute up to 15% of their base pay to the plan. The administration of the plan is provided by three financial administrators: Teachers Insurance and Annuity Association/College Retirement Equities Fund, American International Group – Variable Annuity Life Insurance Company, and Lincoln Financial. Effective July 1, 2011, Lincoln Financial has been replaced as a financial administrator by ING Financial Advisors. These administered plans provide additional retirement benefits including the purchase of annuity contracts for eligible employees. Total costs recognized in the Statements of Activities were \$23,528, \$22,118 and \$12,402, for fiscal years ended June 30, 2012, 2011 and 2010, respectively. The fair value of plan assets for the savings plan for fiscal years ended June 30, 2012, 2011 and 2010 were \$810,202, \$812,031 and \$792,000, respectively. These investments are held by Howard on behalf of its employees and excluded from the Statements of Financial Position.

Effective July 1, 2010, the Savings Plan was modified such that Howard will automatically, upon hire, contribute 6% of any eligible employee's base pay, regardless of tenure or election into the Savings Plan. Howard will contribute a matching contribution of up to 2% of employee elected self contributions.

The Howard University
Notes to the Financial Statements
For Fiscal Years Ended June 30, 2012, 2011 and 2010 (amounts in thousands)

Howard recognizes a plan's overfunded or underfunded status as an asset or liability, with an offsetting adjustment to unrestricted net assets. The reconciliation of the Plan's funded status to amounts recognized in the financial statements at June 30, 2012, June 30, 2011 and June 30, 2010 are as follows:

Change in benefit obligation												
Projected benefit obligation at beginning of year	\$ 537,993	\$ 544,255	\$ 462,854	\$ 185,017	\$ 183,192	\$ 165,924	\$ 2,235	\$ 2,191	\$ 2,152	\$ 725,245	\$ 729,638	\$ 630,930
Service cost	-	-	7,424	473	487	392	-	-	-	473	487	7816
Interest cost	29,980	30,299	31,818	10,163	10,186	11,343	118	117	142	40,261	40,602	43,303
Actuarial (gain) loss	88,935	(10,140)	82,327	3,408	137	13,581	252	115	193	92,595	(9,888)	96,101
Benefits paid	(277,451)	(26,421)	(23,960)	(14,978)	(12,993)	(13,207)	(413)	(188)	(296)	(43,136)	(39,602)	(37,463)
Special termination benefits	-	-	-	-	-	181	-	-	-	-	-	181
Medicare Part D subsidy	-	-	-	420	-	-	-	-	-	420	-	-
Employee contributions	-	-	-	4,927	4,008	4,978	-	-	-	4,927	4,008	4,978
Prior service amendment	-	-	-	-	-	-	-	-	-	-	-	-
Curtailment	-	-	(16,208)	-	-	-	-	-	-	-	-	(16,208)
Projected benefit obligation at end of the period	\$ 629,163	\$ 537,993	\$ 544,255	\$ 189,430	\$ 185,017	\$ 183,192	\$ 2,192	\$ 2,235	\$ 2,191	\$ 820,785	\$ 725,245	\$ 729,638
Change in plan assets												
Fair value of plan assets at beginning of year	463,433	410,630	389,095	-	-	-	-	-	-	463,433	410,630	389,095
Actual return on plan assets	(2,733)	79,224	45,495	-	-	-	-	-	-	(2,733)	79,224	45,495
Employer contributions	28,000	-	-	9,631	8,985	8,229	23,941	22,306	12,698	61,572	31,291	20,927
Employee contributions	-	-	-	4,927	4,008	4,978	-	-	-	4,927	4,008	4,978
Medicare Part D subsidy	-	-	-	420	-	-	-	-	-	420	-	-
Benefits paid	(277,451)	(26,421)	(23,960)	(14,978)	(12,993)	(13,207)	(413)	(188)	(296)	(43,136)	(39,602)	(37,463)
Fair value at end of the period	\$ 460,955	\$ 463,433	\$ 410,630	\$ -	\$ -	\$ -	NA	NA	NA	NA	NA	NA
Total	\$ (168,208)	\$ (74,560)	\$ (133,625)	\$ (189,430)	\$ (185,017)	\$ (183,192)	NA	NA	NA	NA	NA	NA

Components of net periodic benefit cost and other amounts recognized in unrestricted net assets at June 30, 2012, June 30, 2011 and June 30, 2010

Recognized in Statements of Activities												
Amortization of transition obligation	\$ -	\$ -	\$ -	\$ 3,774	\$ 3,774	\$ 3,774	\$ -	\$ -	\$ -	\$ 3,774	\$ 3,774	\$ 3,774
Amortization of prior service cost	-	-	3	2,137	2,253	2,254	-	-	-	2,137	2,253	2,257
Amortization of net actuarial loss	3,892	3,613	1,612	228	63	-	89	89	77	4,209	3,765	1,689
Total amortization	3,892	3,613	1,615	6,139	6,090	6,028	89	89	77	10,120	9,792	7,720
Service cost	-	-	7,424	473	487	392	23,528	22,118	12,402	24,001	22,605	20,218
Interest cost	29,980	30,299	31,818	10,163	10,186	11,343	118	118	142	40,261	40,602	43,303
Expected return on plan assets	(31,479)	(31,553)	(33,627)	-	-	-	-	-	-	(31,479)	(31,553)	(33,627)
Curtailment loss	-	-	4	-	-	-	-	-	-	-	-	4
Special termination benefit recognized	-	-	-	-	-	181	-	-	-	-	-	181
Recognized in operating expenses	\$ 2,393	\$ 2,359	\$ 7,234	\$ 16,775	\$ 16,763	\$ 17,944	\$ 23,735	\$ 22,325	\$ 12,621	\$ 42,903	\$ 41,447	\$ 37,799
Amortization of transition obligation	-	-	-	(3,774)	(3,774)	(3,774)	-	-	-	(3,774)	(3,774)	(3,774)
Amortization of prior service cost	-	-	(3)	(2,137)	(2,253)	(2,254)	-	-	-	(2,137)	(2,253)	(2,257)
Amortization of actuarial loss	(3,892)	(3,613)	(1,612)	(228)	(63)	-	(89)	(89)	(77)	(4,209)	(3,765)	(1,689)
Total amortization	(3,892)	(3,613)	(1,615)	(6,139)	(6,090)	(6,028)	(89)	(89)	(77)	(10,120)	(9,792)	(7,720)
Net actuarial (gain) loss during the year	123,166	(57,811)	54,249	3,408	137	12,896	89	115	193	126,663	(57,559)	67,338
Prior service cost arising during period	-	-	-	-	-	-	-	-	-	-	-	-
Curtailment loss	-	-	-	-	-	-	-	-	-	-	-	-
Total recognized in other changes in unrestricted net assets	\$ 119,274	\$ (61,424)	\$ 52,634	\$ (2,731)	\$ (5,953)	\$ 6,868	\$ -	\$ 26	\$ 116	\$ 116,543	\$ (67,351)	\$ 59,618
Total recognized in Statements of Activities	\$ 121,667	\$ (59,065)	\$ 59,868	\$ 14,044	\$ 10,810	\$ 24,812	\$ 23,735	\$ 22,351	\$ 12,737	\$ 159,446	\$ (25,904)	\$ 97,417

The Howard University
Notes to the Financial Statements
For Fiscal Years Ended June 30, 2012, 2011 and 2010 (amounts in thousands)

Amounts included in unrestricted net assets at June 30, 2012, June 30, 2011 and June 30, 2010

Net actuarial loss	\$ (277,589)	\$ (158,315)	\$ (219,739)	\$ (19,757)	\$ (16,577)	\$ (16,503)
Prior service cost	--	--	--	(39,663)	(41,800)	(44,053)
Transition obligation	--	--	--	(3,787)	(7,561)	(11,335)
Total	\$ (277,589)	\$ (158,315)	\$ (219,739)	\$ (63,207)	\$ (65,938)	\$ (71,891)

The estimated net actuarial loss, prior service cost, and transition obligation for the pension and post-retirement plans that will be accounted for as a part of net periodic benefit cost over the next fiscal year are \$8,503, \$2,084 and \$3,787, respectively. A contribution of \$28,000 was made in fiscal year 2012. A similar contribution is expected to be made in fiscal year 2013.

The weighted average assumptions used to determine the benefit obligation in the actuarial valuations for the periods ended June 30, 2012, June 30, 2011 and June 30, 2010 were as follows:

Discount rate	4.29%	5.76%	5.75%	4.25%	5.69%	5.75%
Expected return on plan assets	7.50%	7.50%	7.50%	0.00%	0.00%	0.00%
Rate of compensation increase	--	--	--	3.50%	3.50%	3.50%

The weighted average assumptions used to determine net periodic cost in the actuarial valuations for the periods ended June 30, 2012, June 30, 2011 and June 30, 2010 were as follows:

Discount rate	5.76%	5.75%	7.10%	5.69%	5.75%	7.10%
Expected return on plan assets	7.50%	7.50%	7.50%	0.00%	0.00%	0.00%
Rate of compensation increase						
To age 35	--	--	3.50%	3.50%	3.50%	3.50%
Thereafter	--	--	3.50%	3.50%	3.50%	3.50%

The overall long-term rate of return for the pension plan assets was developed by estimating the expected long-term real return for each asset class within the portfolio. An average weighted real rate of return was computed for the portfolio which reflects the Plan's targeted asset allocation. Consideration was given to the correlation between asset classes and the anticipated real rate of return and was added to the anticipated long-term rate of inflation.

The Howard University
Notes to the Financial Statements
For Fiscal Years Ended June 30, 2012, 2011 and 2010 (amounts in thousands)

Pension plan investments as of June 30, 2012 were as follows

Pension Plan Investments				
Money Market Instrument (1)	\$ 821	\$ 13,151	\$ --	\$ 13,972
Commingled Funds (3)				
Emerging market equity	--	37,839	--	37,839
US Common Stock	--	22,785	--	22,785
Common Stock (3)	103,138	--	--	103,138
Fixed Income (2)				
Asset backed	--	3,783	--	3,783
Corporate Bonds	17	1,370	--	1,387
Government Bond	45,128	--	--	45,128
Hedge Funds (4)				
Distressed Debt	--	2,298	--	2,298
Equity Long short	--	4,488	--	4,488
Event driven	--	1,861	2,629	4,490
Inflation hedge	--	13,741	--	13,741
Multi-Global opportunities	--	3,389	--	3,389
Multi-strategy	--	23,030	1,988	25,018
Mutual Funds Investment				
Domestic common stock (3)	13,508	--	--	13,508
Emerging market equity (3)	10,198	--	--	10,198
Domestic Fixed Income (2)	53,307	--	--	53,307
Private Equity and Venture Capital (4)	--	--	93,070	93,070
Real Estate (4)	--	--	9,000	9,000
Total pension plan investments	\$ 226,117	\$ 127,735	\$ 106,687	\$ 460,539
Assets not subject to fair value reporting	1,593	--	--	1,593
Liabilities not subject to fair value	(1,176)	--	--	(1,176)
Total plan assets	\$ 226,534	\$ 127,735	\$ 106,687	\$ 460,956

Refer to Note 11 – Fair Value Measurements for explanation of financial instrument classifications

The Howard University
Notes to the Financial Statements
For Fiscal Years Ended June 30, 2012, 2011 and 2010 (amounts in thousands)

Pension plan investments as of June 30, 2011 were as follows

Pension Plan Investments				
Money Market Instrument (1)	\$ 401	\$ 11,919	\$ --	\$ 12,320
Commingled Funds				
International Equity (3)	--	42,782	--	42,782
US Common Stock (3)	--	21,965	--	21,965
Common Stock (3)	102,604	--	--	102,604
Fixed Income (2)				
Asset backed	--	8,639	--	8,639
Corporate Bonds	--	4,999	--	4,999
Government Bond	4,432	--	--	4,432
Hedge Funds (4)				
Distressed Debt	--	2,494	--	2,494
Equity Long short	--	4,146	--	4,146
Event driven	--	2,276	2,622	4,898
Inflation hedge	--	15,671	--	15,671
Multi-Global opportunities	--	3,432	--	3,432
Multi-strategy	--	45,240	1,919	47,159
Mutual Funds Investment				
Domestic common stock (3)	17,192	--	--	17,192
Domestic Fixed Income (2)	75,773	--	--	75,773
Private Equity and Venture Capital (4)	--	--	85,327	85,327
Real Estate (4)	--	--	8,640	8,640
Total pension plan investments	\$ 200,402	\$ 163,563	\$ 98,508	\$ 462,473
Assets not subject to fair value reporting	1,386	--	--	1,386
Liabilities not subject to fair value	(426)	--	--	(426)
Total plan assets	\$ 201,362	\$ 163,563	\$ 98,508	\$ 463,433

The Howard University
Notes to the Financial Statements
For Fiscal Years Ended June 30, 2012, 2011 and 2010 (amounts in thousands)

Pension plan investments as of June 30, 2010 were as follows

Pension Plan Investments				
Money Market Instrument (1)	\$ --	\$ 5,370	\$ --	\$ 5,370
Commingled Funds-International Equity				
Security (3)	--	37,366	--	37,366
Common Stock (3)	78,425	14,049	310	92,784
Fixed Income (2)				
Asset backed	--	9,954	232	10,186
Corporate Bonds	--	5,326	--	5,326
Government Bond	2,490	--	--	2,490
Hedge Funds (4)				
Distressed Debt	--	2,258	--	2,258
Equity Long short	--	3,892	--	3,892
Event driven	--	2,202	2,279	4,481
Inflation hedge	--	11,980	--	11,980
Multi-Global opportunities	--	3,768	--	3,768
Multi-strategy	--	47,038	1,618	48,656
Mutual Funds Investment				
Domestic common stock (3)	11,951	--	--	11,951
Domestic Fixed Income (2)	78,064	--	--	78,064
Private Equity and Venture Capital (4)	--	--	68,392	68,392
Real Estate (4)	--	--	7,373	7,373
Total pension plan investments	\$ 170,930	\$ 143,203	\$ 80,204	\$ 394,337
Assets not subject to fair value reporting	16,681	--	--	16,681
Liabilities not subject to fair value	(388)	--	--	(388)
Total plan assets	\$ 187,223	\$ 143,203	\$ 80,204	\$ 410,630

The following table presents changes in amounts for financial instruments classified within Level 3 of the valuation hierarchy previously defined, at June 30, 2012

Balance July 1, 2011	\$ 85,327	\$ 4,541	\$ 8,640	\$ 98,508
Gain and Loss (Realized and Unrealized)	5,183	76	701	5,960
Purchases	14,046	--	136	14,182
Transfer out and				
Sales	(11,486)	--	(477)	(11,963)
Balance at June 30, 2012	\$ 93,070	\$ 4,617	\$ 9,000	\$ 106,687
Change in unrealized investments held	\$ 424	\$ 76	\$ 573	\$ 1,073

The Howard University
Notes to the Financial Statements
For Fiscal Years Ended June 30, 2012, 2011 and 2010 (amounts in thousands)

The following table presents changes in amounts for financial instruments classified within Level 3 of the valuation hierarchy previously defined, at June 30, 2011

Balance July 1, 2010	\$ 68,392	\$ 3,897	\$ 232	\$ 310	\$ 7,373	\$ 80,204
Gain and Loss (Realized and Unrealized)	15,950	644	(41)	--	1,113	17,666
Purchases	17,275	--	--	--	432	17,707
Transfer out and Sales	(16,290)	--	(191)	(310)	(278)	(17,069)
Balance at June 30, 2011	\$ 85,327	\$ 4,541	\$ --	\$ --	\$ 8,640	\$ 98,508

The following table presents changes in amounts for financial instruments classified within Level 3 of the valuation hierarchy previously defined, at June 30, 2010

Balance July 1, 2009	\$ 51,354	\$ --	\$ 2,034	\$ --	\$ 10,562	\$ 63,950
Gain and Loss (Realized and Unrealized)	11,301	397	(8)	--	(3,992)	7,698
Purchases	12,672	3,500	--	310	978	17,460
Transfer out and Sales	(6,935)	--	(1,794)	--	(175)	(8,904)
Balance June 30, 2010	\$ 68,392	\$ 3,897	\$ 232	\$ 310	\$ 7,373	\$ 80,204

Pension Plan Investment Commitments – Howard’s investment commitments as of June 30, 2012, June 30, 2011 and June 30, 2010 are summarized below. Additionally, some of these investments do not have readily ascertainable market values and may be subject to withdrawal restrictions and are less liquid than Howard’s other investments.

Private Equity Funds	\$ 136,703	\$ 136,703	\$ 134,203
Real Estate Funds	15,000	15,000	15,000
Total financial commitment	151,703	151,703	149,203
Amounts funded	124,554	109,833	95,169
Unfunded commitment	\$ 27,149	\$ 41,870	\$ 54,034

The asset allocation of the Plan is analyzed annually to determine the need for rebalancing to maintain an allocation that is within the allowable ranges. The investment strategy is to invest in asset classes that are negatively correlated to minimize overall risk in the portfolio. Interim targets outside of the allowable ranges were set to allow for flexibility in reaching the long-term targets in the private equity and real estate categories. The actual allocation of the plan for the period ended June 30, and the allowable range is as follows:

Mid-Large Cap U.S. Equity	18.0%	16.6%	12.3%	10-20%
Small Cap U.S. Equity	4.5%	4.8%	6.5%	0-10%
International Equity - Developed	13.1%	15.8%	14.1%	10-20%
Private Equity/Venture Capital	20.0%	16.3%	15.2%	5-15%
Hedge Funds	8.7%	13.8%	14.7%	5-10%
Inflation Hedging	7.9%	9.3%	7.7%	10-15%
Emerging Markets Equity	2.2%	0.0%	4.4%	0-10%
U.S. Core Bonds	22.6%	20.8%	13.2%	25-35%
Global Bonds	0.0%	0.0%	5.2%	0-0%
Cash and Cash Equivalents	3.0%	2.6%	6.7%	0-5%
Total	100%	100%	100%	

The trend rate for growth in health care costs, excluding dental, used in the calculation for fiscal year 2012 is 8.4%. This growth rate was assumed to decrease gradually to 4.5% in 2030 and to remain at this level thereafter. The growth rate in the trend rate dental care costs used in the calculations for fiscal year 2012 is 5.7%. The growth rate was assumed to decrease gradually to 4.5% by 2030 and to remain at that level thereafter. The health care cost trend rate assumption has a significant effect on the obligations reported for the health care plans.

A one-percentage change in assumed annual health care cost trend rate would change the service and interest components of retiree medical expense by approximately \$200 - \$300, and the post retirement obligation by approximately \$4,000 - \$5,000 in each year presented

The following benefit payments, which reflect expected future service as appropriate, are expected to be paid over the next ten years as follows

Year ending June 30				
2013	\$ 37.846	\$ 12.607	\$ (646)	\$ 11.961
2014	36.929	13.194	(710)	12.484
2015	37.980	13.742	(774)	12.968
2016	38.773	13.566	(520)	13.046
2017	39.463	13.267	(203)	13.064
Years 2018-2022	201.863	63.784	(934)	62.850
Total	\$ 392,854	\$ 130,160	\$ (3,787)	\$ 126,373

Note 19 **Commitments and Contingencies**

(a) *Federal Awards*

Howard receives substantial revenues from government grants, contracts, and Federal student financial assistance programs authorized by Title IV and Title VII of the Higher Education Act of 1965. Previous compliance audits have reported certain deficiencies in the administration of both the University's Title IV and Title VII programs and its federal grants and contracts. The ultimate determination of amounts received under these programs generally is based upon allowable costs reported to and audited by the government or its designees.

(b) *Litigation and Other Claims*

During the ordinary course of business, Howard is a party to various litigation and other claims in the ordinary course of business including claims of malpractice by the Hospital and faculty physicians. It is also subject to potential future claims based on findings or accusations arising from past practices under governmental programs and regulations and tort law. In the opinion of management and Howard's general counsel, an appropriate monetary provision has been made to account for probable losses and the ultimate resolution of these matters.

(c) *Collective Bargaining Agreements*

Howard has several collective bargaining agreements currently in effect with unions representing approximately 1,800 employees. Certain of these agreements are in negotiations and have been extended beyond the stated expiration date.

Note 20 Related Party Transactions

(a) *Howard University Charter Middle School*

Howard University Board of Trustees founded Howard University Charter Middle School of Mathematics and Science, which operates from premises owned by Howard. For fiscal years ended June 30, 2012, 2011 and 2010, Howard has contributed to the Middle School as follows:

Cash operating support	\$ 500	\$ 769	\$ 492
Donated computer equipment	204	231	258
Facility leased (market value)	1,009	1,009	946
Total	\$ 1,713	\$ 2,009	\$ 1,696

(b) *The Howard Dialysis Center*

Howard and American Renal Associates, LLC (ARA) entered into a joint venture to form and operate Howard University Dialysis Center LLC (LLC). The member interests of the LLC are 51% for ARA and 49% for Howard. In conjunction with the creation of the joint venture, the LLC was capitalized with \$4,590 from ARA and the LLC purchased from Howard: 1) the assets and contracts associated with the Hospital outpatient dialysis services which had a book value of \$40, 2) entered into an agreement for Howard not to compete, 3) obtained a guarantee from Howard to jointly back the LLC's debt arrangements. In May 2012, the LLC entered into a term loan to finance construction for \$1,699 and a working capital revolving loan for \$300 with ARA. The value of the initial investment in the LLC at the date of the transaction is reflected at the fair value of the LLC at the creation of the joint venture. A gain of \$9,056 has been recognized on this transaction reflecting cash received of \$4,590 and a 49% equity interest in the LLC of \$4,466. Howard will account for its interest in the LLC using the equity method which requires Howard to record a proportional share of the LLC's net income (loss) as increase (decrease) to the initial investment received (after adjusting for the LLC's fair value accounting). On March 1, 2012, the LLC commenced a lease with Howard for the current space, employees, and Medical Director associated with its Hospital outpatient dialysis services which will result in monthly rental income for Howard in addition to its proportionate share of earnings (losses) of the LLC.

As of June 30, 2012 the Statement of Financial Position for the LLC is as follows

Total Assets	\$ 11,119
Total Liabilities	2,066
Equity	
Partner	9,000
Retained earning	53
Total Equity	9,053
ARA interest	\$ 4,617
Howard interest	\$ 4,436

Note 21 Subsequent Events

Howard performed an evaluation of subsequent events through October 29, 2012, which is the date the financial statements were issued, noting no additional events which affect the financial statements as of June 30, 2012

Additional Data

Software ID:

Software Version:

EIN: 53-0204707

Name: THE HOWARD UNIVERSITY

Form 990, Special Condition Description:

Special Condition Description

Form 990, Part VII - Compensation of Officers, Directors, Trustees, Key Employees, Highest Compensated Employees, and Independent Contractors

(A) Name and Title	(B) Average hours per week	(C) Position (check all that apply)						(D) Reportable compensation from the organization (W-2/1099-MISC)	(E) Reportable compensation from related organizations (W-2/1099-MISC)	(F) Estimated amount of other compensation from the organization and related organizations
		Individual trustee or director	Institutional Trustee	Officer	Key employee	Highest compensated employee	Former			
SIDNEY A RIBEAU PHD PRESIDENT	40 00	X		X				632,105	0	127,235
MR ADDISON BARRY RAND CHAIRMAN	1 00	X		X				0	0	0
RENEE HIGGINBOTHAM-BROOKS ESQ VICE CHAIRWOMAN	1 00	X		X				0	0	0
CHARISSE R LILLIE ESQ BOARD MEMBER	1 00	X						0	0	0
CHARLES BOYD MD BOARD MEMBER	1 00	X						0	0	0
CHARLES J MCDONALD MD BOARD MEMBER	1 00	X						0	0	0
CORNELL LEVERETTE MOORE ESQ BOARD MEMBER	1 00	X						0	0	0
REED V TUCKSON MD BOARD MEMBER	1 00	X						0	0	0
FLORETTA DUKES MCKENZIE EDD CHAIRWOMAN EMERITA	1 00	X						0	0	0
GEORGE LITTLETON PHD BOARD MEMBER	1 00	X						101,582	0	18,205
HAROLD P FREEMAN MD BOARD MEMBER	1 00	X						0	0	0
JOSHUA B RALES ESQ BOARD MEMBER	1 00	X						0	0	0
LARKIN ARNOLD JR ESQ BOARD MEMBER	1 00	X						0	0	0
MR EARL G GRAVES SR BOARD MEMBER	1 00	X						0	0	0
MR GERALD D PROTHRO BOARD MEMBER	1 00	X						0	0	0
MR GREGORY A WHITE BOARD MEMBER	1 00	X						0	0	0
MR JOHN A THAIN BOARD MEMBER	1 00	X						0	0	0
MR JOHN D ZEGLIS BOARD MEMBER	1 00	X						0	0	0
MR PIERRE U ETIENNE BOARD MEMBER	1 00	X						0	0	0
MR ROBERT L LUMPKINS BOARD MEMBER	1 00	X						0	0	0
MR THOMAS W JONES BOARD MEMBER	1 00	X						0	0	0
MRS BERNAREE P WILEY BOARD MEMBER	1 00	X						0	0	0
MRS ELIZABETH G EARLY BOARD MEMBER	1 00	X						0	0	0
MS AMY S HILLIARD BOARD MEMBER	1 00	X						0	0	0
MS DEBBIE ALLEN BOARD MEMBER	1 00	X						0	0	0

Form 990, Part VII - Compensation of Officers, Directors, Trustees, Key Employees, Highest Compensated Employees, and Independent Contractors

(A) Name and Title	(B) Average hours per week	(C) Position (check all that apply)						(D) Reportable compensation from the organization (W-2/1099-MISC)	(E) Reportable compensation from related organizations (W-2/1099-MISC)	(F) Estimated amount of other compensation from the organization and related organizations
		Individual trustee or director	Institutional Trustee	Officer	Key employee	Highest compensated employee	Former			
OLIVER G MCGEE PHD FORMER VP OF RESEARCH	40 00						X	275,522	0	16,814
ANDRE J DUERINCKX MD CHAIR OF RADIOLOGY	40 00					X		497,060	0	4,709
DAMIREZ FOSSETT MD ASSISTANT PROFESSOR	40 00					X		494,532	0	30,702
EDWARD CORNWELL III MD SURGEON-IN-CHIEF	40 00					X		740,591	0	32,772
JOHN T HEBERT MD DIR, ANESTHESIOLOGY	40 00					X		545,417	0	7,286
OSCAR STREETER MD CHAIR OF RADIATION ONCOLOGY	40 00					X		525,278	0	32,754

Form 990, Part VII - Compensation of Officers, Directors, Trustees, Key Employees, Highest Compensated Employees, and Independent Contractors

(A) Name and Title	(B) Average hours per week	(C) Position (check all that apply)						(D) Reportable compensation from the organization (W-2/1099-MISC)	(E) Reportable compensation from related organizations (W-2/1099-MISC)	(F) Estimated amount of other compensation from the organization and related organizations
		Individual trustee or director	Institutional Trustee	Officer	Key employee	Highest compensated employee	Former			
MS ERIN B RIGSBY BOARD MEMBER	1 00	X						0	0	0
MS JESSYE NORMAN BOARD MEMBER	1 00	X						0	0	0
PATRICK HARKER PHD BOARD MEMBER	1 00	X						0	0	0
PAUL COTTON PHD BOARD MEMBER	1 00	X						0	0	0
RICHARD WRIGHT PHD BOARD MEMBER	1 00	X						110,031	0	17,883
RUTH J SIMMONS PHD BOARD MEMBER	1 00	X						0	0	0
STACEY J MOBLEY ESQ BOARD MEMBER	1 00	X						0	0	0
THE HONORABLE L DOUGLAS WILDER BOARD MEMBER	1 00	X						0	0	0
THE HONORABLE M KASIM REED BOARD MEMBER	1 00	X						0	0	0
VERNON E JORDAN JR ESQ BOARD MEMBER	1 00	X						0	0	0
WAYMAN F SMITH III ESQ BOARD MEMBER	1 00	X						0	0	0
ARTIS HAMPSHIRE-COWAN ESQ SENIOR VP & SECRETARY	40 00			X				273,667	0	23,831
BARBARA GRIFFIN PHD VP STUDENT AFFAIRS	40 00			X				182,064	0	26,131
EVE HIGGINBOTHAM MD SVP OF HEALTH SERVICES	40 00			X				762,072	0	29,565
FLORENCE BONNER PHD VP FOR RESEARCH AND COMPLI	40 00			X				249,817	0	26,156
HASSAN MINOR PHD SENIOR VP	40 00			X				296,339	0	26,474
JAMES H WYCHE PHD PROVOST & CHIEF ACADEMIC O	40 00			X				385,205	0	32,073
LASALLE LEFFALL MD INTERIM PROVOST	40 00			X				333,963	0	25,293
MR JAMES JONES VP HUMAN RESOURCES	40 00			X				270,522	0	27,128
MR ROBERT M TAROLA CHIEF FINANCIAL OFFICER	40 00			X				0	0	0
MR TROY STOVALL CHIEF OPERATING OFFICER	40 00			X				329,144	0	29,888
MRS NESTA BERNARD VP OF UNIVERSITY ADVANCEME	40 00			X				238,097	0	25,983
NORMA LEFTWICH ESQ GENERAL COUNSEL	40 00			X				270,805	0	31,260
WAYNE FREDERICK MD INTERIM DIRECTOR CANCER CE	40 00			X				864,315	0	32,235
H PATRICK SWYGERT ESQ FORMER PRESIDENT	40 00						X	173,939	0	19,659