




See a Social Security Number? Say Something!
Report Privacy Problems to <https://public.resource.org/privacy>
Or call the IRS Identity Theft Hotline at 1-800-908-4490



Form 990  Department of the Treasury Internal Revenue Service	Return of Organization Exempt From Income Tax Under section 501(c), 527, or 4947(a)(1) of the Internal Revenue Code (except black lung benefit trust or private foundation)	OMB No 1545-0047 <div> <div>2011</div> <div>Open to Public Inspection</div> </div>
	▶ The organization may have to use a copy of this return to satisfy state reporting requirements	

A For the 2011 calendar year, or tax year beginning 07-01-2011 and ending 06-30-2012		D Employer identification number 52-1272129	
B Check if applicable <input type="checkbox"/> Address change <input type="checkbox"/> Name change <input type="checkbox"/> Initial return <input type="checkbox"/> Terminated <input type="checkbox"/> Amended return <input type="checkbox"/> Application pending	C Name of organization Washington Hospital Center Corporation		E Telephone number (202) 877-7000
	Doing Business As MedStar Washington Hospital Center		G Gross receipts \$ 1,153,701,417
	Number and street (or P O box if mail is not delivered to street address) 110 Irving Street NW	Room/suite	
	City or town, state or country, and ZIP + 4 Washington, DC 20010		
	F Name and address of principal officer John Sullivan 110 IRVING STREET NW WASHINGTON, DC 20010		H(a) Is this a group return for affiliates? <input type="checkbox"/> Yes <input checked="" type="checkbox"/> No
I Tax-exempt status <input checked="" type="checkbox"/> 501(c)(3) <input type="checkbox"/> 501(c) () ◀(Insert no) <input type="checkbox"/> 4947(a)(1) or <input type="checkbox"/> 527		H(b) Are all affiliates included? <input type="checkbox"/> Yes <input type="checkbox"/> No If "No," attach a list (see instructions)	
J Website: ▶ www.whcenter.org		H(c) Group exemption number ▶	
K Form of organization <input checked="" type="checkbox"/> Corporation <input type="checkbox"/> Trust <input type="checkbox"/> Association <input type="checkbox"/> Other ▶		L Year of formation 1949	M State of legal domicile DC

Part I		Summary	
Activities & Governance	1 Briefly describe the organization's mission or most significant activities MWHC IS DEDICATED TO DELIVERING EXCEPTIONAL PATIENT FIRST HEALTH CARE WE PROVIDE THE REGION WITH THE HIGHEST QUALITY AND LATEST MEDICAL ADVANCES THROUGH EXCELLENCE IN PATIENT CARE, EDUCATION, AND RESEARCH		
	2 Check this box <input checked="" type="checkbox"/> if the organization discontinued its operations or disposed of more than 25% of its net assets		
	3 Number of voting members of the governing body (Part VI, line 1a)	3	23
	4 Number of independent voting members of the governing body (Part VI, line 1b)	4	16
	5 Total number of individuals employed in calendar year 2011 (Part V, line 2a)	5	7,697
6 Total number of volunteers (estimate if necessary)	6	260	
7a Total unrelated business revenue from Part VIII, column (C), line 12	7a	7,623,021	
b Net unrelated business taxable income from Form 990-T, line 34	7b	0	
Revenue	8 Contributions and grants (Part VIII, line 1h)	Prior Year	Current Year
	9 Program service revenue (Part VIII, line 2g)	14,492,724	9,269,498
	10 Investment income (Part VIII, column (A), lines 3, 4, and 7d)	1,109,077,816	1,126,903,982
	11 Other revenue (Part VIII, column (A), lines 5, 6d, 8c, 9c, 10c, and 11e)	3,169,683	554,283
	12 Total revenue—add lines 8 through 11 (must equal Part VIII, column (A), line 12)	17,889,262	16,001,954
		1,144,629,485	1,152,729,717
Expenses	13 Grants and similar amounts paid (Part IX, column (A), lines 1–3)	0	0
	14 Benefits paid to or for members (Part IX, column (A), line 4)	0	0
	15 Salaries, other compensation, employee benefits (Part IX, column (A), lines 5–10)	587,340,283	574,186,043
	16a Professional fundraising fees (Part IX, column (A), line 11e)	0	0
	b Total fundraising expenses (Part IX, column (D), line 25) <input checked="" type="checkbox"/> 0		
	17 Other expenses (Part IX, column (A), lines 11a–11d, 11f–24e)	557,777,594	546,310,647
	18 Total expenses Add lines 13–17 (must equal Part IX, column (A), line 25)	1,145,117,877	1,120,496,690
	19 Revenue less expenses Subtract line 18 from line 12	-488,392	32,233,027
	Net Assets or Fund Balances		Beginning of Current Year
20 Total assets (Part X, line 16)		394,855,162	480,170,924
21 Total liabilities (Part X, line 26)		168,144,471	246,122,360
22 Net assets or fund balances Subtract line 21 from line 20		226,710,691	234,048,564

Part II		Signature Block			
Under penalties of perjury, I declare that I have examined this return, including accompanying schedules and statements, and to the best of my knowledge and belief, it is true, correct, and complete. Declaration of preparer (other than officer) is based on all information of which preparer has any knowledge.					
Sign Here	<div> <div></div> <div>Signature of officer</div> </div>		<div> <div></div> <div>2013-05-08</div> </div> <div>Date</div>		
	<div> <div></div> <div>Marc R Berger AVP, Taxation/Financial Compliance</div> </div> <div>Type or print name and title</div>				
Paid Preparer's Use Only	Preparer's signature	<div> <div></div> <div>Scott Sherman</div> </div>	<div>Date</div>	<div>Check if self-employed</div> <div><input type="checkbox"/></div>	Preparer's taxpayer identification number (see instructions)
	Firm's name (or yours if self-employed), address, and ZIP + 4	<div> <div></div> <div>KPMG LLP</div> </div> <div>440 Monticello Ave Suite 1900</div> <div>Norfolk, VA 235102674</div>			<div>EIN</div> <div></div>
					<div>Phone no</div> <div>(757) 616-7000</div>
May the IRS discuss this return with the preparer shown above? (see instructions) <input checked="" type="checkbox"/> Yes <input type="checkbox"/> No					

Part III Statement of Program Service Accomplishments

Check if Schedule O contains a response to any question in this Part III ☐ Yes ☒ No

1 Briefly describe the organization's mission

AS A PROUD MEMBER OF MEDSTAR HEALTH, MEDSTAR WASHINGTON HOSPITAL CENTER'S MISSION IS TO DELIVER EXCEPTIONAL PATIENT FIRST HEALTH CARE TO THE REGION WITH THE HIGHEST QUALITY AND LATEST MEDICAL ADVANCES THROUGH EXCELLENCE IN PATIENT CARE, EDUCATION AND RESEARCH MEDSTAR WASHINGTON HOSPITAL CENTER (MWHC) IS LOCATED IN NORTHWEST WASHINGTON, D C , AND IS THE LARGEST PRIVATE HOSPITAL IN THE NATION'S CAPITAL IN FISCAL YEAR 2012, MWHC HAD 41,127 INPATIENT ADMISSIONS, 388,891 OUTPATIENT VISITS, AND 91,258 EMERGENCY VISITS

2 Did the organization undertake any significant program services during the year which were not listed on the prior Form 990 or 990-EZ? ☐ Yes ☒ No

If "Yes," describe these new services on Schedule O

3 Did the organization cease conducting, or make significant changes in how it conducts, any program services? ☐ Yes ☒ No

If "Yes," describe these changes on Schedule O

4 Describe the organization's program service accomplishments for each of its three largest program services, as measured by expenses Section 501(c)(3) and 501(c)(4) organizations and section 4947(a)(1) trusts are required to report the amount of grants and allocations to others, the total expenses, and revenue, if any, for each program service reported

4a	(Code) (Expenses \$ 827,004,842 including grants of \$ 0) (Revenue \$ 1,005,258,138)
MEDSTAR WASHINGTON HOSPITAL CENTER'S LARGEST PROGRAM IS ACCESS TO AND THE PROVISION OF ACUTE HOSPITAL SERVICES TO THE COMMUNITIES OF NORTHEAST WASHINGTON, D C AND THE SURROUNDING AREAS IN ADDITION TO THE PROGRAM SERVICE EXPENSES LISTED ABOVE, MWHC INCURRED \$208.6M OF MANAGEMENT AND GENERAL EXPENSES IN PROVIDING SERVICES TO ITS COMMUNITIES MWHC OFFERS CLINICAL SERVICES IN ALL MEDICAL SURGICAL AND OBSTETRICAL SPECIALTIES EXCEPT PEDIATRICS IT IS A MAJOR REFERRAL CENTER FOR THE MOST COMPLEX TERTIARY SERVICES AND OPERATES THE REGION'S ONLY ADULT BURN CENTER FOR MORE INFORMATION, SEE SCHEDULE O	

4b	(Code) (Expenses \$ 72,570,695 including grants of \$ 0) (Revenue \$ 21,645,844)
MEDSTAR WASHINGTON HOSPITAL CENTER PROVIDED \$72.6M IN HEALTH PROFESSIONS EDUCATION IN FISCAL YEAR 2012 THIS CATEGORY INCLUDES TRAINING IN GRADUATE MEDICAL EDUCATION, AND EDUCATION FOR PHYSICIANS, MEDICAL STUDENTS, NURSES, AND OTHER HEALTH PROFESSIONS	


















4c	(Code) (Expenses \$ 12,305,000 including grants of \$ 0) (Revenue \$ 0)
MEDSTAR WASHINGTON HOSPITAL CENTER PROVIDED \$12.3M IN CHARITY CARE SERVICES IN FISCAL YEAR 2012 CHARITY CARE IS PROVIDED PURSUANT TO MEDSTAR HEALTH'S FINANCIAL ASSISTANCE POLICY TO MEMBERS OF THE COMMUNITY WHOSE INCOME IS BELOW CERTAIN THRESHOLDS AND FOR WHICH THE HOSPITAL IS NOT COMPENSATED	

4d	Other program services (Describe in Schedule O)
	(Expenses \$ including grants of \$) (Revenue \$)

4e	Total program service expenses \$ 911,880,537
----	---

Part IV

Checklist of Required Schedules

		Yes	No
1	Is the organization described in section 501(c)(3) or 4947(a)(1) (other than a private foundation)? If "Yes," complete Schedule A 	1	Yes
2	Is the organization required to complete Schedule B, Schedule of Contributors (see instructions)? 	2	Yes
3	Did the organization engage in direct or indirect political campaign activities on behalf of or in opposition to candidates for public office? If "Yes," complete Schedule C, Part I	3	No
4	Section 501(c)(3) organizations. Did the organization engage in lobbying activities, or have a section 501(h) election in effect during the tax year? If "Yes," complete Schedule C, Part II	4	No
5	Is the organization a section 501(c)(4), 501(c)(5), or 501(c)(6) organization that receives membership dues, assessments, or similar amounts as defined in Revenue Procedure 98-19? If "Yes," complete Schedule C, Part III	5	No
6	Did the organization maintain any donor advised funds or any similar funds or accounts for which donors have the right to provide advice on the distribution or investment of amounts in such funds or accounts? If "Yes," complete Schedule D, Part I 	6	No
7	Did the organization receive or hold a conservation easement, including easements to preserve open space, the environment, historic land areas or historic structures? If "Yes," complete Schedule D, Part II 	7	No
8	Did the organization maintain collections of works of art, historical treasures, or other similar assets? If "Yes," complete Schedule D, Part III 	8	No
9	Did the organization report an amount in Part X, line 21, serve as a custodian for amounts not listed in Part X, or provide credit counseling, debt management, credit repair, or debt negotiation services? If "Yes," complete Schedule D, Part IV 	9	No
10	Did the organization, directly or through a related organization, hold assets in temporarily restricted endowments, permanent endowments, or quasi-endowments? If "Yes," complete Schedule D, Part V 	10	No
11	If the organization's answer to any of the following questions is 'Yes,' then complete Schedule D, Parts VI, VII, VIII, IX, or X as applicable		
a	Did the organization report an amount for land, buildings, and equipment in Part X, line 10? If "Yes," complete Schedule D, Part VI. 	11a	Yes
b	Did the organization report an amount for investments—other securities in Part X, line 12 that is 5% or more of its total assets reported in Part X, line 16? If "Yes," complete Schedule D, Part VII. 	11b	Yes
c	Did the organization report an amount for investments—program related in Part X, line 13 that is 5% or more of its total assets reported in Part X, line 16? If "Yes," complete Schedule D, Part VIII. 	11c	No
d	Did the organization report an amount for other assets in Part X, line 15 that is 5% or more of its total assets reported in Part X, line 16? If "Yes," complete Schedule D, Part IX. 	11d	Yes
e	Did the organization report an amount for other liabilities in Part X, line 25? If "Yes," complete Schedule D, Part X. 	11e	Yes
f	Did the organization's separate or consolidated financial statements for the tax year include a footnote that addresses the organization's liability for uncertain tax positions under FIN 48 (ASC 740)? If "Yes," complete Schedule D, Part X. 	11f	Yes
12a	Did the organization obtain separate, independent audited financial statements for the tax year? If "Yes," complete Schedule D, Parts XI, XII, and XIII 	12a	No
b	Was the organization included in consolidated, independent audited financial statements for the tax year? If "Yes," and if the organization answered 'No' to line 12a, then completing Schedule D, Parts XI, XII, and XIII is optional 	12b	Yes
13	Is the organization a school described in section 170(b)(1)(A)(ii)? If "Yes," complete Schedule E	13	No
14a	Did the organization maintain an office, employees, or agents outside of the United States?	14a	No
b	Did the organization have aggregate revenues or expenses of more than \$10,000 from grantmaking, fundraising, business, investment, and program service activities outside the United States, or aggregate foreign investments valued at \$100,000 or more? If "Yes," complete Schedule F, Part I	14b	No
15	Did the organization report on Part IX, column (A), line 3, more than \$5,000 of grants or assistance to any organization or entity located outside the U S? If "Yes," complete Schedule F, Part II and IV	15	No
16	Did the organization report on Part IX, column (A), line 3, more than \$5,000 of aggregate grants or assistance to individuals located outside the U S? If "Yes," complete Schedule F, Part III and IV	16	No
17	Did the organization report a total of more than \$15,000, of expenses for professional fundraising services on Part IX, column (A), lines 6 and 11e? If "Yes," complete Schedule G, Part I	17	No
18	Did the organization report more than \$15,000 total of fundraising event gross income and contributions on Part VIII, lines 1c and 8a? If "Yes," complete Schedule G, Part II	18	No
19	Did the organization report more than \$15,000 of gross income from gaming activities on Part VIII, line 9a? If "Yes," complete Schedule G, Part III	19	No
20a	Did the organization operate one or more hospitals? If "Yes," complete Schedule H 	20a	Yes
b	If "Yes" to line 20a, did the organization attach its audited financial statement to this return? Note. All Form 990 filers that operated one or more hospitals must attach audited financial statements 	20b	Yes

Part IV

Checklist of Required Schedules (continued)

21	Did the organization report more than \$5,000 of grants and other assistance to governments and organizations in the United States on Part IX, column (A), line 1? <i>If "Yes," complete Schedule I, Parts I and II</i>	21		No
22	Did the organization report more than \$5,000 of grants and other assistance to individuals in the United States on Part IX, column (A), line 2? <i>If "Yes," complete Schedule I, Parts I and III</i>	22		No
23	Did the organization answer "Yes" to Part VII, Section A, questions 3, 4, or 5, about compensation of the organization's current and former officers, directors, trustees, key employees, and highest compensated employees? <i>If "Yes," complete Schedule J</i>	23	Yes	
24a	Did the organization have a tax-exempt bond issue with an outstanding principal amount of more than \$100,000 as of the last day of the year, that was issued after December 31, 2002? <i>If "Yes," answer questions 24b–24d and complete Schedule K. If "No," go to line 25</i>	24a		No
b	Did the organization invest any proceeds of tax-exempt bonds beyond a temporary period exception?	24b		
c	Did the organization maintain an escrow account other than a refunding escrow at any time during the year to defease any tax-exempt bonds?	24c		
d	Did the organization act as an "on behalf of" issuer for bonds outstanding at any time during the year?	24d		
25a	Section 501(c)(3) and 501(c)(4) organizations. Did the organization engage in an excess benefit transaction with a disqualified person during the year? <i>If "Yes," complete Schedule L, Part I</i>	25a		No
b	Is the organization aware that it engaged in an excess benefit transaction with a disqualified person in a prior year, and that the transaction has not been reported on any of the organization's prior Forms 990 or 990-EZ? <i>If "Yes," complete Schedule L, Part I</i>	25b		No
26	Was a loan to or by a current or former officer, director, trustee, key employee, highly compensated employee, or disqualified person outstanding as of the end of the organization's tax year? <i>If "Yes," complete Schedule L, Part II</i>	26		No
27	Did the organization provide a grant or other assistance to an officer, director, trustee, key employee, substantial contributor, or a grant selection committee member, or to a person related to such an individual? <i>If "Yes," complete Schedule L, Part III</i>	27		No
28	Was the organization a party to a business transaction with one of the following parties? (see Schedule L, Part IV instructions for applicable filing thresholds, conditions, and exceptions)			
a	A current or former officer, director, trustee, or key employee? <i>If "Yes," complete Schedule L, Part IV</i>	28a		No
b	A family member of a current or former officer, director, trustee, or key employee? <i>If "Yes," complete Schedule L, Part IV</i>	28b		No
c	An entity of which a current or former officer, director, trustee, or key employee (or a family member thereof) was an officer, director, trustee, or owner? <i>If "Yes," complete Schedule L, Part IV</i>	28c		No
29	Did the organization receive more than \$25,000 in non-cash contributions? <i>If "Yes," complete Schedule M</i>	29		No
30	Did the organization receive contributions of art, historical treasures, or other similar assets, or qualified conservation contributions? <i>If "Yes," complete Schedule M</i>	30		No
31	Did the organization liquidate, terminate, or dissolve and cease operations? <i>If "Yes," complete Schedule N, Part I</i>	31		No
32	Did the organization sell, exchange, dispose of, or transfer more than 25% of its net assets? <i>If "Yes," complete Schedule N, Part II</i>	32		No
33	Did the organization own 100% of an entity disregarded as separate from the organization under Regulations sections 301.7701-2 and 301.7701-3? <i>If "Yes," complete Schedule R, Part I</i>	33		No
34	Was the organization related to any tax-exempt or taxable entity? <i>If "Yes," complete Schedule R, Parts II, III, IV, and V, line 1</i>	34	Yes	
35a	Is any related organization a controlled entity of the filing organization within the meaning of section 512(b)(13)?	35a	Yes	
b	Did the organization receive any payment from or engage in any transaction with a controlled entity within the meaning of section 512(b)(13)? <i>If "Yes," complete Schedule R, Part V, line 2</i>	35b	Yes	
36	Section 501(c)(3) organizations. Did the organization make any transfers to an exempt non-charitable related organization? <i>If "Yes," complete Schedule R, Part V, line 2</i>	36		No
37	Did the organization conduct more than 5% of its activities through an entity that is not a related organization and that is treated as a partnership for federal income tax purposes? <i>If "Yes," complete Schedule R, Part VI</i>	37		No
38	Did the organization complete Schedule O and provide explanations in Schedule O for Part VI, lines 11 and 19? Note. All Form 990 filers are required to complete Schedule O	38	Yes	

Part V Statements Regarding Other IRS Filings and Tax Compliance

Check if Schedule O contains a response to any question in this Part V

		Yes	No
1a	Enter the number reported in Box 3 of Form 1096. Enter -0- if not applicable. .		
	1a3		
b	Enter the number of Forms W-2G included in line 1a. Enter -0- if not applicable.		
	1b0		
c	Did the organization comply with backup withholding rules for reportable payments to vendors and reportable gaming (gambling) winnings to prize winners?	1c	Yes
2a	Enter the number of employees reported on Form W-3, Transmittal of Wage and Tax Statements filed for the calendar year ending with or within the year covered by this return.		
	2a7,697		
b	If at least one is reported on line 2a, did the organization file all required federal employment tax returns? Note. If the sum of lines 1a and 2a is greater than 250, you may be required to e-file (see instructions).	2b	Yes
3a	Did the organization have unrelated business gross income of \$1,000 or more during the year?	3a	Yes
b	If "Yes," has it filed a Form 990-T for this year? If "No," provide an explanation in Schedule O.	3b	Yes
4a	At any time during the calendar year, did the organization have an interest in, or a signature or other authority over, a financial account in a foreign country (such as a bank account or securities account)?	4a	No
b	If "Yes," enter the name of the foreign country: See instructions for filing requirements for Form TD F 90-22.1, Report of Foreign Bank and Financial Accounts.		
5a	Was the organization a party to a prohibited tax shelter transaction at any time during the tax year?	5a	No
b	Did any taxable party notify the organization that it was or is a party to a prohibited tax shelter transaction?	5b	No
c	If "Yes" to line 5a or 5b, did the organization file Form 8886-T?	5c	
6a	Does the organization have annual gross receipts that are normally greater than \$100,000, and did the organization solicit any contributions that were not tax deductible?	6a	No
b	If "Yes," did the organization include with every solicitation an express statement that such contributions or gifts were not tax deductible?	6b	
7	Organizations that may receive deductible contributions under section 170(c).		
a	Did the organization receive a payment in excess of \$75 made partly as a contribution and partly for goods and services provided to the payor?	7a	No
b	If "Yes," did the organization notify the donor of the value of the goods or services provided?	7b	
c	Did the organization sell, exchange, or otherwise dispose of tangible personal property for which it was required to file Form 8282?	7c	No
d	If "Yes," indicate the number of Forms 8282 filed during the year.	7d	
e	Did the organization receive any funds, directly or indirectly, to pay premiums on a personal benefit contract?	7e	No
f	Did the organization, during the year, pay premiums, directly or indirectly, on a personal benefit contract?	7f	No
g	If the organization received a contribution of qualified intellectual property, did the organization file Form 8899 as required?	7g	
h	If the organization received a contribution of cars, boats, airplanes, or other vehicles, did the organization file a Form 1098-C?	7h	
8	Sponsoring organizations maintaining donor advised funds and section 509(a)(3) supporting organizations. Did the supporting organization, or a donor advised fund maintained by a sponsoring organization, have excess business holdings at any time during the year?	8	
9	Sponsoring organizations maintaining donor advised funds.		
a	Did the organization make any taxable distributions under section 4966?	9a	
b	Did the organization make a distribution to a donor, donor advisor, or related person?	9b	
10	Section 501(c)(7) organizations. Enter		
a	Initiation fees and capital contributions included on Part VIII, line 12.	10a	
b	Gross receipts, included on Form 990, Part VIII, line 12, for public use of club facilities.	10b	
11	Section 501(c)(12) organizations. Enter		
a	Gross income from members or shareholders.	11a	
b	Gross income from other sources (Do not net amounts due or paid to other sources against amounts due or received from them).	11b	
12a	Section 4947(a)(1) non-exempt charitable trusts. Is the organization filing Form 990 in lieu of Form 1041?	12a	
b	If "Yes," enter the amount of tax-exempt interest received or accrued during the year.	12b	
13	Section 501(c)(29) qualified nonprofit health insurance issuers.		
a	Is the organization licensed to issue qualified health plans in more than one state? Note. All 501(c)(29) organizations must list in Schedule O each state in which they are licensed to issue qualified health plans, the amount of reserves required by each state, and the amount of reserves the organization allocated to each state.	13a	
b	Enter the aggregate amount of reserves the organization is required to maintain by the states in which the organization is licensed to issue qualified health plans.	13b	
c	Enter the aggregate amount of reserves on hand.	13c	
14a	Did the organization receive any payments for indoor tanning services during the tax year?	14a	No
b	If "Yes," has it filed a Form 720 to report these payments? If "No," provide an explanation in Schedule O.	14b	

Part VI

Governance, Management, and Disclosure For each "Yes" response to lines 2 through 7b below, and for a "No" response to lines 8a, 8b, or 10b below, describe the circumstances, processes, or changes in Schedule O. See instructions.
Check if Schedule O contains a response to any question in this Part VI ☒

Section A. Governing Body and Management

		Yes	No
1a	Enter the number of voting members of the governing body at the end of the tax year		
1a	23		
b	Enter the number of voting members included in line 1a, above, who are independent	1b	16
2	Did any officer, director, trustee, or key employee have a family relationship or a business relationship with any other officer, director, trustee, or key employee?	2	No
3	Did the organization delegate control over management duties customarily performed by or under the direct supervision of officers, directors or trustees, or key employees to a management company or other person?	3	No
4	Did the organization make any significant changes to its governing documents since the prior Form 990 was filed?	4	Yes
5	Did the organization become aware during the year of a significant diversion of the organization's assets?	5	No
6	Did the organization have members or stockholders?	6	Yes
7a	Did the organization have members, stockholders, or other persons who had the power to elect or appoint one or more members of the governing body?	7a	Yes
b	Are any governance decisions of the organization reserved to (or subject to approval by) members, stockholders, or persons other than the governing body?	7b	Yes
8	Did the organization contemporaneously document the meetings held or written actions undertaken during the year by the following		
a	The governing body?	8a	Yes
b	Each committee with authority to act on behalf of the governing body?	8b	Yes
9	Is there any officer, director, trustee, or key employee listed in Part VII, Section A, who cannot be reached at the organization's mailing address? If "Yes," provide the names and addresses in Schedule O	9	No

Section B. Policies (This Section B requests information about policies not required by the Internal Revenue Code.)

		Yes	No
10a	Did the organization have local chapters, branches, or affiliates?	10a	No
b	If "Yes," did the organization have written policies and procedures governing the activities of such chapters, affiliates, and branches to ensure their operations are consistent with the organization's exempt purposes?	10b	
11a	Has the organization provided a complete copy of this Form 990 to all members of its governing body before filing the form?	11a	Yes
b	Describe in Schedule O the process, if any, used by the organization to review the Form 990		
12a	Did the organization have a written conflict of interest policy? If "No," go to line 13	12a	Yes
b	Were officers, directors or trustees, and key employees required to disclose annually interests that could give rise to conflicts?	12b	Yes
c	Did the organization regularly and consistently monitor and enforce compliance with the policy? If "Yes," describe in Schedule O how this was done	12c	Yes
13	Did the organization have a written whistleblower policy?	13	Yes
14	Did the organization have a written document retention and destruction policy?	14	Yes
15	Did the process for determining compensation of the following persons include a review and approval by independent persons, comparability data, and contemporaneous substantiation of the deliberation and decision?		
a	The organization's CEO, Executive Director, or top management official	15a	Yes
b	Other officers or key employees of the organization	15b	Yes
	If "Yes," to line 15a or 15b, describe the process in Schedule O (see instructions)		
16a	Did the organization invest in, contribute assets to, or participate in a joint venture or similar arrangement with a taxable entity during the year?	16a	Yes
b	If "Yes," did the organization follow a written policy or procedure requiring the organization to evaluate its participation in joint venture arrangements under applicable federal tax law, and take steps to safeguard the organization's exempt status with respect to such arrangements?	16b	Yes

Section C. Disclosure

17	List the States with which a copy of this Form 990 is required to be filed <input checked="" type="checkbox"/> DC
18	Section 6104 requires an organization to make its Form 1023 (or 1024 if applicable), 990, and 990-T (501(c)(3)s only) available for public inspection. Indicate how you made these available. Check all that apply. <input type="checkbox"/> Own website <input type="checkbox"/> Another's website <input checked="" type="checkbox"/> Upon request
19	Describe in Schedule O whether (and if so, how), the organization made its governing documents, conflict of interest policy, and financial statements available to the public. See Additional Data Table.
20	State the name, physical address, and telephone number of the person who possesses the books and records of the organization. <input checked="" type="checkbox"/> MARC BERGER 5565 STERRETT PLACE 5TH FLOOR Columbia, MD 21044 (410) 772-6719

Check if Schedule O contains a response to any question in this Part VII ☒

☐ Check this box if neither the organization nor any related organizations compensated any current or former officer, director, or trustee

Form **990** (2011)

Part VII

1b	Sub-Total	▼			
c	Total from continuation sheets to Part VII, Section A	▼			
d	Total (add lines 1b and 1c)	▼	8,116,247	6,126,151	392,670

2 Total number of individuals (including but not limited to those listed \$100,000 of reportable compensation from the organization) 1,027

		Yes	No
3	Did the organization list any former officer, director or trustee, key employee, or highest compensated employee on line 1a? <i>If "Yes," complete Schedule J for such individual</i>	3	No
4	For any individual listed on line 1a, is the sum of reportable compensation and other compensation from the organization and related organizations greater than \$150,000? <i>If "Yes," complete Schedule J for such individual</i>	4	Yes
5	Did any person listed on line 1a receive or accrue compensation from any unrelated organization or individual for services rendered to the organization? <i>If "Yes," complete Schedule J for such person</i>	5	No

Section B. Independent Contractors

1 Complete this table for your five highest compensated independent contractors that received more than \$100,000 of compensation from the organization. Report compensation for the calendar year ending with or within the organization's tax year.

(A) Name and business address	(B) Description of services	(C) Compensation
NURSEFINDERS PO BOX 910738 DALLAS, TX 753910738	MEDICAL STAFFING	16,520,051
US NURSING CORP 6501 S FIDDLERS GREEN CIRCLE GREENWOOD VILLAGE, CO 80111	MEDICAL STAFFING	12,028,914
DIAMOND HEALTHCARE OF NORTHERN VA PO BOX 85050 RICHMOND, VA 23285	MEDICAL STAFFING	10,973,694
MORRISON MANAGEMENT SPECIALIST 4721 MORRISON DRIVE MOBILE, AL 36609	FOOD SVC PROVIDER	8,022,783
METRO AVIATION PO BOX 7008 SHREVEPORT, LA 71137	CONSTRUCTION	4,201,203

2 Total number of independent contractors (including but not limited to those listed above) who received more than \$100,000 of compensation from the organization ►116

Part VIII

Statement of Revenue

				(A) Total revenue	(B) Related or exempt function revenue	(C) Unrelated business revenue	(D) Revenue excluded from tax under sections 512, 513, or 514	
Contributions, gifts, grants and other similar amounts	1a	Federated campaigns . . .	1a					
	b	Membership dues	1b					
	c	Fundraising events	1c					
	d	Related organizations	1d					
	e	Government grants (contributions)	1e	8,398,195				
	f	All other contributions, gifts, grants, and similar amounts not included above	1f	871,303				
	g	Noncash contributions included in lines 1a-1f \$ _____						
	h	Total. Add lines 1a-1f			9,269,498			
Program Service Revenue			Business Code					
	2a	PATIENT SERVICE REVENUE	900099	1,119,018,263	1,119,018,263			
	b	PHARMACY & LAB REVENUE	900099	7,885,719	4,956,202	2,929,517		
	c							
	d							
	e							
	f	All other program service revenue						
	g	Total. Add lines 2a-2f			1,126,903,982			
Other Revenue	3	Investment income (including dividends, interest and other similar amounts)			1,525,983		1,525,983	
	4	Income from investment of tax-exempt bond proceeds . . .			0			
	5	Royalties			0			
	6a	(i) Real		(ii) Personal				
		424,640						
		424,640						
	d	Net rental income or (loss)			424,640		424,640	
	7a	(i) Securities		(ii) Other				
		261,249		710,451				
		-261,249		-710,451				
	d	Net gain or (loss)			-971,700		-971,700	
	8a	Gross income from fundraising events (not including \$ _____ of contributions reported on line 1c) See Part IV, line 18		a				
	b	Less direct expenses		b				
	c	Net income or (loss) from fundraising events . . .			0			
	9a	Gross income from gaming activities See Part IV, line 19		a				
	b	Less direct expenses		b				
	c	Net income or (loss) from gaming activities . . .			0			
	10a	Gross sales of inventory, less returns and allowances		a				
	b	Less cost of goods sold		b				
	c	Net income or (loss) from sales of inventory . . .			0			
Miscellaneous Revenue		Business Code						
11a	SALE OF STEAM	900099	4,629,677		4,629,677			
b	PARKING	900099	4,586,421				4,586,421	
c	REBATE INCOME	621500	2,613,209				2,613,209	
d	All other revenue		3,748,007		63,827		3,684,180	
e	Total. Add lines 11a-11d			15,577,314				
12	Total revenue. See Instructions			1,152,729,717	1,123,974,465	7,623,021	11,862,733	

Part IX

Statement of Functional Expenses

Section 501(c)(3) and 501(c)(4) organizations must complete all columns

All other organizations must complete column (A) but are not required to complete columns (B), (C), and (D)

Check if Schedule O contains a response to any question in this Part IX

Do not include amounts reported on lines 6b, 7b, 8b, 9b, and 10b of Part VIII.	(A) Total expenses	(B) Program service expenses	(C) Management and general expenses	(D) Fundraising expenses
1 Grants and other assistance to governments and organizations in the United States See Part IV, line 21	0			
2 Grants and other assistance to individuals in the United States See Part IV, line 22	0			
3 Grants and other assistance to governments, organizations, and individuals outside the United States See Part IV, lines 15 and 16	0			
4 Benefits paid to or for members	0			
5 Compensation of current officers, directors, trustees, and key employees	4,445,911	3,968,564	477,347	
6 Compensation not included above, to disqualified persons (as defined under section 4958(f)(1)) and persons described in section 4958(c)(3)(B)	0			
7 Other salaries and wages	480,969,081	429,354,850	51,614,231	
8 Pension plan contributions (include section 401(k) and section 403(b) employer contributions)	11,282,738	10,073,190	1,209,548	
9 Other employee benefits	44,950,659	40,041,824	4,908,835	
10 Payroll taxes	32,537,654	27,354,330	5,183,324	
11 Fees for services (non-employees)				
a Management	73,936,650	14,031,260	59,905,390	
b Legal	21,022	40,000	-18,978	
c Accounting	0			
d Lobbying	0			
e Professional fundraising See Part IV, line 17	0			
f Investment management fees	0			
g Other	52,097,567	33,918,992	18,178,575	
12 Advertising and promotion	5,638,254	178,970	5,459,284	
13 Office expenses	37,026,139	32,567,484	4,458,655	
14 Information technology	267,014	160,310	106,704	
15 Royalties	0			
16 Occupancy	5,785,560	4,656,031	1,129,529	
17 Travel	2,227,120	1,357,473	869,647	
18 Payments of travel or entertainment expenses for any federal, state, or local public officials	0			
19 Conferences, conventions, and meetings	821,494	568,767	252,727	
20 Interest	11,428,702	11,428,702		
21 Payments to affiliates	0			
22 Depreciation, depletion, and amortization	35,177,252	35,189,671	-12,419	
23 Insurance	43,555,151	739,930	42,815,221	
24 Other expenses Itemize expenses not covered above (List miscellaneous expenses in line 24f If line 24f amount exceeds 10% of line 25, column (A) amount, list line 24f expenses on Schedule O)				
a MED /SURG SUPPLIES	85,685,989	85,626,775	59,214	
b BAD DEBT	83,803,434	83,803,434		
c DRUGS/PHARMACEUTICALS	36,865,612	36,711,706	153,906	0
d IMPLANTS/PROSTHESES	35,439,851	35,439,851		
e				
f All other expenses	36,533,836	24,668,423	11,865,413	
25 Total functional expenses. Add lines 1 through 24f	1,120,496,690	911,880,537	208,616,153	0
26 Joint costs. Check here <input type="checkbox"/> if following SOP 98-2 (ASC 958-720) Complete this line only if the organization reported in column (B) joint costs from a combined educational campaign and fundraising solicitation				

Part X

Balance Sheet

					(A)		(B)
					Beginning of year		End of year
Assets	1	Cash—non-interest-bearing			30,975	1	30,000
	2	Savings and temporary cash investments			0	2	0
	3	Pledges and grants receivable, net			0	3	0
	4	Accounts receivable, net			143,996,697	4	143,340,420
	5	Receivables from current and former officers, directors, trustees, key employees, and highest compensated employees Complete Part II of Schedule L			0	5	0
	6	Receivables from other disqualified persons (as defined under section 4958(f)(1)) and persons described in section 4958(c)(3)(B) Complete Part II of Schedule L			0	6	0
	7	Notes and loans receivable, net			0	7	0
	8	Inventories for sale or use			13,237,837	8	15,248,618
	9	Prepaid expenses and deferred charges			3,174,653	9	3,107,646
	10a	Land, buildings, and equipment cost or other basis Complete Part VI of Schedule D	10a	703,912,663			
	b	Less accumulated depreciation	10b	510,875,171	190,248,483	10c	193,037,492
	11	Investments—publicly traded securities			0	11	0
	12	Investments—other securities See Part IV, line 11			25,045,981	12	26,973,056
	13	Investments—program-related See Part IV, line 11			0	13	0
	14	Intangible assets			0	14	0
	15	Other assets See Part IV, line 11			19,120,536	15	98,433,692
	16	Total assets. Add lines 1 through 15 (must equal line 34)			394,855,162	16	480,170,924
Liabilities	17	Accounts payable and accrued expenses			106,282,483	17	111,510,515
	18	Grants payable			0	18	0
	19	Deferred revenue			0	19	0
	20	Tax-exempt bond liabilities			0	20	0
	21	Escrow or custodial account liability Complete Part IV of Schedule D			0	21	0
	22	Payables to current and former officers, directors, trustees, key employees, highest compensated employees, and disqualified persons Complete Part II of Schedule L			0	22	0
	23	Secured mortgages and notes payable to unrelated third parties			0	23	0
	24	Unsecured notes and loans payable to unrelated third parties			0	24	0
	25	Other liabilities (including federal income tax, payables to related third parties, and other liabilities not included on lines 17-24) Complete Part X of Schedule D			61,861,988	25	134,611,845
	26	Total liabilities. Add lines 17 through 25			168,144,471	26	246,122,360
Net Assets or Fund Balances	Organizations that follow SFAS 117, check here <input checked="" type="checkbox"/> and complete lines 27 through 29, and lines 33 and 34.						
	27	Unrestricted net assets			213,401,068	27	223,153,334
	28	Temporarily restricted net assets			8,037,146	28	5,651,310
	29	Permanently restricted net assets			5,272,477	29	5,243,920
	Organizations that do not follow SFAS 117, check here <input type="checkbox"/> and complete lines 30 through 34.						
	30	Capital stock or trust principal, or current funds				30	
	31	Paid-in or capital surplus, or land, building or equipment fund				31	
	32	Retained earnings, endowment, accumulated income, or other funds				32	
	33	Total net assets or fund balances			226,710,691	33	234,048,564
	34	Total liabilities and net assets/fund balances			394,855,162	34	480,170,924

Part XI Reconciliation of Net Assets

Check if Schedule O contains a response to any question in this Part XI

1	Total revenue (must equal Part VIII, column (A), line 12)	1	1,152,729,717
2	Total expenses (must equal Part IX, column (A), line 25)	2	1,120,496,690
3	Revenue less expenses Subtract line 2 from line 1	3	32,233,027
4	Net assets or fund balances at beginning of year (must equal Part X, line 33, column (A))	4	226,710,691
5	Other changes in net assets or fund balances (explain in Schedule O)	5	-24,895,154
6	Net assets or fund balances at end of year Combine lines 3, 4, and 5 (must equal Part X, line 33, column (B))	6	234,048,564

Part XII Financial Statements and Reporting

Check if Schedule O contains a response to any question in this Part XII

		Yes	No
1	Accounting method used to prepare the Form 990 <input type="checkbox"/> Cash <input checked="" type="checkbox"/> Accrual <input type="checkbox"/> Other If the organization changed its method of accounting from a prior year or checked "Other," explain in Schedule O		
2a	Were the organization's financial statements compiled or reviewed by an independent accountant?		No
b	Were the organization's financial statements audited by an independent accountant?	Yes	
c	If "Yes," to 2a or 2b, does the organization have a committee that assumes responsibility for oversight of the audit, review, or compilation of its financial statements and selection of an independent accountant? If the organization changed either its oversight process or selection process during the tax year, explain in Schedule O	Yes	
d	If "Yes" to line 2a or 2b, check a box below to indicate whether the financial statements for the year were issued on a separate basis, consolidated basis, or both <input type="checkbox"/> Separate basis <input checked="" type="checkbox"/> Consolidated basis <input type="checkbox"/> Both consolidated and separated basis		
3a	As a result of a federal award, was the organization required to undergo an audit or audits as set forth in the Single Audit Act and OMB Circular A-133?	Yes	
b	If "Yes," did the organization undergo the required audit or audits? If the organization did not undergo the required audit or audits, explain why in Schedule O and describe any steps taken to undergo such audits	Yes	

SCHEDULE A

(Form 990 or 990EZ)

Department of the Treasury
Internal Revenue Service

Public Charity Status and Public Support

Complete if the organization is a section 501(c)(3) organization or a section 4947(a)(1) nonexempt charitable trust.

▶ Attach to Form 990 or Form 990-EZ. ▶ See separate instructions.

OMB No 1545-0047

2011

Open to Public
Inspection

Name of the organization Washington Hospital Center Corporation	Employer identification number 52-1272129
--	--

Part I

Reason for Public Charity Status (All organizations must complete this part.) See instructions

The organization is not a private foundation because it is (For lines 1 through 11, check only one box)

1

☐

A church, convention of churches, or association of churches **section 170(b)(1)(A)(i).**

2

☐

A school described in **section 170(b)(1)(A)(ii).** (Attach Schedule E)

3

☒

A hospital or a cooperative hospital service organization described in **section 170(b)(1)(A)(iii).**

4

☐

A medical research organization operated in conjunction with a hospital described in **section 170(b)(1)(A)(iii).** Enter the hospital's name, city, and state

5

☐

An organization operated for the benefit of a college or university owned or operated by a governmental unit described in **section 170(b)(1)(A)(iv).** (Complete Part II)

6

☐

A federal, state, or local government or governmental unit described in **section 170(b)(1)(A)(v).**

7

☐

An organization that normally receives a substantial part of its support from a governmental unit or from the general public described in **section 170(b)(1)(A)(vi)** (Complete Part II)

8

☐

A community trust described in **section 170(b)(1)(A)(vi)** (Complete Part II)

9

☐

An organization that normally receives (1) more than 33 1/3% of its support from contributions, membership fees, and gross receipts from activities related to its exempt functions—subject to certain exceptions, and (2) no more than 33 1/3% of its support from gross investment income and unrelated business taxable income (less section 511 tax) from businesses acquired by the organization after June 30, 1975 See **section 509(a)(2).** (Complete Part III)

10

☐

An organization organized and operated exclusively to test for public safety See**section 509(a)(4).**

11

☐

An organization organized and operated exclusively for the benefit of, to perform the functions of, or to carry out the purposes of one or more publicly supported organizations described in section 509(a)(1) or section 509(a)(2) See **section 509(a)(3).** Check the box that describes the type of supporting organization and complete lines 11e through 11h

a

☐

Type I

b

☐

Type II

c

☐

Type III - Functionally integrated

d

☐

Type III - Other

e

☐

By checking this box, I certify that the organization is not controlled directly or indirectly by one or more disqualified persons other than foundation managers and other than one or more publicly supported organizations described in section 509(a)(1) or section 509(a)(2)

f

☐

If the organization received a written determination from the IRS that it is a Type I, Type II or Type III supporting organization, check this box

g

☐

Since August 17, 2006, has the organization accepted any gift or contribution from any of the following persons?

(i)

a person who directly or indirectly controls, either alone or together with persons described in (ii) and (iii) below, the governing body of the the supported organization?

(ii)

a family member of a person described in (i) above?

(iii)

a 35% controlled entity of a person described in (i) or (ii) above?

h

☐

Provide the following information about the supported organization(s)

	Yes	No
11g(i)		
11g(ii)		
11g(iii)		

(i) Name of supported organization	(ii) EIN	(iii) Type of organization (described on lines 1- 9 above or IRC section (see instructions))	(iv) Is the organization in col (i) listed in your governing document?		(v) Did you notify the organization in col (i) of your support?		(vi) Is the organization in col (i) organized in the U S ?		(vii) Amount of support?
			Yes	No	Yes	No	Yes	No	
Total									

Part II

Support Schedule for Organizations Described in IRC 170(b)(1)(A)(iv) and 170(b)(1)(A)(vi)
(Complete only if you checked the box on line 5, 7, or 8 of Part I or if the organization failed to qualify under Part III. If the organization fails to qualify under the tests listed below, please complete Part III.)

Section A. Public Support						
Calendar year (or fiscal year beginning in)	(a) 2007	(b) 2008	(c) 2009	(d) 2010	(e) 2011	(f) Total
1 Gifts, grants, contributions, and membership fees received (Do not include any "unusual grants ")						
2 Tax revenues levied for the organization's benefit and either paid to or expended on its behalf						
3 The value of services or facilities furnished by a governmental unit to the organization without charge						
4 Total. Add lines 1 through 3						
5 The portion of total contributions by each person (other than a governmental unit or publicly supported organization) included on line 1 that exceeds 2% of the amount shown on line 11, column (f)						
6 Public Support. Subtract line 5 from line 4						

Section B. Total Support							
Calendar year (or fiscal year beginning in)		(a) 2007	(b) 2008	(c) 2009	(d) 2010	(e) 2011	(f) Total
7	Amounts from line 4						
8	Gross income from interest, dividends, payments received on securities loans, rents, royalties and income from similar sources						
9	Net income from unrelated business activities, whether or not the business is regularly carried on						
10	Other income (Explain in Part IV) Do not include gain or loss from the sale of capital assets						
11	Total support (Add lines 7 through 10)						
12	Gross receipts from related activities, etc (See instructions)					12	
13	First Five Years If the Form 990 is for the organization's first, second, third, fourth, or fifth tax year as a 501(c)(3) organization, check this box and stop here						

Section C. Computation of Public Support Percentage		
14	Public Support Percentage for 2011 (line 6 column (f) divided by line 11 column (f))	14
15	Public Support Percentage for 2010 Schedule A, Part II, line 14	15
16a	33 1/3% support test—2011. If the organization did not check the box on line 13, and line 14 is 33 1/3% or more, check this box and stop here. The organization qualifies as a publicly supported organization	<input type="checkbox"/>
b	33 1/3% support test—2010. If the organization did not check the box on line 13 or 16a, and line 15 is 33 1/3% or more, check this box and stop here. The organization qualifies as a publicly supported organization	<input type="checkbox"/>
17a	10%-facts-and-circumstances test—2011. If the organization did not check a box on line 13, 16a, or 16b and line 14 is 10% or more, and if the organization meets the "facts and circumstances" test, check this box and stop here. Explain in Part IV how the organization meets the "facts and circumstances" test The organization qualifies as a publicly supported organization	<input type="checkbox"/>
b	10%-facts-and-circumstances test—2010. If the organization did not check a box on line 13, 16a, 16b, or 17a and line 15 is 10% or more, and if the organization meets the "facts and circumstances" test, check this box and stop here. Explain in Part IV how the organization meets the "facts and circumstances" test The organization qualifies as a publicly supported organization	<input type="checkbox"/>
18	Private Foundation If the organization did not check a box on line 13, 16a, 16b, 17a or 17b, check this box and see instructions	<input type="checkbox"/>

Part IIIPart III

Support Schedule for Organizations Described in IRC 509(a)(2)
(Complete only if you checked the box on line 9 of Part I or if the organization failed to qualify under Part II. If the organization fails to qualify under the tests listed below, please complete Part II.)

Section A. Public Support						
Calendar year (or fiscal year beginning in)	(a) 2007	(b) 2008	(c) 2009	(d) 2010	(e) 2011	(f) Total
1 Gifts, grants, contributions, and membership fees received (Do not include any "unusual grants.")						
2 Gross receipts from admissions, merchandise sold or services performed, or facilities furnished in any activity that is related to the organization's tax-exempt purpose						
3 Gross receipts from activities that are not an unrelated trade or business under section 513						
4 Tax revenues levied for the organization's benefit and either paid to or expended on its behalf						
5 The value of services or facilities furnished by a governmental unit to the organization without charge						
6 Total. Add lines 1 through 5						
7a Amounts included on lines 1, 2, and 3 received from disqualified persons						
b Amounts included on lines 2 and 3 received from other than disqualified persons that exceed the greater of \$5,000 or 1% of the amount on line 13 for the year						
c Add lines 7a and 7b						
8 Public Support (Subtract line 7c from line 6.)						

Section B. Total Support						
Calendar year (or fiscal year beginning in)	(a) 2007	(b) 2008	(c) 2009	(d) 2010	(e) 2011	(f) Total
9 Amounts from line 6						
10a Gross income from interest, dividends, payments received on securities loans, rents, royalties and income from similar sources						
b Unrelated business taxable income (less section 511 taxes) from businesses acquired after June 30, 1975						
c Add lines 10a and 10b						
11 Net income from unrelated business activities not included in line 10b, whether or not the business is regularly carried on						
12 Other income. Do not include gain or loss from the sale of capital assets (Explain in Part IV.)						
13 Total support (Add lines 9, 10c, 11 and 12.)						
14 First Five Years If the Form 990 is for the organization's first, second, third, fourth, or fifth tax year as a 501(c)(3) organization, check this box and stop here						

Section C. Computation of Public Support Percentage		
15 Public Support Percentage for 2011 (line 8 column (f) divided by line 13 column (f))	15	
16 Public support percentage from 2010 Schedule A, Part III, line 15	16	

Section D. Computation of Investment Income Percentage		
17 Investment income percentage for 2011 (line 10c column (f) divided by line 13 column (f))	17	
18 Investment income percentage from 2010 Schedule A, Part III, line 17	18	
19a 33 1/3% support tests—2011. If the organization did not check the box on line 14, and line 15 is more than 33 1/3% and line 17 is not more than 33 1/3%, check this box and stop here. The organization qualifies as a publicly supported organization		
b 33 1/3% support tests—2010. If the organization did not check a box on line 14 or line 19a, and line 16 is more than 33 1/3% and line 18 is not more than 33 1/3%, check this box and stop here. The organization qualifies as a publicly supported organization		
20 Private Foundation If the organization did not check a box on line 14, 19a or 19b, check this box and see instructions		

Part IV **Supplemental Information.** Supplemental Information. Complete this part to provide the explanation required by Part II, line 10; Part II, line 17a or 17b; or Part III, line 12. Also complete this part for any additional information. (See instructions).

Facts And Circumstances Test

Explanation

SCHEDULE D

(Form 990)

Department of the Treasury
Internal Revenue Service

Supplemental Financial Statements

▶ **Complete if the organization answered "Yes," to Form 990, Part IV, line 6, 7, 9, 10, 11a, 11b, 11c, 11d, 11e, 11f, 12a, or 12b**
▶ **Attach to Form 990. ▶ See separate instructions.**

OMB No 1545-0047

2011

Open to Public
Inspection

Name of the organization
Washington Hospital Center Corporation

Employer identification number
52-1272129

Part I

Organizations Maintaining Donor Advised Funds or Other Similar Funds or Accounts. Complete if the organization answered "Yes" to Form 990, Part IV, line 6.

	(a) Donor advised funds	(b) Funds and other accounts
1	Total number at end of year	
2	Aggregate contributions to (during year)	
3	Aggregate grants from (during year)	
4	Aggregate value at end of year	
5	Did the organization inform all donors and donor advisors in writing that the assets held in donor advised funds are the organization's property, subject to the organization's exclusive legal control?	
	<div><input type="checkbox"/> Yes</div> <div><input type="checkbox"/> No</div>	
6	Did the organization inform all grantees, donors, and donor advisors in writing that grant funds may be used only for charitable purposes and not for the benefit of the donor or donor advisor, or for any other purpose conferring impermissible private benefit	
	<div><input type="checkbox"/> Yes</div> <div><input type="checkbox"/> No</div>	

Part II

Conservation Easements. Complete if the organization answered "Yes" to Form 990, Part IV, line 7.

1

Purpose(s) of conservation easements held by the organization (check all that apply)

☐ Preservation of land for public use (e g , recreation or pleasure)

☐ Preservation of an historically importantly land area

☐ Protection of natural habitat

☐ Preservation of a certified historic structure

☐ Preservation of open space

2

Complete lines 2a–2d if the organization held a qualified conservation contribution in the form of a conservation easement on the last day of the tax year

a

Total number of conservation easements

b

Total acreage restricted by conservation easements

c

Number of conservation easements on a certified historic structure included in (a)

d

Number of conservation easements included in (c) acquired after 8/17/06

	Held at the End of the Year
2a	
2b	
2c	
2d	

3

Number of conservation easements modified, transferred, released, extinguished, or terminated by the organization during the taxable year ▶ _____

4

Number of states where property subject to conservation easement is located ▶ _____

5

Does the organization have a written policy regarding the periodic monitoring, inspection, handling of violations, and enforcement of the conservation easements it holds?

☐ Yes

☐ No

6

Staff and volunteer hours devoted to monitoring, inspecting and enforcing conservation easements during the year ▶ _____

7

Amount of expenses incurred in monitoring, inspecting, and enforcing conservation easements during the year
▶ \$ _____

8

Does each conservation easement reported on line 2(d) above satisfy the requirements of section 170(h)(4)(B)(i) and 170(h)(4)(B)(ii)?

☐ Yes

☐ No

9

In Part XIV, describe how the organization reports conservation easements in its revenue and expense statement, and balance sheet, and include, if applicable, the text of the footnote to the organization's financial statements that describes the organization's accounting for conservation easements

Part III

Organizations Maintaining Collections of Art, Historical Treasures, or Other Similar Assets. Complete if the organization answered "Yes" to Form 990, Part IV, line 8.

1a

If the organization elected, as permitted under SFAS 116, not to report in its revenue statement and balance sheet works of art, historical treasures, or other similar assets held for public exhibition, education or research in furtherance of public service, provide, in Part XIV, the text of the footnote to its financial statements that describes these items

b

If the organization elected, as permitted under SFAS 116, to report in its revenue statement and balance sheet works of art, historical treasures, or other similar assets held for public exhibition, education, or research in furtherance of public service, provide the following amounts relating to these items

(i)

Revenues included in Form 990, Part VIII, line 1

▶ \$ _____

(ii)

Assets included in Form 990, Part X

▶ \$ _____

2

If the organization received or held works of art, historical treasures, or other similar assets for financial gain, provide the following amounts required to be reported under SFAS 116 relating to these items

a

Revenues included in Form 990, Part VIII, line 1

▶ \$ _____

b

Assets included in Form 990, Part X

▶ \$ _____

For Privacy Act and Paperwork Reduction Act Notice, see the Intructions for Form 990

Cat No 52283D

Schedule D (Form 990) 2011

Part III Organizations Maintaining Collections of Art, Historical Treasures, or Other Similar Assets *(continued)*

3 Using the organization’s accession and other records, check any of the following that are a significant use of its collection items (check all that apply)

- a** ☐ Public exhibition
- d** ☐ Loan or exchange programs
- b** ☐ Scholarly research
- e** ☐ Other
- c** ☐ Preservation for future generations

4 Provide a description of the organization’s collections and explain how they further the organization’s exempt purpose in Part XIV

5 During the year, did the organization solicit or receive donations of art, historical treasures or other similar assets to be sold to raise funds rather than to be maintained as part of the organization’s collection? ☐ **Yes** ☐ **No**

Part IV Escrow and Custodial Arrangements. Complete if the organization answered "Yes" to Form 990, Part IV, line 9, or reported an amount on Form 990, Part X, line 21.

1a Is the organization an agent, trustee, custodian or other intermediary for contributions or other assets not included on Form 990, Part X? ☐ **Yes** ☐ **No**

b If "Yes," explain the arrangement in Part XIV and complete the following table

	Amount
1c	
1d	
1e	
1f	




2a Did the organization include an amount on Form 990, Part X, line 21? ☐ **Yes** ☐ **No**

b If "Yes," explain the arrangement in Part XIV

Part V Endowment Funds. Complete if the organization answered "Yes" to Form 990, Part IV, line 10.

	(a)Current Year	(b)Prior Year	(c)Two Years Back	(d)Three Years Back	(e)Four Years Back
1a Beginning of year balance					
b Contributions					
c Investment earnings or losses					
d Grants or scholarships					
e Other expenditures for facilities and programs					
f Administrative expenses					
g End of year balance					

2 Provide the estimated percentage of the year end balance held as


- a** Board designated or quasi-endowment 
- b** Permanent endowment 
- c** Term endowment 

3a Are there endowment funds not in the possession of the organization that are held and administered for the organization by

	Yes	No
(i) unrelated organizations	3a(i)	
(ii) related organizations	3a(ii)	
b If "Yes" to 3a(ii), are the related organizations listed as required on Schedule R?	3b	

4 Describe in Part XIV the intended uses of the organization's endowment funds

Part VI Land, Buildings, and Equipment. See Form 990, Part X, line 10.

Description of property	(a) Cost or other basis (investment)	(b)Cost or other basis (other)	(c) Accumulated depreciation	(d) Book value
1a Land				
b Buildings		359,352,478	246,747,184	112,605,294
c Leasehold improvements		1,814,030	1,442,252	371,778
d Equipment		265,101,001	215,681,081	49,419,919
e Other		77,645,154	47,114,653	30,640,501
Total. Add lines 1a-1e <i>(Column (d) should equal Form 990, Part X, column (B), line 10(c).)</i> 				193,037,492

Part XI

Reconciliation of Change in Net Assets from Form 990 to Financial Statements

1	Total revenue (Form 990, Part VIII, column (A), line 12)	1	
2	Total expenses (Form 990, Part IX, column (A), line 25)	2	
3	Excess or (deficit) for the year Subtract line 2 from line 1	3	
4	Net unrealized gains (losses) on investments	4	
5	Donated services and use of facilities	5	
6	Investment expenses	6	
7	Prior period adjustments	7	
8	Other (Describe in Part XIV)	8	
9	Total adjustments (net) Add lines 4 - 8	9	
10	Excess or (deficit) for the year per financial statements Combine lines 3 and 9	10	

Part XII

Reconciliation of Revenue per Audited Financial Statements With Revenue per Return

1	Total revenue, gains, and other support per audited financial statements	1	
2	Amounts included on line 1 but not on Form 990, Part VIII, line 12		
a	Net unrealized gains on investments	2a	
b	Donated services and use of facilities	2b	
c	Recoveries of prior year grants	2c	
d	Other (Describe in Part XIV)	2d	
e	Add lines 2a through 2d	2e	
3	Subtract line 2e from line 1	3	
4	Amounts included on Form 990, Part VIII, line 12, but not on line 1		
a	Investment expenses not included on Form 990, Part VIII, line 7b	4a	
b	Other (Describe in Part XIV)	4b	
c	Add lines 4a and 4b	4c	
5	Total Revenue Add lines 3 and 4c. (This should equal Form 990, Part I, line 12)	5	

Part XIII

Reconciliation of Expenses per Audited Financial Statements With Expenses per Return

1	Total expenses and losses per audited financial statements	1	
2	Amounts included on line 1 but not on Form 990, Part IX, line 25		
a	Donated services and use of facilities	2a	
b	Prior year adjustments	2b	
c	Other losses	2c	
d	Other (Describe in Part XIV)	2d	
e	Add lines 2a through 2d	2e	
3	Subtract line 2e from line 1	3	
4	Amounts included on Form 990, Part IX, line 25, but not on line 1:		
a	Investment expenses not included on Form 990, Part VIII, line 7b	4a	
b	Other (Describe in Part XIV)	4b	
c	Add lines 4a and 4b	4c	
5	Total expenses Add lines 3 and 4c. (This should equal Form 990, Part I, line 18)	5	

Part XIV

Supplemental Information

Complete this part to provide the descriptions required for Part II, lines 3, 5, and 9, Part III, lines 1a and 4, Part IV, lines 1b and 2b, Part V, line 4, Part X, Part XI, line 8, Part XII, lines 2d and 4b, and Part XIII, lines 2d and 4b. Also complete this part to provide any additional information.

Identifier	Return Reference	Explanation
FIN 48 FOOTNOTE	SCHEDULE D, PART X	INCOME TAXES ARE ACCOUNTED FOR UNDER THE ASSET AND LIABILITY METHOD. DEFERRED TAX ASSETS AND LIABILITIES ARE RECOGNIZED FOR THE FUTURE TAX CONSEQUENCES ATTRIBUTABLE TO DIFFERENCES BETWEEN THE FINANCIAL STATEMENT CARRYING AMOUNTS OF EXISTING ASSETS AND LIABILITIES AND THEIR RESPECTIVE TAX BASES AND OPERATING LOSS AND TAX CREDIT CARRYFORWARDS. DEFERRED TAX ASSETS AND LIABILITIES ARE MEASURED USING ENACTED TAX RATES EXPECTED TO APPLY TO TAXABLE INCOME IN THE YEARS IN WHICH THOSE TEMPORARY DIFFERENCES ARE EXPECTED TO BE RECOVERED OR SETTLED. THE EFFECT ON DEFERRED TAX ASSETS AND LIABILITIES OF A CHANGE IN TAX RATES IS RECOGNIZED IN THE PERIOD THAT INCLUDES THE ENACTMENT DATE. ANY CHANGES TO THE VALUATION ALLOWANCE ON THE DEFERRED TAX ASSET ARE REFLECTED IN THE YEAR OF CHANGE. THE CORPORATION ACCOUNTS FOR UNCERTAIN TAX POSITIONS IN ACCORDANCE WITH THE FASB ACCOUNTING STANDARDS CODIFICATION (ASC) TOPIC 740, INCOME TAXES. THERE WAS NO LIABILITY RECORDED FOR UNCERTAIN TAX POSITIONS AS OF JUNE 30, 2012.

SCHEDULE H
(Form 990)

Department of the Treasury
Internal Revenue Service

Hospitals

▶ **Complete if the organization answered "Yes" to Form 990, Part IV, question 20.**
▶ **Attach to Form 990. ▶ See separate instructions.**

OMB No 1545-0047

2011

Open to Public Inspection

Name of the organization
Washington Hospital Center Corporation

Employer identification number
52-1272129

Part I

Charity Care and Certain Other Community Benefits at Cost

		Yes	No	
1a	Did the organization have a charity care policy? If "No," skip to question 6a	1a	Yes	
b	If "Yes," is it a written policy?	1b	Yes	
2	If the organization had multiple hospitals, indicate which of the following best describes application of the charity care policy to the various hospitals <div><input checked="" type="checkbox"/> Applied uniformly to all hospitals <input type="checkbox"/> Generally tailored to individual hospitals</div> <div><input type="checkbox"/> Applied uniformly to most hospitals</div>			
3	Answer the following based on the charity care eligibility criteria that applies to the largest number of the organization's patients during the tax year a Did the organization use Federal Poverty Guidelines (FPG) to determine eligibility for providing <i>free</i> care? If "Yes," indicate which of the following is the FPG family income limit for eligibility for free care <div><input type="checkbox"/> 100%<input type="checkbox"/> 150%<input checked="" type="checkbox"/> 200%<input type="checkbox"/> Other _____%</div> b Did the organization use FPG to determine eligibility for providing <i>discounted</i> care? If "Yes," indicate which of the following is the family income limit for eligibility for discounted care <div><input type="checkbox"/> 200%<input type="checkbox"/> 250%<input type="checkbox"/> 300%<input type="checkbox"/> 350%<input checked="" type="checkbox"/> 400%<input type="checkbox"/> Other _____%</div> c If the organization did not use FPG to determine eligibility, describe in Part VI the income based criteria for determining eligibility for free or discounted care Include in the description whether the organization uses an asset test or other threshold, regardless of income, to determine eligibility for free or discounted care	3a	Yes	
4	Did the organization's policy provide free or discounted care to the "medically indigent"?	4	Yes	
5a	Did the organization budget amounts for free or discounted care provided under its financial assistance policy during the tax year?	5a	Yes	
b	If "Yes," did the organization's charity care expenses exceed the budgeted amount?	5b	Yes	
c	If "Yes" to line 5b, as a result of budget considerations, was the organization unable to provide free or discounted care to a patient who was eligible for free or discounted care?	5c		No
6a	Did the organization prepare a community benefit report during the tax year?	6a	Yes	
6b	If "Yes," did the organization make it available to the public?	6b	Yes	
	Complete the following table using the worksheets provided in the Schedule H instructions Do not submit these worksheets with the Schedule H			

7

Charity Care and Certain Other Community Benefits at Cost

Charity Care and Means-Tested Government Programs	(a) Number of activities or programs (optional)	(b) Persons served (optional)	(c) Total community benefit expense	(d) Direct offsetting revenue	(e) Net community benefit expense	(f) Percent of total expense
a Charity care at cost (from Worksheet 1)			12,305,000	0	12,305,000	1 100 %
b Medicaid (from Worksheet 3, column a)			160,482,956	150,760,658	9,722,298	0 900 %
c Costs of other means-tested government programs (from Worksheet 3, column b)			7,774,912	3,121,164	4,653,748	0 400 %
d Total Charity Care and Means-Tested Government Programs			180,562,868	153,881,822	26,681,046	2 400 %
Other Benefits						
e Community health improvement services and community benefit operations (from Worksheet 4)			4,191,086	0	4,191,086	0 370 %
f Health professions education (from Worksheet 5)			72,570,695	21,645,844	50,924,851	4 550 %
g Subsidized health services (from Worksheet 6)			2,224	0	2,224	0 %
h Research (from Worksheet 7)			112,969	0	112,969	0 010 %
i Cash and in-kind contributions for community benefit (from Worksheet 8)			344,345	0	344,345	0 030 %
j Total Other Benefits			77,221,319	21,645,844	55,575,475	4 960 %
k Total. Add lines 7d and 7j			257,784,187	175,527,666	82,256,521	7 360 %

Part IICommunity Building Activities

Complete this table if the organization conducted any community building activities.

	(a) Number of activities or programs (optional)	(b) Persons served (optional)	(c) Total community building expense	(d) Direct offsetting revenue	(e) Net community building expense	(f) Percent of total expense
1Physical improvements and housing			9,830	0	9,830	0 %
2Economic development						
3Community support			48,087	0	48,087	0 %
4Environmental improvements						
5Leadership development and training for community members						
6Coalition building						
7Community health improvement advocacy			84,063	0	84,063	0 010 %
8Workforce development						
9Other						
10Total			141,980	0	141,980	0 010 %

Part IIIBad Debt, Medicare, & Collection Practices

Section A. Bad Debt Expense

		Yes	No
1	Did the organization report bad debt expense in accordance with Heathcare Financial Management Association Statement No. 15?	1Yes	
2	Enter the amount of the organization's bad debt expense	283,803,434	
3	Enter the estimated amount of the organization's bad debt expense attributable to patients eligible under the organization's charity care policy	3	
4	Provide in Part VI the text of the footnote to the organization's financial statements that describes bad debt expense. In addition, describe the costing methodology used in determining the amounts reported on lines 2 and 3, and rationale for including a portion of bad debt amounts as community benefit.		

Section B. Medicare

5	Enter total revenue received from Medicare (including DSH and IME)	5309,709,942	
6	Enter Medicare allowable costs of care relating to payments on line 5	6318,584,542	
7	Subtract line 6 from line 5. This is the surplus or (shortfall)	7-8,874,600	
8	Describe in Part VI the extent to which any shortfall reported in line 7 should be treated as community benefit. Also describe in Part VI the costing methodology or source used to determine the amount reported on line 6. Check the box that describes the method used: <input type="checkbox"/> Cost accounting system <input checked="" type="checkbox"/> Cost to charge ratio <input type="checkbox"/> Other		

Section C. Collection Practices

9a	Did the organization have a written debt collection policy during the tax year?	9aYes	
b	If "Yes," did the organization's collection policy that applied to the largest number of its patients during the tax year contain provisions on the collection practices to be followed for patients who are known to qualify for financial assistance? Describe in Part VI.	9bYes	

Part IVManagement Companies and Joint Ventures (see instructions)

(a) Name of entity	(b) Description of primary activity of entity	(c) Organization's profit % or stock ownership %	(d) Officers, directors, trustees, or key employees' profit % or stock ownership%	(e) Physicians' profit % or stock ownership %
1				
2				
3				
4				
5				
6				
7				
8				
9				
10				
11				
12				
13				

Section A. Hospital Facilities

How many hospital facilities did the organization operate during the tax year? 1

Name and address

[illegible]

Part V Facility Information (continued)

Section B. Facility Policies and Practices.

(Complete a separate Section B for each of the hospital facilities listed in Part V, Section A)

WASHINGTON HOSPITAL CENTER

Name of Hospital Facility:

Line Number of Hospital Facility (from Schedule H, Part V, Section A):1

	Yes	No
Community Health Needs Assessment (Lines 1 through 7 are optional for 2011)		
1 During the tax year or any prior tax year, did the hospital facility conduct a community health needs assessment ("Needs Assessment")? If "No," skip to question 8 If "Yes," indicate what the Needs Assessment describes (check all that apply) a <input checked="" type="checkbox"/> A definition of the community served by the hospital facility b <input checked="" type="checkbox"/> Demographics of the community c <input checked="" type="checkbox"/> Existing health care facilities and resources within the community that are available to respond to the health needs of the community d <input checked="" type="checkbox"/> How data was obtained e <input checked="" type="checkbox"/> The health needs of the community f <input checked="" type="checkbox"/> Primary and chronic disease needs and other health issues of uninsured persons, low-income persons, and minority groups g <input checked="" type="checkbox"/> The process for identifying and prioritizing community health needs and services to meet those needs h <input checked="" type="checkbox"/> The process for consulting with persons representing the community's interests i <input checked="" type="checkbox"/> Information gaps that limit the hospital facility's ability to assess the community's health needs j <input type="checkbox"/> Other (describe in Part VI)	1 Yes	
2 Indicate the tax year the hospital facility last conducted a Needs Assessment 20 12		
3 In conducting its most recent Needs Assessment, did the hospital facility take into account input from persons who represent the community served by the hospital facility? If "Yes," describe in Part VI how the hospital facility took into account input from persons who represent the community, and identify the persons the hospital facility consulted	3 Yes	
4 Was the hospital facility's Needs Assessment conducted with one or more other hospital facilities? If "Yes," list the other hospital facilities in Part VI	4	No
5 Did the hospital facility make its Needs Assessment widely available to the public? If "Yes," indicate how the Needs Assessment was made widely available (check all that apply) a <input checked="" type="checkbox"/> Hospital facility's website b <input checked="" type="checkbox"/> Available upon request from the hospital facility c <input type="checkbox"/> Other (describe in Part VI)	5 Yes	
6 If the hospital facility addressed needs identified in its most recently conducted Needs Assessment, indicate how (check all that apply) a <input checked="" type="checkbox"/> Adoption of an implementation strategy to address the health needs of the hospital facility's community b <input checked="" type="checkbox"/> Execution of the implementation strategy c <input checked="" type="checkbox"/> Development of a community-wide community benefit plan for the facility d <input checked="" type="checkbox"/> Participation in community-wide community benefit plan e <input checked="" type="checkbox"/> Inclusion of a community benefit section in operational plans f <input checked="" type="checkbox"/> Adoption of a budget for provision of services that address the needs identified in the CHNA g <input checked="" type="checkbox"/> Prioritization of health needs in the community h <input checked="" type="checkbox"/> Prioritization of services that the hospital facility will undertake to meet health needs in its community i <input type="checkbox"/> Other (describe in Part VI)		
7 Did the hospital facility address all of the needs identified in its most recently conducted Needs Assessment? If "No," explain in Part VI which needs it has not addressed together with the reasons why it has not addressed such needs	7	
Financial Assistance Policy		
Did the hospital facility have in place during the tax year a written financial assistance policy that		
8 Explains eligibility criteria for financial assistance, and whether such assistance includes free or discounted care?	8 Yes	
9 Used federal poverty guidelines (FPG) to determine eligibility for providing free care? If "Yes," indicate the FPG family income limit for eligibility for free care 200 % If "No," explain in Part VI the criteria the hospital facility used	9 Yes	

Part V

Facility Information (continued)

		Yes	No	
10	Used FPG to determine eligibility for providing discounted care? If "Yes," indicate the FPG family income limit for eligibility for discounted care <u>400</u> % If "No," explain in Part VI the criteria the hospital facility used	10	Yes	
11	Explained the basis for calculating amounts charged to patients? If "Yes," indicate the factors used in determining such amounts (check all that apply) a <input checked="" type="checkbox"/> Income level b <input checked="" type="checkbox"/> Asset level c <input checked="" type="checkbox"/> Medical indigency d <input checked="" type="checkbox"/> Insurance status e <input checked="" type="checkbox"/> Uninsured discount f <input checked="" type="checkbox"/> Medicaid/Medicare g <input type="checkbox"/> State regulation h <input type="checkbox"/> Other (describe in Part VI)	11	Yes	
12	Explained the method for applying for financial assistance?	12	Yes	
13	Included measures to publicize the policy within the community served by the hospital facility? If "Yes," indicate how the hospital facility publicized the policy (check all that apply) a <input type="checkbox"/> The policy was posted at all times on the hospital facility's web site b <input type="checkbox"/> The policy was attached to all billing invoices c <input checked="" type="checkbox"/> The policy was posted in the hospital facility's emergency rooms or waiting rooms d <input checked="" type="checkbox"/> The policy was posted in the hospital facility's admissions offices e <input checked="" type="checkbox"/> The policy was provided, in writing, to patients upon admission to the hospital facility f <input checked="" type="checkbox"/> The policy was available upon request g <input type="checkbox"/> Other (describe in Part VI)	13	Yes	

Billing and Collections

14	Did the hospital facility have in place during the tax year a separate billing and collections policy, or a written financial assistance policy (FAP) that explained actions the hospital facility may take upon non-payment?	14	Yes	
15	Check all of the following collection actions against an individual that were permitted under the hospital facility's policies during the tax year before making reasonable efforts to determine the patient's eligibility under the facility's FAP a <input type="checkbox"/> Reporting to credit agency b <input type="checkbox"/> Lawsuits c <input type="checkbox"/> Liens on residences d <input type="checkbox"/> Body attachments or arrests e <input type="checkbox"/> Other similar actions (describe in Part VI)			
16	Did the hospital facility or an authorized third party perform any of the following actions during the tax year before making reasonable efforts to determine the patient's eligibility under the facility's FAP? If "Yes," check all actions in which the hospital facility or a third party engaged a <input type="checkbox"/> Reporting to credit agency b <input type="checkbox"/> Lawsuits c <input type="checkbox"/> Liens on residences d <input type="checkbox"/> Body attachments e <input type="checkbox"/> Other similar actions (describe in Part VI)	16		No
17	Indicate which efforts the hospital facility made before initiating any of the actions checked in question 16 (check all that apply) a <input type="checkbox"/> Notified patients of the financial assistance policy upon admission b <input type="checkbox"/> Notified patients of the financial assistance policy prior to discharge c <input type="checkbox"/> Notified patients of the financial assistance policy in communications with the patients regarding the patients' bills d <input type="checkbox"/> Documented its determination of whether patients were eligible for financial assistance under the hospital facility's financial assistance policy e <input type="checkbox"/> Other (describe in Part VI)			

Part V

Facility Information (continued)

Policy Relating to Emergency Medical Care

		Yes	No
18	Did the hospital facility have in place during the tax year a written policy relating to emergency medical care that requires the hospital facility to provide, without discrimination, care for emergency medical conditions to individuals regardless of their eligibility under the hospital facility's financial assistance policy? If "No," indicate why	Yes	
a	<input type="checkbox"/> The hospital facility did not provide care for any emergency medical conditions		
b	<input type="checkbox"/> The hospital facility's policy was not in writing		
c	<input type="checkbox"/> The hospital facility limited who was eligible to receive care for emergency medical conditions (describe in Part VI)		
d	<input type="checkbox"/> Other (describe in Part VI)		

Individuals Eligible for Financial Assistance

19	Indicate how the hospital facility determined, during the tax year, the maximum amounts that can be charged to FAP-eligible individuals for emergency or other medically necessary care		
a	<input type="checkbox"/> The hospital facility used its lowest negotiated commercial insurance rate when calculating the maximum amounts that can be charged		
b	<input checked="" type="checkbox"/> The hospital facility used the average of it's three lowest negotiated commercial insurance rates when calculating the maximum amounts that can be charged		
c	<input type="checkbox"/> The hospital facility used the Medicare rates when calculating the maximum amounts that can be charged		
d	<input type="checkbox"/> Other (describe in Part VI)		
20	Did the hospital facility charge any of its patients who were eligible for assistance under the hospital facility's financial assistance policy, and to whom the hospital facility provided emergency or other medically necessary services, more than the amounts generally billed to individuals who had insurance covering such care? If "Yes," explain in Part VI	20	No
21	Did the hospital facility charge any of its FAP-eligible patients an amount equal to the gross charge for services provided to that patient? If "Yes," explain in Part VI	21	No

Part V

Facility Information (continued)

Section C. Other Facilities That Are Not Licensed, Registered, or Similarly Recognized as a Hospital Facility

(list in order of size from largest to smallest)

How many non-hospital facilities did the organization operate during the tax year? _____

Name and address		Type of Facility (Describe)
1		
2		
3		
4		
5		
6		
7		
8		
9		
10		

Part VI

Supplemental Information

Complete this part to provide the following information

- 1
- Required descriptions.** Provide the descriptions required for Part I, lines 3c, 6a, and 7, Part II, Part III, lines 4, 8, and 9b, and Part V, Section B, lines 1j, 3, 4, 5c, 6i, 7, 9, 10, 11h, 13g, 15e, 16e, 17e, 18d, 19d, 20, and 21
- 2
- Community health needs assessment.** Describe how the organization assesses the health care needs of the communities it serves, in addition to any community health needs assessments reported in Part V, Section B
- 3
- Patient education of eligibility for assistance.** Describe how the organization informs and educates patients and persons who may be billed for patient care about their eligibility for assistance under federal, state, or local government programs or under the organization's financial assistance policy
- 4
- Community information.** Describe the community the organization serves, taking into account the geographic area and demographic constituents it serves
- 5
- Promotion of community health.** Provide any other information important to describing how the organization's hospital facilities or other health care facilities further its exempt purpose by promoting the health of the community (e g , open medical staff, community board, use of surplus funds, etc)
- 6
- Affiliated health care system.** If the organization is part of an affiliated health care system, describe the respective roles of the organization and its affiliates in promoting the health of the communities served
- 7
- State filing of community benefit report.** If applicable, identify all states with which the organization, or a related organization, files a community benefit report

Identifier	ReturnReference	Explanation
CHARITY CARE AND CERTAIN OTHER BENEFITS AT COST	PART I, LINE 7	MEDICARE COST REPORT DATA AS WELL AS COST-TO-CHARGE RATIO WERE USED TO CALCULATE FIGURES REPORTED (WHERE APPLICABLE) THE COST-TO-CHARGE RATIO WAS DERIVED FROM WORKSHEET 2 RATIO OF PATIENT CARE COST-TO-CHARGES PERCENT OF TOTAL EXPENSE PART I, LINE 7, COLUMN (F) BAD DEBT EXPENSE OF \$83,803,434 HAS BEEN REMOVED FROM TOTAL EXPENSE TO CALCULATE THE PERCENTAGES IN COLUMN (F) BAD DEBT PART III, LINE 4 MEDSTAR HEALTH AND ITS AFFILIATED ORGANIZATIONS REPORT BAD DEBT EXPENSE IN ACCORDANCE WITH GENERALLY ACCEPTED ACCOUNTING PRINCIPLES (GAAP) AND HFMA 15 AMOUNTS THAT ARE NOT EXPECTED TO BE COLLECTED, FOR PATIENTS QUALIFYING UNDER MEDSTAR HEALTH'S FINANCIAL ASSISTANCE POLICY, ARE WRITTEN OFF TO CHARITY CARE AND REPORTED AS A REDUCTION TO REVENUE BAD DEBT EXPENSE RESULTS FROM MANAGEMENT'S INABILITY TO COLLECT REVENUES THAT MEET THE GAAP CRITERIA FOR REVENUE RECOGNITION BAD DEBT REPRESENTS AN OPERATING EXPENSE AND IS REFLECTED AS A SEPARATE LINE ITEM ON THE ORGANIZATION'S STATEMENT OF OPERATIONS HOWEVER, MEDSTAR AND ITS AFFILIATED ENTITIES DO NOT MAKE A DETERMINATION AS TO WHETHER SELF PAY AMOUNTS ARE COLLECTIBLE IN DETERMINING REVENUE RECOGNITION RESERVE MODELS, WHICH HAVE BEEN DEVELOPED BASED ON HISTORICAL COLLECTION RESULTS AND WHICH ARE ADJUSTED PERIODICALLY BASED ON ACTUAL COLLECTIONS EXPERIENCE, ARE USED TO ESTIMATE UNCOLLECTIBLE AMOUNTS ACROSS ALL PAYORS INCLUDING SELF PAY BAD DEBT DETERMINATIONS ARE MADE ONLY AFTER SUFFICIENT EVIDENCE IS OBTAINED TO SUPPORT THAT AN AMOUNT IS NOT COLLECTIBLE

Identifier	ReturnReference	Explanation
MEDICARE	PART III, LINE 8	THE AMOUNT REPORTED ON PART III, LINE 6 WAS DETERMINED USING THE COST DATA FROM THE FY 2011 MEDICARE COST REPORT DEBT COLLECTION POLICY PART III, LINE 9 IF IT IS DETERMINED THAT A PATIENT MAY POTENTIALLY QUALIFY FOR A CHARITABLE/FINANCIAL PROGRAM, A HOLD IS PLACED ON THE ACCOUNT TO PREVENT IT FROM BEING REPORTED AS BAD DEBT UNTIL PROGRAM APPROVALS HAVE BEEN OBTAINED IF IT IS APPROVED, THE ACCOUNT IS DOCUMENTED AND THE NECESSARY ADJUSTMENTS ARE MADE TO CLOSE THE ACCOUNT

Identifier	ReturnReference	Explanation
NEEDS ASSESSMENT	Part V, Section B, Line 7	<p>The implementation strategies serve as a roadmap for how community benefit resources will be allocated and deployed. MedStar's hospitals will be able to measure our contribution to improving the health of underserved and vulnerable populations in the regions we serve. Three-year implementation strategies with measurable objectives were developed for each hospital's community benefit service area - a specific community or target population of focus. Priorities were based on community need as determined by quantitative data and community input, as well as on hospital expertise, resources, strengths of existing programming and partnerships, and alignment with national, state, and local health goals. The MedStar Health Corporate Community Health Department will provide system-wide coordination and oversight of community benefit programming.</p> <p>PART VI, LINE 2 IN FY12, MEDSTAR WASHINGTON HOSPITAL CENTER (THE HOSPITAL CENTER) CONDUCTED A COMMUNITY HEALTH NEEDS ASSESSMENT (CHNA) IN ACCORDANCE WITH THE GUIDELINES ESTABLISHED BY THE PATIENT PROTECTION AND AFFORDABLE CARE ACT AND THE INTERNAL REVENUE SERVICE. THE HOSPITAL'S CHNA WAS LED BY 24 ADVISORY TASK FORCE (ATF) MEMBERS, WHICH WAS COMPRISED OF A DIVERSE GROUP OF INDIVIDUALS, INCLUDING COMMUNITY RESIDENTS, FAITH-BASED LEADERS, HOSPITAL REPRESENTATIVES AND PUBLIC HEALTH EXPERTS. THE ATF REVIEWED QUANTITATIVE AND QUALITATIVE COMMUNITY HEALTH DATA, AS WELL AS LOCAL, REGIONAL AND NATIONAL HEALTH GOALS. BASED ON THEIR FINDINGS, THE ATF DESIGNED A SURVEY TO IDENTIFY TRENDS IN HOW PARTICIPANTS PERCEIVED THE SEVERITY OF KEY HEALTH ISSUES IN THE FOLLOWING CATEGORIES: WELLNESS AND PREVENTION, ACCESS TO CARE, QUALITY OF LIFE, AND ENVIRONMENT. COMMUNITY MEMBERS RESPONDED TO THE SURVEY BY ATTENDING A COMMUNITY INPUT SESSION OR COMPLETING IT ONLINE OR VIA HARDCOPY. BASED ON THE ATF'S RECOMMENDATION, THE HOSPITAL IDENTIFIED DISTRICT OF COLUMBIA WARD 5 AS ITS COMMUNITY BENEFIT SERVICE AREA (CBSA) - A GEOGRAPHY WITH A HIGH DENSITY OF LOW-INCOME OR VULNERABLE RESIDENTS WITHIN CLOSE PROXIMITY OF THE HOSPITAL. HEALTH PRIORITIES FOR THE CBSA INCLUDE HEART DISEASE, DIABETES, AND OBESITY. THE HOSPITAL'S FY12 CHNA AND 3-YEAR IMPLEMENTATION STRATEGY WAS ENDORSED BY THE HOSPITAL CENTER'S BOARD OF DIRECTORS AND APPROVED BY THE MEDSTAR HEALTH BOARD OF DIRECTORS. THE DOCUMENT BECAME AVAILABLE ON THE HOSPITAL'S OFFICIAL WEBSITE ON JUNE 30, 2012. AS A PROUD MEMBER OF MEDSTAR HEALTH, REPRESENTATIVES FROM THE HOSPITAL CENTER ROUTINELY PARTICIPATE IN THE MEDSTAR HEALTH COMMUNITY BENEFIT WORKGROUP. THE WORKGROUP IS COMPRISED OF COMMUNITY HEALTH PROFESSIONALS WHO REPRESENT ALL NINE MEDSTAR HOSPITALS. THE TEAM ANALYZES LOCAL AND REGIONAL COMMUNITY HEALTH DATA, ESTABLISHES SYSTEM-WIDE COMMUNITY HEALTH PROGRAMMING PERFORMANCE AND EVALUATION MEASURES AND SHARES BEST PRACTICES.</p>

Identifier	ReturnReference	Explanation
PATIENT EDUCATION OF ELIGIBILITY FOR ASSISTANCE	PART VI, LINE 3	AS ONE OF THE REGION'S LEADING NOT-FOR-PROFIT HEALTHCARE SYSTEMS, MEDSTAR HEALTH IS COMMITTED TO ENSURING THAT UNINSURED PATIENTS WITHIN THE COMMUNITIES WE SERVE WHO LACK FINANCIAL RESOURCES HAVE ACCESS TO NECESSARY HOSPITAL SERVICES. MEDSTAR HEALTH AND ITS HEALTHCARE FACILITIES WILL " TREAT ALL PATIENTS EQUITABLY, WITH DIGNITY, WITH RESPECT AND WITH COMPASSION " SERVE THE EMERGENCY HEALTH CARE NEEDS OF EVERYONE WHO PRESENTS AT OUR FACILITIES REGARDLESS OF A PATIENT'S ABILITY TO PAY FOR CARE " ASSIST THOSE PATIENTS WHO ARE ADMITTED THROUGH OUR ADMISSIONS PROCESS FOR NON-URGENT, MEDICALLY NECESSARY CARE WHO CANNOT PAY FOR PART OF ALL OF THE CARE THEY RECEIVE " BALANCE NEEDED FINANCIAL ASSISTANCE FOR SOME PATIENTS WITH BROADER FISCAL RESPONSIBILITIES IN ORDER TO KEEP ITS HOSPITALS' DOORS OPEN FOR ALL WHO MAY NEED CARE IN THE COMMUNITY. IN MEETING ITS COMMITMENTS, MEDSTAR HEALTH'S FACILITIES WILL WORK WITH THEIR UNINSURED PATIENTS TO GAIN AN UNDERSTANDING OF EACH PATIENT'S FINANCIAL RESOURCES PRIOR TO ADMISSION (FOR SCHEDULED SERVICES) OR PRIOR TO BILLING (FOR EMERGENCY SERVICES) BASED ON THIS INFORMATION AND PATIENT ELIGIBILITY, MEDSTAR HEALTH'S FACILITIES WILL ASSIST UNINSURED PATIENTS WHO RESIDE WITHIN THE COMMUNITIES WE SERVE IN ONE OR MORE OF THE FOLLOWING WAYS " ASSIST WITH ENROLLMENT IN PUBLICLY-FUNDED ENTITLEMENT PROGRAMS (E G , MEDICAID) " ASSIST WITH ENROLLMENT IN PUBLICLY-FUNDED PROGRAMS FOR THE UNINSURED (E G , D C HEALTHCARE ALLIANCE) " ASSIST WITH CONSIDERATION OF FUNDING THAT MAY BE AVAILABLE FROM OTHER CHARITABLE ORGANIZATIONS " PROVIDE CHARITY CARE AND FINANCIAL ASSISTANCE ACCORDING TO APPLICABLE GUIDELINES " PROVIDE FINANCIAL ASSISTANCE FOR PAYMENT OF FACILITY CHARGES USING A SLIDING SCALE BASED ON PATIENT FAMILY INCOME AND FINANCIAL RESOURCES " OFFER PERIODIC PAYMENT PLANS TO ASSIST PATIENTS WITH FINANCING THEIR HEALTHCARE SERVICES. EACH MEDSTAR HEALTH FACILITY (IN COOPERATION AND CONSULTATION WITH THE FINANCE DIVISION OF MEDSTAR HEALTH) WILL SPECIFY THE COMMUNITIES IT SERVES BASED ON THE GEOGRAPHIC AREAS IT HAS SERVED HISTORICALLY FOR THE PURPOSE OF IMPLEMENTING THIS POLICY. EACH FACILITY WILL POST THE POLICY, INCLUDING A DESCRIPTION OF THE APPLICABLE COMMUNITIES IT SERVES, IN EACH MAJOR PATIENT REGISTRATION AREA AND IN ANY OTHER AREAS REQUIRED BY APPLICABLE REGULATIONS, WILL COMMUNICATE THE INFORMATION TO PATIENTS AS REQUIRED BY THIS POLICY AND APPLICABLE REGULATIONS AND WILL MAKE A COPY OF THE POLICY AVAILABLE TO ALL PATIENTS. MEDSTAR HEALTH BELIEVES THAT ITS PATIENTS HAVE PERSONAL RESPONSIBILITIES RELATED TO THE FINANCIAL ASPECTS OF THEIR HEALTHCARE NEEDS. THE CHARITY CARE, FINANCIAL ASSISTANCE, AND PERIODIC PAYMENT PLANS AVAILABLE UNDER THIS POLICY WILL NOT BE AVAILABLE TO THOSE PATIENTS WHO FAIL TO FULFILL THEIR RESPONSIBILITIES. FOR PURPOSES OF THIS POLICY, PATIENT RESPONSIBILITIES INCLUDE " COMPLETING FINANCIAL DISCLOSURE FORMS NECESSARY TO EVALUATE THEIR ELIGIBILITY FOR PUBLICLY-FUNDED HEALTHCARE PROGRAMS, CHARITY CARE PROGRAMS, AND OTHER FORMS OF FINANCIAL ASSISTANCE. THESE DISCLOSURE FORMS MUST BE COMPLETED ACCURATELY, TRUTHFULLY, AND TIMELY TO ALLOW MEDSTAR HEALTH'S FACILITIES TO PROPERLY COUNSEL PATIENTS CONCERNING THE AVAILABILITY OF FINANCIAL ASSISTANCE " WORKING WITH THE FACILITY'S FINANCIAL COUNSELORS AND OTHER FINANCIAL SERVICES STAFF TO ENSURE THERE IS A COMPLETE UNDERSTANDING OF THE PATIENT'S FINANCIAL SITUATION AND CONSTRAINTS " COMPLETING APPROPRIATE APPLICATIONS FOR PUBLICLY-FUNDED HEALTHCARE PROGRAMS. THIS RESPONSIBILITY INCLUDES RESPONDING IN A TIMELY FASHION TO REQUESTS FOR DOCUMENTATION TO SUPPORT ELIGIBILITY " MAKING APPLICABLE PAYMENTS FOR SERVICES IN A TIMELY FASHION, INCLUDING ANY PAYMENTS MADE PURSUANT TO DEFERRED AND PERIODIC PAYMENT SCHEDULES " PROVIDING UPDATED FINANCIAL INFORMATION TO THE FACILITY'S FINANCIAL COUNSELORS ON A TIMELY BASIS AS THE PATIENT'S CIRCUMSTANCES MAY CHANGE.

Identifier	ReturnReference	Explanation
COMMUNITY INFORMATION	PART VI, LINE 4	<p>THE HOSPITAL CENTER'S CORE SERVICE AREA FOR COMMUNITY RELATIONS ACTIVITIES FOCUSES ON WARD 5 (ZIP CODES 20001, 20002, 20009, 20010, 20011), THOUGH ACTIVITIES DO EXTEND THROUGHOUT THE METROPOLITAN AREA. WARD 5 WAS SELECTED AS THE PRIORITY AREA DUE TO ITS PROXIMITY TO THE HOSPITAL, COUPLED WITH AN OPPORTUNITY TO BUILD UPON PRE-EXISTING PROGRAMS AND SERVICES FOR THE COMMUNITY. WARD 5 IS LOCATED IN THE NORTHEASTERN QUADRANT OF THE DISTRICT OF COLUMBIA. IT IS THE HOME OF APPROXIMATELY 74,308 RESIDENTS, 83% ARE ADULTS AGE 18 AND OLDER. THE MAJORITY OF RESIDENTS ARE AFRICAN AMERICAN (77%). FIFTEEN PERCENT (15%) ARE WHITE AND 6.3% ARE HISPANIC. THE AVERAGE HOUSEHOLD INCOME IN WARD 5 (\$75,559) IS LESS THAN THE CITY AVERAGE (\$115,016). THE PERCENT OF ADULTS WITHOUT A HIGH SCHOOL DIPLOMA (19%) IS GREATER THAN THE CITY AVERAGE (15%) (NEIGHBORHOOD INFO DC). THE EDGEWOOD NEIGHBORHOOD IS A HISTORIC HILLTOP NEIGHBORHOOD THAT ENJOYS BOTH MODERN CONVENIENCES AND ITS LINKS TO THE PAST, INCLUDING DECO APARTMENTS, DC VERNACULAR ROW HOMES, A COMMERCIAL DISTRICT WITH LOCAL AND NATIONAL RETAILER'S SERVICES AND ALONG THE HISTORIC METROPOLITAN BRANCH RAIL LINE. TODAY IS A METRO STATION AND A NEW BIKING AND WALKING TRAIL. THE BLOOMINGDALE NEIGHBORHOOD IS A SMALL RESIDENTIAL NEIGHBORHOOD IN THE NORTHWEST AREA OF THE DISTRICT WITH RESIDENTS, YOUNG PROFESSIONALS AND THEIR FAMILIES. BROOKLAND HAS DEVELOPED INTO A NEIGHBORHOOD FAIRLY INTEGRATED AMONG ECONOMIC CLASSES, RACES AND HAS A SMALL THRIVING BUSINESS COMMUNITY, INCLUDING PROMINENT COMMUNITY DIVERSITY PROMOTION OF COMMUNITY HEALTH. PART VI, LINE 5 MEDSTAR WASHINGTON HOSPITAL CENTER CONTRIBUTES TO THE HEALTH OF THE COMMUNITY THROUGH A VARIETY OF COMMUNITY BASED PROGRAMS AND SERVICES. EXAMPLES INCLUDE, BUT ARE NOT LIMITED TO: CANCER SUPPORT GROUPS, AEROBICS CLASSES, WALKING PROGRAMS, AND ROUTINE BLOOD PRESSURE AND DIABETES SCREENING SERVICES. THE HOSPITAL CENTER'S MEDICAL HOUSE CALL PROGRAM PROVIDES PRIMARY CARE AND SUPPORT SERVICES TO A GROWING AGING POPULATION AND THE TEEN ALLIANCE FOR PREPARED PARENTING'S MISSION IS TO PREVENT SUBSEQUENT CASES OF TEEN PREGNANCY THROUGH ITS PARTNERSHIP WITH THE AMERICAN ASSOCIATION OF RETIRED PERSONS, CLASSES ARE OFFERED TO PROMOTE SAFE DRIVING HABITS AMONG SENIOR CITIZENS. IN PARTNERSHIP WITH THE WASHINGTON NATIONAL EYE CARE CENTER, THE HOSPITAL CENTER SERVES AS THE REGION'S LEADING EYE CARE REFERRAL CENTER FOR PERSONS WHO ARE UNINSURED.</p>

Identifier	ReturnReference	Explanation
AFFILIATED HEALTH CARE SYSTEM	PART VI, LINE 6	AS A PROUD MEMBER OF MEDSTAR HEALTH, MEDSTAR WASHINGTON HOSPITAL CENTER IS ABLE TO EXPAND ITS CAPACITY TO MEET THE NEEDS OF THE COMMUNITY BY PARTNERING WITH OTHER MEDSTAR HOSPITALS AND ASSOCIATED ENTITIES MEDSTAR HEALTH RESOURCES ASSIST THE HOSPITAL IN COMMUNITY HEALTH PLANNING TO MEET THE NEEDS OF THE UNINSURED AND OTHER VULNERABLE POPULATIONS THROUGH ITS COMMUNITY HEALTH FUNCTION, MEDSTAR HEALTH PROVIDES THE HOSPITAL CENTER WITH TECHNICAL SUPPORT TO ENHANCE COMMUNITY HEALTH PROGRAMMING AND EVALUATION MEDSTAR'S CORPORATE PHILANTHROPY DIVISION IDENTIFIES PUBLIC AND PRIVATE FUNDING SOURCES TO ENSURE THE AVAILABILITY OF HIGH QUALITY HEALTH SERVICES, REGARDLESS OF ABILITY TO PAY STATE FILING OF COMMUNITY BENEFIT REPORT PART VI, LINE 7 THE COMMUNITY BENEFIT REPORT FOR MEDSTAR WASHINGTON HOSPITAL CENTER IS ONLY FILED IN THE DISTRICT OF COLUMBIA

Schedule J
(Form 990)

Compensation Information

OMB No 1545-0047

2011

Open to Public Inspection

For certain Officers, Directors, Trustees, Key Employees, and Highest Compensated Employees

▶ Complete if the organization answered "Yes" to Form 990, Part IV, question 23.

▶ Attach to Form 990. ▶ See separate instructions.

Name of the organization

Washington Hospital Center Corporation

Employer identification number

52-1272129

Part I

Questions Regarding Compensation

		Yes	No
1a	Check the appropriate box(es) if the organization provided any of the following to or for a person listed in Form 990, Part VII, Section A, line 1a Complete Part III to provide any relevant information regarding these items		
	<div><div><input type="checkbox"/> First-class or charter travel</div><div><input checked="" type="checkbox"/> Housing allowance or residence for personal use</div><div><input type="checkbox"/> Travel for companions</div><div><input type="checkbox"/> Payments for business use of personal residence</div><div><input checked="" type="checkbox"/> Tax idemnification and gross-up payments</div><div><input type="checkbox"/> Health or social club dues or initiation fees</div><div><input type="checkbox"/> Discretionary spending account</div><div><input type="checkbox"/> Personal services (e g , maid, chauffeur, chef)</div></div>		
b	If any of the boxes in line 1a are checked, did the organization follow a written policy regarding payment or reimbursement or provision of all the expenses described above? If "No," complete Part III to explain	1b	Yes
2	Did the organization require substantiation prior to reimbursing or allowing expenses incurred by all officers, directors, trustees, and the CEO/Executive Director, regarding the items checked in line 1a?	2	Yes
3	Indicate which, if any, of the following the organization uses to establish the compensation of the organization's CEO/Executive Director Check all that apply		
	<div><div><input checked="" type="checkbox"/> Compensation committee</div><div><input checked="" type="checkbox"/> Written employment contract</div><div><input checked="" type="checkbox"/> Independent compensation consultant</div><div><input checked="" type="checkbox"/> Compensation survey or study</div><div><input checked="" type="checkbox"/> Form 990 of other organizations</div><div><input checked="" type="checkbox"/> Approval by the board or compensation committee</div></div>		
4	During the year, did any person listed in Form 990, Part VII, Section A, line 1a with respect to the filing organization or a related organization		
a	Receive a severance payment or change-of-control payment?	4a	Yes
b	Participate in, or receive payment from, a supplemental nonqualified retirement plan?	4b	Yes
c	Participate in, or receive payment from, an equity-based compensation arrangement?	4c	No
	If "Yes" to any of lines 4a-c, list the persons and provide the applicable amounts for each item in Part III		
	Only 501(c)(3) and 501(c)(4) organizations only must complete lines 5-9.		
5	For persons listed in form 990, Part VII, Section A, line 1a, did the organization pay or accrue any compensation contingent on the revenues of		
a	The organization?	5a	No
b	Any related organization?	5b	No
	If "Yes," to line 5a or 5b, describe in Part III		
6	For persons listed in form 990, Part VII, Section A, line 1a, did the organization pay or accrue any compensation contingent on the net earnings of		
a	The organization?	6a	No
b	Any related organization?	6b	No
	If "Yes," to line 6a or 6b, describe in Part III		
7	For persons listed in Form 990, Part VII, Section A, line 1a, did the organization provide any non-fixed payments not described in lines 5 and 6? If "Yes," describe in Part III	7	No
8	Were any amounts reported in Form 990, Part VII, paid or accrued pursuant to a contract that was subject to the initial contract exception described in Regs section 53 4958-4(a)(3)? If "Yes," describe in Part III	8	No
9	If "Yes" to line 8, did the organization also follow the rebuttable presumption procedure described in Regulations section 53 4958-6(c)?	9	

Part II Officers, Directors, Trustees, Key Employees, and Highest Compensated Employees. Use Schedule J-1 if additional space needed.

For each individual whose compensation must be reported in Schedule J, report compensation from the organization on row (i) and from related organizations, described in the instructions on row (ii) Do not list any individuals that are not listed on Form 990, Part VII

Note. The sum of columns (B)(i)-(iii) for each listed individual must equal the total amount of Form 990, Part VII, Section A, line 1a, columns (D) and (E) for that individual

(A) Name		(B) Breakdown of W-2 and/or 1099-MISC compensation			(C) Retirement and other deferred compensation	(D) Nontaxable benefits	(E) Total of columns (B)(i)-(D)	(F) Compensation reported in prior Form 990 or Form 990-EZ
		(i) Base compensation	(ii) Bonus & incentive compensation	(iii) Other reportable compensation				
(1) KENNETH A SAMET	(i)	0	0	0	0	0	0	0
	(ii)	1,166,887	1,481,670	3,477,594	163,987	19,392	6,309,530	0
(2) JOHN SULLIVAN	(i)	618,420	223,886	117,463	0	12,967	972,736	0
	(ii)	0	0	0	0	0	0	0
(3) LISA M BOYLE MD FACS	(i)	281,088	269,685	0	7,544	13,126	571,443	0
	(ii)	0	0	0	0	0	0	0
(4) CARMELLA A COLE MD	(i)	246,856	25,000	0	11,667	5,947	289,470	0
	(ii)	0	0	0	0	0	0	0
(5) ROBERT C LOWERY JR MD	(i)	184,255	0	0	0	5,859	190,114	0
	(ii)	0	0	0	0	0	0	0
(6) ARTHUR ST ANDRE MD	(i)	274,293	134,053	0	17,076	10,520	435,942	0
	(ii)	0	0	0	0	0	0	0
(7) SANDRA M SWAIN MD	(i)	469,544	35,000	0	0	1,146	505,690	0
	(ii)	0	0	0	0	0	0	0
(8) JANIS ORLOWSKI MD	(i)	476,089	145,262	0	12,010	19,509	652,870	0
	(ii)	0	0	0	0	0	0	0
(9) DAN MACKSOOD	(i)	46,980	0	223,309	7,350	6,026	283,665	0
	(ii)	0	0	0	0	0	0	0
(10) CATHERINE MONGE	(i)	254,066	78,932	0	7,350	10,384	350,732	0
	(ii)	0	0	0	0	0	0	0
(11) AMMAR BAFI	(i)	336,700	355,519	0	0	2,731	694,950	0
	(ii)	0	0	0	0	0	0	0
(12) STEVEN BOYCE	(i)	413,861	348,007	0	0	5,703	767,571	0
	(ii)	0	0	0	0	0	0	0
(13) JOHN RICOTTA MD	(i)	874,542	50,000	0	0	1,685	926,227	0
	(ii)	0	0	0	0	0	0	0
(14) JAMES TOZZI	(i)	750,835	0	0	0	13,379	764,214	0
	(ii)	0	0	0	0	0	0	0
(15) MARK SMITH	(i)	623,780	75,000	0	21,525	6,360	726,665	0
	(ii)	0	0	0	0	0	0	0

Part III **Supplemental Information**

Complete this part to provide the information, explanation, or descriptions required for Part I, lines 1a, 1b, 4c, 5a, 5b, 6a, 6b, 7, and 8. Also complete this part for any additional information.

Identifier	Return Reference	Explanation
TEMPORARY HOUSING ALLOWANCE AND GROSS-UP PAYMENTS	SCHEDULE J, PART I, LINE 1A	ONE OFFICER OF THE ORGANIZATION, JOHN SULLIVAN, RECEIVED A REIMBURSEMENT PAYMENT RELATED TO TEMPORARY HOUSING EXPENSES INCURRED WHILE RELOCATING TO HIS NEW POSITION WITH THE ORGANIZATION. THE REIMBURSEMENT PAYMENT WAS GROSSED-UP FOR INCOME TAX PURPOSES. THE TOTAL AMOUNT OF THE PAYMENT RECEIVED WAS TREATED AS TAXABLE COMPENSATION.
OTHER REPORTABLE COMPENSATION	SCHEDULE J, PART , LINES 4A AND 4B	DAN MACKSOOD. DAN MACKSOOD'S OTHER REPORTABLE COMPENSATION IN PART II, COLUMN (B) (III) INCLUDES \$159,148 REPRESENTING THE AMOUNT OF SEVERANCE PAYMENTS RECEIVED BY MR. MACKSOOD. KENNETH SAMET. MR. SAMET'S OTHER REPORTABLE COMPENSATION IN PART II, COLUMN (B) (III) INCLUDES \$3,465,504 REPRESENTING HIS ACCRUED BENEFIT IN A SUPPLEMENTAL RETIREMENT PLAN, WHICH WAS EARNED DURING THE PAST 23 YEARS OF SERVICE. THIS AMOUNT WAS NOT ACTUALLY PAID DURING THIS REPORTING PERIOD, BUT WAS REPORTED AS COMPENSATION UNDER FICA TAX-REPORTING RULES. JOHN SULLIVAN. ONE OFFICER OF THE ORGANIZATION, JOHN SULLIVAN, RECEIVED A REIMBURSEMENT PAYMENT RELATED TO TEMPORARY HOUSING EXPENSES INCURRED WHILE RELOCATING TO HIS NEW POSITION WITH THE ORGANIZATION. THE REIMBURSEMENT PAYMENT WAS GROSSED-UP FOR INCOME TAX PURPOSES. THE TOTAL AMOUNT OF THE PAYMENT RECEIVED WAS TREATED AS TAXABLE COMPENSATION.

SCHEDULE O

(Form 990 or 990-EZ)

Department of the Treasury
Internal Revenue Service

Supplemental Information to Form 990 or 990-EZ

Complete to provide information for responses to specific questions on
Form 990 or to provide any additional information.
▶ Attach to Form 990 or 990-EZ.

OMB No 1545-0047

2011

Open to Public
Inspection

Name of the organization Washington Hospital Center Corporation	Employer identification number 52-1272129
--	--

Identifier	Return Reference	Explanation
EXEMPT PURPOSE ACHIEVEMENTS	PART III, LINE 4A	ITS INTEGRATED CARDIOVASCULAR CARE PROGRAM, KNOWN AS MEDSTAR HEART INSTITUTE, OPERATES ONE OF THE LARGEST HEART SURGERY PROGRAMS IN THE REGION, ONE OF THE LARGEST INTERVENTIONAL CARDIOLOGY PROGRAMS NATIONWIDE AND A HEART TRANSPLANTATION PROGRAM AS PART OF THE GEORGETOWN TRANSPLANT INSTITUTE, ITS ORGAN TRANSPLANTATION CAPABILITIES INCLUDE KIDNEY AND PANCREAS TRANSPLANTS AS PART OF THE MEDSTAR CANCER NETWORK, ITS CANCER CENTER OFFERS THE LATEST IN CANCER TREATMENT, THERAPIES AND ACCESS TO CLINICAL TRIALS MWHC IS ACCREDITED BY THE JOINT COMMISSION AS AN ADVANCED PRIMARY STROKE CENTER AND AS THE ONLY CARDIAC ADVANCED VENTRICULAR ASSIST DEVICE PROGRAM IN WASHINGTON, D C US NEWS AND WORLD REPORT RECOGNIZED MWHC AS THE #1 HOSPITAL IN THE D C METROPOLITAN AREA, AND AS ONE OF THE NATION'S TOP 50 HOSPITALS IN HEART AND HEART SURGERY, DIABETES AND ENDOCRINOLOGY, GERIATRICS AND GYNECOLOGY

Identifier	Return Reference	Explanation
BYLAWS REVISIONS - 2012 - MEDSTAR HEALTH, INC AND AFFILIATED HOSPITALS	PART VI, LINE 4	<p> DURING THE FISCAL YEAR ENDING JUNE 30, 2012, MEDSTAR HEALTH, INC , A MARYLAND NON-STOCK CORPORATION ("MEDSTAR") REVIEWED ITS BYLAWS AND THE BYLAWS OF NINE MEDSTAR-AFFILIATED HOSPITALS, INCLUDING FRANKLIN SQUARE HOSPITAL CENTER, INC , HARBOR HOSPITAL, INC , MEDSTAR-GEORGETOWN MEDICAL CENTER, INC , MONTGOMERY GENERAL HOSPITAL, INC , NATIONAL REHABILITATION HOSPITAL, INC , ST MARY'S HOSPITAL OF ST MARY'S COUNTY, INC , THE GOOD SAMARITAN HOSPITAL OF MARYLAND, INC , THE UNION MEMORIAL HOSPITAL AND WASHINGTON HOSPITAL CENTER CORPORATION (COLLECTIVELY THE "HOSPITALS") THE REVISED BYLAWS OF MEDSTAR AND THE HOSPITALS WERE DEVELOPED USING A COMMON TEMPLATE BASED ON THE EXISTING MEDSTAR BYLAWS THE BOARD OF DIRECTORS OF MEDSTAR AND THE BOARD OF DIRECTORS OF EACH HOSPITAL VOTED AND APPROVED THE CHANGES TO THEIR BYLAWS A SUMMARY OF THE CHANGES TO THE BYLAWS OF MEDSTAR AND THE HOSPITALS IS SET FORTH BELOW THE BYLAWS CHANGES (A) CONFORM PROVISIONS TO MARYLAND, DELAWARE AND DISTRICT OF COLUMBIA LAW, AS APPLICABLE, IN MANY CASES TO GIVE GREATER FLEXIBILITY TO MEDSTAR AND THE BOARD OF DIRECTORS OF EACH HOSPITAL), (B) CONFORM PROVISIONS TO MAXIMIZE UNIFORMITY AMONG THE HOSPITAL BYLAWS (TO THE EXTENT POSSIBLE), (C) REFLECT RECENT DEVELOPMENTS IN CORPORATE/HOSPITAL GOVERNANCE, (D) CLARIFY CERTAIN CORPORATE PROCEDURES, AND (E) CONFORM LANGUAGE AND STYLE </p>

Identifier	Return Reference	Explanation
ORGANIZATION MEMBERS	PART VI, LINE 6	THE ORGANIZATION IS AN AFFILIATE AND SUBSIDIARY OF MEDSTAR HEALTH, INC , A TAX-EXEMPT MARYLAND NON-STOCK CORPORATION MEDSTAR HEALTH, INC , OR ONE OF ITS AFFILIATES AND SUBSIDIARIES, IS THE SOLE MEMBER OF THE ORGANIZATION DESCRIPTION OF MEMBERS PART VI, LINE 7A AS AN AFFILIATE AND SUBSIDIARY OF MEDSTAR HEALTH, INC , A TAX-EXEMPT MARYLAND NON-STOCK CORPORATION, THE ORGANIZATION MAY RECOMMEND PERSON(S) FOR MEMBERSHIP ON THE ORGANIZATION'S GOVERNING BODY ANY SUCH RECOMMENDATION BY THE ORGANIZATION IS SUBJECT TO APPROVAL BY THE GOVERNANCE COMMITTEE OF THE BOARD OF DIRECTORS OF MEDSTAR HEALTH, INC THE BOARD OF MEDSTAR HEALTH, INC HAS DELEGATED CERTAIN APPROVAL AUTHORITY TO THE GOVERNANCE COMMITTEE AND THE PRESIDENT & CEO OF MEDSTAR HEALTH, INC

Identifier	Return Reference	Explanation
DECISION OF GOVERNING BODY	PART VI, LINE 7B	AS AN AFFILIATE AND SUBSIDIARY OF MEDSTAR HEALTH, INC , A TAX-EXEMPT MARYLAND NON-STOCK CORPORATION, THE BY LAWS OF THE ORGANIZATION ARE SUBJECT TO CERTAIN RESERVED POWERS, WHICH PROVIDE THAT THE SOLE MEMBER OF THE ORGANIZATION MUST APPROVE CERTAIN DECISIONS, INCLUDING BUT NOT LIMITED TO MATTERS CONCERNING THE SALE OR PURCHASE OF REAL OR PERSONAL PROPERTY, CAPITAL BUDGETS, STRATEGIC PLANNING, INVESTMENTS, AND CORPORATE GOVERNANCE

Identifier	Return Reference	Explanation
PROCESS FOR REVIEWING FORM 990	PART VI, LINE 11	THE PROCESS FOR REVIEWING THE FORM 990 INCLUDED EDUCATION AND TRANSPARENCY SENIOR FINANCIAL EXECUTIVES, WORKING WITH INDEPENDENT OUTSIDE EXPERTS, THOROUGHLY REVIEWED FORM 990 AND ACCOMPANYING INSTRUCTIONS IN ADDITION, SENIOR EXECUTIVES REVIEWED THE RELEVANT SECTIONS OF THE FORM 990 WITH THE FOLLOWING COMMITTEES OF THE ORGANIZATION'S GOVERNING BODY FINANCE, AUDIT, GOVERNANCE, STRATEGIC PLANNING, AND EXECUTIVE COMPENSATION FOLLOWING THESE MEETINGS, THE GOVERNING BODY WAS PROVIDED A COPY OF THE FORM 990 IN ITS FINAL FORM AND GIVEN AN OPPORTUNITY TO PROVIDE ANY INPUT OR COMMENTS RELATING TO THE FORM 990 PRIOR TO ITS FILING

Identifier	Return Reference	Explanation
CONFLICT OF INTEREST POLICY	PART VI, LINE 12C	<p>APPOINTMENT OF BOARDS OF DIRECTORS MEDSTAR HEALTH (AND ITS SUBSIDIARIES) REQUIRE ALL NOMINATED DIRECTORS, PRIOR TO THEIR APPOINTMENT OR ELECTION, TO DISCLOSE THE EXISTENCE OF (OR POTENTIAL EXISTENCE OF) ANY TRANSACTION WITH MEDSTAR THAT WOULD RESULT IN A CONFLICT OF INTEREST SUCH DISCLOSURES (IF ANY) ARE REVIEWED BY THE GOVERNANCE COMMITTEE OF THE MEDSTAR HEALTH BOARD OF DIRECTORS WHICH DETERMINES HOW THE MATTER SHOULD BE RESOLVED ANNUAL DISCLOSURES - ALL OFFICERS, DIRECTORS, AND SENIOR MANAGERS ALL OFFICERS, DIRECTORS AND SENIOR MANAGERS ARE REQUIRED, NOT LESS THAN ANNUALLY, TO COMPLETE A SURVEY OF QUESTIONS CONCERNING ANY TRANSACTIONS OR RELATIONSHIPS WHICH WOULD OR COULD REPRESENT A CONFLICT OF INTEREST SUCH DISCLOSURES (IF ANY) RELATED TO DIRECTORS ARE REVIEWED BY THE GOVERNANCE COMMITTEE OF THE MEDSTAR HEALTH BOARD OF DIRECTORS WHICH DETERMINES HOW THE MATTER SHOULD BE RESOLVED SUCH DISCLOSURES (IF ANY) RELATED TO OFFICERS AND SENIOR MANAGERS ARE REVIEWED BY AN APPROPRIATE EXECUTIVE WHO DETERMINES HOW THE MATTER SHOULD BE RESOLVED IN ADDITION, OFFICERS AND DIRECTORS OF MARYLAND HOSPITALS AND NURSING CENTERS ARE REQUIRED TO ANNUALLY DISCLOSE ADDITIONAL INFORMATION RELATING TO POTENTIAL CONFLICTS OF INTEREST AND SUCH DISCLOSURES ARE REPORTED TO THE MARYLAND HEALTH SERVICES COST REVIEW COMMISSION (HSCRC)</p>

Identifier	Return Reference	Explanation
EXECUTIVE COMPENSATION PROCESS	PART VI, LINE 15	<p>THE EXECUTIVE COMPENSATION COMMITTEE OF THE BOARD OF DIRECTORS OF MEDSTAR HEALTH, INC (THE "COMMITTEE") HAS OVERSIGHT OVER THE EXECUTIVE COMPENSATION PROGRAM (THE "PROGRAM") OF MEDSTAR HEALTH, INC AND ITS AFFILIATES. TOTAL COMPENSATION FOR THE TOP MANAGEMENT OFFICIALS, OFFICERS AND KEY EMPLOYEES OF MEDSTAR HEALTH, INC AND ITS AFFILIATES ARE REVIEWED AND APPROVED BY THE COMMITTEE WITH ASSISTANCE AND GUIDANCE FROM AN INDEPENDENT THIRD PARTY ADVISOR. THE MEMBERS OF THE COMMITTEE ARE INDEPENDENT FROM ALL OF THE PARTICIPANTS IN THE PROGRAM. THE MAIN OBJECTIVE OF THE PROGRAM IS TO PROVIDE MARKET COMPETITIVE TOTAL COMPENSATION THAT IS INTERNALLY EQUITABLE AND HAS A STRONG PAY-FOR-PERFORMANCE LINKAGE. PERFORMANCE IS EVALUATED AT THE SYSTEM, OPERATING UNIT, AND INDIVIDUAL LEVELS. THE OVERALL TOTAL COMPENSATION PHILOSOPHY IS MANAGED AT THE 75TH PERCENTILE OF THE COMPETITIVE MARKET FOR COMPARABLE SIZE (NET REVENUE) AND TYPE ("TAX-EXEMPT HEALTHCARE ORGANIZATIONS") WHERE APPROPRIATE, ADDITIONAL INDUSTRY DATA IS CONSIDERED (GENERAL BUSINESS AND/OR TAXABLE HEALTHCARE) FOR SELECTED POSITIONS THAT CAN BE RECRUITED FROM OR POTENTIALLY LOST TO THESE INDUSTRIES (E.G., INFORMATION TECHNOLOGY, FINANCE, ETC.). THE COMMITTEE HAS ENGAGED ERNST & YOUNG LLP ("E&Y") TO SERVE AS AN ADVISOR ON THE REASONABLENESS AND COMPETITIVENESS OF THE PROGRAM. IN DETERMINING REASONABLENESS AND COMPETITIVENESS, E&Y REVIEWS MARKET PRACTICES AND TRENDS, AND MAKES RECOMMENDATIONS RELATED TO THE PROGRAM. E&Y UTILIZES INFORMATION FROM CUSTOM SURVEYS, NATIONAL COMPENSATION SURVEYS, PROPRIETARY DATABASES, AND CLIENT EXPERIENCES TO DETERMINE ITS FINAL RECOMMENDATIONS. E&Y PRESENTS THEIR FINDINGS AND RECOMMENDATIONS TO THE COMMITTEE. THE COMMITTEE MAKES THE FINAL DECISIONS ON ALL OF THE COMPENSATION DETERMINATIONS OF THE PROGRAM. ALL DECISIONS MADE BY THE COMMITTEE ARE CONTEMPORANEOUSLY DOCUMENTED.</p>

Identifier	Return Reference	Explanation
FINANCIAL STATEMENT AVAILABILITY	PART VI, LINE 19	MEDSTAR HEALTH POSTS ITS ANNUAL FINANCIAL AUDIT AND QUARTERLY FINANCIAL REPORTS TO THE ELECTRONIC MUNICIPAL MARKET ACCESS (EMMA) SYSTEM THE ORGANIZATION ALSO E-MAILS ITS ANNUAL AND QUARTERLY DISCLOSURES TO HOLDERS OF THE COMPANY'S PUBLICLY TRADED DEBT THE COMPANY'S GOVERNANCE DOCUMENTS AND CONFLICTS OF INTEREST POLICIES ARE AVAILABLE UPON REQUEST THROUGH ITS CORPORATE (OR AS APPLICABLE ENTITY) PUBLIC INFORMATION OFFICES

Identifier	Return Reference	Explanation
OTHER CHANGES IN NET ASSETS	PART XI, LINE 5	EQUITY TRANSFERS - NET ASSETS (\$22,830,889) UNREALIZED LOSS ON INVESTMENTS (\$1,872,280) INV EXP-INCLUDED IN INTER (\$191,992) ROUNDING 7 ===== TOTAL LINE 5 (\$24,895,154)

Identifier	Return Reference	Explanation
FINANCIAL STATEMENTS AND REPORTING	PART XII, LINE 2	WASHINGTON HOSPITAL CENTER CORPORATION IS PART OF THE MEDSTAR HEALTH, INC AUDIT AND SUBJECT TO OVERSIGHT BY THE AUDIT COMMITTEE OF THE MEDSTAR BOARD

Identifier	Return Reference	Explanation
HOURS DEVOTED FOR RELATED ORGANIZATION	FORM 990 PART VII	NAME KENNETH A SAMET TITLE BOARD MEMBER HOURS 40

SCHEDULE R
(Form 990)

Department of the Treasury
Internal Revenue Service

Related Organizations and Unrelated Partnerships

▶ Complete if the organization answered "Yes" to Form 990, Part IV, line 33, 34, 35, 36, or 37.
▶ Attach to Form 990. ▶ See separate instructions.

OMB No 1545-0047

2011

Open to Public Inspection

Name of the organization
Washington Hospital Center Corporation

Employer identification number
52-1272129

Part I

Identification of Disregarded Entities (Complete if the organization answered "Yes" on Form 990, Part IV, line 33.)

(a) Name, address, and EIN of disregarded entity	(b) Primary activity	(c) Legal domicile (state or foreign country)	(d) Total income	(e) End-of-year assets	(f) Direct controlling entity

Part II

Identification of Related Tax-Exempt Organizations (Complete if the organization answered "Yes" on Form 990, Part IV, line 34 because it had one or more related tax-exempt organizations during the tax year.)

(a) Name, address, and EIN of related organization	(b) Primary activity	(c) Legal domicile (state or foreign country)	(d) Exempt Code section	(e) Public charity status (if section 501(c)(3))	(f) Direct controlling entity	(g) Section 512(b)(13) controlled organization	
						Yes	No
See Additional Data Table							

Part III

Identification of Related Organizations Taxable as a Partnership (Complete if the organization answered "Yes" on Form 990, Part IV, line 34 because it had one or more related organizations treated as a partnership during the tax year.)

(a) Name, address, and EIN of related organization	(b) Primary activity	(c) Legal domicile (state or foreign country)	(d) Direct controlling entity	(e) Predominant income (related, unrelated, excluded from tax under sections 512- 514)	(f) Share of total income	(g) Share of end-of- year assets	(h) Disproportionate allocations?		(i) Code V—UBI amount in box 20 of Schedule K-1 (Form 1065)	(j) General or managing partner?		(k) Percentage ownership
							Yes	No		Yes	No	
(1) Surgicenter at Pasadena LLC 5565 Sterrett Place 5th Floor Columbia, MD 21044 52-2009504	Medical Services	MD	NA					No			No	
(2) SJMC-RA LLC 5565 Sterrett Place 5th Floor Columbia, MD 21044 75-3160895	Radiation Therapy	MD	NA					No			No	
(3) Physician Imaging of Washington Hospital 6525 Belcrest Road Suite G 50 Hyattsville, MD 20782 56-2616090	Lab Services	MD	NA	RELATED	-72,966	956,241		No	0		No	51 000 %

Part IV

Identification of Related Organizations Taxable as a Corporation or Trust (Complete if the organization answered "Yes" on Form 990, Part IV, line 34 because it had one or more related organizations treated as a corporation or trust during the tax year.)

(a) Name, address, and EIN of related organization	(b) Primary activity	(c) Legal domicile (state or foreign country)	(d) Direct controlling entity	(e) Type of entity (C corp, S corp, or trust)	(f) Share of total income	(g) Share of end-of-year assets	(h) Percentage ownership
See Additional Data Table							

Part V

Transactions With Related Organizations (Complete if the organization answered "Yes" on Form 990, Part IV, line 34, 35, 35A, or 36.)

Note. Complete line 1 if any entity is listed in Parts II, III or IV

1

During the tax year, did the organization engage in any of the following transactions with one or more related organizations listed in Parts II-IV?

a

Receipt of (i) interest (ii) annuities (iii) royalties (iv) rent from a controlled entity

b

Gift, grant, or capital contribution to related organization(s)

c

Gift, grant, or capital contribution from related organization(s)

d

Loans or loan guarantees to or for related organization(s)

e

Loans or loan guarantees by related organization(s)

f

Sale of assets to related organization(s)

g

Purchase of assets from related organization(s)

h

Exchange of assets with related organization(s)

i

Lease of facilities, equipment, or other assets to related organization(s)

j

Lease of facilities, equipment, or other assets from related organization(s)

k

Performance of services or membership or fundraising solicitations for related organization(s)

l

Performance of services or membership or fundraising solicitations by related organization(s)

m

Sharing of facilities, equipment, mailing lists, or other assets with related organization(s)

n

Sharing of paid employees with related organization(s)

o

Reimbursement paid to related organization(s) for expenses

p

Reimbursement paid by related organization(s) for expenses

q

Other transfer of cash or property to related organization(s)

r

Other transfer of cash or property from related organization(s)

Yes

No

1a

1b

1c

1d

1e

1f

1g

1h

1i

1j

1k

1l

1m

1n

1o

1p

1q

1r

No

No

No

No

No

No

No

No

No

No

No

No

No

No

Yes

Yes

No

No

2 If the answer to any of the above is "Yes," see the instructions for information on who must complete this line, including covered relationships and transaction thresholds

(a) Name of other organization	(b) Transaction type(a-r)	(c) Amount involved	(d) Method of determining amount involved
(1)			
(2)			
(3)			
(4)			
(5)			
(6)			

Schedule R (Form 990) 2011

Provide the following information for each entity taxed as a partnership through which the organization conducted more than five percent of its activities (measured by total assets or gross revenue) that was not a related organization. See instructions regarding exclusion for certain investment partnerships.

[illegible]

Part VII

Supplemental Information

Complete this part to provide additional information for responses to questions on Schedule R (see instructions)

Identifier	Return Reference	Explanation	
------------	------------------	-------------	--

Software ID:

Software Version:

EIN: 52-1272129

Name: Washington Hospital Center Corporation

Form 990, Schedule R, Part II - Identification of Related Tax-Exempt Organizations

(a) Name, address, and EIN of related organization	(b) Primary Activity	(c) Legal Domicile (State or Foreign Country)	(d) Exempt Code section	(e) Public charity status (if 501(c)(3))	(f) Direct Controlling Entity	(g) Section 512 (b)(13) controlled organization	
CHURCH HOME CORPORATION 5565 STERRETT PLACE 5TH FLOOR COLUMBIA, MD 21044 23-7374724	MEDICAL FUND	MD	501(c)(3)	PF	NA	Yes	
FRANKLIN SQUARE HOSPITAL CENTER INC 9000 FRANKLIN SQUARE DRIVE BALTIMORE, MD 21237 52-0608007	HOSPITAL	MD	501(c)(3)	3	NA	Yes	
HARBOR HOSPITAL INC 3001 SOUTH HANOVER STREET BALTIMORE, MD 21225 52-0491660	HOSPITAL	MD	501(c)(3)	3	NA	Yes	
MEDSTAR HEALTH INC 5565 STERRETT PLACE 5TH FLOOR COLUMBIA, MD 21044 52-2087445	MEDICAL SVCS	MD	501(c)(3)	11b II	NA		No
MONTGOMERY GENERAL HOSPITAL 18101 PRINCE PHILIP DRIVE OLNEY, MD 20832 52-0646893	HOSPITAL	MD	501(c)(3)	3	NA	Yes	
THE GOOD SAMARITAN HOSPITAL OF MARYLAND 5601 LOCH RAVEN BLVD BALTIMORE, MD 21239 52-0591607	HOSPITAL	MD	501(c)(3)	3	NA	Yes	
THE UNION MEMORIAL HOSPITAL 201 EAST UNIVERSITY PARKWAY BALTIMORE, MD 21218 52-0591685	HOSPITAL	MD	501(c)(3)	3	NA	Yes	
MEDSTAR HEALTH RESEARCH INSTITUTE 108 IRVING STREET NW WASHINGTON, DC 20010 52-6056274	HOSPITAL	DC	501(c)(3)	3	NA	Yes	
THE MEDSTAR-GEORGETOWN MEDICAL CENTER I HOPSITAL ADMIN 1 MAIN BLDG WASHINGTON, DC 20007 52-2218584	HOSPITAL	DC	501(c)(3)	3	NA	Yes	
HH MEDSTAR HEALTH INC 5565 STERRETT PLACE 5TH FLOOR COLUMBIA, MD 21044 52-1542230	MEDICAL SVCS	MD	501(c)(3)	11b II	NA	Yes	
BAY DEVELOPMENT CORP 5565 STERRETT PLACE 5TH FLOOR COLUMBIA, MD 21044 52-1132992	FOUNDATION	MD	501(c)(3)	11a I	NA	Yes	
BAY LIFE SERVICES INC 5565 STERRETT PLACE 5TH FLOOR COLUMBIA, MD 21044 52-1496539	MENTAL HEALTH	MD	501(c)(3)	9	NA	Yes	
MEDSTAR SURGERY CENTER INC 4061 POWDERMILL ROAD SUITE 210 CALVERTON, MD 20705 52-1061679	MEDICAL SVCS	MD	501(c)(3)	9	NA	Yes	
CHURCH HOME AND HOSPITAL OF THE CITY OF 5565 STERRETT PLACE 5TH FLOOR COLUMBIA, MD 21044 52-0591600	HOSPITAL	MD	501(c)(3)	3	NA	Yes	
FRANKLIN SQUARE HOSPITAL CENTER FOUNDATI 9000 FRANKLIN SQUARE DRIVE BALTIMORE, MD 21237 52-2329546	FOUNDATION	MD	501(c)(3)	11a I	NA	Yes	
GOOD SAMARITAN HOSPITAL FOUNDATION INC 5601 LOCH RAVEN BLVD BALTIMORE, MD 21239 52-2307122	FOUNDATION	MD	501(c)(3)	11a I	NA	Yes	
GOOD SAMARITAN NURSING CENTER INC 5601 LOCH RAVEN BLVD BALTIMORE, MD 21239 52-1672866	MEDICAL SVCS	MD	501(c)(3)	9	NA	Yes	
GS HOUSING INC 5601 LOCH RAVEN BLVD BALTIMORE, MD 21239 52-1481656	ELDER HOUSING	MD	501(c)(3)	9	NA	Yes	
GS PROPERTIES INC 5601 LOCH RAVEN BLVD BALTIMORE, MD 21239 52-1429853	ADMIN SVCS	MD	501(c)(3)	11a I	NA	Yes	
HARBOR HOSPITAL FOUNDATION INC 3001 SOUTH HANOVER STREET BALTIMORE, MD 21225 52-1284532	FOUNDATION	MD	501(c)(3)	11a I	NA	Yes	

Form 990, Schedule R, Part II - Identification of Related Tax-Exempt Organizations

(a) Name, address, and EIN of related organization	(b) Primary Activity	(c) Legal Domicile (State or Foreign Country)	(d) Exempt Code section	(e) Public charity status (if 501(c)(3))	(f) Direct Controlling Entity	(g) Section 512 (b)(13) controlled organization	
MEDSTAR HEALTH INFUSION INC 4061 POWDERMILL ROAD SUITE 210 CALVERTON, MD 20705 52-1980510	MEDICAL SVCS	MD	501(c)(3)	9	NA	Yes	
MEDSTAR HEALTH VISITING NURSES ASSOCIATI 4061 POWDERMILL ROAD CALVERTON, MD 20705 53-0196597	MEDICAL SVCS	MD	501(c)(3)	9	NA	Yes	
MEDSTAR VNA HEALTHCARE 4061 POWDERMILL ROAD SUITE 210 CALVERTON, MD 20705 52-1458516	MEDICAL SVCS	MD	501(c)(3)	9	NA	Yes	
MGH COMMUNITY HEALTH INC 18101 PRINCE PHILIP DRIVE OLNEY, MD 20832 52-1372467	MEDICAL SVCS	MD	501(c)(3)	9	NA	Yes	
MGH HEALTH FOUNDATION INC 18101 PRINCE PHILIP DRIVE OLNEY, MD 20832 52-1129959	FOUNDATION	MD	501(c)(3)	7	NA	Yes	
MGH HEALTH SERVICES INC 18101 PRINCE PHILIP DRIVE OLNEY, MD 20832 52-1366812	FOUNDATION	MD	501(c)(3)	11a I	NA	Yes	
MGH WOMEN'S BOARD 18101 PRINCE PHILIP DRIVE OLNEY, MD 20832 52-6039600	FOUNDATION	MD	501(c)(3)	11a I	NA	Yes	
NATIONAL REHABILITATION HOSPITAL 102 IRVING STREET NW WASHINGTON, DC 20010 52-1369749	HOSPITAL	DC	501(c)(3)	3	NA	Yes	
REGIONAL REHAB AT OLNEY INC 18101 PRINCE PHILIP DRIVE OLNEY, MD 20832 52-2310902	MEDICAL SVCS	MD	501(c)(3)	3	NA	Yes	
SUBURBAN NRH MEDICAL REHABILITATION I 102 IRVING STREET NW WASHINGTON, DC 20010 52-1931151	MEDICAL SVCS	DC	501(c)(3)	3	NA	Yes	
THE THOMAS O'NEIL CATHOLIC HEALTH CARE F 5601 LOCH RAVEN BLVD BALTIMORE, MD 21239 52-1104382	FOUNDATION	MD	501(c)(3)	11a I	NA	Yes	
UNION MEMORIAL HOSPITAL FOUNDATION INC 201 EAST UNIVERSITY PARKWAY BALTIMORE, MD 21218 52-1446828	FOUNDATION	MD	501(c)(3)	11a I	NA	Yes	
VNA INC 4061 POWDERMILL ROAD SUITE 210 CALVERTON, MD 20705 52-1332411	ADMIN SVCS	MD	501(c)(3)	11a I	NA	Yes	
WHC FOUNDATION INC 110 IRVING STREET NW WASHINGTON, DC 20010 52-1791670	FOUNDATION	DC	501(c)(3)	11a I	NA	Yes	
WOODBOURNE WOODS INC 5601 LOCH RAVEN BLVD BALTIMORE, MD 21239 52-2299070	ELDER HOUSING	MD	501(c)(3)	9	NA	Yes	
HOSPICE OF ST MARY'S INC PO BOX 527 LEONARDTOWN, MD 20650 52-2153926	SUPPORT ORG	MD	501(c)(3)	11b II	NA	Yes	
ST MARY'S HOSPITAL OF ST MARY'S COUNTY 25500 POINT LOOKOUT ROAD LEONARDTOWN, MD 20650 52-0619006	HOSPITAL	MD	501(c)(3)	3	NA	Yes	
ST MARY'S HOSPITAL FOUNDATION INC PO BOX 527 LEONARDTOWN, MD 20650 52-1051368	SUPPORT ORG	MD	501(c)(3)	11d III	NA	Yes	

Form 990, Schedule R, Part IV - Identification of Related Organizations Taxable as a Corporation or Trust

(a) Name, address, and EIN of related organization	(b) Primary activity	(c) Legal Domicile (State or Foreign Country)	(d) Direct Controlling Entity	(e) Type of entity (C corp, S corp, or trust)	(f) Share of total income (\$)	(g) Share of end-of-year assets (\$)	(h) Percentage ownership
MedStar Pharmacies Inc 5565 Sterrett Place 5th Floor Columbia, MD 21044 52-1513056	Drug Sales	MD	NA	C Corp			
ExtenCare Inc 5565 Sterrett Place 5th Floor Columbia, MD 21044 52-1556228	Medical Services	MD	NA	C Corp			
Helix Resources Management Inc 5565 Sterrett Place 5th Floor Columbia, MD 21044 52-1913070	Admin Services	MD	NA	C Corp			
HelixCare Medical Group LLC 5565 Sterrett Place 5th Floor Columbia, MD 21044 52-1955580	Medical Services	MD	NA	C Corp			
HelixCare Properties LLC 5565 Sterrett Place 5th Floor Columbia, MD 21044 52-1966695	Medical Services	MD	NA	C Corp			
Parkway Ventures Inc 5565 Sterrett Place 5th Floor Columbia, MD 21044 52-1893569	Holding Company	MD	NA	C Corp			
Physicians Administrative Services Inc 5565 Sterrett Place 5th Floor Columbia, MD 21044 23-7042074	Billing Services	MD	NA	C Corp			
MedStar Family Choice Inc 5565 Sterrett Place 5th Floor Columbia, MD 21044 52-1995521	Managed Care	MD	NA	C Corp			
Medstar Enterprises Inc 4061 Powdermill Road Suite 210 Calverton, MD 20705 52-2139841	Admin Services	MD	NA	C Corp	618,560	277,652	100 000 %
Nascott Inc 4061 Powdermill Road Suite 210 Calverton, MD 20705 52-1693808	Medical Services	MD	NA	C Corp	8,421,845	2,171,645	100 000 %
Star Billing Inc 4061 Powdermill Road Suite 210 Calverton, MD 20705 52-1850113	Billing Services	MD	NA	C Corp	616,343	1,535	100 000 %
Washington Risk Network Management Inc 4061 Powdermill Road Suite 210 Calverton, MD 20705 52-2132677	Medical Services	MD	NA	C Corp	87,631	20,546	100 000 %
Washington Hospital Center Physician Hos 100 Irving Street NW Washington, DC 20010 52-1931000	Medical Services	MD	NA	C Corp			
Medstar Physician Partners Inc 4061 Powdermill Road Suite 210 Calverton, MD 20705 52-2030809	Medical Services	MD	NA	C Corp	17,937,283	4,101,245	100 000 %
NRH Ambulatory Services Inc 102 Irving Street NW Washington, DC 20010 52-1930165	Rehab Services	MD	NA	C Corp			
Franklin Square Drive Land Condo Associa 5565 Sterrett Place 5th Floor Columbia, MD 21044 76-0756352	Condo Owner Assoc	MD	NA	C Corp			
MGH Diversified Services Inc 18101 Prince Philip Drive Olney, MD 20832 52-1943602	Medical Services	MD	NA	C Corp			
St Mary's Health Alliance Inc 25500 Point Lookout Road Leonardtown, MD 20650 52-1930331	Medical Services	MD	NA	C Corp			
Greenspring Financial Insurance Limited 23 LIME TREE BAY AVENUE PO BOX 1051 KY1-1102, GRAND CAYMAN CJ 98-0188617	Insurance	CJ	NA	C Corp			

Additional Data

Software ID:

Software Version:

EIN: 52-1272129

Name: Washington Hospital Center Corporation

Form 990, Part VII - Compensation of Officers, Directors, Trustees, Key Employees, Highest Compensated Employees, and Independent Contractors

(A) Name and Title	(B) Average hours per week	(C) Position (check all that apply)						(D) Reportable compensation from the organization (W-2/1099-MISC)	(E) Reportable compensation from related organizations (W-2/1099-MISC)	(F) Estimated amount of other compensation from the organization and related organizations
		Individual trustee or director	Institutional Trustee	Officer	Key employee	Highest compensated employee	Former			
JAMES D MURPHY JR BOARD MEMBER	1 0	X						0	0	0
MICHAEL C PISTOLE MD BOARD MEMBER	1 0	X						85,227	0	0
KENNETH A SAMET BOARD MEMBER	1 0	X						0	6,126,151	183,379
JOHN SULLIVAN BOARD MEMBER/PRESIDENT	40 0	X		X				959,769	0	12,967
LISA M BOYLE MD FACS BOARD MEMBER	1 0	X						550,773	0	20,670
CARMELLA A COLE MD BOARD MEMBER	40 0	X		X				271,856	0	17,614
NEAL M KURZROK MD BOARD MEMBER	1 0	X						0	0	0
BENJAMIN I LEE MD BOARD MEMBER	1 0	X						0	0	0
ROBERT C LOWERY JR MD BOARD MEMBER	1 0	X						184,255	0	5,859
ELIZABETH ROSS MD BOARD MEMBER	1 0	X						0	0	0
ARTHUR ST ANDRE MD BOARD MEMBER	40 0	X		X				408,346	0	27,596
SANDRA M SWAIN MD BOARD MEMBER	40 0	X		X				504,544	0	1,146
DENNIS R WRAASE BOARD MEMBER	1 0	X						0	0	0
ROBIN B MARTIN BOARD MEMBER	1 0	X						0	0	0
DAVID S BENDER BOARD MEMBER	1 0	X						0	0	0
THERESA M DUPART BOARD MEMBER	1 0	X						0	0	0
N WILLIAM JARVIS BOARD MEMBER	1 0	X						0	0	0
CAROL R JOYNT BOARD MEMBER	1 0	X						0	0	0
ERIC W PRICE TREASURER	1 0	X						0	0	0
JOHN A SARGENT BOARD MEMBER	1 0	X						0	0	0
THE HONORABLE CHARLES A BOWSHER BOARD MEMBER	1 0	X						0	0	0
PATRICIA A MCGUIRE BOARD MEMBER	1 0	X						0	0	0
RICHARD A WEISS BOARD MEMBER	1 0	X						0	0	0
JANIS ORLOWSKI MD SR VICE PRES-MEDICAL AFFAIRS	40 0			X				621,351	0	31,519
LINDA TAYLOR SECRETARY	40 0			X				98,595	0	9,427

Form 990, Part VII - Compensation of Officers, Directors, Trustees, Key Employees, Highest Compensated Employees, and Independent Contractors

(A) Name and Title	(B) Average hours per week	(C) Position (check all that apply)						(D) Reportable compensation from the organization (W-2/1099-MISC)	(E) Reportable compensation from related organizations (W-2/1099-MISC)	(F) Estimated amount of other compensation from the organization and related organizations
		Individual trustee or director	Institutional Trustee	Officer	Key employee	Highest compensated employee	Former			
DAN MACKSOOD SR VICE PRES AND CFO	400			X				270,289	0	13,376
CATHERINE MONGE SR VICE PRES - OPERATIONS	400				X			332,998	0	17,734
AMMAR BAFI CHAIR	400					X		692,219	0	2,731
STEVEN BOYCE PHYSICIAN	400					X		761,868	0	5,703
JOHN RICOTTA MD CHAIR	400					X		924,542	0	1,685
JAMES TOZZI SECTION DIRECTOR	400					X		750,835	0	13,379
MARK SMITH PHYSICIAN	400					X		698,780	0	27,885



MEDSTAR HEALTH, INC.

Consolidated Financial Statements

June 30, 2012 and 2011

(With Independent Auditors' Report Thereon)

MEDSTAR HEALTH, INC.

Table of Contents

	Page
Independent Auditors' Report	1
Consolidated Financial Statements	
Consolidated Balance Sheets	2
Consolidated Statements of Operations and Changes in Net Assets	4
Consolidated Statements of Cash Flows	6
Notes to Consolidated Financial Statements	7



KPMG LLP
1 East Pratt Street
Baltimore, MD 21202-1128

Independent Auditors' Report

The Board of Directors
MedStar Health, Inc

We have audited the accompanying consolidated balance sheets of MedStar Health, Inc (the Corporation) as of June 30, 2012 and 2011 and the related consolidated statements of operations and changes in net assets, and cash flows for the years then ended. These consolidated financial statements are the responsibility of the Corporation's management. Our responsibility is to express an opinion on these consolidated financial statements based on our audits.

We conducted our audits in accordance with auditing standards generally accepted in the United States of America. Those standards require that we plan and perform the audit to obtain reasonable assurance about whether the financial statements are free of material misstatement. An audit includes consideration of internal control over financial reporting as a basis for designing audit procedures that are appropriate in the circumstances, but not for the purpose of expressing an opinion on the effectiveness of the Corporation's internal control over financial reporting. Accordingly, we express no such opinion. An audit also includes examining, on a test basis, evidence supporting the amounts and disclosures in the financial statements, assessing the accounting principles used and significant estimates made by management, as well as evaluating the overall financial statement presentation. We believe that our audits provide a reasonable basis for our opinion.

In our opinion, the consolidated financial statements referred to above present fairly, in all material respects, the financial position of MedStar Health, Inc. as of June 30, 2012 and 2011, and the results of its operations and its cash flows for the years then ended in conformity with U.S. generally accepted accounting principles.

KPMG LLP

October 10, 2012

MEDSTAR HEALTH, INC.

Consolidated Balance Sheets

June 30, 2012 and 2011

(Dollars in millions)

Assets	2012	2011
Current assets		
Cash and cash equivalents	\$ 568.6	498.6
Investments	19.0	18.0
Assets whose use is limited or restricted	63.4	36.7
Receivables		
From patient services (less allowances for uncollectible accounts of \$189.7 in 2012 and \$238.6 in 2011)	540.7	515.5
Other	49.1	58.7
	589.8	574.2
Inventories	48.5	47.2
Prepays and other current assets	30.5	41.8
Total current assets	1,319.8	1,216.5
Investments	612.3	603.8
Assets whose use is limited or restricted	376.1	390.4
Property and equipment, net	1,037.6	1,031.8
Interest in net assets of foundation	48.5	49.2
Other assets	150.5	135.1
Total assets	\$ 3,544.8	3,426.8

MEDSTAR HEALTH, INC.

Consolidated Balance Sheets

June 30, 2012 and 2011

(Dollars in millions)

Liabilities and Net Assets	2012	2011
Current liabilities		
Accounts payable and accrued expenses	\$ 323 5	282 0
Accrued salaries, benefits, and payroll taxes	253 3	233 6
Amounts due to third-party payors, net	61 1	45 4
Current portion of long-term debt	18 5	37 0
Current portion of self insurance liabilities	79 5	58 0
Other current liabilities	100 8	94 2
Total current liabilities	836 7	750 2
Long-term debt, net of current portion	1,010 1	1,007 5
Self insurance liabilities, net of current portion	228 2	196 6
Pension liabilities	470 3	307 9
Other long-term liabilities, net of current portion	146 0	129 3
Total liabilities	2,691 3	2,391 5
Net assets		
Unrestricted net assets		
MedStar Health, Inc	726 9	904 4
Noncontrolling interests	8 7	7 8
Total unrestricted net assets	735 6	912 2
Temporarily restricted	80 5	85 4
Permanently restricted	37 4	37 7
Total net assets	853 5	1,035 3
Total liabilities and net assets	\$ 3,544 8	3,426 8

See accompanying notes to consolidated financial statements

MEDSTAR HEALTH, INC.

Consolidated Statements of Operations and Changes in Net Assets

Years ended June 30, 2012 and 2011

(Dollars in millions)

	<u>2012</u>	<u>2011</u>
Operating revenues		
Net patient service revenue		
Hospital inpatient services	\$ 2,145.2	2,157.6
Hospital outpatient services	1,343.3	1,227.6
Physician services	257.2	205.7
Other patient service revenue	<u>123.9</u>	<u>119.6</u>
Total net patient service revenue	3,869.6	3,710.5
Premium revenue	116.3	118.7
Other operating revenue	<u>190.0</u>	<u>188.0</u>
Net operating revenues	<u>4,175.9</u>	<u>4,017.2</u>
Operating expenses		
Personnel	2,152.0	2,057.1
Supplies	629.7	633.4
Purchased services	514.4	499.1
Other operating	384.3	356.7
Provision for bad debts	191.3	190.7
Interest expense	45.4	44.2
Depreciation and amortization	<u>156.5</u>	<u>153.0</u>
Total operating expenses	<u>4,073.6</u>	<u>3,934.2</u>
Earnings from operations	<u>102.3</u>	<u>83.0</u>
Nonoperating gains (losses)		
Investment income	14.6	20.3
Net realized (losses) gains on investments	(9.7)	9.1
Unrealized (loss) gain on derivative instruments	(7.8)	2.7
Unrealized (losses) gains on trading investments	(13.1)	66.5
Equity interest in alternative investments	(15.4)	31.1
Income tax benefit	3.6	0.5
Other nonoperating losses	<u>(4.6)</u>	<u>(1.0)</u>
Total nonoperating (losses) gains	<u>(32.4)</u>	<u>129.2</u>
Excess of revenue over expenses	<u>\$ 69.9</u>	<u>212.2</u>

MEDSTAR HEALTH, INC.

Consolidated Statements of Operations and Changes in Net Assets

Years ended June 30, 2012 and 2011

(Dollars in millions)

	<u>2012</u>	<u>2011</u>
Unrestricted net assets		
Excess of revenue over expenses	\$ 69.9	212.2
Change in funded status of defined benefit plans	(250.8)	47.4
Distributions to noncontrolling interests	(3.3)	(5.7)
Net assets released from restrictions used for purchase of property and equipment	<u>7.6</u>	<u>5.0</u>
(Decrease) increase in unrestricted net assets	<u>(176.6)</u>	<u>258.9</u>
Temporarily restricted net assets		
Contributions	10.8	11.3
Realized net gains on restricted investments	2.2	7.2
Change in unrealized (losses) gains on restricted investments	(2.6)	5.3
Net assets released from restrictions	<u>(15.3)</u>	<u>(12.4)</u>
(Decrease) increase in temporarily restricted net assets	<u>(4.9)</u>	<u>11.4</u>
Permanently restricted net assets		
Contributions and other	(0.3)	0.3
Realized net gains on marketable restricted investments	0.1	0.1
Change in unrealized (losses) gains on restricted investments	<u>(0.1)</u>	<u>0.3</u>
(Decrease) increase in permanently restricted net assets	<u>(0.3)</u>	<u>0.7</u>
(Decrease) increase in net assets	<u>(181.8)</u>	<u>271.0</u>
Net assets, beginning of year	<u>1,035.3</u>	<u>764.3</u>
Net assets, end of year	<u><u>\$ 853.5</u></u>	<u><u>1,035.3</u></u>

See accompanying notes to consolidated financial statements

MEDSTAR HEALTH, INC.

Consolidated Statements of Cash Flows

Years ended June 30, 2012 and 2011

(Dollars in millions)

	<u>2012</u>	<u>2011</u>
Cash flows from operating activities		
Change in net assets	\$ (181.8)	271.0
Adjustments to reconcile change in net assets to net cash provided by operating activities		
Depreciation and amortization	156.5	153.0
Amortization of bond financing costs, premiums and discounts	0.1	0.4
Loss on sale of property and equipment	0.1	0.3
Change in funded status of defined benefit plans	250.8	(47.4)
Realized net losses (gains) on marketable investments	7.4	(16.4)
Change in unrealized losses (gains) of marketable investments	15.8	(72.1)
Change in value of equity interest in alternative investments	15.4	(31.1)
Unrealized loss (gain) on derivative instrument	7.8	(2.7)
Net settlement payment on derivative instrument	4.1	4.2
Loss on extinguishment of debt	2.7	—
Distributions to noncontrolling interests	3.3	5.7
Deferred income tax benefit	(4.3)	(1.4)
Provision for bad debts	191.3	190.7
Temporarily and permanently restricted contributions	(10.5)	(11.6)
Changes in operating assets and liabilities		
Receivables	(206.9)	(262.2)
Inventories and other assets	0.5	(3.6)
Accounts payable and accrued expenses	59.7	30.3
Amounts due to third-party payors	15.7	3.4
Other liabilities	(19.0)	(23.3)
Net cash provided by operations	<u>308.7</u>	<u>187.2</u>
Cash flows from investing activities		
Purchases of investments and assets whose use is limited or restricted, net	(59.7)	(12.6)
Net settlement payment on derivative instrument	(4.1)	(4.2)
Purchases of property and equipment and other	(164.8)	(170.2)
Net cash used in investing activities	<u>(228.6)</u>	<u>(187.0)</u>
Cash flows from financing activities		
Proceeds from long-term borrowings	136.6	—
Repayment of long-term borrowings	(152.5)	(17.1)
Payment of deferred issuance costs	(1.4)	—
Temporarily and permanently restricted contributions and other	10.5	11.6
Distributions to noncontrolling interests	(3.3)	(5.7)
Net cash used in financing activities	<u>(10.1)</u>	<u>(11.2)</u>
Increase (decrease) in cash and cash equivalents	70.0	(11.0)
Cash and cash equivalents at beginning of year	498.6	509.6
Cash and cash equivalents at end of year	<u>\$ 568.6</u>	<u>498.6</u>
Supplemental disclosure of cash flow information		
Interest paid	\$ 44.8	45.5
Noncash investing and financing activities		
Accounts payable for fixed asset purchases	\$ 5.7	5.4

See accompanying notes to consolidated financial statements

MEDSTAR HEALTH, INC.

Notes to Consolidated Financial Statements

June 30, 2012 and 2011

(Dollars in millions)

(1) Description of Organization and Summary of Significant Accounting Policies

(a) Organization

MedStar Health, Inc. (the Corporation) is a tax-exempt, Maryland membership corporation which, through its controlled entities and other affiliates, provides and manages healthcare services in the region encompassing Maryland, Washington D C and Northern Virginia. The Corporation became operational on June 30, 1998 by the transfer of the membership interests of Helix Health, Inc. (Helix – a not-for-profit Maryland Corporation) and Medlantic Healthcare Group, Inc. (Medlantic – a not-for-profit Delaware Corporation) in exchange for the guarantee of the debt of both Helix and Medlantic by the Corporation. The trade names of the principal tax-exempt and taxable entities of the Corporation are

Tax-Exempt

- Bay Development Corporation
- Church Home and Hospital of the City of Baltimore, Inc.
- MedStar Franklin Square Medical Center
- MedStar Harbor Hospital
- HH MedStar Health, Inc.
- MedStar Georgetown University Hospital
- MedStar Health Research Institute
- MedStar Health Visiting Nurse Association
- MedStar Surgery Center, Inc.
- MedStar Montgomery Medical Center
- MedStar National Rehabilitation Network
- MedStar Good Samaritan Hospital
- MedStar Union Memorial Hospital
- MedStar St. Mary's Hospital
- MedStar Washington Hospital Center

Taxable

- Greenspring Financial Insurance, LTD
- MedStar Enterprises, Inc. and Subsidiaries
- MedStar Physician Partners, Inc.
- Parkway Ventures, Inc. and Subsidiaries

MEDSTAR HEALTH, INC.

Notes to Consolidated Financial Statements

June 30, 2012 and 2011

(Dollars in millions)

(b) *Basis of Presentation*

The consolidated financial statements are prepared on the accrual basis of accounting in accordance with U S generally accepted accounting principles. All majority owned and direct member entities are consolidated. All entities where the Corporation exercises significant influence but for which it does not have control are accounted for under the equity method. All other entities are accounted for under the cost method. All significant intercompany accounts and transactions have been eliminated.

(c) *Use of Estimates*

The preparation of financial statements in conformity with U S generally accepted accounting principles requires management to make estimates and assumptions that affect the reported amounts of assets and liabilities and disclosure of contingent assets and liabilities at the date of the financial statements and the reported amounts of revenues and expenses during the reporting period. Actual results could differ from those estimates.

(d) *Cash Equivalents*

All highly liquid investments with a maturity date of three months or less when purchased are considered to be cash equivalents.

(e) *Investments and Assets whose use is Limited or Restricted*

The Corporation's investment portfolio is considered trading and is classified as current or noncurrent assets based on management's intention as to use. All debt and equity securities are reported at fair value principally based on quoted market prices on the consolidated balance sheets.

The Corporation has investments which under U S generally accepted accounting principles are considered alternative investments, including commingled equity funds totaling \$67.5 and \$95.2 at June 30, 2012 and 2011, respectively, inflation hedging equity, commodity, and fixed income funds totaling \$57.0 and \$64.9 at June 30, 2012 and 2011, respectively, and hedge fund of funds and private equity totaling \$137.0 and \$108.4 at June 30, 2012 and 2011, respectively. These funds utilize various types of debt and equity securities and derivative instruments in their investment strategies. Alternative investments are recorded under the equity method and the change in equity interest is included in nonoperating gains (losses) on the consolidated statements of operations and changes in net assets.

Investments in unconsolidated affiliates are accounted for under the cost or equity method of accounting, as appropriate and are included in other assets in the consolidated balance sheets. The Corporation utilizes the equity method of accounting for its investments in entities over which it exercises significant influence. The Corporation's equity income or loss is recognized in other operating revenue on the consolidated statements of operations and changes in net assets.

Investments limited as to use or restricted include assets held by trustees under bond indenture, self-insurance trust arrangements, assets restricted by donor, and assets designated by the Board of Directors for future capital improvements and other purposes over which it retains control and may, at its discretion, use for other purposes. Amounts from these funds required to meet current liabilities

MEDSTAR HEALTH, INC.

Notes to Consolidated Financial Statements

June 30, 2012 and 2011

(Dollars in millions)

have been classified in the consolidated balance sheets as current assets. Purchases and sales of securities are recorded on a trade-date basis.

Investment income (interest and dividends) including realized gains and losses on investment sales are reported as nonoperating gains or losses in the excess of revenues over expenses in the accompanying consolidated statements of operations and changes in net assets unless the income or loss is restricted by the donor or law. Investment income on funds held in trust for self-insurance purposes is included in other operating revenue. Investment income and net gains (losses) that are restricted by the donor are recorded as a component of changes in temporarily or permanently restricted net assets, in accordance with donor imposed restrictions. Realized gains and losses are determined based on the specific security's original purchase price or adjusted cost if the investment was previously determined to be other-than-temporarily impaired. Unrealized gains and losses are included in nonoperating gains (losses) within the excess of revenue over expenses.

(f) Inventories

Inventories, which primarily consist of medical supplies and pharmaceuticals at many of the operating entities, are stated at the lower of cost or market, with cost being determined primarily under the average cost or first-in, first-out methods.

(g) Property and Equipment

Property and equipment acquisitions are recorded at cost and are depreciated or amortized over the estimated useful lives of the assets. Estimated useful lives range from three to forty years. Amortization of assets held under capital leases are computed using the shorter of the lease term or the estimated useful life of the leased asset and is included in depreciation and amortization expense. Interest cost incurred on borrowed funds during the period of construction of capital assets is capitalized as a component of the cost of acquiring those assets. Interest expense capitalized totaled \$0.2 and \$1.3 for 2012 and 2011, respectively, which was offset by investment earnings of \$0 and \$0.1, respectively. Depreciation is computed on a straight-line basis. Major classes and estimated useful lives of property and equipment are as follows:

Leasehold improvements	Lease term
Buildings and improvements	10 – 40 years
Equipment	3 – 20 years

Gifts of long-lived assets such as land, buildings, or equipment are reported as unrestricted support, and are excluded from the excess of revenues over expenses, unless explicit donor stipulations specify how the donated assets must be used. Gifts of long-lived assets with explicit restrictions that specify how the assets are to be used and gifts of cash or other assets that must be used to acquire long-lived assets are reported as restricted support. Absent explicit donor stipulations about how long those long-lived assets must be maintained, expirations of donor restrictions are reported when the donated or acquired long-lived assets are placed in service.

MEDSTAR HEALTH, INC.

Notes to Consolidated Financial Statements

June 30, 2012 and 2011

(Dollars in millions)

(h) *Interest in Net Assets of Foundation*

The Corporation recognizes its rights to assets held by recipient organizations, which accept cash or other financial assets from a donor and agree to use those assets on behalf of or transfer those assets, the return on investment of those assets, or both, to the Corporation. Changes in the Corporation's economic interests in these financially interrelated organizations are recognized in the consolidated statements of operations and changes in net assets as a component of changes in temporarily restricted net assets.

(i) *Internal-Use Software*

The Corporation capitalizes the direct costs, including internal personnel costs, associated with the implementation of new information systems for internal use. The Corporation capitalized \$6.3 and \$1.1 during the years ended June 30, 2012 and 2011, respectively. Capitalized amounts are amortized over the estimated lives of the software, which is generally three to five years.

(j) *Financing Costs*

Financing costs incurred in issuing bonds have been capitalized and included in other assets. These costs are being amortized over the estimated duration of the related debt using the effective interest method. Accumulated amortization totaled \$4.5 and \$4.6 at June 30, 2012 and 2011, respectively.

(k) *Estimated Professional Liability Costs*

The provision for estimated self-insured professional liability claims includes estimates of the ultimate costs for both reported claims and claims incurred but not reported. These estimates are based on actuarial analysis of historical trends, claims asserted and reported incidents. The receivables related to such claims are recorded at their net realizable value.

(l) *Leases*

Lease arrangements, including assets under construction, are capitalized when such leases convey substantially all the risks and benefits incidental to ownership. Capital leases are amortized over either the lease term or the life of the related assets, depending upon available purchase options and lease renewal features. Amortization related to capital leases is included in the consolidated statements of operations within depreciation and amortization expense.

(m) *Derivatives*

The Corporation utilizes derivative financial instruments to manage its interest rate risks associated with tax-exempt debt. The Corporation does not hold or issue derivative financial instruments for trading purposes. The derivative instruments are recorded on the balance sheet at their respective fair values. The Corporation's current derivative investments do not qualify for hedge accounting; therefore, the changes in fair value have been recognized in the accompanying consolidated statements of operations and changes in net assets as mark-to-market adjustments. The fair market value of the derivative instruments are included in other long-term liabilities in the accompanying consolidated balance sheets.

MEDSTAR HEALTH, INC.

Notes to Consolidated Financial Statements

June 30, 2012 and 2011

(Dollars in millions)

(n) Net Patient Service Revenue

Net patient service revenue is reported at the estimated net realizable amounts from patients, third-party payors, and others for services rendered, including estimated retroactive adjustments due to future audits, reviews and investigations. The differences between the estimated and actual amounts are recorded as part of net patient service revenue in future periods as the amounts become known, or as years are no longer subject to audit, review or investigation. Payment arrangements include prospectively determined rates per discharge, fee-for-service, discounted charges, and per diem payments. Hospital inpatient services, hospital outpatient services, the physician component of physician/managed care networks, and other patient services consists of revenue, which is recognized when the services are rendered based on billable charges. Other patient service revenue primarily consists of home care, long-term care and other nonhospital patient services.

Premium revenue consists of amounts received from the State of Maryland by the Corporation's managed care organization for providing medical services to subscribing participants, regardless of services actually performed. The managed care organization provides services primarily to enrolled Medicaid beneficiaries. This revenue is recognized ratably over the contractual period for the provision of services. Medical expenses of the managed care organization include a provision for incurred but unreported claims.

(o) Charity Care

The Corporation provides care to patients who meet certain criteria under its charity care policies without charge or at amounts less than established rates. Because the Corporation does not pursue collection of amounts determined to qualify as charity care, they are not reported as revenue.

(p) Grants

Federal grants are accounted for as either an exchange transaction or as a contribution based on terms and conditions of the grant. If the grant is accounted for as an exchange transaction, revenue is recognized as other operating revenue when earned. If the grant is accounted for as a contribution, the revenues are recognized as either other operating revenue, or as temporarily restricted contributions depending on the restrictions within the grant.

(q) Contributions

Unconditional promises to give cash and other assets to the Corporation are reported at fair value at the date the promise is received. Conditional promises to give and indications of intentions to give are reported at fair value at the date the gift is received. The gifts are reported as either temporarily or permanently restricted support if they are received with donor stipulations that limit the use of the donated assets. When a donor restriction expires, that is, when a stipulated time restriction ends or purpose restriction is accomplished, temporarily restricted net assets are reclassified as unrestricted net assets and reported in the consolidated statement of operations as net assets released from restrictions in other operating revenue. Donor-restricted contributions whose restrictions are met within the same year as received are reported as unrestricted contributions in the accompanying consolidated financial statements.

MEDSTAR HEALTH, INC.

Notes to Consolidated Financial Statements

June 30, 2012 and 2011

(Dollars in millions)

(r) *Meaningful Use Incentives*

Under certain provisions of the American Recovery and Reinvestment Act of 2009 (ARRA), federal incentive payments are available to hospitals, physicians and certain other professionals (Providers) when they adopt, implement or upgrade certified electronic health record (EHR) technology or become "meaningful users," as defined under ARRA, of EHR technology in ways that demonstrate improved quality, safety and effectiveness of care. Incentive payments will be paid out over varying transitional schedules depending on the type of incentive (Medicare and Medicaid) and recipient (hospital or eligible provider). Eligible hospitals can attest for both Medicare and Medicaid incentives, while physicians must select to attest for either Medicare or Medicaid incentives. For Medicare incentives, eligible hospitals receive payments over four years while eligible physicians receive payments over five years. For Medicaid incentives, eligible hospitals receive payments based on the relevant State adopted payment structure (MD – four years, DC – to be determined) and physicians receive payments over six years.

The Corporation recognizes EHR incentives when it is reasonably assured that the Corporation will successfully demonstrate compliance with the meaningful use criteria. During the year ended June 30, 2012, certain hospitals and physicians satisfied the meaningful use criteria. As a result, the Corporation recognized \$6.6 of EHR incentives during fiscal year 2012 in other operating revenue.

(s) *Income taxes*

Income taxes are accounted for under the asset and liability method. Deferred tax assets and liabilities are recognized for the future tax consequences attributable to differences between the financial statement carrying amounts of existing assets and liabilities and their respective tax bases and operating loss and tax credit carryforwards. Deferred tax assets and liabilities are measured using enacted tax rates expected to apply to taxable income in the years in which those temporary differences are expected to be recovered or settled. The effect on deferred tax assets and liabilities of a change in tax rates is recognized in the period that includes the enactment date. Any changes to the valuation allowance on the deferred tax asset are reflected in the year of the change. The Corporation accounts for uncertain tax positions in accordance with the Financial Accounting Standards Board (FASB) Accounting Standards Codification (ASC) Topic 740, *Income Taxes*.

(t) *Excess of Revenue over Expenses*

The consolidated statements of operations and changes in net assets include a performance indicator, which is the excess of revenue over expenses. Changes in unrestricted net assets that are excluded from excess of revenue over expenses, include unrealized gains and losses on investments classified as other-than-trading securities, contributions of long-lived assets (including assets acquired using contributions that by donor restriction were to be used for the purpose of acquiring such assets), contributions from and distributions to noncontrolling interests, certain changes in accounting principle and defined benefit obligations in excess of recognized pension cost, among others.

MEDSTAR HEALTH, INC.

Notes to Consolidated Financial Statements

June 30, 2012 and 2011

(Dollars in millions)

(u) Temporarily and Permanently Restricted Net Assets

Temporarily restricted net assets are those whose use by the Corporation or individual operating units has been limited by donors to a specific time period or purpose. Permanently restricted net assets have been restricted by donors to be maintained by the Corporation or individual operating units in perpetuity.

(v) Fair Value of Financial Instruments

The following methods and assumptions were used to estimate the fair value of financial instruments:

Cash and cash equivalents, receivables, other current assets, other assets, current liabilities and long-term liabilities. The carrying amount reported in the consolidated balance sheets for each of these assets and liabilities approximates their fair value.

The fair value of investments, assets whose use is limited or restricted and the interest rate swap is discussed in note 3. The fair value of long term debt is discussed in note 6.

(w) Reclassifications

Certain prior year amounts have been reclassified to conform with current period presentation, the effect of which is not material.

(x) New Accounting Pronouncements

In July 2011, the FASB issued Accounting Standards Update (ASU) No. 2011-07, *Health Care Entities (Topic 954), Presentation and Disclosure of Patient Service Revenue, Provision for Bad Debts, and the Allowance for Doubtful Accounts for Certain Health Care Entities (ASU 2011-07)*, which requires a health care entity to change the presentation of their statement of operations by reclassifying the provision for bad debts associated with patient service revenue from an operating expense to a deduction from patient service revenue (net of contractual allowances and discounts). Additionally, enhanced disclosures about an entity's policies for recognizing revenue, assessing bad debts, as well as qualitative and quantitative information about changes in the allowance for doubtful accounts are required. The adoption of ASU 2011-07 is effective for the Corporation beginning July 1, 2012 and is not expected to have a material impact on the Corporation's consolidated financial statements.

In August 2010, the FASB issued ASU No. 2010-24, *Health Care Entities (Topic 954), Presentation of Insurance Claims and Related Insurance Recoveries (ASU 2010-24)*, which clarified that a health care entity should not net insurance recoveries against a related claim liability. Additionally, the amount of the claim liability should be determined without consideration of insurance recoveries. The Corporation adopted ASU 2010-24 on July 1, 2011. The adoption of this ASU did not have an impact on the Corporation's consolidated financial statements.

In August 2010, the FASB issued ASU No. 2010-23, *Health Care Entities (Topic 954), Measuring Charity Care for Disclosure (ASU 2010-23)*. ASU 2010-23 is intended to reduce the diversity in

MEDSTAR HEALTH, INC.

Notes to Consolidated Financial Statements

June 30, 2012 and 2011

(Dollars in millions)

practice regarding the measurement basis used in the disclosure of charity care ASU 2010-23 requires that cost be used as the measurement basis for charity care disclosure purposes and that cost be identified as the direct and indirect cost of providing the charity care, and requires disclosure of the method used to identify or determine such costs. The Corporation adopted the provisions of ASU 2010-23 on July 1, 2011 (see note 15). Since the Corporation does not recognize revenue when charity care is provided, adoption of this guidance did not have an impact on the consolidated financial statements.

(2) Investments and Assets Whose Use Is Limited or Restricted

Investments and assets whose use is limited or restricted as of June 30, 2012 and 2011, at fair value or under the equity method of accounting in the case of alternative investments, consist of the following:

	2012	2011
Collateralized guaranteed investment contract and cash	\$ 89.4	77.1
Fixed income securities and funds	336.4	314.3
Equity securities	383.5	389.0
Alternative investments		
Commingled equity funds	67.5	95.2
Inflation hedging equity, commodity, fixed income fund	57.0	64.9
Hedge fund of funds and private equity	137.0	108.4
Total investments and assets whose use is limited or restricted	1,070.8	1,048.9
Less short-term investments and assets whose use is limited or restricted	(82.4)	(54.7)
Long-term investments and assets whose use is limited or restricted	\$ 988.4	994.2

Assets whose use is limited or restricted as of June 30, 2012 and 2011, included in the table above, consist of the following:

	2012	2011
Funds held by trustees	\$ 13.0	17.0
Self-insurance funds	186.1	163.1
Funds restricted by donors for specific purposes and endowment	62.2	63.8
Funds designated by Board and Management	178.2	183.2
	439.5	427.1
Less assets required for current obligations	(63.4)	(36.7)
	\$ 376.1	390.4

MEDSTAR HEALTH, INC.

Notes to Consolidated Financial Statements

June 30, 2012 and 2011

(Dollars in millions)

Investment income and realized and unrealized (losses) gains for assets whose use is limited, cash equivalents and investments are comprised of the following for the years ending June 30, 2012 and 2011

	<u>2012</u>	<u>2011</u>
Other operating revenue		
Investment income	\$ 3 8	6 5
Nonoperating gains (losses)		
Investment income	14 6	20 3
Net realized (losses) gains on sale of investments	(9 7)	9 1
Unrealized (losses) gains on trading investments	(13 1)	66 5
Equity interest in alternative investments	(15 4)	31 1
	<u>(23 6)</u>	<u>127 0</u>
Other changes in net assets		
Realized net gains on temporarily and permanently restricted net assets	2 3	7 3
Changes in unrealized (losses) gains on temporarily and permanently restricted net assets	(2 7)	5 6
Total investment return	<u>\$ (20 2)</u>	<u>146 4</u>

(3) Fair Value of Financial Instruments

The Corporation follows ASC Topic 820, *Fair Value Measurement* which provides for the following

- Defines fair value as the price that would be received to sell an asset or paid to transfer a liability in an orderly transaction between market participants at the measurement date, and establishes a framework for measuring fair value.
- Establishes a three-level hierarchy for fair value measurement.
- Requires consideration of the Corporation's nonperformance risk when valuing liabilities, and
- Expands disclosures about instruments measured at fair value

The three-level valuation hierarchy for fair value measurements is based upon observable and unobservable inputs. Observable inputs reflect market data obtained from independent sources, while unobservable inputs reflect the Corporation's market assumptions. The three level valuation hierarchy is defined as follows

- Level 1 – Quoted prices for identical instruments in active markets.
- Level 2 – Quoted prices for similar instruments in active markets, quoted prices for identical or similar investments in markets that are not active, and model derived valuations whose significant inputs are observable, and
- Level 3 – Instruments whose significant inputs are unobservable

MEDSTAR HEALTH, INC.

Notes to Consolidated Financial Statements

June 30, 2012 and 2011

(Dollars in millions)

The Corporation has incorporated an Investment Policy Statement (IPS) into the investment program. The IPS, which has been formally adopted by the Corporation's Board of Directors, contains numerous standards designed to ensure adequate diversification by asset class and geography. The IPS also limits all investments by manager and position size, and limits fixed income position size based on credit ratings, which serves to further mitigate the risks associated with the investment program. At June 30, 2012 and 2011, management believes that all investments were being managed in a manner consistent with the IPS.

The table below presents the Corporation's investable assets and liabilities as of June 30, 2012, aggregated by the three level valuation hierarchy.

		<u>Level 1</u>	<u>Level 2</u>	<u>Level 3</u>	<u>Total</u>
Assets					
Cash and cash equivalents	\$	658.0	—	—	658.0
U.S. treasury bonds		48.6	—	—	48.6
U.S. agency mortgage backed securities		85.9	—	—	85.9
Corporate bonds		—	84.1	—	84.1
Fixed income mutual funds		1.3	79.3	—	80.6
All other fixed income securities		3.8	33.4	—	37.2
Equity mutual funds & ETF's		68.2	—	—	68.2
Common stocks		315.3	—	—	315.3
Total assets	\$	<u>1,181.1</u>	<u>196.8</u>	<u>—</u>	<u>1,377.9</u>
Liabilities					
Interest rate swap	\$	<u>—</u>	<u>23.2</u>	<u>—</u>	<u>23.2</u>
Total liabilities	\$	<u>—</u>	<u>23.2</u>	<u>—</u>	<u>23.2</u>

MEDSTAR HEALTH, INC.

Notes to Consolidated Financial Statements

June 30, 2012 and 2011

(Dollars in millions)

The table below presents the Corporation's investable assets and liabilities as of June 30, 2011, aggregated by the three level valuation hierarchy

		<u>Level 1</u>	<u>Level 2</u>	<u>Level 3</u>	<u>Total</u>
Assets					
Cash and cash equivalents	\$	575.7	—	—	575.7
U S treasury bonds		55.3	—	—	55.3
U S agency mortgage backed securities		75.9	—	—	75.9
Corporate bonds		—	73.9	—	73.9
Fixed income mutual funds		1.0	70.4	—	71.4
All other fixed income securities		—	37.8	—	37.8
Equity mutual funds & ETF's		106.4	—	—	106.4
Common stocks		282.6	—	—	282.6
Total assets	\$	<u>1,096.9</u>	<u>182.1</u>	<u>—</u>	<u>1,279.0</u>
Liabilities					
Interest rate swap	\$	<u>—</u>	<u>15.4</u>	<u>—</u>	<u>15.4</u>
Total liabilities	\$	<u>—</u>	<u>15.4</u>	<u>—</u>	<u>15.4</u>

See note 1(e) for information on investments of the Corporation, which are treated under the equity method and not reported above

For the years ended June 30, 2012 and 2011, there were no significant transfers into or out of Levels 1, 2 or 3

MEDSTAR HEALTH, INC.

Notes to Consolidated Financial Statements

June 30, 2012 and 2011

(Dollars in millions)

(4) Property and Equipment

Property and equipment as of June 30, 2012 and 2011 is as follows

	2012	2011
Land	\$ 59.6	60.8
Buildings and improvements	1,167.2	1,131.9
Equipment	1,505.7	1,464.1
Equipment under capital leases	—	1.5
	<u>2,732.5</u>	<u>2,658.3</u>
Less accumulated depreciation and amortization	<u>(1,784.6)</u>	<u>(1,689.5)</u>
	947.9	968.8
Construction-in-progress	<u>89.7</u>	<u>63.0</u>
	<u>\$ 1,037.6</u>	<u>1,031.8</u>

Construction-in-progress includes a variety of ongoing capital projects at the Corporation as of June 30, 2012 and 2011. Depreciation and amortization expense related to property and equipment amounted to \$155.5 and \$152.8 for the years ended June 30, 2012 and 2011, respectively.

(5) Other Assets

Other assets as of June 30, 2012 and 2011 consist of the following

	2012	2011
Deferred financing costs, net	\$ 12.5	13.3
Investments in unconsolidated entities	15.7	16.0
Reinsurance receivables	40.3	37.6
Goodwill, net	21.2	7.6
Deferred tax asset	26.1	21.4
Other assets	<u>34.7</u>	<u>39.2</u>
	<u>\$ 150.5</u>	<u>135.1</u>

The Corporation has investments in other healthcare related organizations that are accounted for under the equity method that total \$15.7 and \$16.0 at June 30, 2012 and 2011, respectively. Under the equity method, original investments are recorded at cost and adjusted by the Corporation's share of the undistributed earnings or losses of these organizations. The related ownership interest in these organizations ranges from 8% to 50%. The Corporation's share of earnings in these organizations was \$4.1 and \$5.5 for the years ended June 30, 2012 and 2011, respectively, and are recognized in other operating revenue in the consolidated statements of operations and changes in net assets. Certain other nonconsolidated entities are recorded under the cost method.

MEDSTAR HEALTH, INC.

Notes to Consolidated Financial Statements

June 30, 2012 and 2011

(Dollars in millions)

Goodwill represents the excess of the cost to acquire businesses over the estimated fair market value of the net tangible and identifiable intangible assets acquired. The Corporation recognized amortization expense of \$1.0 and \$0.2 for the years ended June 30, 2012 and 2011, respectively, related to identifiable intangible assets. In accordance with guidance issued by FASB, the Corporation annually evaluates goodwill for impairment based upon a earnings multiple factor and operating income for each reporting unit. At July 1, 2011 and June 30, 2012, the Corporation had one reporting unit, which included all subsidiaries of the Corporation. No impairment was recognized for the years ended June 30, 2012 or 2011.

In connection with certain definitive agreements between the Corporation and Georgetown University as described in note 17, the Corporation recognized approximately \$10.0 of goodwill.

(6) Debt

At June 30, 2012 and 2011, the Corporation's outstanding borrowings include the following:

	<u>2012</u>	<u>2011</u>
Maryland Health and Higher Educational Facilities Authority Revenue Bonds		
4.25% – 5.75% Serial bonds (Series 2004, due 2009 – 2025)	\$ 29.7	33.5
5.375% Term bonds (Series 2004, due 2024)	49.7	49.7
5.50% Term bonds (Series 2004, due 2033)	80.1	80.1
4.25% – 5.25% Serial bonds (Series 1998A, due 2008 – 2012)	4.5	8.8
4.75% – 5.25% Term bonds (Series 1998A, due 2018, 2028, and 2038)	112.8	146.2
4.00% – 5.25% Serial bonds (Series 1998B, due 2013 – 2015)	—	14.8
4.75% – 5.25% Term bonds (Series 1998B, due 2028 and 2038)	77.9	88.5
4.75% – 5.25% Term bonds (Series 2007, due 2042 and 2046)	145.0	145.0
2.00% – 5.00% Serial bonds (Series 2011, due 2012 – 2023)	53.9	—
5.00% Term bonds (Series 2011, due 2031)	5.6	—
5.00% Term bonds (Series 2011, due 2041)	35.4	—
2.19% Direct Purchase (Series 2012, due 2017 – 2022)	38.6	—
0.08% – 0.40% MedStar St. Mary's Hospital Variable Rate bonds (Series 2009, due 2010 – 2039)	—	15.5
Plus unamortized net premium	9.3	5.8
	<u>642.5</u>	<u>587.9</u>

MEDSTAR HEALTH, INC.

Notes to Consolidated Financial Statements

June 30, 2012 and 2011

(Dollars in millions)

	<u>2012</u>	<u>2011</u>
District of Columbia Hospital Revenue Bonds		
Multimodal Revenue bonds		
0.14% – 0.21% at June 30, 2012 Serial bonds (Series 1998A due 2008-2038) (and 0.04% – 0.15% at June 30, 2011)	\$ 131.7	134.4
2.75% – 5.00% Serial bonds (Series 1998B, due 2008 – 2019)	12.3	13.5
5.00% Term bonds (Series 1998B, due 2028 and 2038)	54.1	54.1
2.75% – 5.00% Serial bonds (Series 1998C, due 2008 – 2019)	12.3	13.5
5.00% – 5.50% Term bonds (Series 1998C, due 2028 and 2038)	54.1	54.1
Less unamortized net discount	<u>(1.2)</u>	<u>(1.0)</u>
	<u>263.3</u>	<u>268.6</u>
County Commissioners of St. Mary's County General Obligation Hospital Bonds of 2002 (Rates ranging between 3.58% – 3.78% due, 2005 – 2022)	—	15.0
MedStar St. Mary's Hospital notes payable and other	2.6	4.0
Other		
Notes payable to financial institutions or State Agencies under mortgages (floating rates ranging between 0.5% – 8.2%) and other	12.4	14.0
Line of credit due November 2013 (0.25% – 0.95% at June 30, 2012 and 0.25% – 0.90% at June 30, 2011)	<u>107.8</u>	<u>155.0</u>
	<u>122.8</u>	<u>188.0</u>
Total debt	1,028.6	1,044.5
Less current portion of long-term debt	<u>(18.5)</u>	<u>(37.0)</u>
Long-term debt, net	\$ <u><u>1,010.1</u></u>	<u><u>1,007.5</u></u>

Scheduled maturities on borrowings for the next five fiscal years and thereafter are as follows:

2013	\$ 18.5
2014	127.1
2015	18.6
2016	19.2
2017	19.2
Thereafter	<u>817.9</u>
Total	\$ <u><u>1,020.5</u></u>

MEDSTAR HEALTH, INC.

Notes to Consolidated Financial Statements

June 30, 2012 and 2011

(Dollars in millions)

The fair value of outstanding tax exempt publicly traded bonds is estimated to be \$965.2 and \$865.4 as of June 30, 2012 and 2011, respectively. The fair value of other long-term debt approximates its carrying value.

In December 1998, the Maryland Health and Higher Education Facilities Authority (MHHEFA) and the District of Columbia (District) issued bonds (Series 1998 Bonds) on behalf of the Corporation. Bond proceeds of approximately \$588.6 were loaned to the Corporation under separate loan agreements with MHHEFA and the District upon execution of obligations pursuant to the Master Trust Indenture. The District issued \$300.0 of Multimodal Revenue Bonds, including \$150.0 Series 1998A (\$21.1 repaid through August 2012), \$75.0 Series 1998B (\$9.9 repaid through August 2012), and \$75.0 Series 1998C (\$9.9 repaid through August 2012).

The District Series 1998A bonds, which consist of three tranches totaling \$128.9 at August 2012, were converted to Variable Rate Demand Obligations backed by bank letters of credit in May 2008 and the municipal bond insurance policy was terminated. The Series 1998A Tranche I bonds which remained outstanding in August 2012 consisted of approximately \$43.0 bonds trading in a daily mode backed by a letter of credit issued by Wells Fargo Bank, National Association (formerly Wachovia Bank, National Association) and remarketed by J.P. Morgan Securities Inc. The letter of credit was renewed in fiscal 2011 and now expires in May 2014. In the event of a failed remarketing, the Tranche I bonds would be tendered to the bank and repaid over a four-year period, beginning 367 days following the date of the failed remarketing. The Series 1998A Tranche II bonds totaled \$43.0 in August 2012. These bonds trade in a weekly mode and are remarketed by Citigroup Global Markets Inc. The letter of credit backing these bonds was replaced in fiscal 2012 by a new letter of credit issued by JPMorgan Chase Bank, N.A. and expires in May 2015. In the event of a failed remarketing, the Tranche II bonds would be tendered to the bank and repaid over a four-year period, beginning 367 days following the failed remarketing. The Series 1998A Tranche III bonds totaled \$43.0 in August 2012. These bonds trade in a weekly mode and are remarketed by Citigroup Global Markets Inc. The letter of credit backing these bonds was replaced in fiscal 2012 by a new letter of credit issued by PNC Bank, National Association. The term of the letter of credit is five years, expiring in May 2017. In the event of a failed remarketing, the Tranche III bonds would be tendered to the bank and repaid over a four-year period, beginning 367 days following the failed remarketing. No portion of the Series 1998A bonds has been put at June 30, 2012 and 2011, respectively. The \$65.1 Series 1998B and \$65.1 Series 1998C bonds (as of August 2012) were converted to a fixed rate in May 2008 and remain insured by Assured Guaranty, Ltd. (Assured, formerly Financial Security Assurance, Inc.). The reimbursement obligation with respect to the letters of credit are evidenced and secured by obligations issued by the Corporation under the Master Trust Indenture.

MHHEFA issued \$283.5 of Revenue Bonds, including the \$166.6 Series 1998A (\$112.8 outstanding after August 2012) and \$116.9 Series 1998B (\$77.9 outstanding after August 2012). All Series 1998 MHHEFA bonds were issued at fixed rates. Principal and interest under the Series 1998 MHHEFA bonds are insured under municipal insurance policies with Assured and Ambac. Of the Series 1998 MHHEFA bonds, \$20.2 was refinanced in November 2011 in conjunction with the MHHEFA Series 2011 financing described below.

MEDSTAR HEALTH, INC.

Notes to Consolidated Financial Statements

June 30, 2012 and 2011

(Dollars in millions)

Related to the District borrowings, the Corporation entered into an interest rate swap with Wells Fargo Bank, National Association in a notional amount totaling \$150.0 (reduced to \$109.1 at August 2012). The swap agreement expires in fiscal year 2027. The interest rate swap is part of a comprehensive and long-term capital structure strategy. The purpose of the swap is to mitigate the effect of potential interest rate volatility and minimize the variability of the Corporation's average cost of capital. Under the terms of the swap, the Corporation pays a fixed rate and receives a variable rate. Collateral is only required to be posted under the swap in the event that the Corporation's credit ratings are downgraded by two rating agencies below the BBB – or Baa2 – level. To date, no collateral postings have been required. At June 30, 2012 and 2011, the variable interest rate under these agreements was 0.16% and 0.12%, respectively. The fixed rate was 3.69% as of June 30, 2012 and 2011. The variable rates are capped at 14.0%. The fair value of the interest rate swap at June 30, 2012 and 2011 was \$23.2 and \$15.4, respectively, and is included in other long-term liabilities. The change in fair value of the swap is reported in nonoperating gains (losses) in the statements of operations and changes in net assets.

In February 2004, MHHEFA issued \$170.3 in bonds (Series 2004 Bonds) on behalf of the Corporation. The proceeds of the Series 2004 Bonds were loaned to the Corporation pursuant to a loan agreement with MHHEFA upon execution of an obligation pursuant to the Master Trust Indenture. The Series 2004 Bonds were issued as \$40.5 serial bonds maturing 2009 through 2025 (\$14.8 repaid through August 2012), \$49.7 term bonds maturing 2024, and \$80.1 term bonds maturing 2033. Such Bonds were issued at fixed rates. Series 2004 Bonds maturing on or after August 2015 are subject to redemption or purchase at the option of the Corporation prior to maturity beginning in 2014.

In January 2007, MHHEFA issued \$145.0 in bonds (Series 2007 Bonds) on behalf of the Corporation. The Series 2007 Bonds were issued at a net premium of \$3.6, resulting in total proceeds of \$148.6. The proceeds of the Series 2007 Bonds were loaned to the Corporation pursuant to a loan agreement with MHHEFA upon execution of an obligation pursuant to the Master Trust Indenture. The Series 2007 Bonds were issued as \$56.0 term bonds maturing 2042 and \$89.0 term bonds maturing 2046. Such Bonds were issued at fixed rates. Series 2007 Bonds maturing on or after May 2042 are subject to redemption or purchase at the option of the Corporation prior to maturity beginning in 2016.

In November 2011, MHHEFA issued \$94.9 in bonds (Series 2011 Bonds) on behalf of the Corporation. The proceeds of the Series 2011 Bonds were loaned to the Corporation pursuant to a loan agreement with MHHEFA upon execution of an obligation pursuant to the Master Trust Indenture. The Series 2011 Bonds were issued as \$53.9 Serial Bonds maturing 2012 through 2023, \$5.6 term bonds maturing 2031, and \$35.4 term bonds maturing 2041. The Series 2011 Bonds maturing on or after August 2022 are subject to redemption or purchase at the option of the Corporation prior to maturity beginning in 2021. The Series 2011 Bonds were issued at fixed rates. The proceeds from the transaction were used to refund \$20.2 of the Series 1998 A&B bonds, to refund debt outstanding on the Corporation's Revolving Credit Facility, and to refund certain debt associated with MedStar St. Mary's Hospital.

In June 2012, the Corporation entered into a \$38.6 MHHEFA Direct Purchase financing transaction with JP Morgan Chase Bank, N.A. (the Series 2012 Bond). The proceeds from the transaction were used to redeem certain outstanding MHHEFA Series 1998 A bonds that were due to mature in 2018 as well as a portion of the outstanding MHHEFA Series 1998 A&B bonds due to mature in 2028. The repayment of the

MEDSTAR HEALTH, INC.

Notes to Consolidated Financial Statements

June 30, 2012 and 2011

(Dollars in millions)

Series 2012 Bond is evidenced by an obligation issued under the Master Trust Indenture. The term of the Series 2012 Bond is ten years and the repayment terms approximate the previous repayment terms of the Series 1998 bonds that were refunded. Covenants, conditions, and security for the Series 2012 Bond is similar to the revolving credit agreement.

The Corporation, which is currently the sole member of an "obligated group" as defined in the Master Trust Indenture, is bound by the provisions of the Master Trust Indenture for payment of any outstanding obligations under existing loan agreements. All of the hospitals and certain other affiliates (the guarantors) of the Corporation are parties to a guaranty agreement pursuant to which they jointly and severally guaranty the payment and performance of the obligations under the Master Trust Indenture. The obligations of the guarantors under the Guaranty Agreement are collateralized by deeds of trust granted by the hospitals. Under the Master Trust Indenture and the deeds of trust, as collateral for the payments due thereunder, the Corporation and its hospital affiliates, have granted a security interest in their revenues subject to permitted encumbrances.

Under the Master Trust Indenture, the Corporation is required to maintain, among other covenants, a maximum annual debt service coverage ratio of not less than 1.10 to 1.0. Under the loan agreements relating to the Series 1998 Bonds, the Corporation is required to maintain a historical debt service coverage ratio of not less than 2.0 to 1.0 and to maintain at least 65 days cash on hand. In the event the Corporation does not meet either of these requirements, it is required to fund a trustee-held debt service reserve fund securing the Series 1998 Bonds. The amount to be deposited shall equal the lesser of 10% of the principal amount of such outstanding bonds, or the largest annual debt service with respect to such bonds in any future year, or 125% of the average annual debt service of future years. At June 30, 2012 and 2011, there were no funds required to be held in the debt service reserve fund for the Series 1998 Bonds.

The Corporation maintains a \$250.0 revolving credit agreement provided by a group of banks. The three-year facility expires November 2013. The facility is evidenced by an obligation issued under the Master Trust Indenture. The outstanding balance on the facility was \$107.8 at June 30, 2012 and \$155.0 at June 30, 2011. At June 30, 2012 and June 30, 2011, the outstanding balance being held in operating cash in order to maximize the Corporation's liquidity was \$47.8. The facility includes certain covenants, including a requirement to maintain Days Cash on Hand of 70 days, measured semi-annually at each June 30 and December 31, and a Debt Service Coverage ratio of 1.25, measured quarterly on a rolling four quarters basis. In addition, the Corporation is required to maintain a minimum credit rating of Baa2 from Moody's Investor's Service, and BBB from Standard & Poor's and Fitch Ratings.

In addition, the Corporation maintains a \$30.0 letter of credit facility, provided by a single lender, which is also evidenced by an obligation issued under the Master Trust Indenture. This facility is principally used to securitize certain regulatory obligations under various insurance programs. This three-year facility, which has terms and conditions similar to the revolving credit agreement, expires in November 2013. However, the standby letters of credit issued under the facility can be canceled at the bank's option each year. At June 30, 2012 and 2011, standby letters of credit issued pursuant to the facility were \$18.0 and \$16.8, respectively. However, no amounts have been drawn by the beneficiaries under the standby letters of credit.

MEDSTAR HEALTH, INC.

Notes to Consolidated Financial Statements

June 30, 2012 and 2011

(Dollars in millions)

MedStar St Mary's Hospital had certain debt outstanding, including 2002 St Mary's County General Obligation bonds with an outstanding balance of \$15.0 at August 2011 and Series 2009 MHHEFA bonds with an outstanding balance of \$15.4 at August 2011. The bonds were secured by a mortgage on the real property of MedStar St Mary's Hospital and a pledge of MedStar St Mary's Hospital's revenues. Under terms of the financing documents, MedStar St Mary's Hospital was required to maintain days cash on hand of 85 days, and to maintain a historical debt service coverage ratio in excess of 1.10. MedStar St Mary's Hospital was also subject to certain additional covenants and tests on an ongoing basis. The 2009 bonds traded in a weekly mode backed by a letter of credit issued by Bank of America, N.A. and remarketed by Merrill Lynch, Pierce, Fenner & Smith, Incorporated. This debt was retired in conjunction with the November 2011 MHHEFA Series 2011 bonds discussed above.

(7) Retirement Plans

The Corporation has two qualified defined benefit pension plans (MedStar Health, Inc. Pension Equity Plan (PEP) and MedStar Health, Inc. Cash Balance Retirement Plan (CBRP)) covering substantially all full-time employees hired before 2005, and a supplemental executive pension plan (SEPP) for certain executive management employees. MedStar St Mary's Hospital also has a defined benefit plan that substantially covers all employees of MedStar St Mary's Hospital.

Benefits under the plans are substantially based on years of service and the employees' career earnings. The Corporation contributes to the plans based on actuarially determined amounts necessary to provide assets sufficient to meet benefits to be paid to plan participants and to meet the minimum funding requirements of the Employee Retirement Income Security Act of 1974, as amended by the Pension Protection Act of 2006, and Internal Revenue Service regulations. Effective July 1, 2000, employees of the Transferred Businesses (see note 17) became participants in one of the Corporation's pension plans and are reflected in the pension information provided below.

The Corporation's investment policies are established by the MedStar Health, Inc.'s Investment Committee, which is comprised of members of the Board of Directors, other community leaders, and management. Among its responsibilities, the Investment Committee is charged with establishing and reviewing asset allocation strategies, monitoring investment manager performance, and making decisions to retain and terminate investment managers. Assets of each of the Corporation's pension plans are managed in a similar fashion by the same group of investment managers. The Corporation has incorporated an Investment Policy Statement (IPS) into the investment program. The IPS, which has been formally adopted by the Corporation's Board of Directors, contains numerous standards designed to ensure adequate diversification by asset class and geography. The IPS also limits all investments by manager and position size, and limits fixed income position size based on credit ratings, which serves to further mitigate the risks associated with the investment program. At June 30, 2012 and 2011, management believes that all investments were being managed in a manner consistent with the IPS.

The Investment Committee has adopted certain target ranges for various asset classes within the pension portfolio. At June 30, 2012 and 2011, these targets included the investment of approximately 49% of the portfolio in publicly traded equities, 25% in fixed income securities, 15% in hedge funds and private equity, 10% in inflation hedging strategies (including real estate), and 1% in cash. Actual asset allocations fluctuate depending upon gains and losses within asset classes over periods of time; the timing of plan

MEDSTAR HEALTH, INC.

Notes to Consolidated Financial Statements

June 30, 2012 and 2011

(Dollars in millions)

contributions and distributions, and rebalancing decisions. Due to these fluctuations, actual asset allocations could exceed these levels over certain periods in time.

The following table illustrates the actual allocations at June 30

	Actual allocation June 30, 2012	Actual allocation June 30, 2011
Publicly traded equities – domestic	29%	36%
Publicly traded equities – international	11	8
Fixed income securities	24	23
Alternative investments		
Commingled equity funds	7	10
Inflation hedging equity, commodity, fixed income fund	6	6
Hedge funds	11	8
Private equities	2	2
Cash	10	7
Total	<u>100%</u>	<u>100%</u>

MEDSTAR HEALTH, INC.

Notes to Consolidated Financial Statements

June 30, 2012 and 2011

(Dollars in millions)

The table below presents the Corporation's pension plans' investable assets as of June 30, 2012 aggregated by the three level valuation hierarchy

	<u>Level 1</u>	<u>Level 2</u>	<u>Level 3</u>	<u>Total</u>
Assets				
Cash and cash equivalents	\$ 77.7	—	—	77.7
U S treasury bonds	37.4	—	—	37.4
U S agency mortgage backed securities	31.8	—	—	31.8
Corporate bonds	—	41.0	—	41.0
Fixed income mutual funds	—	61.5	—	61.5
All other fixed income securities	0.1	16.8	—	16.9
Equity mutual funds and ETF's	56.6	—	—	56.6
Common stocks	254.0	—	—	254.0
Alternative investments				
Commingled equity funds	—	50.4	—	50.4
Inflation hedging equity, commodity, fixed income fund	—	47.0	—	47.0
Private equity	—	—	17.1	17.1
Hedge funds	—	—	82.4	82.4
Total assets	<u>\$ 457.6</u>	<u>216.7</u>	<u>99.5</u>	<u>773.8</u>

MEDSTAR HEALTH, INC.

Notes to Consolidated Financial Statements

June 30, 2012 and 2011

(Dollars in millions)

The table below presents the Corporation's pension plans' investable assets as of June 30, 2011 aggregated by the three level valuation hierarchy

	<u>Level 1</u>	<u>Level 2</u>	<u>Level 3</u>	<u>Total</u>
Assets				
Cash and cash equivalents	\$ 50.1	—	—	50.1
U.S. treasury bonds	44.6	—	—	44.6
U.S. agency mortgage backed securities	23.1	—	—	23.1
Corporate bonds	—	30.6	—	30.6
Fixed income mutual funds	—	49.9	—	49.9
All other fixed income securities	—	16.6	—	16.6
Equity mutual funds and ETF's	72.0	—	—	72.0
Common stocks	249.1	—	—	249.1
Alternative investments				
Commingled equity funds	—	74.4	—	74.4
Inflation hedging equity, commodity, fixed income fund	—	39.2	—	39.2
Private equity	—	—	15.1	15.1
Hedge funds	—	—	61.1	61.1
Total assets	<u>\$ 438.9</u>	<u>210.7</u>	<u>76.2</u>	<u>725.8</u>

For the years ended June 30, 2012 and 2011, there were no significant transfers between Levels 1, 2 or 3

MEDSTAR HEALTH, INC.

Notes to Consolidated Financial Statements

June 30, 2012 and 2011

(Dollars in millions)

Changes to the fair values based on the Level 3 inputs are summarized as follows

	Private equity	Hedge funds	Total
Balance as of June 30, 2010	\$ 14.2	52.7	66.9
Additions			
Contributions/purchases	0.5	4.6	5.1
Disbursements			
Withdrawals/sales	(1.0)	(0.7)	(1.7)
Net change in value	1.4	4.5	5.9
Balance as of June 30, 2011	15.1	61.1	76.2
Additions			
Contributions/purchases	1.8	23.4	25.2
Disbursements			
Withdrawals/sales	(2.6)	(0.4)	(3.0)
Net change in value	2.8	(1.7)	1.1
Balance as of June 30, 2012	\$ 17.1	82.4	99.5

The following summarizes redemption terms for the hedge fund-of-funds vehicles held as of June 30, 2012

	Fund 1	Fund 2	Fund 3
Redemption timing			
Redemption frequency	Quarterly	Quarterly	Quarterly
Required notice	70 Days	90 Days	65 Days
Audit reserve			
Percentage held back for audit reserve	10%	10%	10%
Gates			
Potential gate holdback	—	—	—
Potential gate release timeframe			

Investments in hedge fund-of-funds are typically carried at estimated fair value. Fair value is based on the Net Asset Value (NAV) of the shares in each investment company or partnership. Such investment companies or partnerships mark-to-market or mark-to-fair value the underlying assets and liabilities in accordance with U.S. generally accepted accounting principles. Realized and unrealized gains and losses of the investment companies and partnerships are included in their respective operations in the current year. Changes in unrealized gains or losses on investments, including those for which partial liquidations were effected in the course of the year, are calculated as the difference between the NAV of the investment at year-end less the NAV of the investment at the beginning of the year, as adjusted for contributions and

MEDSTAR HEALTH, INC.

Notes to Consolidated Financial Statements

June 30, 2012 and 2011

(Dollars in millions)

redemptions made during the year and certain lock-up provisions. Generally, no dividends or other distributions are paid.

The following summarizes the status of contributions to the private equity fund-of-funds vehicles held as of June 30, 2012:

	<u>Total commitment</u>	<u>Percentage of commitment contributed</u>	<u>Percentage of commitment remaining</u>
Fund 1	\$ 9.0	88.6%	11.4%
Fund 2	8.5	92.1	7.9
Fund 3	8.5	66.0	34.0
Total	<u>\$ 26.0</u>		

Investments in limited partnership interests are carried at fair value as determined by the General Partner in the absence of readily ascertainable market values. The fair value of limited partnership interests is generally based on fair value capital balances reported by the underlying partnerships, subject to management review and adjustment. Security values of companies traded on exchanges, or quoted on NASDAQ, are based upon the last reported sales price on the valuation date. Security values of companies traded over the counter, but not quoted on NASDAQ, and securities for which no sale occurred on the valuation date are based upon the last quoted bid price. The value of any security for which a market quotation is not readily available may be its cost, provided however, that the General Partner adjusts such cost value to reflect any bona fide third party transactions in such a security between knowledgeable investors, of which the General Partner has knowledge. In the absence of any such third party transactions, the General Partner may use other information to develop a good faith determination of value. Examples include, but are not limited to, discounted cash flow models, absolute value models, and price multiple models. Inputs for these models may include, but are not limited to, financial statement information, discount rates, and salvage value assumptions.

The valuation of both marketable and nonmarketable securities may include discounts to reflect a lack of liquidity or extraordinary risks, which may be associated with the investment. Determination of fair value is performed on a quarterly basis by the General Partner. Because of the inherent uncertainty of valuation, the determined values may differ significantly from the values that would have been used had a ready market for those investments existed.

The Corporation has established a long-term investment return target of 8.25% for PEP and CBRP in 2012 and 2011. These assumptions are based on historical returns achieved in the investment portfolios over the last ten years and represent the return that can reasonably be expected to be generated on a similarly structured portfolio in the future.

The Corporation recognizes the funded status of defined benefit pension plans in the balance sheet and the recognition in unrestricted net assets of unrecognized gains or losses, prior service costs or credits and transition assets or obligations. The funded status is measured as the difference between the fair value of

MEDSTAR HEALTH, INC.

Notes to Consolidated Financial Statements

June 30, 2012 and 2011

(Dollars in millions)

the plan's assets and the projected benefit obligation of the plan. The measurement date for the plans is June 30.

In March 2011, the Corporation terminated the SEPP plan effective December 31, 2011. The freeze constitutes a curtailment and as such, the Corporation remeasured the lump sum value of participants' benefits as of March 31, 2011. The remeasurement and curtailment accounting resulted in an increase to net assets of approximately \$3.4. Participants were paid their accrued benefit, in the amount of \$7.6, in March 2012.

In May 2011, the National Nurses United employees at the MedStar Washington Hospital Center entered into a new collective bargaining agreement whereby they agreed to a freeze of their benefit accruals in the CBRP. The freeze was effective December 31, 2010. Effective January 1, 2011, National Nurses United employees earn all future benefits through the Corporation's defined contribution retirement savings plan. The freeze constitutes a curtailment and as such, the Corporation remeasured the plans' assets and projected benefit obligations at May 1, 2011. The remeasurement and curtailment accounting resulted in a reduction to net assets of approximately \$2.2.

In November 2011, the collective bargaining agreement for the Service Employees International Union (SEIU) Local 722 was reached and communicated to employees. As part of the new agreement, the SEIU employees' pension benefit accruals were frozen as of December 31, 2011. As such, the CBRP was remeasured at November 30, 2011, the month in which the agreement was finalized and communicated. As a result of the remeasurement, the Corporation recognized a \$39.7 reduction in net assets, which is included in the change in funded status of defined benefit plans in the consolidated statements of operations and changes in net assets.

By letter dated March 12, 2012, the IRS notified the Corporation that it has selected the retirement plans for a routine examination. The examination is expected to cover the plan year ended December 31, 2010.

MEDSTAR HEALTH, INC.

Notes to Consolidated Financial Statements

June 30, 2012 and 2011

(Dollars in millions)

The following are deferred pension costs which have not yet been recognized in periodic pension expense but instead are accrued in unrestricted net assets, as of June 30, 2012 and 2011. Unrecognized actuarial losses represent unexpected changes in the projected benefit obligation and plan assets over time, primarily due to changes in assumed discount rates and investment experience. Unrecognized prior service cost is the impact of changes in plan benefits applied retrospectively to employee service previously rendered. Deferred pension costs are amortized into annual pension expense over the expected future lifetime for active employees with frozen benefits.

	Amounts in unrestricted net assets to be recognized during the next fiscal year	Amounts recognized in unrestricted net assets at June 30, 2012	Amounts recognized in unrestricted net assets at June 30, 2011
Net prior service cost	\$ —	—	(0.1)
Net actuarial loss	16.7	654.2	403.5
Total	\$ 16.7	654.2	403.4

The following table sets forth the plans' funded status and amounts recognized in the accompanying consolidated financial statements as of June 30, 2012 and 2011.

	2012	2011
Change in benefit obligation		
Benefit obligation at beginning of year	\$ 1,039.7	982.6
Service cost	1.4	7.2
Interest cost	58.7	56.3
Participants contributions	0.2	0.9
Actuarial loss	184.9	29.0
Benefits paid	(40.1)	(26.2)
Curtailments	(0.9)	(10.1)
Settlements	0.2	—
Benefit obligation at end of year	1,244.1	1,039.7
Change in plan assets		
Plan assets at fair value at beginning of year	725.8	581.3
Actual return on plan assets	(22.2)	101.4
Company contributions	110.1	68.4
Plan participants' contributions	0.2	0.9
Benefits paid	(40.1)	(26.2)
Plan assets at fair value at end of year	773.8	725.8
Funded status/net amount recognized	\$ (470.3)	(313.9)

MEDSTAR HEALTH, INC.
Notes to Consolidated Financial Statements
June 30, 2012 and 2011
(Dollars in millions)

The amounts recognized in the consolidated financial statements consist of the following at June 30

	<u>2012</u>	<u>2011</u>
Pension assets (included in other assets)	\$ —	1 6
Pension current liabilities (included in other current liabilities)	—	7 6
Pension liabilities	470 3	307 6

Expected contributions for the defined benefit plans are \$70 4 for the year ended June 30, 2013

The accumulated benefit obligation is \$1.244 1 and \$1.013 9 at June 30, 2012 and 2011, respectively

Expected fiscal year benefit payments for all defined benefit plans is as follows

2013	\$ 38 4
2014	52 8
2015	54 8
2016	56 1
2017	59 9
2018-2022	<u>347 7</u>
Total	<u>\$ 609 7</u>

Net periodic pension expense for the years ended June 30, 2012 and 2011 is as follows

	<u>2012</u>	<u>2011</u>
Service cost – benefits earned during the year	\$ 1 4	7 2
Interest cost on projected benefit obligation	58 7	56 3
Return on plan assets	(59 6)	(55 7)
Net amortization and deferral	0 3	0 6
Recognized actuarial loss	15 3	18 8
Curtailment charges	<u>(0 3)</u>	<u>1 2</u>
Net periodic pension expense	<u>\$ 15 8</u>	<u>28 4</u>

MEDSTAR HEALTH, INC.
Notes to Consolidated Financial Statements
June 30, 2012 and 2011
(Dollars in millions)

The assumptions used in determining net periodic pension expense and accrued pension costs shown above are as follows

	<u>2012</u>	<u>2011</u>
Discount rates for obligations at year end		
MedStar Health, Inc Pension Equity Plan	4.60%	5.85%
MedStar Health, Inc Cash Balance Retirement Plan	4.55	5.70
MedStar Health, Inc Supplemental Executive Pension Plan	N/A	0.80
MedStar St. Mary's Hospital Pension Plan	4.35	5.60
Rate of compensation increase for obligations at year end		
MedStar Health, Inc Cash Balance Retirement Plan	N/A	4.00%
MedStar Health, Inc Supplemental Executive Pension Plan	N/A	3.50
Discount rates for pension cost		
MedStar Health, Inc Pension Equity Plan – July 1 – June 30	5.85%	5.95%
MedStar Health, Inc Cash Balance Retirement Plan – July 1 – April 30	N/A	5.75
MedStar Health, Inc Cash Balance Retirement Plan – May 1 – June 30	N/A	5.65
MedStar Health, Inc Cash Balance Retirement Plan – July 1 – June 30	5.70%	N/A
MedStar Health, Inc Supplemental Executive Pension Plan – July 1 – March 31	N/A	5.30
MedStar Health, Inc Supplemental Executive Pension Plan – April 1 – June 30	N/A	0.75
MedStar Health, Inc Supplemental Executive Pension Plan – July 1 – March 15	0.80%	N/A
MedStar St. Mary's Hospital Pension Plan – July 1 – June 30	5.60	5.40
Expected long-term rate of return on plan assets – PEP and CBRP	8.25%	8.25%
Expected long-term rate of return on plan assets – MedStar St. Mary's Hospital	7.75	7.75
Rate of compensation increase for pension cost		
MedStar Health, Inc Cash Balance Retirement Plan – July 1 – June 30	4.00%	4.00%
MedStar Health, Inc Supplemental Executive Pension Plan	N/A	3.50

The Corporation also has various contributory, tax deferred annuity and savings plans with participation available to certain employees. The Corporation matches employee contributions up to 3.0% of compensation in certain plans. The Corporation contributed approximately \$23.5 and \$20.7 during the years ended June 30, 2012 and 2011, respectively. The Corporation approved the temporary suspension of

MEDSTAR HEALTH, INC.

Notes to Consolidated Financial Statements

June 30, 2012 and 2011

(Dollars in millions)

the 2-3% fixed tenure-based discretionary contribution to the 403(b) plan for the calendar years 2012 and 2011

(8) Business and Credit Concentrations

The Corporation provides healthcare services through its inpatient and outpatient care facilities located in the State of Maryland and the District of Columbia. The Corporation generally does not require collateral or other security in extending credit, however it routinely obtains assignment of (or is otherwise entitled to receive) patients' benefits receivable under their health insurance programs, plans or policies (e.g., Medicare, Medicaid, Blue Cross, Workers' Compensation, health maintenance organizations (HMOs) and commercial insurance policies).

A summary of net patient service revenue by major category of payor for the years ended June 30, 2012 and 2011 is as follows:

	2012	2011
Medicare	35%	34%
Medicaid	14	14
Carefirst Blue Cross Blue Shield	18	18
Other commercial and managed care payors	25	27
Self-pay	8	7
	100%	100%

A summary of net patient receivables by major category of payor as of June 30, 2012 and 2011 is as follows:

	2012	2011
Medicare	23%	23%
Medicaid	12	14
Carefirst Blue Cross Blue Shield	13	13
Other commercial and managed care payors	40	36
Self-pay	12	14
	100%	100%

The Corporation's policy is to write-off all patient accounts that have been identified as uncollectible. An allowance for uncollectible accounts is recorded for accounts not yet written off which are expected to become uncollectible in future periods.

Under the Maryland Health Services Cost Review Commission (HSCRC) rate methodology, amounts payable for services in 2012 and 2011 to Maryland hospital patients under the Medicare and Medicaid insurance programs are computed at 94% of regulated charges and hospital patients under the Blue Cross and approved health maintenance organization insurance programs are computed at 98% of regulated

MEDSTAR HEALTH, INC.

Notes to Consolidated Financial Statements

June 30, 2012 and 2011

(Dollars in millions)

charges Maryland accounts receivable from these third-party payors have been adjusted to reflect the difference between charges and the payable amounts

Certain Maryland-based hospital charges are subject to review and approval by the HSCRC

The HSCRC has jurisdiction over hospital reimbursement in Maryland by agreement with the Centers for Medicare and Medicaid Services (CMS). This agreement is based on a waiver from the Medicare Prospective Payment System reimbursement principles granted under Section 1814(b) of the Social Security Act. The waiver will continue as long as cumulative comparisons of cost per admission between Maryland and the nation continue to be favorable. Management believes that the waiver will remain in effect at least through June 30, 2013.

Effective July 1, 2000 through June 30, 2003 under a contract with the HSCRC and the Maryland Hospitals, a charge per case methodology was implemented to more effectively tie compliance standards to waiver performance. Under this methodology, actual charges per case are required to meet hospital specific targets established by the HSCRC, which are adjusted for changes in actual case-mix. The HSCRC and Maryland Hospitals completed a three year contract that expired on June 30, 2006 and was renewed yearly. During the Corporation's fiscal year, the Maryland Hospitals signed a new three year agreement that changed the charge per case target to a charge per episode target defining episode as inpatient care provided within 30 days. The HSCRC implemented an observation status change that became effective July 1, 2010 in which one-day stay cases that used to be counted as admissions are now considered outpatient visits.

Laws and regulations governing the Medicare and Medicaid programs are extremely complex and subject to interpretation. As a result, there is at least a reasonable possibility that recorded estimates will change by a material amount. Management periodically reviews recorded amounts receivable from or payable to third party payors and may adjust these balances as new information becomes available. In addition, revenue received under certain third-party agreements is subject to audit. During 2012 and 2011, certain of the Corporation's prior year third party cost reports were audited and settled, or tentatively settled, by third party payors. Adjustments resulting from such audits and management reviews of unaudited years and open claims are reflected as adjustments to revenue in the year that the adjustment becomes known. The effect of these adjustments was to increase net patient service revenue by \$13.4 and \$6.0 during the years ended June 30, 2012 and 2011, respectively. Although certain other prior year cost reports submitted to third party payors remain subject to audit and retroactive adjustment, management does not expect any material adverse settlements.

Through its MedStar Family Choice, Inc. subsidiary, the Corporation enters into fee-for-service and capitation agreements with independent health professionals and organizations to provide covered services to eligible enrollees where such services cannot be provided by its employed physicians or controlled entities. Medical and clinical expenses from these agreements include claim payments, capitation payments, and estimates of outstanding claims liabilities for services provided prior to the balance sheet date. The estimates of outstanding claims liabilities (\$12.8 and \$14.9 at June 30, 2012 and 2011, respectively), are based on management's analysis of historical claims paid reports and as well as review of health services utilization during the period. Changes in these estimates are recorded in the period of

MEDSTAR HEALTH, INC.

Notes to Consolidated Financial Statements

June 30, 2012 and 2011

(Dollars in millions)

change Claims payments and capitation payments are expensed in the period services are provided to eligible enrollees

(9) Certain Significant Risks and Uncertainties

The Corporation provides general acute healthcare services in the State of Maryland and the District of Columbia. As a healthcare provider, the Corporation is subject to certain significant inherent risks, including the following:

- Dependence on revenues derived from reimbursement by the Federal Medicare and state Medicaid programs.
- Regulation of hospital rates by the State of Maryland Health Services Cost Review Commission.
- Government regulation, government budgetary constraints and proposed legislative and regulatory changes, and.
- Lawsuits alleging malpractice or other claims

Such inherent risks require the use of certain management estimates in the preparation of the Corporation's consolidated financial statements and it is reasonably possible that a change in such estimates may occur.

The Medicare and state Medicaid reimbursement programs represent a substantial portion of the Corporation's revenues and the Corporation's operations are subject to a variety of other Federal, state and local regulatory requirements. In addition, changes in federal and state reimbursement funding mechanisms and related government budgetary constraints could have a significant adverse effect on the Corporation. Similarly, failure by the Corporation to maintain required regulatory approvals and licenses and/or changes in related regulatory requirements could have a significant adverse effect.

The healthcare industry is subject to numerous laws and regulations from federal, state and local governments, and the government has increased enforcement of Medicare and Medicaid anti-fraud and abuse laws, as well as physician self-referral laws (STARK law and regulation). The Corporation's compliance with these laws and regulations is subject to periodic governmental review, which could result in enforcement actions unknown or unasserted at this time. The Corporation is aware of certain asserted and unasserted legal claims by the government, and has provided requested information. The final outcomes of these government investigations cannot be determined at this time.

Recent federal initiatives have prompted a national review of federally funded healthcare programs. To this end, the federal government, and many states, implemented programs to audit and recover potential overpayments to providers from the Medicare and Medicaid programs. Since June 2010, the Corporation's hospitals have received audit requests from the Medicare Recovery Audit Contractor (RAC) program. These RAC audit requests have focused on medical necessity of inpatient admissions and hospital coding practices. In addition, the hospitals have continued to receive routine audit requests from other Medicare contractors and the Office of Inspector General. The Corporation's hospitals have cooperated with each of these audit requests and implemented a program to monitor compliance with applicable laws and regulations.

MEDSTAR HEALTH, INC.

Notes to Consolidated Financial Statements

June 30, 2012 and 2011

(Dollars in millions)

As a result of recently enacted and pending federal health care reform legislation, substantial changes are anticipated in the United States health care system. Such legislation includes numerous provisions affecting the delivery of health care services, the financing of health care costs, reimbursement to health care providers and the legal obligations of health insurers, providers and employers. These provisions are currently slated to take effect at specified times over the next decade. This federal health care reform legislation did not affect the 2012 or 2011 consolidated financial statements.

The Corporation, in the normal course of business, is a party to legal and regulatory proceedings. These include a lawsuit filed in June 2011 by several MedStar Washington Hospital Center employees alleging violations by the Corporation of wage-hour laws. The plaintiffs in this action are seeking certification of a class that would include hourly employees at all of the Corporation's hospitals. The Corporation is opposing class certification and taking other steps to defend itself and the hospitals in this litigation. The final outcome of this litigation cannot be determined at this time.

(10) Self-Insurance Programs

The Corporation maintains self-insurance programs for professional and general liability risks, employee health and workers' compensation. Estimated liabilities have been recorded based on actuarial estimation of reported and incurred but not reported claims. The combined accrued liabilities for these programs as of June 30, 2012 and 2011 were as follows:

	<u>2012</u>	<u>2011</u>
Professional and general liability	\$ 257.7	207.4
Employee health	18.3	19.3
Workers' compensation	31.7	27.9
Total liabilities	307.7	254.6
Less current portion	(79.5)	(58.0)
	<u>\$ 228.2</u>	<u>196.6</u>

The Corporations' self insurance program for professional and general liability is responsible for the following exposures at June 30, 2012:

- (a) For professional liability, the first \$5.0 exposure for each claim with an inner aggregate of \$2.5 for the period July 1, 2010 through December 31, 2010. For the period January 1, 2011 through June 30, 2012, the Corporation is responsible for the first \$5.0 exposure for each claim plus an inner aggregate (effective January 1, 2011, the inner aggregate was changed from a \$2.5 annual inner aggregate to a \$5.0 inner aggregate spread over a 24-month exposure period ending December 31, 2012, effective January 1, 2012 the inner aggregate was changed to a \$5.0 inner aggregate with a \$7.5 aggregate spread over a 36-month exposure period dated January 1, 2011). For MedStar Montgomery Medical Center and MedStar St. Mary's Hospital, the Corporation is responsible for the first \$2.0 exposure for each claim (also subject to the inner aggregate structures noted above).

MEDSTAR HEALTH, INC.

Notes to Consolidated Financial Statements

June 30, 2012 and 2011

(Dollars in millions)

- (b) For general liability, the Corporation is responsible for the first \$3.0 exposure for each claim (for MedStar Montgomery Medical Center, the first \$2.0 exposure for each claim)

Commercial excess re-insurance has been purchased above this self-insured retention in multiple layers and in twin towers. Each tower has seven layers of excess re-insurance coverage. These seven layers combine to provide up to \$100.0 per claim and \$100.0 in the annual aggregate for professional liability and general liability exposure. The Corporation maintains reinsurance contracts with various highly rated commercial insurance companies.

The professional and general liabilities at June 30, 2012 and 2011 have been discounted at a rate of 1.25% and 3.75%, respectively. The workers' compensation liabilities at June 30, 2012 and 2011 have been discounted at a rate of 1.5% and 3.5%, respectively.

Assets available to fund these liabilities are held in separate accounts (see note 2). Contributions required to fund professional and general liability, employee health benefits and workers' compensation programs are determined by the plans' administrators based on appropriate actuarial assumptions. The professional and general liability programs are administered through an offshore wholly owned captive insurance company, Greenspring Financial Insurance Limited (GFIL), which is domiciled in Grand Cayman Island.

Effective November 1, 2011, MedStar St. Mary's Hospital transitioned from its previous professional and general liability coverage with a commercial insurer to coverage under GFIL. Under the prior program, MedStar St. Mary's Hospital professional liability insurance coverage was issued on a claims made basis, with \$1.0 per incident coverage, up to a maximum of \$3.0 annually, and the general liability policy was issued on an occurrence basis with \$1.0 each occurrence, up to a maximum of \$3.0 annually. MedStar St. Mary's Hospital also maintained an umbrella excess policy in the amount of \$5.0. At the time of the transition of the primary coverage to GFIL, the tail liability for the claims made program was moved into GFIL.

The Corporation, in the normal course of business, is a party to a number of legal and regulatory proceedings. Management does not expect that the results of these proceedings will have a material adverse effect on the consolidated financial position or results of operations of the Corporation.

MEDSTAR HEALTH, INC.

Notes to Consolidated Financial Statements

June 30, 2012 and 2011

(Dollars in millions)

(11) Unrestricted Net Assets

The Corporation accounts for and present noncontrolling interests in a consolidated subsidiary as a separate component of the appropriate class of consolidated net assets. The income attributable to noncontrolling interests is included within operating income on the consolidated statements of operations and changes in net assets. The following table presents a reconciliation of the changes in consolidated unrestricted net assets attributable to the Corporation's controlling interest and noncontrolling interest, including amounts such as the performance indicator and other changes in unrestricted net assets as of and for the years ended June 30, 2012 and 2011.

	MedStar Health, Inc.	Noncontrolling interests	Total unrestricted net assets
Balance as of June 30, 2010	\$ 643.9	9.4	653.3
Excess of revenues over expenses	208.1	4.1	212.2
Change in funded status of defined benefit plans	47.4	—	47.4
Net assets released for property and equipment	5.0	—	5.0
Distributions to noncontrolling interests	—	(5.7)	(5.7)
Increase (decrease) in unrestricted net assets	260.5	(1.6)	258.9
Balance as of June 30, 2011	904.4	7.8	912.2
Excess of revenues over expenses	65.7	4.2	69.9
Change in funded status of defined benefit plans	(250.8)	—	(250.8)
Net assets released for property and equipment	7.6	—	7.6
Distributions to noncontrolling interests	—	(3.3)	(3.3)
(Decrease) increase in unrestricted net assets	(177.5)	0.9	(176.6)
Balance as of June 30, 2012	\$ 726.9	8.7	735.6

MEDSTAR HEALTH, INC.

Notes to Consolidated Financial Statements

June 30, 2012 and 2011

(Dollars in millions)

(12) Temporarily and Permanently Restricted Net Assets

Temporarily and permanently restricted net assets as of June 30, 2012 and 2011 are available for the following purposes

	<u>2012</u>	<u>2011</u>
Temporary restrictions		
Interest in net assets of foundation	\$ 48.5	49.2
Other	32.0	36.2
	<u>\$ 80.5</u>	<u>85.4</u>
Permanent restrictions		
Investments to be held in perpetuity, the income from which is available to support health care services	\$ 37.4	37.7

Temporarily restricted net assets are available for the purposes of purchasing property and equipment, providing health education, research and other healthcare services

(13) Endowment Net Assets

The Corporation's endowments consist of individual donor-restricted funds established for a variety of purposes. Net assets associated with endowment funds are classified and reported based on the existence or absence of donor-imposed restrictions

(a) *Interpretation of Relevant Law*

The Corporation has interpreted the State Prudent Management of Institutional Funds Act (SPMIFA) as requiring the preservation of the fair value of the original gift as of the gift date of the donor-restricted endowment funds absent explicit donor stipulations to the contrary. As a result of this interpretation, the Corporation classifies as permanently restricted net assets (a) the original value of gifts donated to the permanent endowment, (b) the original value of subsequent gifts to the permanent endowment, and (c) accumulations to the permanent endowment made in accordance with the direction of the applicable donor gift instrument at the time the accumulation is added to the fund. The remaining portion of the donor-restricted endowment fund that is not classified in permanently restricted net assets is classified as temporarily restricted net assets until those amounts are appropriated for expenditure by the organization in a manner consistent with the standard of prudence prescribed by SPMIFA. In accordance with SPMIFA, the Corporation considers the following factors in making a determination to appropriate or accumulate donor-restricted endowment funds

- (1) The duration and preservation of the fund
- (2) The purposes of the Corporation and the donor-restricted endowment fund
- (3) General economic conditions

MEDSTAR HEALTH, INC.

Notes to Consolidated Financial Statements

June 30, 2012 and 2011

(Dollars in millions)

- (4) The possible effect of inflation and deflation
- (5) The expected total return from income and the appreciation of investments
- (6) Other resources of the Corporation
- (7) The investment policies of the Corporation

(b) Endowment Net Assets Consist of the Following at June 30, 2012

	<u>Unrestricted</u>	<u>Temporarily restricted</u>	<u>Permanently restricted</u>	<u>Total</u>
Donor-restricted endowment funds	\$ (0.4)	1.4	37.4	38.4
Total endowed net assets	<u>\$ (0.4)</u>	<u>1.4</u>	<u>37.4</u>	<u>38.4</u>

(c) Endowment Net Assets Consist of the Following at June 30, 2011

	<u>Unrestricted</u>	<u>Temporarily restricted</u>	<u>Permanently restricted</u>	<u>Total</u>
Donor-restricted endowment funds	\$ (0.2)	1.7	37.7	39.2
Total endowed net assets	<u>\$ (0.2)</u>	<u>1.7</u>	<u>37.7</u>	<u>39.2</u>

(d) Funds with Deficiencies

From time to time, the fair value of assets associated with individual donor-restricted endowment funds may fall below the level that the donor or SPMIFA requires the Corporation to retain as a fund of perpetual duration. In accordance with U.S. generally accepted accounting principles, deficiencies of this nature that are reported in unrestricted net assets were \$0.4 and \$0.2 as of June 30, 2012 and 2011, respectively. These deficiencies resulted from unfavorable market fluctuations.

(e) Investment Strategies

The Corporation has adopted policies for corporate investments, including endowment assets, that seek to maximize risk-adjusted returns with preservation of principal. Endowment assets include those assets of donor-restricted funds that the Corporation must hold in perpetuity or for a donor-specified period(s). The endowment assets are invested in a manner that is intended to hold a mix of investment assets designed to meet the objectives of the account. The Corporation expects its

MEDSTAR HEALTH, INC.

Notes to Consolidated Financial Statements

June 30, 2012 and 2011

(Dollars in millions)

endowment funds, over time, to provide an average rate of return that generates earnings to achieve the endowment purpose

To satisfy its long-term rate-of-return objectives, the Corporation relies on a total return strategy in which investment returns are achieved through both capital appreciation (realized and unrealized) and current yield (interest and dividends). The Corporation employs a diversified asset allocation structure to achieve its long-term return objectives within prudent risk constraints.

The Corporation monitors the endowment funds returns and appropriates average returns for use. In establishing this practice, the Corporation considered the long-term expected return on its endowment. This is consistent with the Corporation's objective to maintain the purchasing power of the endowment assets held in perpetuity or for a specified term as well as to provide additional real growth through new gifts and investment return.

(14) Income Taxes

The Corporation and the majority of its subsidiaries are not-for-profit corporations as defined in Section 501(c)(3) of the Internal Revenue Code (the Code) and are exempt from federal income taxes under Section 501(a) of the Code. The Corporation's tax-exempt businesses generate nominal amounts of unrelated business income subject to income tax. For corporate income tax purposes, the Corporation has two consolidated groups of for-profit, taxable entities. The parent companies of these groups are Parkway Ventures, Inc. and MedStar Enterprises, Inc.

The Corporation's taxable subsidiaries have approximately \$233.0 of net operating loss (NOL) carryforwards as of June 30, 2012, which expire in varying periods through 2032, available to offset future taxable income. This NOL carryforward represents \$88.5 of gross deferred tax assets. In assessing the realizability of deferred tax assets, management considers whether it is more likely than not that some portion or all of the deferred tax assets will not be realized. The ultimate realization of deferred tax assets is dependent upon the generation of future taxable income during the periods in which those temporary differences become deductible. Management considers the scheduled reversal of deferred tax liabilities, projected future taxable income, and tax planning strategies in making this assessment. At June 30, 2012, the Corporation increased its net deferred tax asset by \$4.3, which was recorded in nonoperating income. At June 30, 2011, the Corporation increased its net deferred tax asset by \$1.4, which was recorded in nonoperating income. The remaining amount of the deferred tax asset considered realizable, \$29.7, could be reduced if estimates of future taxable income during the carry forward period are reduced. The current tax provisions for the years ended June 30, 2012 and 2011 were immaterial.

MEDSTAR HEALTH, INC.

Notes to Consolidated Financial Statements

June 30, 2012 and 2011

(Dollars in millions)

(15) Charity Care

The Corporation's hospitals utilize a cost to charge ratio methodology to convert charity care to cost. The estimated cost of services provided is determined based on the relationship of total operating costs to gross charges. Total operating costs for purposes of this ratio exclude bad debt expense as well as costs associated with community benefit activities. Total gross patient charges are then offset with any related reimbursements. The Corporation provided \$48.2 and \$41.4 of charity care at cost during the years ended June 30, 2012 and 2011, respectively, based on the cost to charge ratio.

In addition to charity care, the Corporation funds numerous programs designed to benefit the healthcare interests of the communities it serves, examples of which are health education programs and services, health information and referral services, school-based clinics, public health screenings and home care. The costs associated with these programs are recorded in the appropriate operating expense categories.

(16) Leases

The Corporation is obligated under various operating leases with initial terms of one year or more. Aggregate future minimum payments as of June 30, 2012 are as follows:

2013	\$	39.4
2014		32.3
2015		19.5
2016		14.9
2017		10.4
2018 and thereafter		<u>35.3</u>
Total minimum lease payments	\$	<u><u>151.8</u></u>

Certain leases include provisions allowing the minimum rental payments to be adjusted annually for increases in operating costs and, in some cases, real estate taxes attributable to leased property. Total rental expense for all operating leases amounted to approximately \$59.0 and \$59.1 during the years ended June 30, 2012 and 2011, respectively.

(17) Commitments and Contingencies

In February 2000 and on June 30, 2000, the Corporation and Georgetown University (the University) signed certain definitive agreements whereby the Corporation would receive through purchase or capital lease substantially all of the assets (including working capital) owned by the University that constitutes the MedStar Georgetown University Hospital, the Community Practice Network, the Faculty Practice Group and certain office buildings and a parking lot on the campus (collectively referred to as the Transferred Businesses). These agreements became effective July 1, 2000 and transferred control of the identified physical plant and other real property assets of the Transferred Businesses to the Corporation for use as an academic medical center for a minimum of ninety-eight years. At the end of the one hundred and fifty year lease term (including a fifty-two year renewal), the University shall convey all leased assets, excluding the underlying land, to the Corporation for a nominal amount and enter into a rent-free ground lease for the

MEDSTAR HEALTH, INC.

Notes to Consolidated Financial Statements

June 30, 2012 and 2011

(Dollars in millions)

Corporation's use This transaction was accounted for under the purchase method of accounting effective July 1, 2000

In recognition of the value of the transaction, the Corporation shall annually pay the University 50% of the amount by which the combined operating earnings before interest, taxes, depreciation and amortization (EBITDA), as defined in the asset purchase agreement, of certain entities of the Corporation in the Washington D C area (collectively referred to as the Washington Clinical Enterprises) exceeds \$60 0, subject to certain adjustments These additional payments expire when cumulative payments reach \$70 0 The amounts due under these agreements were approximately \$10 0 and \$0 at June 30, 2012 and 2011, respectively The Corporation paid \$1 7 to the University through the year ended June 30, 2012

The Corporation also entered into an Academic Affiliation and Operations Agreement (Affiliation Agreement) with the University The purpose of this agreement is to make available to the University the facilities of the Transferred Businesses and provide the Corporation with a first-class University medical center The University shall make payments to the Corporation determined by multiplying the University School of Medicine's total undergraduate tuition revenue by 36% for providing teaching services The Corporation recognized \$12 3 and \$15 0 of tuition revenue during the years ended June 30, 2012 and 2011, respectively In support of academic programs at the University, for each fiscal year following the termination of the additional payment terms in the asset purchase agreement described above, the Corporation shall pay to the University 17 5% of the operating EBITDA of the Washington Clinical Enterprises in excess of \$60 0, subject to certain adjustments No amounts were due under this Affiliation Agreement at June 30, 2012

The Corporation and the University also entered into a Research Agreement to sustain and advance a program of health-related University research at the Transferred Business facilities Under this agreement the University is required to reimburse the Corporation for certain costs incurred by the Corporation in support of University sponsored research Amounts reimbursed to the Corporation were \$3 0 and \$2 8 for the years ended June 30, 2012 and 2011, respectively

MedStar Georgetown University Hospital and the University are parties to a fixed fee shared services agreement Georgetown University provided to MedStar Georgetown University Hospital the following services utilities, telephone/IT services, transportation services and library services Expenses charged for such services were \$12 3 and \$11 9 for 2012 and 2011, respectively

The MedStar Washington Hospital Center campus is subject to the lien of a Permitted Encumbrance in the amount of \$21 5 to the United States government This encumbrance was created in the deed of the hospital property from the United States government to MedStar Washington Hospital Center in February 1960 There is no repayment date for this lien stated in the deed Under enabling legislation, repayment could be required after a determination that the property is no longer required for hospital services or the property is disposed of, in which event all or a portion of the lien may be payable to the government This lien is subordinated to the Deed of Trust on the MedStar Washington Hospital Center campus

MEDSTAR HEALTH, INC.

Notes to Consolidated Financial Statements

June 30, 2012 and 2011

(Dollars in millions)

(18) Functional Expenses

The Corporation considers integrated health services, research and management and general to be its primary functional categories for purposes of expense classification. Management and general include information systems, general corporate management, advertising and marketing. Functional categories of expenses for the years ended June 30, 2012 and 2011 are as follows:

	<u>2012</u>	<u>2011</u>
Integrated health services	\$ 3,321.8	3,180.0
Management and general	713.1	713.3
Research	30.9	32.5
Fundraising	7.8	8.4
	<u>\$ 4,073.6</u>	<u>3,934.2</u>

(19) Subsequent Events

Management evaluated all events and transactions that occurred after June 30, 2012 and through October 10, 2012. In July 2012, the Corporation drew \$9.0 from the line of credit to provide interim financing to a joint venture in which the Corporation maintains an equity interest. The joint venture will be liquidated and as a result repayment is expected within the next six months.

The Corporation entered into an agreement with Southern Maryland Hospital on July 27, 2012, with the intention to purchase certain assets with respect to the business. The transaction is under regulatory review and is expected to close in the Corporation's second quarter of fiscal year 2013. The Corporation did not have any events that were required to be recognized.