




See a Social Security Number? Say Something!
Report Privacy Problems to <https://public.resource.org/privacy>
Or call the IRS Identity Theft Hotline at 1-800-908-4490



Form 990  Department of the Treasury Internal Revenue Service	Return of Organization Exempt From Income Tax Under section 501(c), 527, or 4947(a)(1) of the Internal Revenue Code (except black lung benefit trust or private foundation)	OMB No 1545-0047 <div> <div>2011</div> <div>Open to Public Inspection</div> </div>
	The organization may have to use a copy of this return to satisfy state reporting requirements	

A For the 2011 calendar year, or tax year beginning 07-01-2011 and ending 06-30-2012			
B Check if applicable <input type="checkbox"/> Address change <input type="checkbox"/> Name change <input type="checkbox"/> Initial return <input type="checkbox"/> Terminated <input type="checkbox"/> Amended return <input type="checkbox"/> Application pending	C Name of organization CARRINGTON HEALTH CENTER		D Employer identification number 45-0227311
	Doing Business As		E Telephone number (701) 652-3141
	Number and street (or P O box if mail is not delivered to street address) 800 North 4th Street	Room/suite	G Gross receipts \$ 17,802,662
	City or town, state or country, and ZIP + 4 Carrington, ND 58421		
	F Name and address of principal officer MARIANN DOELING 800 N 4th St Carrington, ND 58421		H(a) Is this a group return for affiliates? <input type="checkbox"/> Yes <input checked="" type="checkbox"/> No H(b) Are all affiliates included? <input type="checkbox"/> Yes <input type="checkbox"/> No If "No," attach a list (see instructions) H(c) Group exemption number ▶ 0928
I Tax-exempt status <input checked="" type="checkbox"/> 501(c)(3) <input type="checkbox"/> 501(c) () ◀ (Insert no) <input type="checkbox"/> 4947(a)(1) or <input type="checkbox"/> 527			
J Website: ▶ CARRINGTONHEALTHCENTER.ORG			
K Form of organization <input checked="" type="checkbox"/> Corporation <input type="checkbox"/> Trust <input type="checkbox"/> Association <input type="checkbox"/> Other ▶		L Year of formation 1916	M State of legal domicile ND

Part I		Summary	
Activities & Governance	1 Briefly describe the organization's mission or most significant activities TO STRIVE TO BE THE BEST HOSPITAL IN NORTH DAKOTA BY PROVIDING THE HIGHEST QUALITY OF CARE		
	2 Check this box <input type="checkbox"/> if the organization discontinued its operations or disposed of more than 25% of its net assets		
	3 Number of voting members of the governing body (Part VI, line 1a)	3	10
	4 Number of independent voting members of the governing body (Part VI, line 1b)	4	8
	5 Total number of individuals employed in calendar year 2011 (Part V, line 2a)	5	195
6 Total number of volunteers (estimate if necessary)	6	163	
7a Total unrelated business revenue from Part VIII, column (C), line 12	7a	165	
b Net unrelated business taxable income from Form 990-T, line 34	7b	0	
Revenue	8 Contributions and grants (Part VIII, line 1h)	Prior Year	Current Year
	9 Program service revenue (Part VIII, line 2g)	347,857	183,665
	10 Investment income (Part VIII, column (A), lines 3, 4, and 7d)	14,390,684	15,775,847
	11 Other revenue (Part VIII, column (A), lines 5, 6d, 8c, 9c, 10c, and 11e)	279,414	192,005
	12 Total revenue—add lines 8 through 11 (must equal Part VIII, column (A), line 12)	332,815	1,651,145
		15,350,770	17,802,662
Expenses	13 Grants and similar amounts paid (Part IX, column (A), lines 1–3)	7,293	10,366
	14 Benefits paid to or for members (Part IX, column (A), line 4)	0	0
	15 Salaries, other compensation, employee benefits (Part IX, column (A), lines 5–10)	7,750,554	8,028,560
	16a Professional fundraising fees (Part IX, column (A), line 11e)	0	0
	b Total fundraising expenses (Part IX, column (D), line 25) <input checked="" type="checkbox"/> 149,177		
	17 Other expenses (Part IX, column (A), lines 11a–11d, 11f–24e)	6,417,322	7,702,438
	18 Total expenses Add lines 13–17 (must equal Part IX, column (A), line 25)	14,175,169	15,741,364
	19 Revenue less expenses Subtract line 18 from line 12	1,175,601	2,061,298
Net Assets or Fund Balances		Beginning of Current Year	End of Year
	20 Total assets (Part X, line 16)	10,000,949	10,579,513
	21 Total liabilities (Part X, line 26)	2,010,545	765,358
	22 Net assets or fund balances Subtract line 21 from line 20	7,990,404	9,814,155

Part II		Signature Block	
Under penalties of perjury, I declare that I have examined this return, including accompanying schedules and statements, and to the best of my knowledge and belief, it is true, correct, and complete. Declaration of preparer (other than officer) is based on all information of which preparer has any knowledge.			
Sign Here	<div> <div></div> <div>Signature of officer</div> </div>		<div> <div></div> <div>2013-05-14</div> </div> <div>Date</div>
	<div> <div></div> <div>JENNIFER HOORNAERT CONTROLLER</div> </div> <div>Type or print name and title</div>		
Paid Preparer's Use Only	<div>Preparer's signature</div> <div> <div></div> <div>Kimberly Steenhoek</div> </div>	<div>Date</div>	<div>Check if self-employed</div> <div><input checked="" type="checkbox"/></div>
	<div>Preparer's taxpayer identification number (see instructions)</div> <div>P01201968</div>		
	<div>Firm's name (or yours if self-employed), address, and ZIP + 4</div> <div> <div>CATHOLIC HEALTH INITIATIVES</div> <div>198 INVERNESS DRIVE WEST</div> <div>ENGLEWOOD, CO 80112</div> </div>	<div>EIN</div> <div>47-0617373</div>	
		<div>Phone no</div> <div>(303) 298-9100</div>	
<div>May the IRS discuss this return with the preparer shown above? (see instructions)</div> <div> <input checked="" type="checkbox"/> Yes <input type="checkbox"/> No </div>			

May the IRS discuss this return with the preparer shown above? (see instructions) ☒ Yes ☐ No

Part III

Statement of Program Service Accomplishments

Check if Schedule O contains a response to any question in this Part III ☐ Yes ☒ No

1

Briefly describe the organization's mission

THE ORGANIZATION'S MISSION IS TO NURTURE THE HEALING MINISTRY OF THE CHURCH BY BRINGING IT NEW LIFE, ENERGY AND VIABILITY IN THE 21ST CENTURY FIDELITY TO THE GOSPEL URGES US TO EMPHASIZE HUMAN DIGNITY AND SOCIAL JUSTICE AS WE MOVE TOWARD THE CREATION OF HEALTHIER COMMUNITIES

2

Did the organization undertake any significant program services during the year which were not listed on the prior Form 990 or 990-EZ? ☐ Yes ☒ No

If "Yes," describe these new services on Schedule O

3

Did the organization cease conducting, or make significant changes in how it conducts, any program services? ☐ Yes ☒ No

If "Yes," describe these changes on Schedule O

4

Describe the organization's program service accomplishments for each of its three largest program services, as measured by expenses Section 501(c)(3) and 501(c)(4) organizations and section 4947(a)(1) trusts are required to report the amount of grants and allocations to others, the total expenses, and revenue, if any, for each program service reported

4a

(Code) (Expenses \$ 12,490,495 including grants of \$ 10,366) (Revenue \$ 15,775,847)

SEE SCH H

4b

(Code) (Expenses \$ including grants of \$) (Revenue \$)

4c

(Code) (Expenses \$ including grants of \$) (Revenue \$)

4d

Other program services (Describe in Schedule O)











(Expenses \$ including grants of \$) (Revenue \$)

4e

Total program service expenses \$ 12,490,495

Part IV

Checklist of Required Schedules

		Yes	No
1	Is the organization described in section 501(c)(3) or 4947(a)(1) (other than a private foundation)? If "Yes," complete Schedule A 	1	Yes
2	Is the organization required to complete Schedule B, Schedule of Contributors (see instructions)? 	2	Yes
3	Did the organization engage in direct or indirect political campaign activities on behalf of or in opposition to candidates for public office? If "Yes," complete Schedule C, Part I	3	No
4	Section 501(c)(3) organizations. Did the organization engage in lobbying activities, or have a section 501(h) election in effect during the tax year? If "Yes," complete Schedule C, Part II 	4	Yes
5	Is the organization a section 501(c)(4), 501(c)(5), or 501(c)(6) organization that receives membership dues, assessments, or similar amounts as defined in Revenue Procedure 98-19? If "Yes," complete Schedule C, Part III	5	
6	Did the organization maintain any donor advised funds or any similar funds or accounts for which donors have the right to provide advice on the distribution or investment of amounts in such funds or accounts? If "Yes," complete Schedule D, Part I	6	No
7	Did the organization receive or hold a conservation easement, including easements to preserve open space, the environment, historic land areas or historic structures? If "Yes," complete Schedule D, Part II	7	No
8	Did the organization maintain collections of works of art, historical treasures, or other similar assets? If "Yes," complete Schedule D, Part III	8	No
9	Did the organization report an amount in Part X, line 21, serve as a custodian for amounts not listed in Part X, or provide credit counseling, debt management, credit repair, or debt negotiation services? If "Yes," complete Schedule D, Part IV	9	No
10	Did the organization, directly or through a related organization, hold assets in temporarily restricted endowments, permanent endowments, or quasi-endowments? If "Yes," complete Schedule D, Part V	10	No
11	If the organization's answer to any of the following questions is 'Yes,' then complete Schedule D, Parts VI, VII, VIII, IX, or X as applicable		
a	Did the organization report an amount for land, buildings, and equipment in Part X, line 10? If "Yes," complete Schedule D, Part VI. 	11a	Yes
b	Did the organization report an amount for investments—other securities in Part X, line 12 that is 5% or more of its total assets reported in Part X, line 16? If "Yes," complete Schedule D, Part VII. 	11b	Yes
c	Did the organization report an amount for investments—program related in Part X, line 13 that is 5% or more of its total assets reported in Part X, line 16? If "Yes," complete Schedule D, Part VIII.	11c	No
d	Did the organization report an amount for other assets in Part X, line 15 that is 5% or more of its total assets reported in Part X, line 16? If "Yes," complete Schedule D, Part IX.	11d	No
e	Did the organization report an amount for other liabilities in Part X, line 25? If "Yes," complete Schedule D, Part X. 	11e	Yes
f	Did the organization's separate or consolidated financial statements for the tax year include a footnote that addresses the organization's liability for uncertain tax positions under FIN 48 (ASC 740)? If "Yes," complete Schedule D, Part X. 	11f	Yes
12a	Did the organization obtain separate, independent audited financial statements for the tax year? If "Yes," complete Schedule D, Parts XI, XII, and XIII	12a	No
b	Was the organization included in consolidated, independent audited financial statements for the tax year? If "Yes," and if the organization answered 'No' to line 12a, then completing Schedule D, Parts XI, XII, and XIII is optional 	12b	Yes
13	Is the organization a school described in section 170(b)(1)(A)(ii)? If "Yes," complete Schedule E	13	No
14a	Did the organization maintain an office, employees, or agents outside of the United States?	14a	No
b	Did the organization have aggregate revenues or expenses of more than \$10,000 from grantmaking, fundraising, business, investment, and program service activities outside the United States, or aggregate foreign investments valued at \$100,000 or more? If "Yes," complete Schedule F, Part I	14b	No
15	Did the organization report on Part IX, column (A), line 3, more than \$5,000 of grants or assistance to any organization or entity located outside the U S ? If "Yes," complete Schedule F, Part II and IV	15	No
16	Did the organization report on Part IX, column (A), line 3, more than \$5,000 of aggregate grants or assistance to individuals located outside the U S ? If "Yes," complete Schedule F, Part III and IV	16	No
17	Did the organization report a total of more than \$15,000, of expenses for professional fundraising services on Part IX, column (A), lines 6 and 11e? If "Yes," complete Schedule G, Part I	17	No
18	Did the organization report more than \$15,000 total of fundraising event gross income and contributions on Part VIII, lines 1c and 8a? If "Yes," complete Schedule G, Part II	18	No
19	Did the organization report more than \$15,000 of gross income from gaming activities on Part VIII, line 9a? If "Yes," complete Schedule G, Part III	19	No
20a	Did the organization operate one or more hospitals? If "Yes," complete Schedule H 	20a	Yes
b	If "Yes" to line 20a, did the organization attach its audited financial statement to this return? Note. All Form 990 filers that operated one or more hospitals must attach audited financial statements 	20b	Yes

Part IV

Checklist of Required Schedules (continued)

21	Did the organization report more than \$5,000 of grants and other assistance to governments and organizations in the United States on Part IX, column (A), line 1? <i>If "Yes," complete Schedule I, Parts I and II</i>	21		No
22	Did the organization report more than \$5,000 of grants and other assistance to individuals in the United States on Part IX, column (A), line 2? <i>If "Yes," complete Schedule I, Parts I and III</i>	22	Yes	
23	Did the organization answer "Yes" to Part VII, Section A, questions 3, 4, or 5, about compensation of the organization's current and former officers, directors, trustees, key employees, and highest compensated employees? <i>If "Yes," complete Schedule J</i>	23	Yes	
24a	Did the organization have a tax-exempt bond issue with an outstanding principal amount of more than \$100,000 as of the last day of the year, that was issued after December 31, 2002? <i>If "Yes," answer questions 24b-24d and complete Schedule K. If "No," go to line 25</i>	24a		No
b	Did the organization invest any proceeds of tax-exempt bonds beyond a temporary period exception?	24b		
c	Did the organization maintain an escrow account other than a refunding escrow at any time during the year to defease any tax-exempt bonds?	24c		
d	Did the organization act as an "on behalf of" issuer for bonds outstanding at any time during the year?	24d		
25a	Section 501(c)(3) and 501(c)(4) organizations. Did the organization engage in an excess benefit transaction with a disqualified person during the year? <i>If "Yes," complete Schedule L, Part I</i>	25a		No
b	Is the organization aware that it engaged in an excess benefit transaction with a disqualified person in a prior year, and that the transaction has not been reported on any of the organization's prior Forms 990 or 990-EZ? <i>If "Yes," complete Schedule L, Part I</i>	25b		No
26	Was a loan to or by a current or former officer, director, trustee, key employee, highly compensated employee, or disqualified person outstanding as of the end of the organization's tax year? <i>If "Yes," complete Schedule L, Part II</i>	26	Yes	
27	Did the organization provide a grant or other assistance to an officer, director, trustee, key employee, substantial contributor, or a grant selection committee member, or to a person related to such an individual? <i>If "Yes," complete Schedule L, Part III</i>	27		No
28	Was the organization a party to a business transaction with one of the following parties? (see Schedule L, Part IV instructions for applicable filing thresholds, conditions, and exceptions)			
a	A current or former officer, director, trustee, or key employee? <i>If "Yes," complete Schedule L, Part IV</i>	28a		No
b	A family member of a current or former officer, director, trustee, or key employee? <i>If "Yes," complete Schedule L, Part IV</i>	28b		No
c	An entity of which a current or former officer, director, trustee, or key employee (or a family member thereof) was an officer, director, trustee, or owner? <i>If "Yes," complete Schedule L, Part IV</i>	28c		No
29	Did the organization receive more than \$25,000 in non-cash contributions? <i>If "Yes," complete Schedule M</i>	29		No
30	Did the organization receive contributions of art, historical treasures, or other similar assets, or qualified conservation contributions? <i>If "Yes," complete Schedule M</i>	30		No
31	Did the organization liquidate, terminate, or dissolve and cease operations? <i>If "Yes," complete Schedule N, Part I</i>	31		No
32	Did the organization sell, exchange, dispose of, or transfer more than 25% of its net assets? <i>If "Yes," complete Schedule N, Part II</i>	32		No
33	Did the organization own 100% of an entity disregarded as separate from the organization under Regulations sections 301.7701-2 and 301.7701-3? <i>If "Yes," complete Schedule R, Part I</i>	33		No
34	Was the organization related to any tax-exempt or taxable entity? <i>If "Yes," complete Schedule R, Parts II, III, IV, and V, line 1</i>	34	Yes	
35a	Is any related organization a controlled entity of the filing organization within the meaning of section 512(b)(13)?	35a		No
b	Did the organization receive any payment from or engage in any transaction with a controlled entity within the meaning of section 512(b)(13)? <i>If "Yes," complete Schedule R, Part V, line 2</i>	35b		No
36	Section 501(c)(3) organizations. Did the organization make any transfers to an exempt non-charitable related organization? <i>If "Yes," complete Schedule R, Part V, line 2</i>	36		No
37	Did the organization conduct more than 5% of its activities through an entity that is not a related organization and that is treated as a partnership for federal income tax purposes? <i>If "Yes," complete Schedule R, Part VI</i>	37		No
38	Did the organization complete Schedule O and provide explanations in Schedule O for Part VI, lines 11 and 19? Note. All Form 990 filers are required to complete Schedule O	38	Yes	

Part V Statements Regarding Other IRS Filings and Tax Compliance						
Check if Schedule O contains a response to any question in this Part V <input type="checkbox"/>						
		Yes	No			
1a	Enter the number reported in Box 3 of Form 1096. Enter -0- if not applicable. .	1a	23			
b	Enter the number of Forms W-2G included in line 1a. Enter -0- if not applicable.	1b	0			
c	Did the organization comply with backup withholding rules for reportable payments to vendors and reportable gaming (gambling) winnings to prize winners?	1c	Yes			
2a	Enter the number of employees reported on Form W-3, <i>Transmittal of Wage and Tax Statements</i> filed for the calendar year ending with or within the year covered by this return.	2a	195			
b	If at least one is reported on line 2a, did the organization file all required federal employment tax returns? Note. If the sum of lines 1a and 2a is greater than 250, you may be required to e-file (see instructions).	2b	Yes			
3a	Did the organization have unrelated business gross income of \$1,000 or more during the year?	3a				No
b	If "Yes," has it filed a Form 990-T for this year? If "No," provide an explanation in Schedule O.	3b				
4a	At any time during the calendar year, did the organization have an interest in, or a signature or other authority over, a financial account in a foreign country (such as a bank account or securities account)?	4a				No
b	If "Yes," enter the name of the foreign country: See instructions for filing requirements for Form TD F 90-22.1, Report of Foreign Bank and Financial Accounts.					
5a	Was the organization a party to a prohibited tax shelter transaction at any time during the tax year?	5a				No
b	Did any taxable party notify the organization that it was or is a party to a prohibited tax shelter transaction?	5b				No
c	If "Yes" to line 5a or 5b, did the organization file Form 8886-T?	5c				
6a	Does the organization have annual gross receipts that are normally greater than \$100,000, and did the organization solicit any contributions that were not tax deductible?	6a				No
b	If "Yes," did the organization include with every solicitation an express statement that such contributions or gifts were not tax deductible?	6b				
7	Organizations that may receive deductible contributions under section 170(c).					
a	Did the organization receive a payment in excess of \$75 made partly as a contribution and partly for goods and services provided to the payor?	7a				No
b	If "Yes," did the organization notify the donor of the value of the goods or services provided?	7b				
c	Did the organization sell, exchange, or otherwise dispose of tangible personal property for which it was required to file Form 8282?	7c				No
d	If "Yes," indicate the number of Forms 8282 filed during the year.	7d				
e	Did the organization receive any funds, directly or indirectly, to pay premiums on a personal benefit contract?	7e				No
f	Did the organization, during the year, pay premiums, directly or indirectly, on a personal benefit contract?	7f				No
g	If the organization received a contribution of qualified intellectual property, did the organization file Form 8899 as required?	7g				
h	If the organization received a contribution of cars, boats, airplanes, or other vehicles, did the organization file a Form 1098-C?	7h				
8	Sponsoring organizations maintaining donor advised funds and section 509(a)(3) supporting organizations. Did the supporting organization, or a donor advised fund maintained by a sponsoring organization, have excess business holdings at any time during the year?	8				
9	Sponsoring organizations maintaining donor advised funds.					
a	Did the organization make any taxable distributions under section 4966?	9a				
b	Did the organization make a distribution to a donor, donor advisor, or related person?	9b				
10	Section 501(c)(7) organizations. Enter					
a	Initiation fees and capital contributions included on Part VIII, line 12.	10a				
b	Gross receipts, included on Form 990, Part VIII, line 12, for public use of club facilities.	10b				
11	Section 501(c)(12) organizations. Enter					
a	Gross income from members or shareholders.	11a				
b	Gross income from other sources (Do not net amounts due or paid to other sources against amounts due or received from them).	11b				
12a	Section 4947(a)(1) non-exempt charitable trusts. Is the organization filing Form 990 in lieu of Form 1041?	12a				
b	If "Yes," enter the amount of tax-exempt interest received or accrued during the year.	12b				
13	Section 501(c)(29) qualified nonprofit health insurance issuers.					
a	Is the organization licensed to issue qualified health plans in more than one state? Note. All 501(c)(29) organizations must list in Schedule O each state in which they are licensed to issue qualified health plans, the amount of reserves required by each state, and the amount of reserves the organization allocated to each state.	13a				
b	Enter the aggregate amount of reserves the organization is required to maintain by the states in which the organization is licensed to issue qualified health plans.	13b				
c	Enter the aggregate amount of reserves on hand.	13c				
14a	Did the organization receive any payments for indoor tanning services during the tax year?	14a				No
b	If "Yes," has it filed a Form 720 to report these payments? If "No," provide an explanation in Schedule O.	14b				

Part VI

Governance, Management, and Disclosure

For each "Yes" response to lines 2 through 7b below, and for a "No" response to lines 8a, 8b, or 10b below, describe the circumstances, processes, or changes in Schedule O. See instructions.
Check if Schedule O contains a response to any question in this Part VI

Section A. Governing Body and Management

		Yes	No
1a	Enter the number of voting members of the governing body at the end of the tax year		
1b	Enter the number of voting members included in line 1a, above, who are independent		
2	Did any officer, director, trustee, or key employee have a family relationship or a business relationship with any other officer, director, trustee, or key employee?	Yes	
3	Did the organization delegate control over management duties customarily performed by or under the direct supervision of officers, directors or trustees, or key employees to a management company or other person?		No
4	Did the organization make any significant changes to its governing documents since the prior Form 990 was filed?		No
5	Did the organization become aware during the year of a significant diversion of the organization's assets?		No
6	Did the organization have members or stockholders?	Yes	
7a	Did the organization have members, stockholders, or other persons who had the power to elect or appoint one or more members of the governing body?	Yes	
7b	Are any governance decisions of the organization reserved to (or subject to approval by) members, stockholders, or persons other than the governing body?	Yes	
8	Did the organization contemporaneously document the meetings held or written actions undertaken during the year by the following		
8a	The governing body?	Yes	
8b	Each committee with authority to act on behalf of the governing body?	Yes	
9	Is there any officer, director, trustee, or key employee listed in Part VII, Section A, who cannot be reached at the organization's mailing address? If "Yes," provide the names and addresses in Schedule O		No

Section B. Policies

(This Section B requests information about policies not required by the Internal Revenue Code.)

		Yes	No
10a	Did the organization have local chapters, branches, or affiliates?		No
10b	If "Yes," did the organization have written policies and procedures governing the activities of such chapters, affiliates, and branches to ensure their operations are consistent with the organization's exempt purposes?		
11a	Has the organization provided a complete copy of this Form 990 to all members of its governing body before filing the form?	Yes	
11b	Describe in Schedule O the process, if any, used by the organization to review the Form 990		
12a	Did the organization have a written conflict of interest policy? If "No," go to line 13	Yes	
12b	Were officers, directors or trustees, and key employees required to disclose annually interests that could give rise to conflicts?	Yes	
12c	Did the organization regularly and consistently monitor and enforce compliance with the policy? If "Yes," describe in Schedule O how this was done	Yes	
13	Did the organization have a written whistleblower policy?	Yes	
14	Did the organization have a written document retention and destruction policy?		No
15	Did the process for determining compensation of the following persons include a review and approval by independent persons, comparability data, and contemporaneous substantiation of the deliberation and decision?		
15a	The organization's CEO, Executive Director, or top management official		No
15b	Other officers or key employees of the organization	Yes	
	If "Yes," to line 15a or 15b, describe the process in Schedule O (see instructions)		
16a	Did the organization invest in, contribute assets to, or participate in a joint venture or similar arrangement with a taxable entity during the year?		No
16b	If "Yes," did the organization follow a written policy or procedure requiring the organization to evaluate its participation in joint venture arrangements under applicable federal tax law, and take steps to safeguard the organization's exempt status with respect to such arrangements?		

Section C. Disclosure

17	List the States with which a copy of this Form 990 is required to be filed
18	Section 6104 requires an organization to make its Form 1023 (or 1024 if applicable), 990, and 990-T (501(c)(3)s only) available for public inspection. Indicate how you made these available. Check all that apply. <input type="checkbox"/> Own website <input type="checkbox"/> Another's website <input checked="" type="checkbox"/> Upon request
19	Describe in Schedule O whether (and if so, how), the organization made its governing documents, conflict of interest policy, and financial statements available to the public. See Additional Data Table.
20	State the name, physical address, and telephone number of the person who possesses the books and records of the organization. Jennifer Hoornaert 800 North 4th Street Carrington, ND 58421 (701) 652-7178

Part VII

Compensation of Officers, Directors, Trustees, Key Employees, Highest Compensated Employees, and Independent Contractors

Check if Schedule O contains a response to any question in this Part VII

Section A. Officers, Directors, Trustees, Key Employees, and Highest Compensated Employees

- 1a** Complete this table for all persons required to be listed. Report compensation for the calendar year ending with or within the organization's tax year.
- List all of the organization's **current** officers, directors, trustees (whether individuals or organizations), regardless of amount of compensation, and **current** key employees. Enter -0- in columns (D), (E), and (F) if no compensation was paid.
 - List all of the organization's **current** key employees, if any. See instructions for definition of "key employee."
 - List the organization's five **current** highest compensated employees (other than an officer, director, trustee or key employee) who received reportable compensation (Box 5 of Form W-2 and/or Box 7 of Form 1099-MISC) of more than \$100,000 from the organization and any related organizations.
 - List all of the organization's **former** officers, key employees, or highest compensated employees who received more than \$100,000 of reportable compensation from the organization and any related organizations.
 - List all of the organization's **former directors or trustees** that received, in the capacity as a former director or trustee of the organization, more than \$10,000 of reportable compensation from the organization and any related organizations.

List persons in the following order: individual trustees or directors; institutional trustees; officers; key employees; highest compensated employees; and former such persons.

Check this box if neither the organization nor any related organizations compensated any current or former officer, director, or trustee

(A) Name and Title	(B) Average hours per week (describe hours for related organizations in Schedule O)	(C) Position (do not check more than one box, unless person is both an officer and a director/trustee)						(D) Reportable compensation from the organization (W-2/1099-MISC)	(E) Reportable compensation from related organizations (W-2/1099-MISC)	(F) Estimated amount of other compensation from the organization and related organizations
		Individual trustee or director	Institutional Trustee	Officer	Key employee	Highest compensated employee	Former			
(1) ELLA GUTZKE VICE CHAIR	1.00	X		X				0	0	0
(2) MARIANN DOELING PRESIDENT / CEO	40.00	X		X				0	224,674	48,710
(3) MICHAEL MURPHY BOARD CHAIR	1.00	X		X				0	0	0
(4) DOUGLAS HARILDSTAD BOARD MEMBER	1.00	X						0	0	0
(5) JEFF PEPPLÉ BOARD MEMBER	1.00	X						0	0	0
(6) JEFFREY DROP BOARD MEMBER / CHI SVP DIVISION OFFICER	1.00	X						0	540,927	82,538
(7) KATHY HENDRICKSON BOARD MEMBER	1.00	X						0	0	0
(8) LORI SOLBERG BOARD MEMBER	1.00	X						0	0	0
(9) RENEE RIEDESEL BOARD MEMBER	1.00	X						0	0	0
(10) SCOTT BUCHHOLTZ BOARD MEMBER (PARTIAL YEAR)	1.00	X						0	0	0
(11) SHARON ALTENDORF BOARD MEMBER	1.00	X						0	0	0
(12) SR MAUREEN WALKER BOARD MEMBER (PARTIAL YEAR)	1.00	X						0	0	0
(13) JENNIFER HOORNAERT CONTROLLER	40.00			X				82,136	0	6,240
(14) INDER KHOKHA PHYSICIAN	40.00					X		445,475	0	28,460
(15) JACQUELINE NELSON PHYSICIAN ASSISTANT	40.00					X		136,643	0	11,650
(16) MICHAEL PAGE PHYSICIAN	40.00					X		361,671	0	39,716
(17) RICK GEIER PHYSICIAN	40.00					X		448,201	0	37,266

Part VII

1b	Sub-Total	▼			
c	Total from continuation sheets to Part VII, Section A	▼			
d	Total (add lines 1b and 1c)	▼	1,852,379	765,601	277,869

2 Total number of individuals (including but not limited to those listed in Item 1) who received more than \$100,000 of reportable compensation from the organization. **8**

		Yes	No
3	Did the organization list any former officer, director or trustee, key employee, or highest compensated employee on line 1a? <i>If "Yes," complete Schedule J for such individual</i>	3	No
4	For any individual listed on line 1a, is the sum of reportable compensation and other compensation from the organization and related organizations greater than \$150,000? <i>If "Yes," complete Schedule J for such individual</i>	4	Yes
5	Did any person listed on line 1a receive or accrue compensation from any unrelated organization or individual for services rendered to the organization? <i>If "Yes," complete Schedule J for such person</i>	5	No

Section B. Independent Contractors

1 Complete this table for your five highest compensated independent contractors that received more than \$100,000 of compensation from the organization. Report compensation for the calendar year ending with or within the organization's tax year.

(A) Name and business address	(B) Description of services	(C) Compensation
CENTRAL DAKOTA PHYSICAL THERAPY PC 800 N 4TH ST CARRINGTON, ND 58421	PHYSICAL THERAPY	462,152
DMS HEALTH TECHNOLOGIES SCS 12-2208 PO BOX 86 MINNEAPOLIS, MN 554862208	NUCLEAR MED, MRI	212,527
MCKESSON INFORMATION SOLUTIONS PO BOX 98347 CHICAGO, IL 606930001	BILLING SERVICES	173,976
R C SHEFLAND ANESTHESIA LTD 27040 COUNTY 9 BEMIDJI, MN 566019005	CRNA SERVICES	110,453
AVERA HEALTH 3900 WEST AVERA DR SUITE 301 SIOUX FALLS, SD 57108	EMERGENCY CARE SPECIALTY SERVICES	104,652

2 Total number of independent contractors (including but not limited to those listed above) who received more than \$100,000 of compensation from the organization ►5

Part VIII

Statement of Revenue

				(A) Total revenue	(B) Related or exempt function revenue	(C) Unrelated business revenue	(D) Revenue excluded from tax under sections 512, 513, or 514	
Contributions, gifts, grants and other similar amounts	1a	Federated campaigns . . .	1a					
	b	Membership dues	1b					
	c	Fundraising events	1c					
	d	Related organizations	1d					
	e	Government grants (contributions)	1e	55,650				
	f	All other contributions, gifts, grants, and similar amounts not included above	1f	128,015				
	g	Noncash contributions included in lines 1a-1f \$ _____						
	h	Total. Add lines 1a-1f		183,665				
Program Service Revenue			Business Code					
	2a	PATIENT SERVICES	900099	15,703,267	15,703,267			
	b	RENTAL INCOME	900099	66,546	66,546			
	c	EMERGENCY MEDICAL SERVICES	621910	5,300	5,300			
	d	INTERCOMPANY REVENUES	900099	734	734			
	e							
	f	All other program service revenue		0	0	0	0	
	g	Total. Add lines 2a-2f		15,775,847				
Other Revenue	3	Investment income (including dividends, interest and other similar amounts)		119,395		165	119,230	
	4	Income from investment of tax-exempt bond proceeds . .		0				
	5	Royalties		0				
	6a	(i) Real		(ii) Personal				
		0		0				
	d	Net rental income or (loss)		0				
	7a	(i) Securities		(ii) Other				
		63,810		8,800				
		63,810		8,800				
	d	Net gain or (loss)		72,610			72,610	
	8a	Gross income from fundraising events (not including \$ _____ of contributions reported on line 1c) See Part IV, line 18		a				
				b				
	c	Net income or (loss) from fundraising events . .		0				
	9a	Gross income from gaming activities See Part IV, line 19		a				
				b				
	c	Net income or (loss) from gaming activities . .		0				
	10a	Gross sales of inventory, less returns and allowances		a				
					56,249			
b								
c	Net income or (loss) from sales of inventory . .		56,249			56,249		
Miscellaneous Revenue		Business Code						
11a	PHARMACY SERVICES	446110	1,203,461			1,203,461		
b	SERVICES SOLD	900099	357,516			357,516		
c	CAFETERIA	722100	14,636			14,636		
d	All other revenue		19,283	0	0	19,283		
e	Total. Add lines 11a-11d		1,594,896					
12	Total revenue. See Instructions		17,802,662	15,775,847	165	1,842,985		

Part IX

Statement of Functional Expenses

Section 501(c)(3) and 501(c)(4) organizations must complete all columns

All other organizations must complete column (A) but are not required to complete columns (B), (C), and (D)

Check if Schedule O contains a response to any question in this Part IX

Do not include amounts reported on lines 6b, 7b, 8b, 9b, and 10b of Part VIII.		(A) Total expenses	(B) Program service expenses	(C) Management and general expenses	(D) Fundraising expenses
1	Grants and other assistance to governments and organizations in the United States See Part IV, line 21	4,284	4,284		
2	Grants and other assistance to individuals in the United States See Part IV, line 22	6,082	6,082		
3	Grants and other assistance to governments, organizations, and individuals outside the United States See Part IV, lines 15 and 16	0			
4	Benefits paid to or for members	0			
5	Compensation of current officers, directors, trustees, and key employees	91,955		91,955	
6	Compensation not included above, to disqualified persons (as defined under section 4958(f)(1)) and persons described in section 4958(c)(3)(B)	0			
7	Other salaries and wages	6,482,806	5,959,831	473,784	49,191
8	Pension plan contributions (include section 401(k) and section 403(b) employer contributions)	329,444	298,631	28,348	2,465
9	Other employee benefits	721,312	653,848	62,067	5,397
10	Payroll taxes	403,043	365,347	34,681	3,015
11	Fees for services (non-employees)				
a	Management	0			
b	Legal	0			
c	Accounting	0			
d	Lobbying	0			
e	Professional fundraising See Part IV, line 17	0			
f	Investment management fees	0			
g	Other	3,319,948	1,692,701	1,614,586	12,661
12	Advertising and promotion	18,875	11,672	6,665	538
13	Office expenses	540,863	401,361	70,615	68,887
14	Information technology	0			
15	Royalties	0			
16	Occupancy	193,226	133,673	58,909	644
17	Travel	107,457	81,610	21,641	4,206
18	Payments of travel or entertainment expenses for any federal, state, or local public officials	0			
19	Conferences, conventions, and meetings	50		50	
20	Interest	17,491	17,491		
21	Payments to affiliates	477,180		477,180	
22	Depreciation, depletion, and amortization	467,886	357,898	109,894	94
23	Insurance	48,190	37,345	10,845	
24	Other expenses Itemize expenses not covered above (List miscellaneous expenses in line 24f If line 24f amount exceeds 10% of line 25, column (A) amount, list line 24f expenses on Schedule O)				
a	MEDICAL SUPPLIES	1,667,206	1,667,044	162	
b	BAD DEBT EXPENSE	644,617	644,617		
c	REPAIRS AND MAINTENANCE	70,554	58,829	11,592	133
d	RECRUITMENT	51,010	51,010		
e					
f	All other expenses	77,885	47,221	28,718	1,946
25	Total functional expenses. Add lines 1 through 24f	15,741,364	12,490,495	3,101,692	149,177
26	Joint costs. Check here <input type="checkbox"/> if following SOP 98-2 (ASC 958-720) Complete this line only if the organization reported in column (B) joint costs from a combined educational campaign and fundraising solicitation	0			

Part X

Balance Sheet

					(A)		(B)
					Beginning of year		End of year
Assets	1	Cash—non-interest-bearing			26,960	1	20,189
	2	Savings and temporary cash investments			818,180	2	987,385
	3	Pledges and grants receivable, net				3	
	4	Accounts receivable, net			1,858,277	4	1,875,308
	5	Receivables from current and former officers, directors, trustees, key employees, and highest compensated employees. Complete Part II of Schedule L			91,613	5	51,322
	6	Receivables from other disqualified persons (as defined under section 4958(f)(1)) and persons described in section 4958(c)(3)(B). Complete Part II of Schedule L				6	
	7	Notes and loans receivable, net			13,599	7	8,861
	8	Inventories for sale or use			228,615	8	344,485
	9	Prepaid expenses and deferred charges			16,098	9	12,673
	10a	Land, buildings, and equipment: cost or other basis. Complete Part VI of Schedule D	10a	10,408,474	2,378,628	10c	2,311,802
	b	Less: accumulated depreciation	10b	8,096,672			
	11	Investments—publicly traded securities				11	
	12	Investments—other securities. See Part IV, line 11			4,568,979	12	4,908,736
	13	Investments—program-related. See Part IV, line 11			0	13	0
	14	Intangible assets				14	
	15	Other assets. See Part IV, line 11			0	15	58,752
	16	Total assets. Add lines 1 through 15 (must equal line 34)			10,000,949	16	10,579,513
Liabilities	17	Accounts payable and accrued expenses			1,440,986	17	560,351
	18	Grants payable				18	
	19	Deferred revenue				19	
	20	Tax-exempt bond liabilities				20	
	21	Escrow or custodial account liability. Complete Part IV of Schedule D				21	
	22	Payables to current and former officers, directors, trustees, key employees, highest compensated employees, and disqualified persons. Complete Part II of Schedule L				22	
	23	Secured mortgages and notes payable to unrelated third parties				23	
	24	Unsecured notes and loans payable to unrelated third parties				24	
	25	Other liabilities (including federal income tax, payables to related third parties, and other liabilities not included on lines 17-24). Complete Part X of Schedule D			569,559	25	205,007
	26	Total liabilities. Add lines 17 through 25			2,010,545	26	765,358
Net Assets or Fund Balances	Organizations that follow SFAS 117, check here <input checked="" type="checkbox"/> and complete lines 27 through 29, and lines 33 and 34.						
	27	Unrestricted net assets			7,751,383	27	9,656,613
	28	Temporarily restricted net assets			239,021	28	157,542
	29	Permanently restricted net assets				29	
	Organizations that do not follow SFAS 117, check here <input type="checkbox"/> and complete lines 30 through 34.						
	30	Capital stock or trust principal, or current funds				30	
	31	Paid-in or capital surplus, or land, building or equipment fund				31	
	32	Retained earnings, endowment, accumulated income, or other funds				32	
	33	Total net assets or fund balances			7,990,404	33	9,814,155
	34	Total liabilities and net assets/fund balances			10,000,949	34	10,579,513

Part XI Reconciliation of Net Assets

Check if Schedule O contains a response to any question in this Part XI

1	Total revenue (must equal Part VIII, column (A), line 12)	1	17,802,662
2	Total expenses (must equal Part IX, column (A), line 25)	2	15,741,364
3	Revenue less expenses Subtract line 2 from line 1	3	2,061,298
4	Net assets or fund balances at beginning of year (must equal Part X, line 33, column (A))	4	7,990,404
5	Other changes in net assets or fund balances (explain in Schedule O)	5	-237,547
6	Net assets or fund balances at end of year Combine lines 3, 4, and 5 (must equal Part X, line 33, column (B))	6	9,814,155

Part XII Financial Statements and Reporting

Check if Schedule O contains a response to any question in this Part XII

		Yes	No
1	Accounting method used to prepare the Form 990 <input type="checkbox"/> Cash <input checked="" type="checkbox"/> Accrual <input type="checkbox"/> Other If the organization changed its method of accounting from a prior year or checked "Other," explain in Schedule O		
2a	Were the organization's financial statements compiled or reviewed by an independent accountant?		No
b	Were the organization's financial statements audited by an independent accountant?	Yes	
c	If "Yes," to 2a or 2b, does the organization have a committee that assumes responsibility for oversight of the audit, review, or compilation of its financial statements and selection of an independent accountant? If the organization changed either its oversight process or selection process during the tax year, explain in Schedule O	Yes	
d	If "Yes" to line 2a or 2b, check a box below to indicate whether the financial statements for the year were issued on a separate basis, consolidated basis, or both <input type="checkbox"/> Separate basis <input checked="" type="checkbox"/> Consolidated basis <input type="checkbox"/> Both consolidated and separated basis		
3a	As a result of a federal award, was the organization required to undergo an audit or audits as set forth in the Single Audit Act and OMB Circular A-133?		No
b	If "Yes," did the organization undergo the required audit or audits? If the organization did not undergo the required audit or audits, explain why in Schedule O and describe any steps taken to undergo such audits		

SCHEDULE A

(Form 990 or 990EZ)

Department of the Treasury
Internal Revenue Service

Public Charity Status and Public Support

Complete if the organization is a section 501(c)(3) organization or a section 4947(a)(1) nonexempt charitable trust.

▶ Attach to Form 990 or Form 990-EZ. ▶ See separate instructions.

OMB No 1545-0047

2011

Open to Public
Inspection

Name of the organization CARRINGTON HEALTH CENTER	Employer identification number 45-0227311
--	--

Part I

Reason for Public Charity Status (All organizations must complete this part.) See instructions

The organization is not a private foundation because it is (For lines 1 through 11, check only one box)

- 1

☐

A church, convention of churches, or association of churches **section 170(b)(1)(A)(i).**
- 2

☐

A school described in **section 170(b)(1)(A)(ii).** (Attach Schedule E)
- 3

☒

A hospital or a cooperative hospital service organization described in **section 170(b)(1)(A)(iii).**
- 4

☐

A medical research organization operated in conjunction with a hospital described in **section 170(b)(1)(A)(iii).** Enter the hospital's name, city, and state
- 5

☐

An organization operated for the benefit of a college or university owned or operated by a governmental unit described in **section 170(b)(1)(A)(iv).** (Complete Part II)
- 6

☐

A federal, state, or local government or governmental unit described in **section 170(b)(1)(A)(v).**
- 7

☐

An organization that normally receives a substantial part of its support from a governmental unit or from the general public described in **section 170(b)(1)(A)(vi)** (Complete Part II)
- 8

☐

A community trust described in **section 170(b)(1)(A)(vi)** (Complete Part II)
- 9

☐

An organization that normally receives (1) more than 33 1/3% of its support from contributions, membership fees, and gross receipts from activities related to its exempt functions—subject to certain exceptions, and (2) no more than 33 1/3% of its support from gross investment income and unrelated business taxable income (less section 511 tax) from businesses acquired by the organization after June 30, 1975 See **section 509(a)(2).** (Complete Part III)
- 10

☐

An organization organized and operated exclusively to test for public safety See**section 509(a)(4).**
- 11

☐

An organization organized and operated exclusively for the benefit of, to perform the functions of, or to carry out the purposes of one or more publicly supported organizations described in section 509(a)(1) or section 509(a)(2) See **section 509(a)(3).** Check the box that describes the type of supporting organization and complete lines 11e through 11h

a

☐

Type I

b

☐

Type II

c

☐

Type III - Functionally integrated

d

☐

Type III - Other

e

☐

By checking this box, I certify that the organization is not controlled directly or indirectly by one or more disqualified persons other than foundation managers and other than one or more publicly supported organizations described in section 509(a)(1) or section 509(a)(2)

f

☐

If the organization received a written determination from the IRS that it is a Type I, Type II or Type III supporting organization, check this box

g

☐

Since August 17, 2006, has the organization accepted any gift or contribution from any of the following persons?

(i)

a person who directly or indirectly controls, either alone or together with persons described in (ii) and (iii) below, the governing body of the the supported organization?

(ii)

a family member of a person described in (i) above?

(iii)

a 35% controlled entity of a person described in (i) or (ii) above?

h

☐

Provide the following information about the supported organization(s)

	Yes	No
11g(i)		
11g(ii)		
11g(iii)		

(i) Name of supported organization	(ii) EIN	(iii) Type of organization (described on lines 1- 9 above or IRC section (see instructions))	(iv) Is the organization in col (i) listed in your governing document?		(v) Did you notify the organization in col (i) of your support?		(vi) Is the organization in col (i) organized in the U S ?		(vii) Amount of support?
			Yes	No	Yes	No	Yes	No	
Total									

Part II

Support Schedule for Organizations Described in IRC 170(b)(1)(A)(iv) and 170(b)(1)(A)(vi)
(Complete only if you checked the box on line 5, 7, or 8 of Part I or if the organization failed to qualify under Part III. If the organization fails to qualify under the tests listed below, please complete Part III.)

Section A. Public Support						
Calendar year (or fiscal year beginning in)	(a) 2007	(b) 2008	(c) 2009	(d) 2010	(e) 2011	(f) Total
1 Gifts, grants, contributions, and membership fees received (Do not include any "unusual grants ")						
2 Tax revenues levied for the organization's benefit and either paid to or expended on its behalf						
3 The value of services or facilities furnished by a governmental unit to the organization without charge						
4 Total. Add lines 1 through 3						
5 The portion of total contributions by each person (other than a governmental unit or publicly supported organization) included on line 1 that exceeds 2% of the amount shown on line 11, column (f)						
6 Public Support. Subtract line 5 from line 4						

Section B. Total Support							
Calendar year (or fiscal year beginning in)		(a) 2007	(b) 2008	(c) 2009	(d) 2010	(e) 2011	(f) Total
7	Amounts from line 4						
8	Gross income from interest, dividends, payments received on securities loans, rents, royalties and income from similar sources						
9	Net income from unrelated business activities, whether or not the business is regularly carried on						
10	Other income (Explain in Part IV) Do not include gain or loss from the sale of capital assets						
11	Total support (Add lines 7 through 10)						
12	Gross receipts from related activities, etc (See instructions)					12	
13	First Five Years If the Form 990 is for the organization's first, second, third, fourth, or fifth tax year as a 501(c)(3) organization, check this box and stop here						

Section C. Computation of Public Support Percentage		
14	Public Support Percentage for 2011 (line 6 column (f) divided by line 11 column (f))	14
15	Public Support Percentage for 2010 Schedule A, Part II, line 14	15
16a	33 1/3% support test—2011. If the organization did not check the box on line 13, and line 14 is 33 1/3% or more, check this box and stop here. The organization qualifies as a publicly supported organization	<input type="checkbox"/>
b	33 1/3% support test—2010. If the organization did not check the box on line 13 or 16a, and line 15 is 33 1/3% or more, check this box and stop here. The organization qualifies as a publicly supported organization	<input type="checkbox"/>
17a	10%-facts-and-circumstances test—2011. If the organization did not check a box on line 13, 16a, or 16b and line 14 is 10% or more, and if the organization meets the "facts and circumstances" test, check this box and stop here. Explain in Part IV how the organization meets the "facts and circumstances" test The organization qualifies as a publicly supported organization	<input type="checkbox"/>
b	10%-facts-and-circumstances test—2010. If the organization did not check a box on line 13, 16a, 16b, or 17a and line 15 is 10% or more, and if the organization meets the "facts and circumstances" test, check this box and stop here. Explain in Part IV how the organization meets the "facts and circumstances" test The organization qualifies as a publicly supported organization	<input type="checkbox"/>
18	Private Foundation If the organization did not check a box on line 13, 16a, 16b, 17a or 17b, check this box and see instructions	<input type="checkbox"/>

Part IIIPart III

Support Schedule for Organizations Described in IRC 509(a)(2)
(Complete only if you checked the box on line 9 of Part I or if the organization failed to qualify under Part II. If the organization fails to qualify under the tests listed below, please complete Part II.)

Section A. Public Support						
Calendar year (or fiscal year beginning in)	(a) 2007	(b) 2008	(c) 2009	(d) 2010	(e) 2011	(f) Total
1 Gifts, grants, contributions, and membership fees received (Do not include any "unusual grants.")						
2 Gross receipts from admissions, merchandise sold or services performed, or facilities furnished in any activity that is related to the organization's tax-exempt purpose						
3 Gross receipts from activities that are not an unrelated trade or business under section 513						
4 Tax revenues levied for the organization's benefit and either paid to or expended on its behalf						
5 The value of services or facilities furnished by a governmental unit to the organization without charge						
6 Total. Add lines 1 through 5						
7a Amounts included on lines 1, 2, and 3 received from disqualified persons						
b Amounts included on lines 2 and 3 received from other than disqualified persons that exceed the greater of \$5,000 or 1% of the amount on line 13 for the year						
c Add lines 7a and 7b						
8 Public Support (Subtract line 7c from line 6.)						

Section B. Total Support						
Calendar year (or fiscal year beginning in)	(a) 2007	(b) 2008	(c) 2009	(d) 2010	(e) 2011	(f) Total
9 Amounts from line 6						
10a Gross income from interest, dividends, payments received on securities loans, rents, royalties and income from similar sources						
b Unrelated business taxable income (less section 511 taxes) from businesses acquired after June 30, 1975						
c Add lines 10a and 10b						
11 Net income from unrelated business activities not included in line 10b, whether or not the business is regularly carried on						
12 Other income. Do not include gain or loss from the sale of capital assets (Explain in Part IV.)						
13 Total support (Add lines 9, 10c, 11 and 12.)						
14 First Five Years If the Form 990 is for the organization's first, second, third, fourth, or fifth tax year as a 501(c)(3) organization, check this box and stop here						

Section C. Computation of Public Support Percentage		
15 Public Support Percentage for 2011 (line 8 column (f) divided by line 13 column (f))	15	
16 Public support percentage from 2010 Schedule A, Part III, line 15	16	

Section D. Computation of Investment Income Percentage		
17 Investment income percentage for 2011 (line 10c column (f) divided by line 13 column (f))	17	
18 Investment income percentage from 2010 Schedule A, Part III, line 17	18	
19a 33 1/3% support tests—2011. If the organization did not check the box on line 14, and line 15 is more than 33 1/3% and line 17 is not more than 33 1/3%, check this box and stop here . The organization qualifies as a publicly supported organization		
b 33 1/3% support tests—2010. If the organization did not check a box on line 14 or line 19a, and line 16 is more than 33 1/3% and line 18 is not more than 33 1/3%, check this box and stop here . The organization qualifies as a publicly supported organization		
20 Private Foundation If the organization did not check a box on line 14, 19a or 19b, check this box and see instructions		

Part IV **Supplemental Information.** Supplemental Information. Complete this part to provide the explanation required by Part II, line 10; Part II, line 17a or 17b; or Part III, line 12. Also complete this part for any additional information. (See instructions).

Facts And Circumstances Test

Explanation

SCHEDULE C
(Form 990 or 990-EZ)

Department of the Treasury
Internal Revenue Service

Political Campaign and Lobbying Activities

For Organizations Exempt From Income Tax Under section 501(c) and section 527

▶ Complete if the organization is described below.
▶ Attach to Form 990 or Form 990-EZ. ▶ See separate instructions.

OMB No 1545-0047

2011

Open to Public Inspection

If the organization answered “Yes,” to Form 990, Part IV, Line 3, or Form 990-EZ, Part V, line 46 (Political Campaign Activities), then

- Section 501(c)(3) organizations Complete Parts I-A and B Do not complete Part I-C
- Section 501(c) (other than section 501(c)(3)) organizations Complete Parts I-A and C below Do not complete Part I-B
- Section 527 organizations Complete Part I-A only

If the organization answered “Yes,” to Form 990, Part IV, Line 4, or Form 990-EZ, Part VI, line 47 (Lobbying Activities), then

- Section 501(c)(3) organizations that have filed Form 5768 (election under section 501(h)) Complete Part II-A Do not complete Part II-B
- Section 501(c)(3) organizations that have NOT filed Form 5768 (election under section 501(h)) Complete Part II-B Do not complete Part II-A

If the organization answered “Yes,” to Form 990, Part IV, Line 5 (Proxy Tax) or Form 990-EZ, line 35c (Proxy Tax), then

- Section 501(c)(4), (5), or (6) organizations Complete Part III

Name of the organization CARRINGTON HEALTH CENTER	Employer identification number 45-0227311
--	--

Part I-A Complete if the organization is exempt under section 501(c) or is a section 527 organization.

1	Provide a description of the organization's direct and indirect political campaign activities on behalf of or in opposition to candidates for public office in Part IV	
2	Political expenditures	▶ \$
3	Volunteer hours	

Part I-B Complete if the organization is exempt under section 501(c)(3).

1	Enter the amount of any excise tax incurred by the organization under section 4955	▶ \$
2	Enter the amount of any excise tax incurred by organization managers under section 4955	▶ \$
3	If the organization incurred a section 4955 tax, did it file Form 4720 for this year?	<input type="checkbox"/> Yes <input type="checkbox"/> No
4a	Was a correction made?	<input type="checkbox"/> Yes <input type="checkbox"/> No
b	If "Yes," describe in Part IV	

Part I-C Complete if the organization is exempt under section 501(c) except section 501(c)(3).

1	Enter the amount directly expended by the filing organization for section 527 exempt function activities	▶ \$
2	Enter the amount of the filing organization's funds contributed to other organizations for section 527 exempt funtion activities	▶ \$
3	Total exempt function expenditures Add lines 1 and 2 Enter here and on Form 1120-POL, line 17b	▶ \$
4	Did the filing organization file Form 1120-POL for this year?	<input type="checkbox"/> Yes <input type="checkbox"/> No
5	Enter the names, addresses and employer identification number (EIN) of all section 527 political organizations to which the filing organization made payments For each organization listed, enter the amount paid from the filing organization's funds Also enter the amount of political contributions received that were promptly and directly delivered to a separate political organization, such as a separate segregated fund or a political action committee (PAC) If additional space is needed, provide information in Part IV	

(a) Name	(b) Address	(c) EIN	(d) Amount paid from filing organization's funds If none, enter -0-	(e) Amount of political contributions received and promptly and directly delivered to a separate political organization If none, enter -0-

Part II-A

Complete if the organization is exempt under section 501(c)(3) and filed Form 5768 (election under section 501(h)).

- A
- Check
- ☐
- if the filing organization belongs to an affiliated group (and list in Part IV each affiliated group member's name, address, EIN, expenses, and share of excess lobbying expenditures)
- B
- Check
- ☐
- if the filing organization checked box A and "limited control" provisions apply

Limits on Lobbying Expenditures (The term "expenditures" means amounts paid or incurred.)		(a) Filing Organization's Totals	(b) Affiliated Group Totals												
1a	Total lobbying expenditures to influence public opinion (grass roots lobbying)														
b	Total lobbying expenditures to influence a legislative body (direct lobbying)														
c	Total lobbying expenditures (add lines 1a and 1b)														
d	Other exempt purpose expenditures														
e	Total exempt purpose expenditures (add lines 1c and 1d)														
f	Lobbying nontaxable amount Enter the amount from the following table in both columns														
<table><tr><td>If the amount on line 1e, column (a) or (b) is:</td><td>The lobbying nontaxable amount is:</td></tr><tr><td>Not over \$500,000</td><td>20% of the amount on line 1e</td></tr><tr><td>Over \$500,000 but not over \$1,000,000</td><td>\$100,000 plus 15% of the excess over \$500,000</td></tr><tr><td>Over \$1,000,000 but not over \$1,500,000</td><td>\$175,000 plus 10% of the excess over \$1,000,000</td></tr><tr><td>Over \$1,500,000 but not over \$17,000,000</td><td>\$225,000 plus 5% of the excess over \$1,500,000</td></tr><tr><td>Over \$17,000,000</td><td>\$1,000,000</td></tr></table>		If the amount on line 1e, column (a) or (b) is:	The lobbying nontaxable amount is:	Not over \$500,000	20% of the amount on line 1e	Over \$500,000 but not over \$1,000,000	\$100,000 plus 15% of the excess over \$500,000	Over \$1,000,000 but not over \$1,500,000	\$175,000 plus 10% of the excess over \$1,000,000	Over \$1,500,000 but not over \$17,000,000	\$225,000 plus 5% of the excess over \$1,500,000	Over \$17,000,000	\$1,000,000		
If the amount on line 1e, column (a) or (b) is:	The lobbying nontaxable amount is:														
Not over \$500,000	20% of the amount on line 1e														
Over \$500,000 but not over \$1,000,000	\$100,000 plus 15% of the excess over \$500,000														
Over \$1,000,000 but not over \$1,500,000	\$175,000 plus 10% of the excess over \$1,000,000														
Over \$1,500,000 but not over \$17,000,000	\$225,000 plus 5% of the excess over \$1,500,000														
Over \$17,000,000	\$1,000,000														
g	Grassroots nontaxable amount (enter 25% of line 1f)														
h	Subtract line 1g from line 1a If zero or less, enter -0-														
i	Subtract line 1f from line 1c If zero or less, enter -0-														
j	If there is an amount other than zero on either line 1h or line 1i, did the organization file Form 4720 reporting section 4911 tax for this year?		<input type="checkbox"/> Yes <input type="checkbox"/> No												

4-Year Averaging Period Under Section 501(h)
(Some organizations that made a section 501(h) election do not have to complete all of the five columns below. See the instructions for lines 2a through 2f on page 4.)

Lobbying Expenditures During 4-Year Averaging Period					
Calendar year (or fiscal year beginning in)	(a) 2008	(b) 2009	(c) 2010	(d) 2011	(e) Total
2a Lobbying non-taxable amount					
b Lobbying ceiling amount (150% of line 2a, column(e))					
c Total lobbying expenditures					
d Grassroots non-taxable amount					
e Grassroots ceiling amount (150% of line 2d, column (e))					
f Grassroots lobbying expenditures					

Part II-B

Complete if the organization is exempt under section 501(c)(3) and has NOT filed Form 5768 (election under section 501(h)).

		(a)		(b)
		Yes	No	Amount
1	During the year, did the filing organization attempt to influence foreign, national, state or local legislation, including any attempt to influence public opinion on a legislative matter or referendum, through the use of			
a	Volunteers?		No	
b	Paid staff or management (include compensation in expenses reported on lines 1c through 1i)?	Yes		
c	Media advertisements?		No	
d	Mailings to members, legislators, or the public?		No	
e	Publications, or published or broadcast statements?		No	
f	Grants to other organizations for lobbying purposes?	Yes		
g	Direct contact with legislators, their staffs, government officials, or a legislative body?		No	
h	Rallies, demonstrations, seminars, conventions, speeches, lectures, or any similar means?		No	
i	Other activities? If "Yes," describe in Part IV		No	
j	Total lines 1c through 1i			1,074
2a	Did the activities in line 1 cause the organization to be not described in section 501(c)(3)?		No	
b	If "Yes," enter the amount of any tax incurred under section 4912			
c	If "Yes," enter the amount of any tax incurred by organization managers under section 4912			
d	If the filing organization incurred a section 4912 tax, did it file Form 4720 for this year?			

Part III-A

Complete if the organization is exempt under section 501(c)(4), section 501(c)(5), or section 501(c)(6).

			Yes	No
1	Were substantially all (90% or more) dues received nondeductible by members?	1		
2	Did the organization make only in-house lobbying expenditures of \$2,000 or less?	2		
3	Did the organization agree to carryover lobbying and political expenditures from the prior year?	3		

Part III-B

Complete if the organization is exempt under section 501(c)(4), section 501(c)(5), or section 501(c)(6) if BOTH Part III-A, lines 1 and 2 are answered "No" OR if Part III-A, line 3 is answered "Yes".

1	Dues, assessments and similar amounts from members	1	
2	Section 162(e) non-deductible lobbying and political expenditures (do not include amounts of political expenses for which the section 527(f) tax was paid).		
a	Current year	2a	
b	Carryover from last year	2b	
c	Total	2c	
3	Aggregate amount reported in section 6033(e)(1)(A) notices of nondeductible section 162(e) dues	3	
4	If notices were sent and the amount on line 2c exceeds the amount on line 3, what portion of the excess does the organization agree to carryover to the reasonable estimate of nondeductible lobbying and political expenditure next year?	4	
5	Taxable amount of lobbying and political expenditures (see instructions)	5	

Part IV

Supplemental Information

Complete this part to provide the descriptions required for Part I-A, line 1, Part I-B, line 4, Part I-C, line 5, and Part II-B, line 1i. Also, complete this part for any additional information.

Identifier	Return Reference	Explanation
Description of the activities reported on Lines 1a through 1i	Schedule C, Part II-B, Line 1	1F THE PORTION OF ORGANIZATIONAL DUES THAT ARE RELATED TO LOBBYING IS AS FOLLOWS - AMERICAN HOSPITAL ASSOCIATION - \$286 - CATHOLIC HEALTH ASSOCIATION - \$127 - NORTH DAKOTA LONG TERM CARE ASSOCIATION - \$149 - NORTH DAKOTA HEALTHCARE ASSOCIATION - \$512

SCHEDULE D
(Form 990)

Department of the Treasury
Internal Revenue Service

Supplemental Financial Statements

► Complete if the organization answered "Yes," to Form 990, Part IV, line 6, 7, 9, 10, 11a, 11b, 11c, 11d, 11e, 11f, 12a, or 12b
► Attach to Form 990. ► See separate instructions.

OMB No 1545-0047

2011

Open to Public Inspection

Name of the organization
CARRINGTON HEALTH CENTER

Employer identification number
45-0227311

Part I Organizations Maintaining Donor Advised Funds or Other Similar Funds or Accounts. Complete if the organization answered "Yes" to Form 990, Part IV, line 6.

	(a) Donor advised funds	(b) Funds and other accounts
1	Total number at end of year	
2	Aggregate contributions to (during year)	
3	Aggregate grants from (during year)	
4	Aggregate value at end of year	
5	Did the organization inform all donors and donor advisors in writing that the assets held in donor advised funds are the organization's property, subject to the organization's exclusive legal control? <div><input type="checkbox"/> Yes <input type="checkbox"/> No</div>	
6	Did the organization inform all grantees, donors, and donor advisors in writing that grant funds may be used only for charitable purposes and not for the benefit of the donor or donor advisor, or for any other purpose conferring impermissible private benefit <div><input type="checkbox"/> Yes <input type="checkbox"/> No</div>	

Part II Conservation Easements. Complete if the organization answered "Yes" to Form 990, Part IV, line 7.

1

Purpose(s) of conservation easements held by the organization (check all that apply)

☐ Preservation of land for public use (e g , recreation or pleasure)☐ Preservation of an historically importantly land area
☐ Protection of natural habitat☐ Preservation of a certified historic structure
☐ Preservation of open space

2

Complete lines 2a–2d if the organization held a qualified conservation contribution in the form of a conservation easement on the last day of the tax year

	Held at the End of the Year
a	Total number of conservation easements
b	Total acreage restricted by conservation easements
c	Number of conservation easements on a certified historic structure included in (a)
d	Number of conservation easements included in (c) acquired after 8/17/06

3

Number of conservation easements modified, transferred, released, extinguished, or terminated by the organization during the taxable year ► _____

4

Number of states where property subject to conservation easement is located ► _____

5

Does the organization have a written policy regarding the periodic monitoring, inspection, handling of violations, and enforcement of the conservation easements it holds?

☐ Yes ☐ No

6

Staff and volunteer hours devoted to monitoring, inspecting and enforcing conservation easements during the year ► _____

7

Amount of expenses incurred in monitoring, inspecting, and enforcing conservation easements during the year
► \$ _____

8

Does each conservation easement reported on line 2(d) above satisfy the requirements of section 170(h)(4)(B)(i) and 170(h)(4)(B)(ii)?

☐ Yes ☐ No

9

In Part XIV, describe how the organization reports conservation easements in its revenue and expense statement, and balance sheet, and include, if applicable, the text of the footnote to the organization's financial statements that describes the organization's accounting for conservation easements

Part III Organizations Maintaining Collections of Art, Historical Treasures, or Other Similar Assets. Complete if the organization answered "Yes" to Form 990, Part IV, line 8.

1a

If the organization elected, as permitted under SFAS 116, not to report in its revenue statement and balance sheet works of art, historical treasures, or other similar assets held for public exhibition, education or research in furtherance of public service, provide, in Part XIV, the text of the footnote to its financial statements that describes these items

b

If the organization elected, as permitted under SFAS 116, to report in its revenue statement and balance sheet works of art, historical treasures, or other similar assets held for public exhibition, education, or research in furtherance of public service, provide the following amounts relating to these items

(i) Revenues included in Form 990, Part VIII, line 1

► \$ _____

(ii) Assets included in Form 990, Part X

► \$ _____

2

If the organization received or held works of art, historical treasures, or other similar assets for financial gain, provide the following amounts required to be reported under SFAS 116 relating to these items

a

Revenues included in Form 990, Part VIII, line 1

► \$ _____

b

Assets included in Form 990, Part X

► \$ _____

For Privacy Act and Paperwork Reduction Act Notice, see the Intructions for Form 990

Cat No 52283D

Schedule D (Form 990) 2011

Part III

Organizations Maintaining Collections of Art, Historical Treasures, or Other Similar Assets (continued)

3

Using the organization's accession and other records, check any of the following that are a significant use of its collection items (check all that apply)

a

☐ Public exhibition

d

☐ Loan or exchange programs

b

☐ Scholarly research

e

☐ Other

c

☐ Preservation for future generations

4

Provide a description of the organization's collections and explain how they further the organization's exempt purpose in Part XIV

5

During the year, did the organization solicit or receive donations of art, historical treasures or other similar assets to be sold to raise funds rather than to be maintained as part of the organization's collection?

☐ Yes

☐ No

Part IV

Escrow and Custodial Arrangements. Complete if the organization answered "Yes" to Form 990, Part IV, line 9, or reported an amount on Form 990, Part X, line 21.

1a

Is the organization an agent, trustee, custodian or other intermediary for contributions or other assets not included on Form 990, Part X?

☐ Yes

☐ No

b

If "Yes," explain the arrangement in Part XIV and complete the following table

	Amount
1c	
1d	
1e	
1f	

c

Beginning balance

d

Additions during the year

e

Distributions during the year

f

Ending balance

2a

Did the organization include an amount on Form 990, Part X, line 21?

☐ Yes

☐ No

b

If "Yes," explain the arrangement in Part XIV

Part V

Endowment Funds. Complete if the organization answered "Yes" to Form 990, Part IV, line 10.

	(a)Current Year	(b)Prior Year	(c)Two Years Back	(d)Three Years Back	(e)Four Years Back
1a	Beginning of year balance				
b	Contributions				
c	Investment earnings or losses				
d	Grants or scholarships				
e	Other expenditures for facilities and programs				
f	Administrative expenses				
g	End of year balance				

2

Provide the estimated percentage of the year end balance held as

a

Board designated or quasi-endowment ▶

b

Permanent endowment ▶

c

Term endowment ▶

3a

Are there endowment funds not in the possession of the organization that are held and administered for the organization by

(i)

unrelated organizations

(ii)

related organizations

b

If "Yes" to 3a(ii), are the related organizations listed as required on Schedule R?

	Yes	No
3a(i)		
3a(ii)		
3b		

4

Describe in Part XIV the intended uses of the organization's endowment funds

Part VI

Land, Buildings, and Equipment. See Form 990, Part X, line 10.

Description of property	(a) Cost or other basis (investment)	(b)Cost or other basis (other)	(c) Accumulated depreciation	(d) Book value
1a Land		346,958		346,958
b Buildings		5,804,091	4,964,574	839,517
c Leasehold improvements		0	0	0
d Equipment		4,012,397	2,911,453	1,100,944
e Other		245,028	220,645	24,383
Total. Add lines 1a-1e (Column (d) should equal Form 990, Part X, column (B), line 10(c).) ▶				2,311,802

Part XI Reconciliation of Change in Net Assets from Form 990 to Financial Statements		
1	Total revenue (Form 990, Part VIII, column (A), line 12)	1
2	Total expenses (Form 990, Part IX, column (A), line 25)	2
3	Excess or (deficit) for the year Subtract line 2 from line 1	3
4	Net unrealized gains (losses) on investments	4
5	Donated services and use of facilities	5
6	Investment expenses	6
7	Prior period adjustments	7
8	Other (Describe in Part XIV)	8
9	Total adjustments (net) Add lines 4 - 8	9
10	Excess or (deficit) for the year per financial statements Combine lines 3 and 9	10

Part XII Reconciliation of Revenue per Audited Financial Statements With Revenue per Return		
1	Total revenue, gains, and other support per audited financial statements	1
2	Amounts included on line 1 but not on Form 990, Part VIII, line 12	
a	Net unrealized gains on investments	2a
b	Donated services and use of facilities	2b
c	Recoveries of prior year grants	2c
d	Other (Describe in Part XIV)	2d
e	Add lines 2a through 2d	2e
3	Subtract line 2e from line 1	3
4	Amounts included on Form 990, Part VIII, line 12, but not on line 1	
a	Investment expenses not included on Form 990, Part VIII, line 7b	4a
b	Other (Describe in Part XIV)	4b
c	Add lines 4a and 4b	4c
5	Total Revenue Add lines 3 and 4c. (This should equal Form 990, Part I, line 12)	5

Part XIII Reconciliation of Expenses per Audited Financial Statements With Expenses per Return		
1	Total expenses and losses per audited financial statements	1
2	Amounts included on line 1 but not on Form 990, Part IX, line 25	
a	Donated services and use of facilities	2a
b	Prior year adjustments	2b
c	Other losses	2c
d	Other (Describe in Part XIV)	2d
e	Add lines 2a through 2d	2e
3	Subtract line 2e from line 1	3
4	Amounts included on Form 990, Part IX, line 25, but not on line 1:	
a	Investment expenses not included on Form 990, Part VIII, line 7b	4a
b	Other (Describe in Part XIV)	4b
c	Add lines 4a and 4b	4c
5	Total expenses Add lines 3 and 4c. (This should equal Form 990, Part I, line 18)	5

Part XIV Supplemental Information

Complete this part to provide the descriptions required for Part II, lines 3, 5, and 9, Part III, lines 1a and 4, Part IV, lines 1b and 2b, Part V, line 4, Part X, Part XI, line 8, Part XII, lines 2d and 4b, and Part XIII, lines 2d and 4b. Also complete this part to provide any additional information.

Identifier	Return Reference	Explanation
FIN 48 (ASC 740) footnote	Schedule D, Part X, Line 2	CARRINGTON MEDICAL CENTER'S FINANCIAL INFORMATION IS INCLUDED IN THE CONSOLIDATED AUDITED FINANCIAL STATEMENTS OF CATHOLIC HEALTH INITIATIVES (CHI), A RELATED ORGANIZATION. CHI'S FIN 48 (ASC 740) FOOTNOTE FOR THE YEAR ENDED JUNE 30, 2012 READS AS FOLLOWS: "CHI IS A TAX-EXEMPT COLORADO CORPORATION AND HAS BEEN GRANTED AN EXEMPTION FROM FEDERAL INCOME TAX UNDER SECTION 501(C)(3) OF THE INTERNAL REVENUE CODE. CHI OWNS CERTAIN TAXABLE SUBSIDIARIES AND ENGAGES IN CERTAIN ACTIVITIES THAT ARE UNRELATED TO ITS EXEMPT PURPOSE AND THEREFORE SUBJECT TO INCOME TAX. MANAGEMENT REVIEWS ITS TAX POSITIONS ANNUALLY AND HAS DETERMINED THAT THERE ARE NO MATERIAL UNCERTAIN TAX POSITIONS THAT REQUIRE RECOGNITION IN THE ACCOMPANYING CONSOLIDATED FINANCIAL STATEMENTS."

SCHEDULE H
(Form 990)

Department of the Treasury
Internal Revenue Service

Hospitals

▶ **Complete if the organization answered "Yes" to Form 990, Part IV, question 20.**
▶ **Attach to Form 990. ▶ See separate instructions.**

OMB No 1545-0047

2011

Open to Public Inspection

Name of the organization
CARRINGTON HEALTH CENTER

Employer identification number
45-0227311

Part I

Charity Care and Certain Other Community Benefits at Cost

		Yes	No	
1a	Did the organization have a charity care policy? If "No," skip to question 6a	1a	Yes	
b	If "Yes," is it a written policy?	1b	Yes	
2	If the organization had multiple hospitals, indicate which of the following best describes application of the charity care policy to the various hospitals <div><input checked="" type="checkbox"/> Applied uniformly to all hospitals <input type="checkbox"/> Generally tailored to individual hospitals</div> <div><input type="checkbox"/> Applied uniformly to most hospitals</div>			
3	Answer the following based on the charity care eligibility criteria that applies to the largest number of the organization's patients during the tax year a Did the organization use Federal Poverty Guidelines (FPG) to determine eligibility for providing <i>free</i> care? If "Yes," indicate which of the following is the FPG family income limit for eligibility for free care <div><input type="checkbox"/> 100%<input type="checkbox"/> 150%<input type="checkbox"/> 200%<input type="checkbox"/> Other _____%</div> b Did the organization use FPG to determine eligibility for providing <i>discounted</i> care? If "Yes," indicate which of the following is the family income limit for eligibility for discounted care <div><input type="checkbox"/> 200%<input type="checkbox"/> 250%<input type="checkbox"/> 300%<input type="checkbox"/> 350%<input type="checkbox"/> 400%<input type="checkbox"/> Other _____%</div> c If the organization did not use FPG to determine eligibility, describe in Part VI the income based criteria for determining eligibility for free or discounted care Include in the description whether the organization uses an asset test or other threshold, regardless of income, to determine eligibility for free or discounted care	3a		No
4	Did the organization's policy provide free or discounted care to the "medically indigent"?	4	Yes	
5a	Did the organization budget amounts for free or discounted care provided under its financial assistance policy during the tax year?	5a	Yes	
b	If "Yes," did the organization's charity care expenses exceed the budgeted amount?	5b	Yes	
c	If "Yes" to line 5b, as a result of budget considerations, was the organization unable to provide free or discounted care to a patient who was eligible for free or discounted care?	5c		No
6a	Did the organization prepare a community benefit report during the tax year?	6a	Yes	
6b	If "Yes," did the organization make it available to the public?	6b	Yes	
	Complete the following table using the worksheets provided in the Schedule H instructions Do not submit these worksheets with the Schedule H			

7 Charity Care and Certain Other Community Benefits at Cost						
Charity Care and Means-Tested Government Programs	(a) Number of activities or programs (optional)	(b) Persons served (optional)	(c) Total community benefit expense	(d) Direct offsetting revenue	(e) Net community benefit expense	(f) Percent of total expense
a Charity care at cost (from Worksheet 1)		304	168,228	0	168,228	1 110 %
b Medicaid (from Worksheet 3, column a)		419	68,301	0	68,301	0 450 %
c Costs of other means-tested government programs (from Worksheet 3, column b)		0	0	0	0	0 %
d Total Charity Care and Means-Tested Government Programs	0	723	236,529	0	236,529	1 560 %
Other Benefits						
e Community health improvement services and community benefit operations (from Worksheet 4)	28	1,875	45,337	100	45,237	0 300 %
f Health professions education (from Worksheet 5)	7	55	30,889	0	30,889	0 200 %
g Subsidized health services (from Worksheet 6)	2	0	262,569	0	262,569	1 740 %
h Research (from Worksheet 7)	0	0	0	0	0	0 %
i Cash and in-kind contributions for community benefit (from Worksheet 8)	17	19,299	97,847	0	97,847	0 650 %
j Total Other Benefits	54	21,229	436,642	100	436,542	2 890 %
k Total. Add lines 7d and 7j	54	21,952	673,171	100	673,071	4 450 %

Part IICommunity Building Activities

Complete this table if the organization conducted any community building activities.

	(a) Number of activities or programs (optional)	(b) Persons served (optional)	(c) Total community building expense	(d) Direct offsetting revenue	(e) Net community building expense	(f) Percent of total expense
1Physical improvements and housing	0	0	0	0	0	0 %
2Economic development	1	4	392	0	392	0 %
3Community support	3	99	525	0	525	0 %
4Environmental improvements	1	4	5,632	0	5,632	0 040 %
5Leadership development and training for community members	0	0	0	0	0	0 %
6Coalition building	7	716	3,188	0	3,188	0 020 %
7Community health improvement advocacy	4	197	4,957	0	4,957	0 030 %
8Workforce development	12	72	7,915	0	7,915	0 050 %
9Other	0	0	0	0	0	0 %
10Total	28	1,092	22,609	0	22,609	0 140 %

Part IIIBad Debt, Medicare, & Collection Practices

Section A. Bad Debt Expense

		Yes	No
1	Did the organization report bad debt expense in accordance with Heathcare Financial Management Association Statement No. 15?	1Yes	
2	Enter the amount of the organization's bad debt expense	2644,617	
3	Enter the estimated amount of the organization's bad debt expense attributable to patients eligible under the organization's charity care policy	30	
4	Provide in Part VI the text of the footnote to the organization's financial statements that describes bad debt expense. In addition, describe the costing methodology used in determining the amounts reported on lines 2 and 3, and rationale for including a portion of bad debt amounts as community benefit.		

Section B. Medicare

5	Enter total revenue received from Medicare (including DSH and IME)	56,680,965	
6	Enter Medicare allowable costs of care relating to payments on line 5	66,624,805	
7	Subtract line 6 from line 5. This is the surplus or (shortfall)	756,160	
8	Describe in Part VI the extent to which any shortfall reported in line 7 should be treated as community benefit. Also describe in Part VI the costing methodology or source used to determine the amount reported on line 6. Check the box that describes the method used: <input type="checkbox"/> Cost accounting system <input checked="" type="checkbox"/> Cost to charge ratio <input type="checkbox"/> Other		

Section C. Collection Practices

9a	Did the organization have a written debt collection policy during the tax year?	9aYes	
b	If "Yes," did the organization's collection policy that applied to the largest number of its patients during the tax year contain provisions on the collection practices to be followed for patients who are known to qualify for financial assistance? Describe in Part VI.	9bYes	

Part IVManagement Companies and Joint Ventures (see instructions)

(a) Name of entity	(b) Description of primary activity of entity	(c) Organization's profit % or stock ownership %	(d) Officers, directors, trustees, or key employees' profit % or stock ownership%	(e) Physicians' profit % or stock ownership %
1				
2				
3				
4				
5				
6				
7				
8				
9				
10				
11				
12				
13				

Section A. Hospital Facilities

How many hospital facilities did the organization operate during the tax year? 1

Name and address

[illegible]

Part V

Facility Information (continued)

Section B. Facility Policies and Practices.

(Complete a separate Section B for each of the hospital facilities listed in Part V, Section A.)

Name of Hospital Facility: _____

Line Number of Hospital Facility (from Schedule H, Part V, Section A): _____

	Yes	No
Community Health Needs Assessment (Lines 1 through 7 are optional for 2011)		
1 During the tax year or any prior tax year, did the hospital facility conduct a community health needs assessment ("Needs Assessment")? If "No," skip to question 8 If "Yes," indicate what the Needs Assessment describes (check all that apply)	1	
a <input type="checkbox"/> A definition of the community served by the hospital facility		
b <input type="checkbox"/> Demographics of the community		
c <input type="checkbox"/> Existing health care facilities and resources within the community that are available to respond to the health needs of the community		
d <input type="checkbox"/> How data was obtained		
e <input type="checkbox"/> The health needs of the community		
f <input type="checkbox"/> Primary and chronic disease needs and other health issues of uninsured persons, low-income persons, and minority groups		
g <input type="checkbox"/> The process for identifying and prioritizing community health needs and services to meet those needs		
h <input type="checkbox"/> The process for consulting with persons representing the community's interests		
i <input type="checkbox"/> Information gaps that limit the hospital facility's ability to assess the community's health needs		
j <input type="checkbox"/> Other (describe in Part VI)		
2 Indicate the tax year the hospital facility last conducted a Needs Assessment 20 ____		
3 In conducting its most recent Needs Assessment, did the hospital facility take into account input from persons who represent the community served by the hospital facility? If "Yes," describe in Part VI how the hospital facility took into account input from persons who represent the community, and identify the persons the hospital facility consulted	3	
4 Was the hospital facility's Needs Assessment conducted with one or more other hospital facilities? If "Yes," list the other hospital facilities in Part VI	4	
5 Did the hospital facility make its Needs Assessment widely available to the public? If "Yes," indicate how the Needs Assessment was made widely available (check all that apply)	5	
a <input type="checkbox"/> Hospital facility's website		
b <input type="checkbox"/> Available upon request from the hospital facility		
c <input type="checkbox"/> Other (describe in Part VI)		
6 If the hospital facility addressed needs identified in its most recently conducted Needs Assessment, indicate how (check all that apply)		
a <input type="checkbox"/> Adoption of an implementation strategy to address the health needs of the hospital facility's community		
b <input type="checkbox"/> Execution of the implementation strategy		
c <input type="checkbox"/> Development of a community-wide community benefit plan for the facility		
d <input type="checkbox"/> Participation in community-wide community benefit plan		
e <input type="checkbox"/> Inclusion of a community benefit section in operational plans		
f <input type="checkbox"/> Adoption of a budget for provision of services that address the needs identified in the CHNA		
g <input type="checkbox"/> Prioritization of health needs in the community		
h <input type="checkbox"/> Prioritization of services that the hospital facility will undertake to meet health needs in its community		
i <input type="checkbox"/> Other (describe in Part VI)		
7 Did the hospital facility address all of the needs identified in its most recently conducted Needs Assessment? If "No," explain in Part VI which needs it has not addressed together with the reasons why it has not addressed such needs	7	
Financial Assistance Policy		
Did the hospital facility have in place during the tax year a written financial assistance policy that		
8 Explains eligibility criteria for financial assistance, and whether such assistance includes free or discounted care?	8	
9 Used federal poverty guidelines (FPG) to determine eligibility for providing free care? If "Yes," indicate the FPG family income limit for eligibility for free care ____%	9	

Part V

Facility Information (continued)

		Yes	No
10	Used FPG to determine eligibility for providing discounted care? If "Yes," indicate the FPG family income limit for eligibility for discounted care __% If "No," explain in Part VI the criteria the hospital facility used	10	
11	Explained the basis for calculating amounts charged to patients? If "Yes," indicate the factors used in determining such amounts (check all that apply) a <input type="checkbox"/> Income level b <input type="checkbox"/> Asset level c <input type="checkbox"/> Medical indigency d <input type="checkbox"/> Insurance status e <input type="checkbox"/> Uninsured discount f <input type="checkbox"/> Medicaid/Medicare g <input type="checkbox"/> State regulation h <input type="checkbox"/> Other (describe in Part VI)	11	
12	Explained the method for applying for financial assistance?	12	
13	Included measures to publicize the policy within the community served by the hospital facility? If "Yes," indicate how the hospital facility publicized the policy (check all that apply) a <input type="checkbox"/> The policy was posted at all times on the hospital facility's web site b <input type="checkbox"/> The policy was attached to all billing invoices c <input type="checkbox"/> The policy was posted in the hospital facility's emergency rooms or waiting rooms d <input type="checkbox"/> The policy was posted in the hospital facility's admissions offices e <input type="checkbox"/> The policy was provided, in writing, to patients upon admission to the hospital facility f <input type="checkbox"/> The policy was available upon request g <input type="checkbox"/> Other (describe in Part VI)	13	
Billing and Collections			
14	Did the hospital facility have in place during the tax year a separate billing and collections policy, or a written financial assistance policy (FAP) that explained actions the hospital facility may take upon non-payment?	14	
15	Check all of the following actions against an individual that were permitted under the hospital facility's policies during the tax year before making reasonable efforts to determine the patient's eligibility under the facility's FAP a <input type="checkbox"/> Reporting to credit agency b <input type="checkbox"/> Lawsuits c <input type="checkbox"/> Liens on residences d <input type="checkbox"/> Body attachments or arrests e <input type="checkbox"/> Other similar actions (describe in Part VI)		
16	DDid the hospital facility or an authorized third party perform any of the following actions during the tax year before making reasonable efforts to determine the patient's eligibility under the facility's FAP? If "Yes," check all actions in which the hospital facility or a third party engaged a <input type="checkbox"/> Reporting to credit agency b <input type="checkbox"/> Lawsuits c <input type="checkbox"/> Liens on residences d <input type="checkbox"/> Body attachments e <input type="checkbox"/> Other similar actions (describe in Part VI)	16	
17	Indicate which efforts the hospital facility made before initiating any of the actions checked in question 16 (check all that apply) a <input type="checkbox"/> Notified patients of the financial assistance policy upon admission b <input type="checkbox"/> Notified patients of the financial assistance policy prior to discharge c <input type="checkbox"/> Notified patients of the financial assistance policy in communications with the patients regarding the patients' bills d <input type="checkbox"/> Documented its determination of whether patients were eligible for financial assistance under the hospital facility's financial assistance policy e <input type="checkbox"/> Other (describe in Part VI)		

Part V

Facility Information (continued)

Policy Relating to Emergency Medical Care

	Yes	No
18 Did the hospital facility have in place during the tax year a written policy relating to emergency medical care that requires the hospital facility to provide, without discrimination, care for emergency medical conditions to individuals regardless of their eligibility under the hospital facility's financial assistance policy? If "No," indicate why	18	
a <input type="checkbox"/> The hospital facility did not provide care for any emergency medical conditions		
b <input type="checkbox"/> The hospital facility's policy was not in writing		
c <input type="checkbox"/> The hospital facility limited who was eligible to receive care for emergency medical conditions (describe in Part VI)		
d <input type="checkbox"/> Other (describe in Part VI)		

Individuals Eligible for Financial Assistance

19 Indicate how the hospital facility determined, during the tax year, the maximum amounts that can be charged to FAP-eligible individuals for emergency or other medically necessary care		
a <input type="checkbox"/> The hospital facility used its lowest negotiated commercial insurance rate when calculating the maximum amounts that can be charged		
b <input type="checkbox"/> The hospital facility used the average of it's three lowest negotiated commercial insurance rates when calculating the maximum amounts that can be charged		
c <input type="checkbox"/> The hospital facility used the Medicare rates when calculating the maximum amounts that can be charged		
d <input type="checkbox"/> Other (describe in Part VI)		
20 Did the hospital facility charge any of its patients who were eligible for assistance under the hospital facility's financial assistance policy, and to whom the hospital facility provided emergency or other medically necessary services, more than the amounts generally billed to individuals who had insurance covering such care? If "Yes," explain in Part VI	20	
21 Did the hospital facility charge any of its FAP-eligible patients an amount equal to the gross charge for services provided to that patient? If "Yes," explain in Part VI	21	

Part V

Facility Information (continued)

Section C. Other Facilities That Are Not Licensed, Registered, or Similarly Recognized as a Hospital Facility

(list in order of size from largest to smallest)

How many non-hospital facilities did the organization operate during the tax year? 3

Name and address		Type of Facility (Describe)
1	FOSTER COUNTY MEDICAL CENTER 820 5TH STREET NORTH CARRINGTON,ND 58421	PROVIDER BASED RHC
2	COMMUNITY HEALTH CENTER 118 1ST STREET NEW ROCKFORD,ND 58356	PROVIDER BASED RHC
3	HOLY FAMILY VILLA 878 5TH STREET NORTH CARRINGTON,ND 58421	BASIC CARE
4		
5		
6		
7		
8		
9		
10		

Part VI

Supplemental Information

Complete this part to provide the following information

- 1
- Required descriptions.** Provide the descriptions required for Part I, lines 3c, 6a, and 7, Part II, Part III, lines 4, 8, and 9b, and Part V, Section B, lines 1j, 3, 4, 5c, 6i, 7, 9, 10, 11h, 13g, 15e, 16e, 17e, 18d, 19d, 20, and 21
- 2
- Community health needs assessment.** Describe how the organization assesses the health care needs of the communities it serves, in addition to any community health needs assessments reported in Part V, Section B
- 3
- Patient education of eligibility for assistance.** Describe how the organization informs and educates patients and persons who may be billed for patient care about their eligibility for assistance under federal, state, or local government programs or under the organization's financial assistance policy
- 4
- Community information.** Describe the community the organization serves, taking into account the geographic area and demographic constituents it serves
- 5
- Promotion of community health.** Provide any other information important to describing how the organization's hospital facilities or other health care facilities further its exempt purpose by promoting the health of the community (e g , open medical staff, community board, use of surplus funds, etc)
- 6
- Affiliated health care system.** If the organization is part of an affiliated health care system, describe the respective roles of the organization and its affiliates in promoting the health of the communities served
- 7
- State filing of community benefit report.** If applicable, identify all states with which the organization, or a related organization, files a community benefit report

Identifier	ReturnReference	Explanation
Eligibility criteria for free or discounted care	Schedule H, Part I, Line 3c	WHEN CATHOLIC HEALTH INITIATIVES (THE ULTIMATE PARENT ORGANIZATION TO CARRINGTON HEALTH CENTER) ESTABLISHED ITS FINANCIAL ASSISTANCE POLICY IT WAS DETERMINED THAT ESTABLISHING A HOUSEHOLD INCOME SCALE BASED ON THE HUD VERY LOW INCOME GUIDELINES MORE ACCURATELY REFLECTS THE SOCIOECONOMIC DISPERSIONS AMONG THE 69 URBAN AND RURAL COMMUNITIES IN 19 STATES SERVED BY CHI HOSPITALS AND HEALTH CARE FACILITIES IN COMPARING HUD GUIDELINES TO THE FEDERAL POVERTY GUIDELINES ("FPG"), WE FIND THAT ON AVERAGE HUD GUIDELINES COMPUTE TO APPROXIMATELY 200% TO 250% (AND SOMETIMES 300%) OF FPG CARRINGTON HEALTH CENTER BASES ITS FINANCIAL ASSISTANCE ELIGIBILITY ON HUD'S 130% OF VERY LOW INCOME GUIDELINES BASED ON GEOGRAPHY, AND AFFORDS THE UNINSURED AND UNDERINSURED THE ABILITY TO OBTAIN FINANCIAL ASSISTANCE WRITE-OFFS, BASED ON A SLIDING SCALE, RANGING FROM 25%-100% OF CHARGES AN INDIVIDUAL'S INCOME UNDER THE HUD GUIDELINES IS A SIGNIFICANT FACTOR IN DETERMINING ELIGIBILITY FOR FINANCIAL ASSISTANCE HOWEVER, IN DETERMINING WHETHER TO EXTEND DISCOUNTED OR FREE CARE TO A PATIENT, THE PATIENT'S ASSETS MAY ALSO BE TAKEN INTO CONSIDERATION FOR EXAMPLE, A PATIENT SUFFERING A CATASTROPHIC ILLNESS MAY HAVE A REASONABLE LEVEL OF INCOME, BUT A LOW LEVEL OF LIQUID ASSETS SUCH THAT THE PAYMENT OF MEDICAL BILLS WOULD BE SERIOUSLY DETRIMENTAL TO THE PATIENT'S BASIC FINANCIAL (AND ULTIMATELY PHYSICAL) WELL-BEING AND SURVIVAL SUCH A PATIENT MAY BE EXTENDED DISCOUNTED OR FREE CARE BASED UPON THE FACTS AND CIRCUMSTANCES

Identifier	ReturnReference	Explanation
Costing Methodology used to calculate financial assistance	Schedule H, Part I, Line 7	THE COST-TO-CHARGE RATIO FOR THE YEAR ENDED 6/30/12 WAS COMPUTED USING THE FOLLOWING FORMULA OPERATING EXPENSE (BEFORE RESTRUCTURING, IMPAIRMENT AND OTHER LOSSES) DIVIDED BY GROSS PATIENT REVENUE BASED ON THAT FORMULA, \$15,672,032 /\$27,600,503 RESULTS IN A 56 78% COST-TO-CHARGE RATIO WORKSHEET 2 WAS NOT USED TO DERIVE THE COST-TO-CHARGE RATIO

Identifier	ReturnReference	Explanation
Bad Debt Expense excluded from financial assistance calculation	Schedule H, Part I, Line 7, column(f)	644,617

Identifier	ReturnReference	Explanation
Subsidized Health Services	Schedule H, Part I, Line 7g	INCLUDED IN SUBSIDIZED HEALTH SERVICES ARE THE FOLLOWING PHYSICIAN CLINICS FOSTER COUNTY MEDICAL CENTER COMMUNITY HEALTH CENTER OF NEW ROCKFORD

Identifier	ReturnReference	Explanation
Bad debt expense - financial statement footnote	Schedule H, Part III, Line 4	THE AMOUNT REPORTED ON THE SCHEDULE H, PART III, LINES 2 AND 3 ARE THE SAME AMOUNTS REPORTED FOR BAD DEBT IN THE AUDITED FINANCIAL STATEMENTS PLEASE REFER TO THE FINANCIAL STATEMENT FOOTNOTE BELOW FOR INFORMATION REGARDING THE METHODOLOGY USED TO DETERMINE AND REPORT BAD DEBT EXPENSE CARRINGTON HEALTH CENTER DOES NOT BELIEVE THAT ANY PORTION OF BAD DEBT EXPENSE COULD REASONABLY BE ATTRIBUTED TO PATIENTS WHO QUALIFY FOR FINANCIAL ASSISTANCE SINCE AMOUNTS DUE FROM THOSE INDIVIDUALS' ACCOUNTS WILL BE RECLASSIFIED FROM BAD DEBT EXPENSE TO CHARITY CARE WITHIN 30 DAYS FOLLOWING THE DATE THAT THE PATIENT IS DETERMINED TO QUALIFY FOR CHARITY CARE CARRINGTON HEALTH CENTER DOES NOT ISSUE SEPARATE COMPANY AUDITED FINANCIAL STATEMENTS HOWEVER, THE ORGANIZATION IS INCLUDED IN THE CONSOLIDATED FINANCIAL STATEMENTS OF CATHOLIC HEALTH INITIATIVES THE CONSOLIDATED FOOTNOTE READS AS FOLLOWS "THE PROVISION FOR BAD DEBTS IS BASED UPON MANAGEMENT'S ASSESSMENT OF HISTORICAL AND EXPECTED NET COLLECTIONS CONSIDERING HISTORICAL BUSINESS AND ECONOMIC CONDITIONS, TRENDS IN HEALTH CARE COVERAGE, AND OTHER COLLECTION INDICATORS MANAGEMENT ROUTINELY ASSESSES THE ADEQUACY OF THE ALLOWANCES FOR UNCOLLECTIBLE ACCOUNTS BASED UPON HISTORICAL WRITE-OFF EXPERIENCE BY PAYOR CATEGORY THE RESULTS OF THESE REVIEWS ARE USED TO MODIFY, AS NECESSARY, THE PROVISION FOR BAD DEBTS AND TO ESTABLISH APPROPRIATE ALLOWANCES FOR UNCOLLECTIBLE NET PATIENT ACCOUNTS RECEIVABLE AFTER SATISFACTION OF AMOUNTS DUE FROM INSURANCE, CHI FOLLOWS ESTABLISHED GUIDELINES FOR PLACING CERTAIN PATIENT BALANCES WITH COLLECTION AGENCIES, SUBJECT TO THE TERMS OF CERTAIN RESTRICTIONS ON COLLECTION EFFORTS AS DETERMINED BY EACH FACILITY "

Identifier	ReturnReference	Explanation
Community benefit & methodology for determining medicare costs	Schedule H, Part III, Line 8	CARRINGTON HEALTH CENTER IS DESIGNATED AS A CRITICAL ACCESS HOSPITAL ("CAH") CAHS ARE RURAL COMMUNITY HOSPITALS THAT ARE CERTIFIED TO RECEIVE COST-BASED REIMBURSEMENT FROM MEDICARE THE REIMBURSEMENT THAT CAHS RECEIVE IS INTENDED TO IMPROVE THEIR FINANCIAL PERFORMANCE AND THEREBY REDUCE HOSPITAL CLOSURES CAHS ARE CERTIFIED UNDER A DIFFERENT SET OF MEDICARE CONDITIONS OF PARTICIPATION (COP) SHORTFALLS ARE CREATED WHEN A FACILITY RECEIVES PAYMENTS THAT ARE LESS THAN THE COSTS OF CARING FOR PROGRAM BENEFICIARIES BECAUSE SHORTFALLS ARE BASED ON COSTS, NOT CHARGES, CARRINGTON HEALTH CENTER, DUE TO ITS DESIGNATION AS A CAH, RECEIVED COST-BASED REIMBURSEMENT FOR MEDICARE PURPOSES, CARRINGTON HEALTH CENTER WILL NOT EXPERIENCE MEDICARE RELATED SHORTFALLS ALTHOUGH NOT PRESENTED ON THE MEDICARE COST REPORT, IN ORDER TO FACILITATE A MORE ACCURATE UNDERSTANDING OF THE "TRUE" COST OF SERVICES (FOR "SHORTFALL" PURPOSES) THE CHI WORKBOOK ALLOWS A HEALTH CARE FACILITY NOT TO OFFSET COSTS THAT MEDICARE CONSIDERS TO BE NON-ALLOWABLE, BUT FOR WHICH THE FACILITY CAN LEGITIMATELY ARGUE ARE RELATED TO THE CARE OF THE FACILITY'S PATIENTS IN ADDITION, ALTHOUGH NOT REPORTABLE ON THE MEDICARE COST REPORT, THE CHI WORKBOOK INCLUDES THE COST OF SERVICES THAT ARE PAID VIA A SET FEE-SCHEDULE RATHER THAN BEING REIMBURSED BASED ON COSTS (E G OUTPATIENT CLINICAL LABORATORY) FINALLY, THE CHI WORKBOOK ALLOWS A FACILITY TO INCLUDE OTHER HEALTH CARE SERVICES PERFORMED BY A SEPARATE FACILITY (SUCH AS A PHYSICIAN PRACTICE) THAT ARE MAINTAINED ON SEPARATE BOOKS AND RECORDS (AS OPPOSED TO THE MAIN FACILITY'S BOOKS AND RECORDS WHICH HAS ITS COSTS OF SERVICE INCLUDED WITHIN A COST REPORT) TRUE COSTS OF MEDICARE COMPUTED USING THIS METHODOLOGY TOTAL MEDICARE REVENUE \$6,776,148 TOTAL MEDICARE COSTS \$6,840,873 SHORTFALL (\$64,725) CARRINGTON HEALTH CENTER BELIEVES THAT EXCLUDING MEDICARE LOSSES FROM COMMUNITY BENEFIT MAKES THE OVERALL COMMUNITY BENEFIT REPORT MORE CREDIBLE FOR THESE REASONS UNLIKE SUBSIDIZED AREAS SUCH AS BURN UNITS OR BEHAVIORAL-HEALTH SERVICES, MEDICARE IS NOT A DIFFERENTIATING FEATURE OF TAX-EXEMPT HEALTH CARE ORGANIZATIONS IN FACT, FOR-PROFIT HOSPITALS FOCUS ON ATTRACTING PATIENTS WITH MEDICARE COVERAGE, ESPECIALLY IN THE CASE OF WELL-PAID SERVICES THAT INCLUDE CARDIAC AND ORTHOPEDICS SIGNIFICANT EFFORT AND RESOURCES ARE DEVOTED TO ENSURING THAT HOSPITALS ARE REIMBURSED APPROPRIATELY BY THE MEDICARE PROGRAM THE MEDICARE PAYMENT ADVISORY COMMISSION (MEDPAC), AN INDEPENDENT CONGRESSIONAL AGENCY, CAREFULLY STUDIES MEDICARE PAYMENT AND THE ACCESS TO CARE THAT MEDICARE BENEFICIARIES RECEIVE THE COMMISSION RECOMMENDS PAYMENT ADJUSTMENTS TO CONGRESS ACCORDINGLY THOUGH MEDICARE LOSSES ARE NOT INCLUDED BY CATHOLIC HOSPITALS AS COMMUNITY BENEFIT, THE CATHOLIC HEALTH ASSOCIATION GUIDELINES ALLOW HOSPITALS TO COUNT AS COMMUNITY BENEFIT SOME PROGRAMS THAT SPECIFICALLY SERVE THE MEDICARE POPULATION FOR INSTANCE, IF HOSPITALS OPERATE PROGRAMS FOR PATIENTS WITH MEDICARE BENEFITS THAT RESPOND TO IDENTIFIED COMMUNITY NEEDS, GENERATE LOSSES FOR THE HOSPITAL, AND MEET OTHER CRITERIA, THESE PROGRAMS CAN BE INCLUDED IN THE CHA FRAMEWORK IN CATEGORY C AS "SUBSIDIZED HEALTH SERVICES " MEDICARE LOSSES ARE DIFFERENT FROM MEDICAID LOSSES, WHICH ARE COUNTED IN THE CHA COMMUNITY BENEFIT FRAMEWORK, BECAUSE MEDICAID REIMBURSEMENTS GENERALLY DO NOT RECEIVE THE LEVEL OF ATTENTION PAID TO MEDICARE REIMBURSEMENT MEDICAID PAYMENT IS LARGELY DRIVEN BY WHAT STATES CAN AFFORD TO PAY, AND IS TYPICALLY SUBSTANTIALLY LESS THAN WHAT MEDICARE PAYS

Identifier	ReturnReference	Explanation
Collection practices for patients eligible for financial assistance	Schedule H, Part III, Line 9b	CARRINGTON HEALTH CENTER, ALONG WITH ITS AFFILIATED OUTPATIENT FACILITIES ARE PART OF CATHOLIC HEALTH INITIATIVES ("CHI") CHI HAS A WRITTEN POLICY (STEWARDSHIP POLICY NO 16) GOVE RNING THE PROCEDURES FOR COLLECTIONS OF PAST DUE ACCOUNTS ALL HOSPITAL FACILITIES INCLUDE D IN THE FILING ORGANIZATION HAVE ADOPTED THIS POLICY AND FOLLOW THESE PRACTICES WITH REGA RDS TO COLLECTIONS PROCEDURES CHI ENTITIES WILL FOLLOW STANDARD PROCEDURES IN COLLECTING SELF-PAY BALANCES AS FOLLOWS PERMISSIBLE COLLECTIONS ACTIVITY EACH FACILITY MUST ADHERE T O THE FOLLOWING REQUIREMENTS IN RELATION TO THE PURSUIT OF SELF-PAY BALANCES *FAIR PURSUIT EACH FACILITY SHALL ENSURE THAT ALL PATIENT AND PATIENT GUARANTOR ACCOUNTS ARE PURSUED FAIRLY *ETHICS AND INTEGRITY EACH FACILITY SHALL ENSURE THAT ALL COLLECTION ACTIVITIES C ONSISTENTLY REFLECT THE HIGHEST STANDARDS OF ETHICS AND INTEGRITY *REASONABLE PAYMENT TER MS EACH FACILITY SHALL OFFER REASONABLE PAYMENT SCHEDULES AND TERMS TO EACH PATIENT AND P ATIENT GUARANTOR WITH SELF-PAY BALANCES ALL COLLECTION ACTIVITIES CONDUCTED BY THE FACILI TY OR ITS THIRD-PARTY COLLECTION AGENTS WILL BE IN CONFORMANCE WITH ALL FEDERAL AND STATE LAWS GOVERNING DEBT COLLECTION PRACTICES COLLECTION ACTIVITY MAY BE IN THE FORM OF LETTER S, EMAILS, PHONE CALLS, AND/OR CREDIT REPORTING AND MAY ALSO INCLUDE WAGE GARNISHMENTS, PL ACING OF LIENS ON BUILDINGS OR RESIDENCES OTHER THAN PERSONAL RESIDENCES, INITIATION OF LA WSUIT, AND/OR OTHER ACTIONS AS REQUIRED, EXCEPT AS PROHIBITED BY IMPERMISSIBLE COLLECTIONS ACTIONS BELOW PRE-COLLECTIONS ACTIVITY *TIMING GENERALLY, ACCOUNTS WILL NOT BE REFERRED TO COLLECTIONS UNTIL THEY ARE 120 DAYS OLD HOWEVER, IN CIRCUMSTANCES WHERE INVOICES TO N ON-MEDICARE PATIENTS ARE RETURNED UNDELIVERED WITH NO KNOWN ADDRESS, THOSE SELF-PAY BALANC ES MAY BE REFERRED TO COLLECTIONS PRIOR TO EXPIRATION OF 120 DAYS *LIMITATIONS - FINANCIA L ASSISTANCE ELIGIBILITY THE FACILITY SHALL PERFORM A REASONABLE REVIEW OF EACH PATIENT A CCOUNT PRIOR TO TURNING AN ACCOUNT OVER TO A THIRD-PARTY COLLECTION AGENT AND PRIOR TO INS TITUTING ANY LEGAL ACTION FOR NON-PAYMENT (INCLUDING, BUT NOT LIMITED TO, REPORTING THE AC COUNT TO A COLLECTION AGENCY) TO ENSURE THAT THE PATIENT AND PATIENT GUARANTOR ARE NOT ELI GIBLE FOR ANY ASSISTANCE PROGRAM (E G , MEDICAID) AND DO NOT QUALIFY FOR COVERAGE THROUGH THE FACILITY'S FINANCIAL ASSISTANCE POLICY THAT REASONABLE REVIEW WILL INCLUDE ONE OR MOR E OF THE FOLLOWING *NOTIFICATION TO PATIENT OF THE AVAILABILITY OF FINANCIAL ASSISTANCE O N ADMISSION, PRIOR TO DISCHARGE, AND/OR IN THE BILLING PROCESS, *REVIEW OF FINANCIAL ASSIS TANCE APPLICATION SUBMITTED BY OR ON BEHALF OF THE PATIENT, OR *REVIEW OF THE PATIENT'S EL IGIBILITY USING PATIENT ACCOUNT STATISTICAL SCORING SOFTWARE *COOPERATING EFFORTS NO FAC ILITY SHALL SEND ANY UNPAID SELF-PAY ACCOUNT TO A THIRD-PARTY COLLECTION AGENT AS LONG AS THE PATIENT AND PATIENT GUARANTOR ARE COOPERATING WITH THE FACILITY IN EFFORTS TO SETTLE T HE ACCOUNT BALANCE WITHIN A REASONABLE TIME FRAME (GENERALLY 18 MONTHS) *SUBSEQUENT ASSES SMENT AFTER HAVING BEEN TURNED OVER TO A THIRD-PARTY COLLECTION AGENT, ANY ACCOUNT THAT S UBSEQUENTLY IS DETERMINED TO QUALIFY FOR FINANCIAL ASSISTANCE SHALL BE RETURNED IMMEDIATEL Y BY THE THIRD-PARTY COLLECTION AGENT TO THE FACILITY FOR APPROPRIATE FOLLOW-UP CHI SHALL DIRECT ITS STAFF AND THIRD-PARTY COLLECTION AGENTS TO CONTINUALLY ASSESS EACH PATIENT AND PATIENT GUARANTOR'S ABILITY TO PAY OR TO BE DETERMINED ELIGIBLE FOR FINANCIAL ASSISTANCE COLLECTIONS THE FACILITY MAY USE A THIRD-PARTY COLLECTION AGENT AS A REPRESENTATIVE, ACTI NG IN THE NAME OF THE FACILITY AND ENGAGED ON A CONTRACTUAL BASIS, FOR THE EXPRESS PURPOSE S OF FOLLOWING-UP ON AND POTENTIALLY COLLECTING ANY PATIENT ACCOUNTS RECEIVABLE BALANCES THE FACILITY SHALL CONTRACTUALLY DEFINE THE STANDARDS AND SCOPE OF PRACTICES TO BE USED BY THIRD-PARTY COLLECTION AGENTS THOSE STANDARDS AND SCOPE OF PRACTICES SHALL BE CONSISTENT WITH THIS POLICY AND SHALL, AT A MINIMUM, INCLUDE THE FOLLOWING *STATEMENT MESSAGE THE FACILITY SHALL REQUIRE ITS THIRD-PARTY COLLECTION AGENTS TO INCLUDE A MESSAGE ON ALL STATE MENTS INDICATING THAT IF A PATIENT OR PATIENT GUARANTOR MEETS CERTAIN STIPULATED INCOME RE QUIREMENTS, THE PATIENT OR PATIENT GUARANTOR MAY BE ELIGIBLE FOR FACILITY OR OTHER FINANCI AL ASSISTANCE PROGRAMS *ADVANCE SETTLEMENT APPROVALS THE FACILITY SHALL INSTRUCT ITS THI RD-PARTY COLLECTION AGENTS TO SEEK APPROVAL FROM THE AUTHORIZED AND DESIGNATED FACILITY ST AFF MEMBER BEFORE ANY SETTLEMENT, AS A RESULT OF BANKRUPTCY PROCEEDINGS, SHALL BE ACCEPTED *STANDARDS OF CONDUCT THE FACILITY SHALL REQUIRE THAT THE THIRD-PARTY COLLECTION AGENTS CONDUCT THEMSELVES IN COMPLIANCE WITH THE HIGHEST STANDARDS OF BUSINESS ETHICS AND INTEGR ITY AND APPLICABLE LEGAL REQUIREMENTS, AS REFLECTED IN THE CHI STANDARDS OF CONDUCT, AS MA Y BE AMENDED BY CHI, AVAILABLE AT THE FOLLOWING WEBSITE HTTP //WWW.CATHOLICHEALTHINITIATI VES.ORG/CORPORATERESPONSIBILITY *PROHIBITED COLLE

Identifier	ReturnReference	Explanation
Collection practices for patients eligible for financial assistance	Schedule H, Part III, Line 9b	<p>CTIONS ACTIONS THE FACILITY SHALL PROHIBIT THE THIRD-PARTY COLLECTION AGENTS FROM ENGAGIN G IN PROHIBITED COLLECTIONS ACTIONS AS DEFINED IN IMPERMISSIBLE COLLECTIONS ACTIONS BELOW</p> <p>*ANNUAL ADHERENCE AUDIT THE FACILITY OR ITS DESIGNEE SHALL BE PERMITTED TO AUDIT ITS THI RD-PARTY COLLECTION AGENTS AT LEAST ANNUALLY FOR ADHERENCE TO THESE STANDARDS IMPERMISSIB LE COLLECTIONS ACTIONS CHI ENTITIES SHALL DIRECT THEIR STAFF AND THIRD-PARTY COLLECTION AG ENTS THAT THE FOLLOWING ACTIONS ARE ALWAYS PROHIBITED IN RELATION TO THE PURSUIT OF SELF-P AY BALANCES</p> <p>*UNEMPLOYED WITHOUT SIGNIFICANT INCOME/ASSETS NO FACILITY SHALL PURSUE ANY L EGAL ACTION FOR NON-PAYMENT OF ANY BILLS AGAINST ANY PATIENT OR PATIENT GUARANTOR WHO IS K NOWN TO BE UNEMPLOYED AND WHO HAS BEEN DETERMINED IN ACCORDANCE WITH CHI STEWARDSHIP POLIC Y NO 15, HOSPITAL FINANCIAL ASSISTANCE, ON THE BASIS OF A COMPLETED FINANCIAL ASSISTANCE APPLICATION, TO BE WITHOUT SIGNIFICANT INCOME OR ASSETS</p> <p>*PRINCIPAL RESIDENCE NO FACILITY SHALL PURSUE ANY LEGAL ACTION AGAINST ANY PATIENT OR PATIENT GUARANTOR BY SEEKING A REMED Y THAT WOULD INVOLVE FORECLOSING UPON THE PRINCIPLE RESIDENCE OF A PATIENT OR PATIENT GUAR ANTOR, PLACING A LIEN ON THE PRINCIPAL RESIDENCE, TAKING ANY OTHER ACTION THAT COULD RESULT IN THE INVOLUNTARY SALE OR TRANSFER OF SUCH RESIDENCE, OR INFORMING ANY PATIENT OR PATIE NT GUARANTOR THAT HE/SHE MAY BE SUBJECT TO ANY SUCH ACTION</p> <p>*OTHER IMPERMISSIBLE COLLECTIO N TACTICS *NO FACILITY SHALL CHARGE INTEREST ON OUTSTANDING BALANCES, *NO FACILITY SHALL REQUIRE PATIENTS OR PATIENT GUARANTORS TO INCUR DEBT OR LOANS WITH RECOURSE TO THE PATIENT 'S OR GUARANTOR'S PERSONAL OR REAL PROPERTY ASSETS ("RECOURSE INDEBTEDNESS"), AND *NO FACI LITY SHALL INVOKE SO-CALLED "BODY ATTACHMENTS" (I E , THE ARREST OR JAILING OF PATIENTS IN DEFAULT ON THEIR ACCOUNTS, SUCH AS FOR MISSED COURT APPEARANCES) IN ADDITION TO THE WRIT TEN POLICY ALL OF CATHOLIC HEALTH INITIATIVES' HOSPITALS' CONTRACTS WITH THIRD PARTY COLLE CTION AGENCIES INCLUDE THE FOLLOWING STANDARDS</p> <p>*NEITHER CHI HOSPITALS NOR THEIR COLLECTIO N AGENCIES WILL REQUEST BENCH OR ARREST WARRANTS AS A RESULT OF NON-PAYMENT, *NEITHER CHI HOSPITALS NOR THEIR COLLECTION AGENCIES WILL SEEK LIENS THAT WOULD REQUIRE THE SALE OR FOR ECLOSURE OF A PRIMARY RESIDENCE, AND *NO CATHOLIC HEALTH INITIATIVES' COLLECTION AGENCY MA Y SEEK COURT ACTION WITHOUT HOSPITAL APPROVAL</p> <p>FINALLY, COLLECTION AGENCIES ARE TRAINED ON THE CATHOLIC HEALTH INITIATIVES MISSION, CORE VALUES AND STANDARD OF CONDUCT TO MAKE SURE ALL PATIENTS ARE TREATED WITH DIGNITY AND RESPECT</p>

Identifier	ReturnReference	Explanation
Used federal poverty guidelines (FPG) to determine eligibility	Schedule H, Part V Section B, Line 9	(1) CARRINGTON HEALTH CENTER - HUD LOW INCOME GUIDELINES USED,

Identifier	ReturnReference	Explanation
Used FPG to determine eligibility for providing discounted care criteria	Schedule H, Part V Section B, Line 10	(1) CARRINGTON HEALTH CENTER - HUD LOW INCOME GUIDELINES USED,

Identifier	ReturnReference	Explanation
Means used to determine amounts billed	Schedule H, Part V Section B, Line 19d	(1) CARRINGTON HEALTH CENTER - CARRINGTON HEALTH CENTER USED A SELF-PAY DISCOUNT RATE BASED ON THE AVERAGE MANAGED CARE CONTRACTUAL ALLOWANCE RATE FOR THE MOST RECENT FISCAL YEAR ,

Identifier	ReturnReference	Explanation
LINES 2, 4 & 5 NEEDS ASSESSMENT, COMMUNITY INFORMATION, AND PROMOTION OF COMMUNITY HEALTH	SCHEDULE H, PART VI	<p>INTRODUCTION I ORGANIZATION'S MISSION, VISION, AND TAX-EXEMPT PURPOSE THE CARRINGTON HOSPITAL ASSOCIATION CHARTED ON SEPTEMBER 23, 1915, AND BUILT THE ORIGINAL HOSPITAL IN 1916 IN 1941, THE HOSPITAL WAS LEASED TO THE SISTERS OF THE PRESENTATION OF THE BLESSED VIRGIN MARY OF THE DIOCESE OF FARGO, ND FULL OWNERSHIP WAS TRANSFERRED TO THE PRESENTATION SISTERS IN 1970 CARRINGTON HEALTH CENTER IS COMPRISED OF A HOSPITAL, BUILT IN 1955, CURRENTLY USED FOR AUXILIARY AND GIFT SHOP, PHYSICAL THERAPY, AND ADMINISTRATION, A RURAL HEALTH CLINIC, A BASIC CARE FACILITY BUILT IN 1964, AND A NEW HOSPITAL COMPLEX BUILT IN 1986 COMPLETE THE CAMPUS THE PRESENTATION SISTERS JOINED THE CATHOLIC HEALTH CORPORATION OF OMAHA IN 1980, IN 1996, THE CATHOLIC HEALTH CORPORATION CONSOLIDATED WITH TWO OTHER CATHOLIC HEALTH SYSTEMS, THE SISTERS OF CHARITY HEALTH CARE SYSTEM, INC, CINCINNATI, AND THE FRANCISCAN HEALTH SYSTEM, ASTON, PA, TO FORM A NEW CORPORATION, CATHOLIC HEALTH INITIATIVES THE MISSION OF CARRINGTON HEALTH CENTER AND CATHOLIC HEALTH INITIATIVES IS "TO NURTURE THE HEALING MINISTRY OF THE CHURCH BY BRINGING IT NEW LIFE, ENERGY AND VIABILITY IN THE 21ST CENTURY FIDELITY TO THE GOSPEL URGES US TO EMPHASIZE HUMAN DIGNITY AND SOCIAL JUSTICE AS WE MOVE TOWARD THE CREATION OF HEALTHIER COMMUNITIES " CHI'S VISION IS TO LIVE UP TO OUR NAME AS ONE CHI CATHOLIC LIVING OUR MISSION AND CORE VALUES HEALTH IMPROVING THE HEALTH OF THE PEOPLE AND COMMUNITIES WE SERVE INITIATIVES PIONEERING MODELS AND SYSTEMS OF CARE TO ENHANCE CARE DELIVERY CARRINGTON HEALTH CENTER'S GOAL IS TO BE KNOWN AS ONE OF THE BEST CRITICAL ACCESS HOSPITALS IN NORTH DAKOTA THAT GIVES THE HIGHEST QUALITY OF PATIENT CARE THE PRIMARY TAX-EXEMPT PURPOSE OF CARRINGTON HEALTH CENTER IS TO PROVIDE HEALTHCARE SERVICES TO RESIDENTS IN THE COMMUNITY AND SURROUNDING AREA REGARDLESS OF THEIR ABILITY TO PAY CARRINGTON HEALTH CENTER IS IN A RURAL AREA AND IS A CRITICAL CARE ACCESS HOSPITAL CARRINGTON HEALTH CENTER PROVIDES A WIDE ARRAY OF HEALTH SERVICES FOR OUR AREA INCLUDING CRITICAL ACCESS HOSPITAL, EMERGENCY CARE, TRAUMA LEVEL 5, AMBULANCE SERVICES, ACUTE CARE, SWING BED, GENERAL SURGERY, PATIENT EDUCATION, PHARMACY, RADIOLOGY, LABORATORY SERVICES, PHYSICAL THERAPY, OCCUPATION THERAPY, SPEECH THERAPY, MONITORED CORONARY CARE, RESPIRATORY THERAPY, CANCER TREATMENTS, SAME-DAY SURGERY, ULTRASOUND, DEXA SCANS, CT SCANNING, ELECTROCARDIOGRAPHY, DIETETIC COUNSELING, MAMMOGRAPHY, A BASIC CARE FACILITY, AND FULL CLINIC AND OUTREACH CLINIC IN EDDY COUNTY WITH THREE PHYSICIANS, A GENERAL SURGEON, THREE PHYSICIAN ASSISTANTS AND MANY OUTREACH SPECIALISTS THAT PROVIDE NEEDED LOCAL SERVICES FOR WHICH OUR PATIENTS WOULD OTHERWISE HAVE THE INCONVENIENCE OF TRAVELING LONG DISTANCE TO RECEIVE THE PROGRAMS AND SERVICES DESCRIBED THROUGHOUT THIS REPORT PROMOTE A HEALTHY COMMUNITY AND EACH YEAR THOSE SERVICES SEEM TO EXPAND IN SOME FORM CARRINGTON HEALTH CENTER ASSISTS IN ADDRESSING THE SPIRITUAL AND EMOTIONAL NEEDS BY PROVIDING MISSION AND SPIRITUAL CARE, WELLNESS AND DISEASE MANAGEMENT AND A SOCIAL SERVICE DEPARTMENT FOR THOSE NEEDING GUIDANCE AND HELP A CLINICAL PSYCHOLOGIST IS ONE OF THE SPECIALISTS BASED AT CARRINGTON HEALTH CENTER'S CAMPUS CARRINGTON HEALTH CENTER HAS A GOVERNING BOARD OF DIRECTORS WHOSE MEMBERSHIP INCLUDES FOUR REPRESENTATIVES FROM CARRINGTON AND THE IMMEDIATE SURROUNDING AREA, ONE REPRESENTATIVE FROM NEW ROCKFORD WHERE A SATELLITE CLINIC IS LOCATED, AND ONE REPRESENTATIVE FROM FESSENDEN ALSO ON THE BOARD ARE TWO WOMEN FROM OUR RELIGIOUS FOUNDING ORDER, THE SISTERS OF THE PRESENTATION OF THE BLESSED VIRGIN MARY CARRINGTON HEALTH CENTER ALSO HAS A QUALITY COMMITTEE-PATIENT FAMILY ADVISORY COUNCIL AND A FOUNDATION ADVISORY COUNCIL II COMMUNITY BENEFIT APPROACH CARRINGTON HEALTH CENTER ("CHC") IS LOCATED IN CARRINGTON, ND, FOSTER COUNTY SURROUNDING COUNTIES SERVED BY CHC INCLUDE EDDY COUNTY, A PORTION OF WELLS COUNTY, AND NELSON COUNTY, THE LAST TWO OF WHICH HAVE A MEDICAL CENTER IN THEIR COUNTY ACCORDING TO THE U.S. CENSUS BUREAU ESTIMATED CENSUS FOR 2011, THESE THREE COUNTIES HAVE A TOTAL AREA OF 2,536 SQUARE MILES AND A POPULATION OF APPROXIMATELY 9,958 PEOPLE, A SLIGHT INCREASE FROM 2010 CENSUS OF 9,935 THE RACIAL MAKEUP OF THE COUNTIES WAS 97.6% WHITE THE NUMBER OF HOUSEHOLDS DECREASED FROM 4,806 IN 2010 TO 4,601 IN 2011 CENSUS STATISTICS SHOW 20% OF THE POPULATION INCLUDES CHILDREN UNDER THE AGE OF 18 AND 24.8% OF RESIDENTS 65 YEARS OF AGE AND OLDER THE MEDIAN AGE WAS 43 YEARS THE MEDIAN HOUSEHOLD INCOME IN THE THREE COUNTIES DECREASED FROM \$42,532 IN 2010 TO \$39,869 IN 2011 IN ADDITION, THE POPULATION BELOW THE POVERTY LINE DECREASED FROM 11.26% IN 2010 TO 10.9% IN 2011 ACCORDING TO HRSA (HEALTH RESOURCES AND SERVICE ADMINISTRATION), DEPARTMENT OF HEALTH & HUMAN SERVICES, AND THE CENTER FOR RURAL HEALTH - UND, CARRINGTON HEALTH CENTER IS IN A PRIMARY CARE HEALTH PROFESSIONAL SHORTAGE AREA, A MENTAL HEALTH PROFESSIONAL SHORTAGE AREA, AN</p>

Identifier	ReturnReference	Explanation
LINES 2, 4 & 5 NEEDS ASSESSMENT, COMMUNITY INFORMATION, AND PROMOTION OF COMMUNITY HEALTH	SCHEDULE H, PART VI	D A MEDICALLY UNDERSERVED AREA/POPULATION HEALTH PROFESSIONAL SHORTAGE AREAS (HPSAS) ARE DESIGNATED BY HRSA AS HAVING SHORTAGES OF PRIMARY MEDICAL CARE, DENTAL OR MENTAL HEALTH PR OVIDERS AND MAY BE GEOGRAPHIC (A COUNTY OR SERVICE AREA), DEMOGRAPHIC (LOW INCOME POPULATI ON), OR INSTITUTIONAL (COMPREHENSIVE HEALTH CENTER, FEDERALLY QUALIFIED HEALTH CENTER OR O THER PUBLIC FACILITY) MEDICALLY UNDERSERVED AREAS/POPULATIONS ARE AREAS OR POPULATIONS DE SIGNATED BY HRSA AS HAVING TOO FEW PRIMARY CARE PROVIDERS, HIGH INFANT MORTALITY, HIGH POV ERTY, AND/OR HIGH ELDERLY POPULATION NATIONALLY, COUNTIES WITH THIS DESIGNATION HAVE THE LOWEST PRIMARY CARE PHYSICIAN SUPPLY, THE LOWEST PERCENTAGE OF RURAL ADULTS WITH A REGULAR PRIMARY CARE PROVIDER, AND ARE THE MOST LIKELY TO FOREGO NEEDED HEALTH CARE DUE TO COST BASED ON 2010 CENSUS, FOSTER COUNTY AND SURROUNDING SERVICE AREAS ARE ALSO DESIGNATED AS F RONTIER IN THE NORTH DAKOTA FRONTIER COUNTIES (LESS THAN 6 PERSONS PER SQUARE MILE) FRONT IER AREAS FACE EVEN GREATER CHALLENGES IN PROVIDING ACCESS TO HEALTH AND HUMAN SERVICES TH AN THE CHALLENGES FACED BY LESS ISOLATED RURAL COMMUNITIES ACCESS TO AN ADEQUATE SUPPLY O F HEALTH CARE PROVIDERS IS A CONCERN IN BOTH NORTH DAKOTA AND NATIONALLY BY 2012, SEVEN O F THE TOP TEN FASTEST GROWING OCCUPATIONS ACROSS THE NATION ARE PROJECTED TO BE IN HEALTH CARE CENTER FOR RURAL HEALTH PROJECTIONS INDICATE THAT BY 2020, ABOUT ONE-THIRD OF THE ST ATE'S PHYSICIANS WILL BE AT A LIKELY AGE OF RETIREMENT, WITH THE PERCENTAGE BEING SLIGHTLY LOWER FOR PRIMARY CARE IN COMPARISON TO NON-PRIMARY CARE ABOUT 90 PERCENT OF NORTH DAKOT A PHYSICIANS ARE LOCATED IN THE TEN LARGEST CITIES, OVER 83 PERCENT OF THE PRIMARY CARE PH YSICIANS ARE LOCATED IN THOSE CITIES HOWEVER, ACCORDING TO THE USDA ECONOMIC RESEARCH SER VICE, THE 2009 POPULATION ESTIMATE FOR NORTH DAKOTA RECORDED 51 PERCENT OF THE STATE'S POP ULATION AS RURAL, THUS, ABOUT NINE OUT OF TEN PHYSICIANS ARE PRACTICING IN ESSENTIALLY URB AN AREAS OF THE STATE, AND ABOUT FIVE OUT OF TEN NORTH DAKOTANS ARE EITHER URBAN OR RURAL REGARDING OTHER HEALTH CARE DISCIPLINES, JOB SERVICE OF NORTH DAKOTA EXPECTS SIGNIFICANT GROWTH (OVER TEN PERCENT) IN DEMAND FOR PHARMACISTS, OCCUPATIONAL THERAPISTS, PHYSICAL THE RAPISTS, MEDICAL AND CLINICAL LABORATORY TECHNOLOGISTS AND TECHNICIANS, PHYSICIAN ASSISTAN TS, AND REGISTERED NURSES (SEE CONTINUATION #1)

Identifier	ReturnReference	Explanation
LINES 2, 4 & 5 NEEDS ASSESSMENT, COMMUNITY INFORMATION, AND PROMOTION OF COMMUNITY HEALTH	SCHEDULE H, PART VI	(CONTINUATION #1) COMMUNITY ASSESSMENT, PROCESS AND SUMMARY IN ASSESSING THE COMMUNITY HEALTH NEEDS OF CARRINGTON HEALTH CENTER SERVICE AREA, A PLANNING COMMITTEE OF ROUGHLY 35 COMMUNITY MEMBERS MET IN 2009 TO IDENTIFY AND DISCUSS THE TOP ISSUES FACING OLDER ADULTS AND PERSONS WITH DISABILITIES RESIDING IN FOSTER COUNTY A STRATEGIC PLAN ADDRESSING THESE IDENTIFIED ISSUES WAS DEVELOPED IN THE FALL OF 2009 THE STRATEGIC PLAN IDENTIFIED 104 ISSUES IMPORTANT TO FOSTER COUNTY! WE NEEDED TO NARROW THESE 104 ISSUES DOWN TO SPECIFIC ISSUES THAT WE, AS A COMMUNITY, COULD WORK ON AND TRULY MAKE A DIFFERENCE IN WE CHOSE THE FOLLOWING AS THE TOP FIVE "MOST CRITICAL ISSUES" 1 A NEED FOR MORE VOLUNTEERS 2 TRANSPORTATION TO MEDICAL APPOINTMENTS 3 HELP WITH HOUSEHOLD (CLEANING, MINOR REPAIRS) 4 ACCESS TO MEDICAL SERVICES (CHEMO/RADIATION/DIALYSIS) 5 A COMPILED LIST OF ALL THE SERVICES AVAILABLE IN OUR REGION BOTH THE FOSTERING CARE FOR YOU AND FAITH IN ACTION COMMITTEES WERE DEVELOPED FROM THIS NEEDS ASSESSMENT AND THEY CONTINUE TO MEET BI-MONTHLY THE VISION OF THE STEERING COMMITTEE IS FOR OLDER ADULTS AND OTHERS-IN-NEED LIVING IN FOSTER COUNTY TO HAVE ACCESS TO RELEVANT SERVICES THAT ALLOW THEM TO MAINTAIN THEIR INDEPENDENCE AS LONG AS POSSIBLE BEING A FRONTIER COUNTY, TRANSPORTATION TO MEDICAL APPOINTMENTS WAS A NEEDED SERVICE ANOTHER AREA OF COMMUNITY NEEDS ASSESSMENT DEVELOPED THE HEALTHY COMMUNITY INITIATIVES COMMITTEE THAT MEETS ONCE A MONTH UNDER THE DIRECTION OF CHC'S MISSION DIRECTOR, COLLABORATING WITH THE SCHOOL, PUBLIC HEALTH, COUNTY SOCIAL SERVICES, CHURCHES, OTHER ORGANIZATIONS, COMMUNITY MEMBERS AND OTHER HEALTH CARE PROFESSIONALS HEALTHY COMMUNITY INITIATIVES COMMITTEE COLLABORATES ON PROJECTS SUCH AS SUPPLEMENTAL FOOD FOR INDIVIDUALS OR FAMILIES IN NEED (CARRINGTON DAILY BREAD), EDUCATIONAL OPPORTUNITIES (GARDENING/WOOD CARVING/CANNING/COMPUTER CLASSES), AND HEALTHIER BEHAVIORS (WALK CARRINGTON, RED RIBBON WEEK, SOURCES OF STRENGTH) THE HEALTHY COMMUNITY INITIATIVES COMMITTEE TEAMED WITH FOSTERING CARE 4 YOU AND SPONSORED A HEALTH EXPO DURING PARENT TEACHERS CONFERENCES AT THE ELEMENTARY SCHOOL ND RISK ASSESSMENT PUTS CARRINGTON HIGH ON THE LIST FOR RISKY BEHAVIORS SUCH AS UNDERAGE DRINKING HEALTHY COMMUNITY INITIATIVES RECEIVED A GRANT FROM THE ND GOVERNOR'S PREVENTION ADVISORY COUNCIL ON DRUGS AND ALCOHOL THAT WILL FOCUS ON ALCOHOL SERVER TRAINING THEY WERE ALSO SELECTED AS A TARGETED COMMUNITY THAT WILL BRING AWARENESS TO CHILDREN AND YOUNG ADULTS REGARDING ALTERNATIVES TO BINGE OR REGULAR UNDERAGE DRINKING ND GOVERNORS PREVENTION ADVISORY COUNCIL HAS ATTENDED MEETINGS, PROVIDED TECHNICAL ASSISTANCE IN ASSESSING DATA, IDENTIFYING GOALS, IMPLEMENTING EFFECTIVE STRATEGIES AND EVALUATING HEALTHY COMMUNITY GROUP IS WORKING WITH PARENTS AND LOCAL LAW ENFORCEMENT AGENCIES ON THE DANGERS OF HOSTING OR ALLOWING UNDERAGE DRINKING PARTIES THE SENIOR BASH WAS HELD WITH THE HOPE THE "SENIOR BBQ," (AN ALCOHOL PARTY HOSTED BY ADULTS) AS IT ONCE WAS KNOWN, WILL NO LONGER BE A CULTURAL NORM FOR OUR COMMUNITY AND WILL BE ALCOHOL FREE FOR MINORS ND TARGETED COMMUNITY AND THE ND STATE PREVENTION TEAM SPECIALISTS ARE DEVELOPING UNIQUE PLANS TO ADDRESS AND PREVENT ALCOHOL AND OTHER SUBSTANCE ABUSE THE HEALTH OF ITS RESIDENTS IS OF GREAT CONCERN TO CARRINGTON HEALTH CENTER STAFF OBESITY, DIABETES, HYPERTENSION AND HEART DISEASE INCREASE THE RISK OF HEART ATTACK AND LEAD TO HIGHER MORTALITY RATES NEARLY 57% OF FOSTER COUNTY RESIDENTS ARE OVERWEIGHT OR OBESE JUST OVER 10% OF ADULTS ARE DIABETIC, COMPARED TO 7.6% IN THE GENERAL NORTHERN DAKOTA POPULATION CARDIOVASCULAR DISEASE RATES ARE 28% HIGHER THAN THE STATE AVERAGE THE COST TO THE COMMUNITY INCREASES AS EMPLOYEES CLAIM MORE SICK DAYS AND AS LOW-INCOME PATIENTS USE EMERGENCY ROOMS FOR CHRONIC DISEASE MANAGEMENT AND ACUTE CARE IN FOSTER COUNTY, 83 INDIVIDUALS OUT OF EVERY 1,000 USE THE EMERGENCY ROOM FOR AMBULATORY CARE IN EDDY COUNTY, THE RATE IS 92 INDIVIDUALS OUT OF EVERY 1,000 THE HEALTH PEOPLE 2010 TARGET RATE IS 58 IMPACTING CHRONIC DISEASE AND LOWERING THE INCIDENCE OF ACUTE CARE DUE TO NEGLECTED CHRONIC DISEASE IS A MULTI-SECTOR EFFORT THE GOOD NEWS IS THE PROJECTION THAT BY THE END OF 2011, 76% OF HEALTH CARE PURCHASERS (INDIVIDUALS OR EMPLOYERS) WILL INCLUDE POPULATION HEALTH IMPROVEMENT PROGRAMS IN THEIR COVERAGE FOR THE COMMUNITY AT LARGE, DATA INDICATES THAT FOR EVERY \$1 SPENT ON HEALTHCARE PREVENTION AND WELLNESS, HEALTHCARE COSTS DECREASE BY \$7 CARRINGTON HEALTH CENTER DEVELOPED AND IMPLEMENTED A WELLNESS AND DISEASE MANAGEMENT PROGRAM UNCOMPENSATED CARE FOR THE POOR OUR BEST-KNOWN, BUT OFTEN LEAST-UTILIZED, COMMUNITY BENEFIT PROGRAM IS THE FINANCIAL ASSISTANCE WE PROVIDE TO PATIENTS WHO CANNOT AFFORD TO PAY FOR THEIR CARE FINANCIAL ASSISTANCE APPLICATIONS ARE AVAILABLE ON OUR WEBSITE (WWW.CARRINGTONHEALTHCENTER.ORG) AND AT OUR FACILITIES THE PROCESS IS EXTREMELY CONFIDENTIAL AND OUR GOAL IS TO AWARD FINANCIAL ASSISTANCE RATHER

Identifier	ReturnReference	Explanation
LINES 2, 4 & 5 NEEDS ASSESSMENT, COMMUNITY INFORMATION, AND PROMOTION OF COMMUNITY HEALTH	SCHEDULE H, PART VI	R THAN TURN PATIENTS OVER TO COLLECTION FOR HEALTHCARE BILLS CHARITY CARE IS FREE OR DISCOUNTED HEALTH AND HEALTH-RELATED SERVICES PROVIDED TO PEOPLE WHO CANNOT AFFORD TO PAY FOR MEDICALLY NECESSARY HEALTH CARE ELIGIBILITY IS BASED ON HOUSEHOLD INCOME AS WELL AS OTHER ASSETS CONSIDERATION IS GIVEN TO A PATIENT WHO HAS SIGNIFICANT OR CATASTROPHIC MEDICAL BILLS AND DOES NOT MEET THE INCOME GUIDELINES CHARITY CARE IS GIVEN TO UNINSURED, LOW-INCOME PATIENTS WHO ARE NOT EXPECTED TO PAY ALL OR PART OF A BILL, OR WHO ARE ABLE TO PAY ONLY A PORTION USING AN INCOME-RELATED FEE SCHEDULE COMMUNITY BENEFIT PROGRAMS FOR THE POOR ARE GEARED TO REDUCING MORBIDITY AND MORTALITY IN BENEFICIARIES OF MEDICAID OR STATE OR LOCAL INDIGENT PROGRAMS CARRINGTON HEALTH CENTER WILL NOT DELAY PROVIDING AN APPROPRIATE MEDICAL SCREENING EXAMINATION REQUIRED OR FURTHER MEDICAL EXAMINATION AND TREATMENT REQUIRED IN ORDER TO INQUIRE ABOUT AN INDIVIDUAL'S METHOD OF PAYMENT OR INSURANCE STATUS CHC WILL NOT SEEK, OR DIRECT AN INDIVIDUAL TO SEEK, AUTHORIZATION FROM AN INDIVIDUAL'S INSURANCE COMPANY FOR SCREENING OR STABILIZATION SERVICES TO BE FURNISHED BY A CHC PHYSICIAN OR MID-LEVEL PRACTITIONER UNTIL AFTER A REQUIRED MEDICAL SCREENING EXAMINATION HAS BEEN INITIATED AND ANY FURTHER MEDICAL EXAMINATION AND TREATMENT THAT MAY BE REQUIRED TO STABILIZE THE EMERGENCY MEDICAL CONDITION HAS BEEN IMPLEMENTED ELIGIBILITY FOR UNINSURED/UNDERINSURED DISCOUNTS SHALL BE DETERMINED BASED ON 130% OF THE ANNUALLY UPDATED HUD GEOGRAPHIC VERY-LOW INCOME GUIDELINES, AVAILABLE ASSETS AND ANY EXTENUATING CIRCUMSTANCES THUS, THE STANDARDS OF ELIGIBILITY FOR THE APPLICATION OF UNINSURED/UNDERINSURED DISCOUNTS MUST CONSIDER ASSETS , AS WELL AS INCOME CARRINGTON HEALTH CENTER SHALL UTILIZE 130% OF THE HUD GEOGRAPHIC VERY-LOW INCOME GUIDELINES AS A MINIMUM FINANCIAL ASSISTANCE APPLICATIONS MAY BE OBTAINED AT CHC OR ON THE WEBSITE HTTP://WWW.CARRINGTONHEALTHCENTER.ORG FY12 IS THE FIRST YEAR THE UNPAID COST OF MEDICAID ON SWING BED AND PROFESSIONAL FEES HAS BEEN REPORTED (SEE CONTINUATION #2)

Identifier	ReturnReference	Explanation
LINES 2, 4 & 5 NEEDS ASSESSMENT, COMMUNITY INFORMATION, AND PROMOTION OF COMMUNITY HEALTH	SCHEDULE H, PART VI	(CONTINUATION #2)IV QUALITATIVE DESCRIPTION OF COMMUNITY BENEFIT COMMUNITY BENEFIT IS TH E NAME GIVEN TO THE PROGRAMS WE CREATE IN RESPONSE TO HEALTH NEEDS IN OUR SERVICE AREAS A N IMPORTANT PART OF OUR MISSION IS BUILDING HEALTHIER COMMUNITIES THROUGH PROGRAMS DESIGNE D TO SERVE THE NEEDS OF PEOPLE WHO ARE POOR AND DISADVANTAGED IN OUR COMMUNITY THIS TYPE OF COMMUNITY BENEFIT HAS THE ADDED, POSITIVE SIDE-EFFECT OF DELIVERING AN IMPROVED QUALITY OF LIFE FOR EVERYONE COMMUNITY BENEFIT MOST OFTEN TAKES PLACE OUTSIDE THE WALLS OF OUR F ACILITIES AND INVOLVES PARTNER ORGANIZATIONS IN THE COMMUNITY OUR COMMUNITY BENEFIT ACTIV ITIES ARE DESIGNED TO *IDENTIFY AND INCREASE AWARENESS OF HEALTH NEEDS IN CARRINGTON *PR OVIDE RESOURCES TO MEET THOSE NEEDS *CREATE COLLABORATION BETWEEN COMMUNITY ORGANIZATIONS THAT FOCUS ON HEALTH AND WELL BEING *TACKLE PROBLEMS SUCH AS POVERTY, HOMELESSNESS, OR B EHAVIORS (SUCH AS DOMESTIC VIOLENCE OR UNDERAGE DRINKING) THAT CAN CONTRIBUTE TO POOR HEAL TH COMMUNITY OUTREACH FOR THE POOR SPECIAL NEEDS IS DONATIONS GIVEN FOR MEDICAL BENEFITS, TRAVELING EXPENSES TO OUT OF TOWN APPOINTMENTS, ETC REQUESTS FOR SPECIAL HELP FOR SOMEON E EXPERIENCING A TEMPORARY HARDSHIP OR LONG TERM DISADVANTAGE CAN BE REQUESTED ANONYMOUSLY IN WRITING OR BY MAKING A TELEPHONE CALL REQUESTING ASSISTANCE CARRINGTON DAILY BREAD IS SUPPORTED BY CARRINGTON HEALTH CENTER TO ASSIST PEOPLE LIVING IN POVERTY WITH NUTRITION A ND MEALS CARRINGTON HEALTH CENTER'S EMPLOYEES DONATE CHRISTMAS GIFTS FOR CHILDREN AGES BI RTH TO 18 YEARS OF AGE THROUGH THE ANGEL TREE PROJECT THE FOSTER COUNTY PUBLIC HEALTH SYS TEM DISTRIBUTES THESE GIFTS THROUGHOUT FOSTER COUNTY LICENSED SOCIAL WORKERS ASSIST WITH APPLICATIONS FOR PUBLIC PROGRAMS CARRINGTON HEALTH CENTER AND CHI'S FARGO DIVISION GATHER SUPPLIES AND EQUIPMENT FOR THE INTERNATIONAL SISTER-TO-SISTER HOSPITAL PROGRAM, THE NEW I NDIGENOUS PEOPLE'S HOSPITAL, WHICH OPENED ON MAY 18, 2012 IN NUEVA VIZCAYA, PHILIPPINES T HE HOSPITAL, LOCATED IN A REMOTE REGION OF THE COUNTRY, NOW PROVIDES CARE TO IMPOVERISHED TRIBAL PEOPLE THE NEW HOSPITAL WAS IMMEDIATELY BUSY AND HAS ALREADY PROVIDED CARE TO MORE THAN 600 PEOPLE COMMUNITY OUTREACH FOR THE BROADER COMMUNITY CARRINGTON HEALTH CENTER SE NDS SUPPLIES TO PROJECT HERO (HEALTHCARE EQUIPMENT RECYCLING ORGANIZATION), A NON-PROFIT C LEARNINGHOUSE THAT COLLECTS AND REDISTRIBUTES DONATED HEALTHCARE MATERIALS TO BENEFIT THOSE IN NEED IN 2011 HERO (HTTP //HEROFARGO ORG) SUPPLIED OVER 1,844 INDIVIDUALS REGIONALLY A ND SUPPLIES WERE SENT TO 40 COUNTRIES THIS HAS SAVED MORE THAN 60 TONS FROM BEING TOSSED IN LANDFILLS HERO WORKS WITH SEVERAL AGENCY AND HEALTHCARE PARTNERS TO REDISTRIBUTE VIABL E MEDICAL PRODUCTS AND GETTING THEM TO THOSE WITH HEALTH NEEDS FINANCIAL AND IN-KIND SERV ICES DONATED TO INDIVIDUALS AND/OR THE COMMUNITY AT LARGE IN-KIND SERVICES ALSO INCLUDE H OURS DONATED BY STAFF TO THE COMMUNITY WHILE ON HEALTH CARE ORGANIZATION WORK TIME SUBSID IZED HEALTH SERVICES SUBSIDIZED HEALTH SERVICES ARE SERVICES THAT ARE PROVIDED DESPITE A NEGATIVE MARGIN BECAUSE THEY ARE NEEDED IN THE COMMUNITY AND WOULD OTHERWISE NOT BE AVAILA BLE TO MEET COMMUNITY NEEDS AS A CRITICAL ACCESS HOSPITAL, COST BASED REIMBURSEMENT PLAYS A KEY ROLE IN THE SERVICES WE PROVIDE TWO SERVICE LINES THAT UNFORTUNATELY ARE NOT REIMB URSED BASED ON COST ARE BASIC CARE AND AMBULANCE BECAUSE THEY FALL UNDER THE UMBRELLA OF A CRITICAL ACCESS HOSPITAL, IN ADDITION TO THEIR DIRECT EXPENSES, THERE ARE INDIRECT COSTS THAT MUST BE ALLOCATED TO THOSE DEPARTMENTS THIS, IN EFFECT, IS A TRANSFER OF ADMINISTRA TIVE AND GENERAL (OVERHEAD) EXPENSES AWAY FROM MEDICARE-REIMBURSABLE DEPARTMENTS THE RESU LT BOTH SERVICE LINES CONTINUALLY OPERATE AT A LOSS THAT IS SUBSIDIZED BY THE HOSPITAL T HERE HAVE BEEN STUDIES PERFORMED OVER THE YEARS AND EVEN AT FULL CENSUS, BASIC CARE WOULD AT BEST BREAK EVEN, HOWEVER, IT IS A BENEFIT TO THE ELDERLY WHO ARE NOT YET AT THE STAGE F OR NURSING HOME CARE, BUT CAN'T OR DON'T WANT TO LIVE AT HOME UNFORTUNATELY, WE ARE SEEN G THAT PEOPLE WANT TO MAINTAIN THEIR INDEPENDENCE AND STAY AT HOME AS LONG AS POSSIBLE AND OFTEN BY THE TIME THEY ARE ADMITTED AS A RESIDENT, THEIR STAY IS SHORT BECAUSE THEY QUICK LY SURPASS THE LEVEL OF CARE WE CAN PROVIDE UNFORTUNATELY, SIMILAR TO BASIC CARE, THE RUL ES OF MEDICARE REIMBURSEMENT ARE A HUGE BARRIER TO BEING PROFITABLE THERE ARE OTHER AMBUL ANCE SERVICES WITHIN A 35 MILE RADIUS, AND EVEN THOUGH THEY ARE NOT CERTIFIED FOR THE SAME LEVEL OF CARE AS OURS (BLS VS ALS), WE CANNOT BE COST-BASED REIMBURSED DONATIONS AND GRA NTS HAVE HELPED OFFSET THAT LOSS BECAUSE THE AMBULANCE PROVIDES BOTH EMERGENT COVERAGE AN D TRANSFER COVERAGE, THE COSTS ARE HIGHER WITH A HIGHER DEMAND FOR STAFFING AS WELL AS EQU IPMENT NEEDS THE COMMUNITY AMBULANCE HAD 292 RUNS IN FY12 AND THEY ALSO PROVIDED NUMEROUS CPR, FIRST AIDE, AND EMT EDUCATIONAL OPPORTUNITIES FOR COMMUNITY MEMBERS AND BUSINESSES T HROUGHOUT THE YEAR COLLABORATIVE EFFORTS TO IMPRO

Identifier	ReturnReference	Explanation
LINES 2, 4 & 5 NEEDS ASSESSMENT, COMMUNITY INFORMATION, AND PROMOTION OF COMMUNITY HEALTH	SCHEDULE H, PART VI	VE COMMUNITY HEALTH HEALTHY COMMUNITY INITIATIVES COMMITTEE COLLABORATES WITH SEVERAL COMMUNITY ORGANIZATIONS TO ADVOCATE AND IMPROVE COMMUNITY HEALTH FOSTER COUNTY PUBLIC HEALTH, FOSTER COUNTY SOCIAL SERVICE, CARRINGTON HIGH SCHOOL, CARRINGTON PHARMACIST, VETERANS' REPRESENTATIVE, AND COMMUNITY MEMBERS ARE PART OF THE COMMITTEES THAT ADVOCATE FOR HEALTHY LIFESTYLES ANOTHER ASSOCIATION THAT ADVOCATES FOR HEALTHY LIFESTYLES IS THE MINISTERIAL ASSOCIATION MEETINGS FOR SPIRITUAL HEALTH AND ADDRESSES COMMUNITY NEEDS BLOOD DRIVES ARE SPONSORED BY CARRINGTON HEALTH CENTER AND NORTH DAKOTA UNITED BLOOD SERVICES DIABETIC TEACHING, SUPPORT GROUPS AND EDUCATION IS A PROGRAM CHC HAS SPONSORED FOR SEVERAL YEARS THIS YEAR UNDER THE DIRECTION OF THE WELLNESS AND DISEASE MANAGEMENT PROGRAM CHC WAS SUCCESSFUL IN BECOMING PART OF A DIABETIC CENTER OF EXCELLENCE FAITH IN ACTION (FIA) IS A PROGRAM DESIGNED TO ASSIST ELDERLY AND DISABLED IN OUR COMMUNITY AND OUR CONTINUED COMMUNITY FUNDRAISING WILL SUPPORT FIA NEIGHBORS CARING FOR NEIGHBORS PROGRAM IS AT WORK LINKING OUR COMMUNITY WITH CARING FRIENDS FIA PROVIDES VOLUNTEERS TO HELP WITH MANY VARIOUS TASKS FOR SENIOR CITIZENS AND THOSE OF ANY AGE WITH CHRONIC ILLNESS AND/OR DISABILITIES - HELPING MAINTAIN THEIR INDEPENDENCE BY PROVIDING ASSISTANCE WITH NON-MEDICAL SERVICES SERVICES ARE PROVIDED WITHOUT COST TO THE RECIPIENT FOSTER COUNTY MEDICAL CENTER/CHC PROVIDES A PHONE NURSE FOR COMMUNITY QUESTIONS, GIVING MEDICAL INFORMATION, NOTIFYING A PHYSICIAN, GETTING PRESCRIPTION MEDS PHONED INTO PHARMACY, ETC HEALTH PROFESSIONS EDUCATION CARRINGTON HEALTH CENTER SERVES AS A CLINICAL EDUCATION SITE FOR MEDICAL PROFESSIONALS HEALTH PROFESSIONS EDUCATION IS A PROGRAM ASSOCIATED WITH 5 UND MEDICAL STUDENTS DOING A ROTATION WITH PHYSICIANS, AND MENTORING PROJECTS EMT AND PARAMEDIC CLASSES ARE HELD FOR COMMUNITY MEMBERS WITH SOME OF THE STUDENTS SIGNING UP TO ASSIST CARRINGTON HEALTH CENTER'S AMBULANCE STUDENT NURSES HAVE FOLLOWED NURSES IN OUR CRITICAL ACCESS HOSPITAL SCHOLARSHIPS HAVE BEEN AWARDED TO HEALTH CARE STUDENTS ENTERING INTO THE HEALTH RELATED FIELDS RESEARCH CARRINGTON HEALTH CENTER HAS NOT HAD ANY RESEARCH BENEFITS (SEE CONTINUATION #3)

Identifier	ReturnReference	Explanation
LINES 2, 4 & 5 NEEDS ASSESSMENT, COMMUNITY INFORMATION, AND PROMOTION OF COMMUNITY HEALTH	SCHEDULE H, PART VI	(CONTINUATION #3) COMMUNITY-BUILDING ACTIVITIES COMMUNITY-BUILDING ACTIVITIES INCLUDE CASH, IN-KIND DONATIONS AND BUDGETED EXPENDITURES FOR THE DEVELOPMENT OF COMMUNITY HEALTH PROGRAMS AND PARTNERSHIPS SHIPSHAPE PROJECT IS AN ANNUAL COMMUNITY PROJECT PLANNED TO ASSIST SOMEONE WITH THEIR YARD CLEAN-UP AND EXTERIOR HOUSE IMPROVEMENTS ENVIRONMENT CONCERNS AND GOING GREEN IS SUPPORTED BY CHC THROUGH RECYCLING OF BOXES AND SHREDDED PAPERS, MAGAZINES, NEWSPAPERS TO HELP DEVELOP A HEALTH CARE WORKFORCE, CHC IS PROUD TO HOST HIGH SCHOOL SENIOR STUDENTS IN THE HEALTH OCCUPATION CLASS WITH LEARNING FROM ACUTE CARE, BASIC CARE, BUSINESS OFFICE, CARDIAC REHAB, CENTRAL SUPPLY, CLINIC, DIETARY, LAB, MEDICAL RECORDS, RESPIRATORY THERAPY, RADIOLOGY AND SOCIAL SERVICE COMMUNITY BENEFIT OPERATIONS COMMUNITY BENEFIT OPERATIONS INCLUDE COSTS ASSOCIATED WITH DEDICATED STAFF, COMMUNITY HEALTH NEEDS AND/OR ASSETS ASSESSMENT, AND OTHER COSTS ASSOCIATED WITH COMMUNITY BENEFIT STRATEGY AND OPERATIONS DEDICATED STAFF HOURS ARE COUNTED FOR THE WORK ON CHARITY CARE ASSISTING THE PATIENTS THAT ARE UNDERINSURED OR UNINSURED THE MISSION AND COMMUNITY BENEFIT STAFF CONTINUE TO BUILD AND EXPAND THEIR EFFORTS IN PROVIDING ADDITIONAL SERVICES AND ALSO ENSURE EMPLOYEES ARE TRACKING THEIR ACTIVITY CARRINGTON HEALTH CENTER IS IN ITS THIRD YEAR OF THE FAITH IN ACTION PROGRAM, WHICH COORDINATES VOLUNTEERS TO PROVIDE ESSENTIAL BASIC SERVICES TO THOSE IN NEED, ALLOWING FOR A HEALTHIER AND MORE INDEPENDENT LIFESTYLE CARRINGTON HEALTH CENTER, AS A NONPROFIT, TAX-EXEMPT FACILITY, CONTINUES TO TAKE THE NECESSARY MEASURES TO BE COMPLIANT WITH NEW LEGISLATION RESULTING FROM HEALTHCARE REFORM IN DETERMINING WHAT TO REPORT, HOW TO REPORT, AND ALSO CONDUCTING A COMMUNITY NEEDS ASSESSMENT THE HEALTH/WELLNESS PROGRAM FOCUSES ON WELLNESS AND PREVENTATIVE MAINTENANCE HAS BEEN AN EXCITING COMMUNITY BENEFIT OUR HOPES ARE THAT THE COMMUNITY IS RECEPTIVE AND TAKES ADVANTAGE OF THIS OPPORTUNITY TO MAKE A POSITIVE DIFFERENCE IN THEIR PERSONAL HEALTH CARRINGTON HEALTH CENTER IS FOCUSED ON MEETING THE ADDITIONAL TAX EXEMPTION REQUIREMENTS OF INTERNAL REVENUE CODE SECTION 501(R), IN PARTICULAR THE COMMUNITY NEEDS ASSESSMENT CHNA WILL BE ROLLED OUT IN THE COMING YEAR, ASSESSMENT EVALUATION, PROCESS AND SUMMARY WILL BE COMPLETED FY13 WE WILL CONTINUE TO PARTICIPATE IN THE PREVIOUS NEEDS ASSESSMENTS AS THEY EVOLVE AND IMPROVE CHC'S HEALTHY COMMUNITIES

Identifier	ReturnReference	Explanation
Patient education of eligibility for assistance	Schedule H, Part VI, Line 3	CARRINGTON HEALTH CENTER, ALONG WITH ITS AFFILIATED OUTPATIENT FACILITIES ARE PART OF CATHOLIC HEALTH INITIATIVES "CHI" CHI HAS A WRITTEN POLICY (STEWARDSHIP POLICY NO 15) GOVERNING THE PROCEDURES FOR DETERMINING AND INFORMING PATIENTS ABOUT THE ENTITY'S FINANCIAL ASSISTANCE POLICY ALL HOSPITAL FACILITIES INCLUDED IN THE FILING ORGANIZATION HAVE ADOPTED THE POLICY THE POLICY STATES THE ORGANIZATION WILL INCLUDE INFORMATION CONCERNING ITS FINANCIAL ASSISTANCE POLICY ON ITS WEBSITE IN ADDITION, CARRINGTON HEALTH CENTER PROMINENTLY DISPLAYS ITS FINANCIAL ASSISTANCE POLICY IN OBVIOUS LOCATIONS THROUGHOUT THE HOSPITALS, INCLUDING THE EMERGENCY ROOMS AND OTHER PATIENT INTAKE AREAS, AS WELL AS IN CARRINGTON HEALTH CENTER OUTPATIENT FACILITIES IN ADDITION, CARRINGTON HEALTH CENTER REGISTRATION CLERKS ARE TRAINED TO PROVIDE CONSULTATION TO THOSE WHO HAVE NO INSURANCE OR POTENTIALLY INADEQUATE INSURANCE CONCERNING THEIR FINANCIAL OPTIONS INCLUDING APPLICATION FOR MEDICAID AND FOR FINANCIAL ASSISTANCE UNDER CARRINGTON HEALTH CENTER'S FINANCIAL ASSISTANCE POLICY UPON REGISTRATION (AND ONCE ALL EMTALA REQUIREMENTS ARE MET), PATIENTS WHO ARE IDENTIFIED AS UNINSURED (AND NOT COVERED BY MEDICARE OR MEDICAID) ARE PROVIDED WITH A PACKET OF INFORMATION THAT ADDRESSES THE FINANCIAL ASSISTANCE POLICY AND PROCEDURES INCLUDING AN APPLICATION FOR ASSISTANCE CARRINGTON HEALTH CENTER'S REGISTRATION CLERKS READ THE ORGANIZATION'S MEDICAL ASSISTANCE POLICY TO THOSE WHO APPEAR TO BE INCAPABLE OF READING, AND PROVIDE TRANSLATORS FOR NON ENGLISH-SPEAKING INDIVIDUALS CARRINGTON HEALTH CENTER'S STAFF WILL ALSO ASSIST THE PATIENT/GUARANTOR WITH APPLYING FOR OTHER AVAILABLE COVERAGE (SUCH AS MEDICAID), IF NECESSARY COUNSELORS ASSIST MEDICARE ELIGIBLE PATIENTS IN ENROLLMENT BY PROVIDING REFERRALS TO THE APPROPRIATE GOVERNMENT AGENCIES

Identifier	ReturnReference	Explanation
Affiliated health care system	Schedule H, Part VI, Line 6	CARRINGTON HEALTH CENTER, ALONG WITH ITS AFFILIATED OUTPATIENT FACILITIES ARE PART OF CATHOLIC HEALTH INITIATIVES CATHOLIC HEALTH INITIATIVES (CHI) IS A NATIONAL FAITH-BASED NONPROFIT HEALTH CARE ORGANIZATION WITH HEADQUARTERS IN ENGLEWOOD, COLORADO CHI'S EXEMPT PURPOSE IS TO SERVE AS AN INTEGRAL PART OF ITS NATIONAL SYSTEM OF HOSPITALS AND OTHER CHARITABLE ENTITIES, WHICH ARE DESCRIBED AS MARKET-BASED ORGANIZATIONS, OR MBOS AN MBO IS A DIRECT PROVIDER OF CARE OR SERVICES WITHIN A DEFINED MARKET AREA THAT MAY BE AN INTEGRATED HEALTH SYSTEM AND/OR A STAND-ALONE HOSPITAL OR OTHER FACILITY OR SERVICE PROVIDER CHI SERVES AS THE PARENT CORPORATION OF ITS MBOS WHICH ARE COMPRISED OF 74 HOSPITALS, 40 LONG-TERM CARE, ASSISTED- AND RESIDENTIAL-LIVING FACILITIES, TWO COMMUNITY HEALTH-SERVICES ORGANIZATIONS, TWO ACCREDITED NURSING COLLEGES, AND HOME HEALTH AGENCIES TOGETHER, THESE FACILITIES PROVIDED \$715 MILLION IN CHARITY CARE AND COMMUNITY BENEFIT IN THE 2012 FISCAL YEAR, INCLUDING SERVICES FOR THE POOR, FREE CLINICS, EDUCATION AND RESEARCH CHI PROVIDES STRATEGIC PLANNING AND MANAGEMENT SERVICES AS WELL AS CENTRALIZED "SHARED SERVICES" FOR THE MBOS THE PROVISION OF CENTRALIZED MANAGEMENT AND SHARED SERVICES - INCLUDING AREAS SUCH AS ACCOUNTING, HUMAN RESOURCES, PAYROLL AND SUPPLY CHAIN -- PROVIDES ECONOMIES OF SCALE AND PURCHASING POWER TO THE MBOS THE COST SAVINGS ACHIEVED THROUGH CHI'S CENTRALIZATION ENABLE MBOS TO DEDICATE ADDITIONAL RESOURCES TO HIGH-QUALITY HEALTH CARE AND COMMUNITY OUTREACH SERVICES TO THE MOST VULNERABLE MEMBERS OF OUR SOCIETY CARRINGTON HEALTH CENTER OPERATES WITH ITS WHOLLY OWNED AFFILIATES AND COMMUNITY PARTNERS, ALONG WITH ITS FUNDRAISING ARM, THE CARRINGTON HEALTH CENTER FOUNDATION, TO SERVE THE HEALTH CARE NEEDS OF THE CARRINGTON, NORTH DAKOTA COMMUNITIES

Schedule I
(Form 990)

Department of the Treasury
Internal Revenue Service

Name of the organization
CARRINGTON HEALTH CENTER

Grants and Other Assistance to Organizations,
Governments and Individuals in the United States

Complete if the organization answered "Yes," to Form 990, Part IV, line 21 or 22.
▶ Attach to Form 990

OMB No 1545-0047

2011

Open to Public
Inspection

Employer identification number
45-0227311

Part I

General Information on Grants and Assistance

- 1

Does the organization maintain records to substantiate the amount of the grants or assistance, the grantees' eligibility for the grants or assistance, and the selection criteria used to award the grants or assistance?

☒ Yes ☐ No
- 2

Describe in Part IV the organization's procedures for monitoring the use of grant funds in the United States

Part II

Grants and Other Assistance to Governments and Organizations in the United States. Complete if the organization answered "Yes" to Form 990, Part IV, line 21 for any recipient that received more than \$5,000. Check this box if no one recipient received more than \$5,000. Use Part IV and Schedule I-1 (Form 990) if additional space is needed ▶ ☐

(a) Name and address of organization or government	(b) EIN	(c) IRC Code section if applicable	(d) Amount of cash grant	(e) Amount of non-cash assistance	(f) Method of valuation (book, FMV, appraisal, other)	(g) Description of non-cash assistance	(h) Purpose of grant or assistance

2

Enter total number of section 501(c)(3) and government organizations listed in the line 1 table ▶

3

Enter total number of other organizations listed in the line 1 table ▶

Part IIIGrants and Other Assistance to Individuals in the United States. Complete if the organization answered "Yes" to Form 990, Part IV, line 22.
Use Schedule I-1 (Form 990) if additional space is needed.

(a)Type of grant or assistance	(b)Number of recipients	(c)Amount of cash grant	(d)Amount of non-cash assistance	(e)Method of valuation (book, FMV, appraisal, other)	(f)Description of non-cash assistance
(1) SCHOLARSHIPS	5	3,750	0	N/A	N/A
(2) SPECIAL NEEDS	20	2,332	0	N/A	N/A

Part IVSupplemental Information. Complete this part to provide the information required in Part I, line 2, and any other additional information.

Identifier	Return Reference	Explanation
Procedures for monitoring use of grant funds	Schedule I, Part I, Line 2	ONCE A GRANT HAS BEEN RECEIVED, ALL NECESSARY DEPARTMENT HEADS ARE INFORMED OF THE RECEIPT ADMINISTRATOR, APPLICABLE DEPARTMENT HEAD, MATERIALS MANAGEMENT, AND FINANCE WITH THE FOUNDATION DIRECTOR (ASSIGNED TO COORDINATE THE GRANT TERMS AND ENSURE THE GRANTS ARE USED FOR THE PROPER PURPOSES) FINANCE SERVES AS AN ADDITIONAL CONTROL TO ENSURE EXPENSES EARMARKED AS GRANT BY THE DEPARTMENT HEAD AND MATERIALS MANAGEMENT MEET THE TERMS OF THE GRANT ANY PERIODIC OR FINAL REPORTS NECESSARY TO FULFILL THE GRANT ARE PREPARED JOINTLY BY THE FOUNDATION DIRECTOR AND FINANCE CARRINGTON HEALTH CENTER HAS AT ITS DISPOSAL THE CHI FOUNDATION GRANT SERVICES TEAM TO HELP EFFECTIVELY DIRECT PLANNING AND COORDINATION THE TEAM ASSISTS THE FOUNDATION DIRECTOR WITH FULL GRANT MANAGEMENT SERVICE THAT PROVIDE A CLEAR PICTURE OF PROGRESS AND ACCOUNTABILITY TO THE FUNDER BY HELPING COORDINATE PROGRAMMATIC OUTCOME OBJECTIVES, ASSISTING WITH FINANCIAL EXPENSE TRACKING, AND ENSURING UNIQUE REQUIREMENT ESTABLISHED BY EACH FUNDER ARE MET

Schedule J
(Form 990)

Compensation Information

OMB No 1545-0047

2011

Open to Public Inspection

For certain Officers, Directors, Trustees, Key Employees, and Highest Compensated Employees

▶ Complete if the organization answered "Yes" to Form 990, Part IV, question 23.

▶ Attach to Form 990. ▶ See separate instructions.

Name of the organization
CARRINGTON HEALTH CENTER

Employer identification number

45-0227311

Part I

Questions Regarding Compensation

	Yes	No
<div>1a</div> <div>Check the appropriate box(es) if the organization provided any of the following to or for a person listed in Form 990, Part VII, Section A, line 1a Complete Part III to provide any relevant information regarding these items</div> <div><div><div><input type="checkbox"/> First-class or charter travel</div><div><input type="checkbox"/> Travel for companions</div><div><input type="checkbox"/> Tax idemnification and gross-up payments</div><div><input type="checkbox"/> Discretionary spending account</div></div><div><div><input type="checkbox"/> Housing allowance or residence for personal use</div><div><input type="checkbox"/> Payments for business use of personal residence</div><div><input type="checkbox"/> Health or social club dues or initiation fees</div><div><input type="checkbox"/> Personal services (e g , maid, chauffeur, chef)</div></div></div>		
<div>1b</div> <div>If any of the boxes in line 1a are checked, did the organization follow a written policy regarding payment or reimbursement or provision of all the expenses described above? If "No," complete Part III to explain</div>		
<div>2</div> <div>Did the organization require substantiation prior to reimbursing or allowing expenses incurred by all officers, directors, trustees, and the CEO/Executive Director, regarding the items checked in line 1a?</div>		
<div>3</div> <div>Indicate which, if any, of the following the organization uses to establish the compensation of the organization's CEO/Executive Director Check all that apply</div> <div><div><div><input type="checkbox"/> Compensation committee</div><div><input type="checkbox"/> Independent compensation consultant</div><div><input type="checkbox"/> Form 990 of other organizations</div></div><div><div><input type="checkbox"/> Written employment contract</div><div><input type="checkbox"/> Compensation survey or study</div><div><input type="checkbox"/> Approval by the board or compensation committee</div></div></div>		
<div>4</div> <div>During the year, did any person listed in Form 990, Part VII, Section A, line 1a with respect to the filing organization or a related organization</div>		
<div>4a</div> <div>Receive a severance payment or change-of-control payment?</div>		No
<div>4b</div> <div>Participate in, or receive payment from, a supplemental nonqualified retirement plan?</div>	Yes	
<div>4c</div> <div>Participate in, or receive payment from, an equity-based compensation arrangement?</div>		No
<div></div> <div>If "Yes" to any of lines 4a-c, list the persons and provide the applicable amounts for each item in Part III</div>		
<div></div> <div>Only 501(c)(3) and 501(c)(4) organizations only must complete lines 5-9.</div>		
<div>5</div> <div>For persons listed in form 990, Part VII, Section A, line 1a, did the organization pay or accrue any compensation contingent on the revenues of</div>		
<div>a</div> <div>The organization?</div>		No
<div>b</div> <div>Any related organization?</div>		No
<div></div> <div>If "Yes," to line 5a or 5b, describe in Part III</div>		
<div>6</div> <div>For persons listed in form 990, Part VII, Section A, line 1a, did the organization pay or accrue any compensation contingent on the net earnings of</div>		
<div>a</div> <div>The organization?</div>		No
<div>b</div> <div>Any related organization?</div>		No
<div></div> <div>If "Yes," to line 6a or 6b, describe in Part III</div>		
<div>7</div> <div>For persons listed in Form 990, Part VII, Section A, line 1a, did the organization provide any non-fixed payments not described in lines 5 and 6? If "Yes," describe in Part III</div>	Yes	
<div>8</div> <div>Were any amounts reported in Form 990, Part VII, paid or accrued pursuant to a contract that was subject to the initial contract exception described in Regs section 53 4958-4(a)(3)? If "Yes," describe in Part III</div>		No
<div>9</div> <div>If "Yes" to line 8, did the organization also follow the rebuttable presumption procedure described in Regulations section 53 4958-6(c)?</div>		

Part II **Officers, Directors, Trustees, Key Employees, and Highest Compensated Employees.** Use Schedule J-1 if additional space needed.

For each individual whose compensation must be reported in Schedule J, report compensation from the organization on row (i) and from related organizations, described in the instructions on row (ii) Do not list any individuals that are not listed on Form 990, Part VII

Note. The sum of columns (B)(i)-(iii) for each listed individual must equal the total amount of Form 990, Part VII, Section A, line 1a, columns (D) and (E) for that individual

(A) Name		(B) Breakdown of W-2 and/or 1099-MISC compensation			(C) Retirement and other deferred compensation	(D) Nontaxable benefits	(E) Total of columns (B)(i)-(D)	(F) Compensation reported in prior Form 990 or Form 990-EZ
		(i) Base compensation	(ii) Bonus & incentive compensation	(iii) Other reportable compensation				
(1)INDER KHOKHA	(i)	268,067	93,269	84,139	20,228	8,232	473,935	0
	(ii)	0	0	0	0	0	0	0
(2)JEFFREY DROP	(i)	0	0	0	0	0	0	0
	(ii)	377,987	139,608	23,332	61,092	21,446	623,465	0
(3)MARIANN DOELING	(i)	0	0	0	0	0	0	0
	(ii)	138,170	64,432	22,072	35,309	13,401	273,384	0
(4)MICHAEL PAGE	(i)	187,171	174,076	424	25,128	14,588	401,387	0
	(ii)	0	0	0	0	0	0	0
(5)RICK GEIER	(i)	159,025	287,037	2,139	22,678	14,588	485,467	0
	(ii)	0	0	0	0	0	0	0
(6)TODD SCHAFFER	(i)	282,702	64,532	31,019	22,678	611	401,542	0
	(ii)	0	0	0	0	0	0	0

Part III **Supplemental Information**

Complete this part to provide the information, explanation, or descriptions required for Part I, lines 1a, 1b, 4c, 5a, 5b, 6a, 6b, 7, and 8. Also complete this part for any additional information.

Identifier	Return Reference	Explanation
Arrangement used to establish the top management official's compensation	Schedule J, Part I, Line 3	COMPENSATION FOR THE TOP MANAGEMENT OFFICIAL WAS ESTABLISHED AND PAID BY CATHOLIC HEALTH INITIATIVES (CHI), A RELATED ORGANIZATION. CHI USED THE FOLLOWING TO ESTABLISH THE TOP MANAGEMENT OFFICIAL'S COMPENSATION: (1) COMPENSATION COMMITTEE, (2) INDEPENDENT COMPENSATION CONSULTANT, (3) WRITTEN EMPLOYMENT CONTRACTS, (4) COMPENSATION SURVEY OR STUDY, (5) APPROVAL BY THE BOARD OR COMPENSATION COMMITTEE.
POST-TERMINATION PAYMENTS	SCHEDULE J, PART I, LINE 4A	POST-TERMINATION PAYMENTS ARE ADDRESSED IN EXECUTIVE EMPLOYMENT AGREEMENTS FOR CATHOLIC HEALTH INITIATIVES ("CHI") AND RELATED ORGANIZATIONS' EMPLOYEES AT THE LEVEL OF VICE PRESIDENT AND ABOVE, INCLUDING THE MBO CEOs. THESE EMPLOYMENT AGREEMENTS REQUIRE THAT IN ORDER FOR THE EXECUTIVE TO RECEIVE POST-TERMINATION PAYMENTS, THESE INDIVIDUALS MUST EXECUTE A GENERAL RELEASE AND SETTLEMENT AGREEMENT. POST-TERMINATION PAYMENT ARRANGEMENTS ARE PERIODICALLY REVIEWED FOR OVERALL REASONABLENESS IN LIGHT OF THE EXECUTIVE'S OVERALL COMPENSATION PACKAGE. NO INTERESTED PERSONS RECEIVED A SEVERANCE PAYMENT DURING THE YEAR.
Supplemental nonqualified retirement plan	Schedule J, Part I, Line 4b	DURING THE 2011 CALENDAR YEAR, CATHOLIC HEALTH INITIATIVES ("CHI"), A RELATED ORGANIZATION, MAINTAINED A SUPPLEMENTAL NON-QUALIFIED DEFERRED COMPENSATION PLAN FOR MBO CEOs AND OTHER CHI EMPLOYEES AT THE LEVEL OF SENIOR VICE PRESIDENT AND ABOVE. THE FOLLOWING REPORTABLE INDIVIDUALS WERE ELIGIBLE TO PARTICIPATE IN THAT PLAN: MARIANN DOELING AND JEFFREY DROP. DURING 2011, THE FOLLOWING CONTRIBUTIONS WERE MADE BY CHI TO THE DEFERRED COMPENSATION PLAN: MARIANN DOELING - \$13,075; JEFFREY DROP - \$33,514.
Non-fixed payments	Schedule J, Part I, Line 7	CHC MAINTAINS A VARIABLE PAY PLAN FOR SENIOR EXECUTIVE MANAGEMENT THAT PUTS A CERTAIN AMOUNT OF COMPENSATION AT RISK. AWARDS OF INCENTIVE COMPENSATION UNDER THE VARIABLE PAY PLAN ARE MADE BASED UPON ACHIEVEMENT OF ORGANIZATIONAL OBJECTIVES INCLUDING PERFORMANCE IN RELATION TO BUDGET, AND ACHIEVEMENT OF INDIVIDUAL GOALS. ALL COMPENSATION, INCLUDING ANY INCENTIVE COMPENSATION, IS CAPPED TO ENSURE THAT COMPENSATION REMAINS AT FMV. PHYSICIAN INCENTIVE COMPENSATION IS BASED ON THE CMS RBRVS METHODOLOGY (CENTER FOR MEDICARE AND MEDICAID SERVICES RESOURCE-BASED RELATIVE VALUE SCALE METHOD) FOR DETERMINING PHYSICIAN WRVU (RELATIVE VALUE UNIT) FOR PERSONALLY PERFORMED PHYSICIAN SERVICES. THE VALUE OF A WRVU IS DETERMINED WITH REFERENCE TO THE MOST CURRENT NATIONAL PHYSICIAN FEE SCHEDULE RELATIVE VALUE FILE. PHYSICIANS SHALL BE COMPENSATED BASED ON A 2-TIERED CONVERSION FACTOR: \$44 PER WRVU IN EXCESS OF 3,636 AND \$52.85 PER WRVU IN EXCESS OF 5,600.

Schedule L
(Form 990 or 990-EZ)

Transactions with Interested Persons

OMB No 1545-0047

2011

Open to Public Inspection

Name of the organization
CARRINGTON HEALTH CENTER

Employer identification number
45-0227311

Part I Excess Benefit Transactions (section 501(c)(3) and section 501 (c)(4) organizations only).

Complete if the organization answered "Yes" on Form 990, Part IV, line 25a or 25b, or Form 990-EZ, Part V, line 40b

1	(a) Name of disqualified person	(b) Description of transaction	(c) Corrected?	
			Yes	No

2 Enter the amount of tax imposed on the organization managers or disqualified persons during the year under section 4958 ▶ \$

3 Enter the amount of tax, if any, on line 2, above, reimbursed by the organization ▶ \$

Part II Loans to and/or From Interested Persons.

Complete if the organization answered "Yes" on Form 990, Part IV, line 26, or Form 990-EZ, Part V, line 38a

(a) Name of interested person and purpose	(b) Loan to or from the organization?		(c)Original principal amount	(d)Balance due	(e) In default?		(f) Approved by board or committee?		(g)Written agreement?	
	To	From			Yes	No	Yes	No	Yes	No
(1) TODD SCHAFFER MD EDUCATION		X	105,000	29,358		No	Yes		Yes	
(2) JACQUELINE NELSON PA EDUCATION		X	40,000	13,685		No	Yes		Yes	
(3) INDER KHOKHA MD RECRUITMENT		X	20,000	8,279		No	Yes		Yes	
Total ▶ \$ 51,322										

Part III Grants or Assistance Benefitting Interested Persons.

Complete if the organization answered "Yes" on Form 990, Part IV, line 27.

(a) Name of interested person	(b)Relationship between interested person and the organization	(c)Amount of grant or type of assistance

Part IV

Business Transactions Involving Interested Persons.
Complete if the organization answered "Yes" on Form 990, Part IV, line 28a, 28b, or 28c.

(a) Name of interested person	(b) Relationship between interested person and the organization	(c) Amount of transaction	(d) Description of transaction	(e) Sharing of organization's revenues?	
				Yes	No

Part V

Supplemental Information
Complete this part to provide additional information for responses to questions on Schedule L (see instructions)

Identifier	Return Reference	Explanation
------------	------------------	-------------

SCHEDULE O
(Form 990 or 990-EZ)

Department of the Treasury
Internal Revenue Service

Supplemental Information to Form 990 or 990-EZ

**Complete to provide information for responses to specific questions on
Form 990 or to provide any additional information.**
▶ Attach to Form 990 or 990-EZ.

OMB No 1545-0047

2011

**Open to Public
Inspection**

Name of the organization
CARRINGTON HEALTH CENTER

Employer identification number

45-0227311

Identifier	Return Reference	Explanation
Delegate broad authority to a committee	Form 990, Part VI, Section A, Line 1a	PURSUANT TO SECTION 8 6 OF THE BYLAWS OF CARRINGTON HEALTH CENTER, THE EXECUTIVE COMMITTEE IS COMPOSED OF THE BOARD CHAIR, THE BOARD VICE CHAIR, THE PRESIDENT AND CEO, EACH OF WHOM SHALL SERVE AS AN EX OFFICIO VOTING MEMBER OF THE EXECUTIVE COMMITTEE, AND TWO VOTING MEMBERS APPOINTED BY THE BOARD OF DIRECTORS. EACH INDIVIDUAL APPOINTED TO THE EXECUTIVE COMMITTEE SHALL SERVE FOR A TERM OF ONE YEAR OR UNTIL HIS OR HER SUCCESSOR IS DULY APPOINTED BY THE BOARD OF DIRECTORS. THE EXECUTIVE COMMITTEE SHALL CONSIST OF ONLY DIRECTORS OF THE CORPORATION. PURSUANT TO SECTION 8 1 OF THE CORPORATION'S BYLAWS, COMMITTEES, SUCH AS THE EXECUTIVE COMMITTEE, THAT ARE GRANTED THE AUTHORITY TO ACT ON BEHALF OF THE BOARD OF DIRECTORS MAY INCLUDE ONLY DIRECTORS OF THE CORPORATION. FURTHER, PURSUANT TO SECTION 8 6 OF THE CORPORATION'S BYLAWS, THE EXECUTIVE COMMITTEE HAS AND MAY EXERCISE SUCH POWERS AS MAY BE DELEGATED TO IT BY THE BOARD OF DIRECTORS. THE EXECUTIVE COMMITTEE ALSO POSSESSES THE POWER TO TRANSACT ROUTINE BUSINESS OF THE CORPORATION IN THE INTERIM PERIOD BETWEEN REGULARLY SCHEDULED MEETINGS OF THE BOARD OF DIRECTORS.

Identifier	Return Reference	Explanation
Family/business relationships amongst interested persons	Form 990, Part VI, Section A, Line 2	TODD SCHAFFER AND MICHAEL PAGE - FAMILY RELATIONSHIP, TODD SCHAFFER AND MICHAEL PAGE - BUSINESS RELATIONSHIP

Identifier	Return Reference	Explanation
Classes of members or stockholders	Form 990, Part VI, Section A, Line 6	ACCORDING TO THE BYLAWS OF CARRINGTON HEALTH CENTER, THE ENTITY'S SOLE MEMBER IS CATHOLIC HEALTH INITIATIVES, A COLORADO NONPROFIT CORPORATION

Identifier	Return Reference	Explanation
Members or stockholders electing members of governing body	Form 990, Part VI, Section A, Line 7a	ACCORDING TO THE ORGANIZATION'S BYLAWS, DIRECTORS SHALL BE APPOINTED OR REFUSED BY THE CORPORATE MEMBER THE CORPORATE MEMBER MAY APPOINT ONE OR MORE INDIVIDUALS TO THE BOARD OF DIRECTORS, AND MAY AT ANY TIME REMOVE, WITH OR WITHOUT CAUSE, ANY MEMBER OF THE BOARD OF DIRECTORS ACCORDING TO THE ORGANIZATION'S BYLAWS, DIRECTORS OF THE CORPORATION SHALL BE APPOINTED BY THE CORPORATE MEMBER NO LATER THAN JUNE 30 OF EACH YEAR THE NAMES AND QUALIFICATIONS OF EACH INDIVIDUAL ACCEPTED BY THE BOARD OF DIRECTORS SHALL BE SUBMITTED TO THE CORPORATE MEMBER, WHO SHALL APPOINT OR REFUSE EACH NOMINEE IN ACCORDANCE WITH THE CORPORATE MEMBER'S BYLAWS AND WITH ENDORSEMENT OF THE SENIOR VICE PRESIDENT OF OPERATIONS THE CORPORATE MEMBER MAY UNILATERALLY APPOINT ONE OR MORE INDIVIDUALS TO THE BOARD OF DIRECTORS SHOULD THE BOARD FAIL TO FURNISH THE CORPORATE MEMBER WITH A LIST OF INDIVIDUALS QUALIFIED TO SERVE ON THE BOARD OF DIRECTORS OF THE CORPORATION

Identifier	Return Reference	Explanation
Decisions requiring approval by members or stockholders	Form 990, Part VI, Section A, Line 7b	THE ORGANIZATION'S CORPORATE MEMBER IS CATHOLIC HEALTH INITIATIVES ("CHI") PURSUANT TO SECTION 5 1 OF THE ORGANIZATION'S BYLAWS, THE CORPORATE MEMBER SHALL HAVE THE SPECIFIC RIGHTS SET FORTH IN THE GOVERNANCE MATRIX PURSUANT TO THE GOVERNANCE MATRIX THE FOLLOWING RIGHTS ARE RESERVED TO THE CHI BOARD DIRECTLY OR THROUGH POWERS DELEGATED TO THE CHI CHIEF EXECUTIVE OFFICER *SUBSTANTIAL CHANGE IN THE MISSION OR PHILOSOPHY OF CARRINGTON HEALTH CENTER *AMENDMENT OF THE CORPORATE DOCUMENTS OF CARRINGTON HEALTH CENTER *APPROVE MEMBERS OF THE CARRINGTON HEALTH CENTER BOARD *REMOVAL OF A MEMBER OF THE GOVERNING BODY OF CARRINGTON HEALTH CENTER *APPROVAL OF ISSUANCE OF DEBT BY CARRINGTON HEALTH CENTER *APPROVAL OF PARTICIPATION OF CARRINGTON HEALTH CENTER IN A JOINT VENTURE *APPROVAL OF FORMATION OF A NEW CORPORATION BY CARRINGTON HEALTH CENTER *APPROVAL OF A MERGER INVOLVING CARRINGTON HEALTH CENTER *APPROVAL OF THE SALE OF ALL OR SUBSTANTIALLY ALL OF THE ASSETS OF CARRINGTON HEALTH CENTER *TO REQUIRE THE TRANSFER OF ASSETS BY CARRINGTON HEALTH CENTER TO CHI TO ACCOMPLISH CHI'S GOALS AND OBJECTIVES, AND TO SATISFY CHI DEBTS *ADOPTION OF LONG RANGE AND STRATEGIC PLANS FOR CARRINGTON HEALTH CENTER PURSUANT TO SECTION 5 5 2 OF THE ORGANIZATION'S BYLAWS, CHI MAY, IN EXERCISE OF ITS APPROVAL POWERS, GRANT OR WITHHOLD APPROVAL IN WHOLE OR IN PART, OR MAY, IN ITS COMPLETE DISCRETION, AFTER CONSULTATION WITH THE BOARD AND THE PRESIDENT AND CHIEF EXECUTIVE OFFICER OF THE ORGANIZATION, RECOMMEND SUCH OTHER OR DIFFERENT ACTIONS AS IT DEEMS APPROPRIATE

Identifier	Return Reference	Explanation
Review of form 990 by governing body	Form 990, Part VI, Section B, Line 11b	THE CONTROLLER IS RESPONSIBLE FOR REVIEWING THE FORM 990 A COPY OF THE RETURN WILL BE PROVIDED TO BOTH THE FINANCE AND AUDIT COMPLIANCE COMMITTEES AND THE BOARD PRIOR TO FILING WITH THE IRS SUBSEQUENTLY, THE CHI TAX DEPARTMENT FILES THE RETURN WITH THE APPROPRIATE FEDERAL AGENCY, MAKING ANY NON-SUBSTANTIVE CHANGES NECESSARY TO EFFECT E-FILING ANY SUCH CHANGES ARE NOT RE-SUBMITTED TO THE BOARD

Identifier	Return Reference	Explanation
Conflict of interest policy	Form 990, Part VI, Section B, Line 12c	THE OFFICERS, DIRECTORS, AND KEY EMPLOYEES OF THE ORGANIZATION ARE REQUIRED TO COMPLETE ANNUAL CONFLICT OF INTEREST STATEMENTS WHICH ARE REVIEWED BY THE PRESIDENT/CEO AND THE BOARD CHAIR. BASED ON REVIEW AND EVALUATION OF THE RELEVANT FACTS AND CIRCUMSTANCES, THE BOARD CHAIR WILL MAKE AN INITIAL DETERMINATION AS TO WHETHER A CONFLICT OF INTEREST EXISTS AND WHETHER, PURSUANT TO THIS POLICY STATEMENT, REVIEW AND APPROVAL OR OTHER ACTION BY THE BOARD OF STEWARDSHIP DIRECTORS IS REQUIRED.

Identifier	Return Reference	Explanation
WRITTEN DOCUMENT RETENTION AND DESTRUCTION POLICY	FORM 990, PART VI, LINE 14	THE ORGANIZATION HAS A DOCUMENT RETENTION AND DESTRUCTION POLICY FOR THAT IT FOLLOWS, HOWEVER, THE POLICY HAS NOT BEEN FORMALLY ADOPTED BY THE BOARD OF DIRECTORS

Identifier	Return Reference	Explanation
PROCESS OF DETERMINING COMPENSATION FOR TOP MANAGEMENT OFFICIAL	FORM 990, PART VI, LINE 15A	THE ORGANIZATION'S CEO'S COMPENSATION IS PAID BY CHI. CHI HAS A DEFINED COMPENSATION PHILOSOPHY. BOTH THE EXECUTIVE AND NON-EXECUTIVE COMPENSATION STRUCTURES AND RANGES ARE REVIEWED ANNUALLY IN COMPARISON TO MARKET DATA. CHI USES THE HAY GROUP AS THE INDEPENDENT THIRD PARTY TO ASSESS EXECUTIVE COMPENSATION PROGRAMS AND TO ENSURE THE REASONABLENESS OF ACTUAL SALARIES AND TOTAL COMPENSATION PACKAGES. COMPENSATION OF THE SENIOR MOST EXECUTIVES IS REVIEWED ANNUALLY. THE HAY GROUP REVIEWS BOTH CASH AND TOTAL COMPENSATION FOR OVERALL REASONABLENESS, FOR ADHERENCE TO CHI'S COMPENSATION PHILOSOPHY, AND FOR COMPARABILITY TO THE NOT-FOR-PROFIT HEALTHCARE MARKET. THIS INDEPENDENT REVIEW IS DELIVERED BY HAY GROUP TO THE HR COMMITTEE OF THE CHI BOARD OF STEWARDSHIP TRUSTEES ANNUALLY AT THEIR SEPTEMBER MEETING AND MINUTES ARE SHARED WITH THE FULL BOARD AT THE DECEMBER MEETING. THE LAST REVIEW WAS SEPTEMBER 2012. IN ADDITION, IN DECEMBER 2009, HAY GROUP COMPLETED A COMPREHENSIVE REVIEW OF ALL POSITIONS AT THE LEVEL OF VICE PRESIDENT AND ABOVE TO DETERMINE AND VALIDATE APPROPRIATE COMPENSATION LEVELS. THESE LEVELS HAVE BEEN REVIEWED ANNUALLY SINCE AND REVISED BASED ON MARKET DATA, WHERE APPLICABLE.

Identifier	Return Reference	Explanation
Process used to establish compensation of other officers/key employees	Form 990, Part VI, Section B, Line 15b	CARRINGTON HEALTH CENTER BOARD OF DIRECTORS REVIEWS PROPOSED WAGE INCREASES FOR OFFICERS THE SUBCOMMITTEE UTILIZES A WRITTEN EMPLOYMENT CONTRACT, COMPENSATION SURVEY , COMPARABILITY STUDIES AND BOARD APPROVAL TO DETERMINE COMPENSATION ANY EXECUTIVE COMPENSATION PAID TO OFFICERS, DIRECTORS OR TRUSTEES BY RELATED ORGANIZATIONS WAS SET BY THE RELATED ORGANIZATION'S COMPENSATION COMMITTEE UTILIZING BOTH AN INDEPENDENT CONSULTANT AND COMPARABILITY STUDIES TO DETERMINE COMPENSATION

Identifier	Return Reference	Explanation
Governing documents, conflict of interest policy and financial statements available to the public	Form 990, Part VI, Section C, Line 19	THE ORGANIZATION'S GOVERNING DOCUMENTS AND THE CONFLICT OF INTEREST POLICY ARE AVAILABLE TO THE PUBLIC UPON REQUEST CARRINGTON HEALTH CENTER'S FINANCIAL STATEMENTS ARE INCLUDED IN THE CATHOLIC HEALTH INITIATIVES' CONSOLIDATED AUDITED FINANCIAL STATEMENTS THAT ARE AVAILABLE AT WWW.CATHOLICHEALTHINIT.ORG OR AT WWW.DACBOND.COM

Identifier	Return Reference	Explanation
ESTIMATE OF HOURS DEVOTED TO RELATED ORGANIZATIONS	FORM 990, PART VII, SECTION A	COMPENSATION REPORTED ON FORM 990, PART VII AS PAID BY RELATED ORGANIZATIONS WAS PAID TO THESE INDIVIDUALS FOR THE FULFILLMENT OF THEIR DUTIES AS FULL-TIME, 60 HOUR-PER-WEEK EMPLOYEES

Identifier	Return Reference	Explanation
Other changes in net assets or fund balances	Form 990, Part XI, Line 5	NET UNREALIZED GAINS (LOSSES) ON INVESTMENTS - -150548, CAPITAL RESOURCE POOL CONTRIBUTION - -137424, CHI CONNECT DEPRECIATION - 50425,

SCHEDULE R
(Form 990)

Department of the Treasury
Internal Revenue Service

Related Organizations and Unrelated Partnerships

▶ Complete if the organization answered "Yes" to Form 990, Part IV, line 33, 34, 35, 36, or 37.
▶ Attach to Form 990. ▶ See separate instructions.

OMB No 1545-0047

2011

Open to Public Inspection

Name of the organization
CARRINGTON HEALTH CENTER

Employer identification number
45-0227311

Part I

Identification of Disregarded Entities (Complete if the organization answered "Yes" on Form 990, Part IV, line 33.)

(a) Name, address, and EIN of disregarded entity	(b) Primary activity	(c) Legal domicile (state or foreign country)	(d) Total income	(e) End-of-year assets	(f) Direct controlling entity

Part II

Identification of Related Tax-Exempt Organizations (Complete if the organization answered "Yes" on Form 990, Part IV, line 34 because it had one or more related tax-exempt organizations during the tax year.)

(a) Name, address, and EIN of related organization	(b) Primary activity	(c) Legal domicile (state or foreign country)	(d) Exempt Code section	(e) Public charity status (if section 501(c)(3))	(f) Direct controlling entity	(g) Section 512(b)(13) controlled organization	
						Yes	No
See Additional Data Table							

Part III

Identification of Related Organizations Taxable as a Partnership (Complete if the organization answered "Yes" on Form 990, Part IV, line 34 because it had one or more related organizations treated as a partnership during the tax year.)

(a) Name, address, and EIN of related organization	(b) Primary activity	(c) Legal domicile (state or foreign country)	(d) Direct controlling entity	(e) Predominant income (related, unrelated, excluded from tax under sections 512- 514)	(f) Share of total income	(g) Share of end-of- year assets	(h) Disproportionate allocations?		(i) Code V—UBI amount in box 20 of Schedule K-1 (Form 1065)	(j) General or managing partner?		(k) Percentage ownership
							Yes	No		Yes	No	
See Additional Data Table												

Part IV

Identification of Related Organizations Taxable as a Corporation or Trust (Complete if the organization answered "Yes" on Form 990, Part IV, line 34 because it had one or more related organizations treated as a corporation or trust during the tax year.)

(a) Name, address, and EIN of related organization	(b) Primary activity	(c) Legal domicile (state or foreign country)	(d) Direct controlling entity	(e) Type of entity (C corp, S corp, or trust)	(f) Share of total income	(g) Share of end-of-year assets	(h) Percentage ownership
See Additional Data Table							

Part V

Transactions With Related Organizations (Complete if the organization answered "Yes" on Form 990, Part IV, line 34, 35, 35A, or 36.)

Note. Complete line 1 if any entity is listed in Parts II, III or IV

1

During the tax year, did the organization engage in any of the following transactions with one or more related organizations listed in Parts II-IV?

a

Receipt of (i) interest (ii) annuities (iii) royalties (iv) rent from a controlled entity

b

Gift, grant, or capital contribution to related organization(s)

c

Gift, grant, or capital contribution from related organization(s)

d

Loans or loan guarantees to or for related organization(s)

e

Loans or loan guarantees by related organization(s)

f

Sale of assets to related organization(s)

g

Purchase of assets from related organization(s)

h

Exchange of assets with related organization(s)

i

Lease of facilities, equipment, or other assets to related organization(s)

j

Lease of facilities, equipment, or other assets from related organization(s)

k

Performance of services or membership or fundraising solicitations for related organization(s)

l

Performance of services or membership or fundraising solicitations by related organization(s)

m

Sharing of facilities, equipment, mailing lists, or other assets with related organization(s)

n

Sharing of paid employees with related organization(s)

o

Reimbursement paid to related organization(s) for expenses

p

Reimbursement paid by related organization(s) for expenses

q

Other transfer of cash or property to related organization(s)

r

Other transfer of cash or property from related organization(s)

Yes

No

1a

No

1b

No

1c

No

1d

No

1e

No

1f

No

1g

No

1h

No

1i

Yes

1j

No

1k

No

1l

Yes

1m

No

1n

No

1o

Yes

1p

No

1q

Yes

1r

Yes

2 If the answer to any of the above is "Yes," see the instructions for information on who must complete this line, including covered relationships and transaction thresholds

(a) Name of other organization	(b) Transaction type(a-r)	(c) Amount involved	(d) Method of determining amount involved
(1)			
(2)			
(3)			
(4)			
(5)			
(6)			

Part VII

Supplemental Information

Complete this part to provide additional information for responses to questions on Schedule R (see instructions)

Identifier	Return Reference	Explanation	
------------	------------------	-------------	--

Software ID: 11000230
Software Version: v2011.1.0
EIN: 45-0227311
Name: CARRINGTON HEALTH CENTER

Form 990, Schedule R, Part II - Identification of Related Tax-Exempt Organizations

(a) Name, address, and EIN of related organization	(b) Primary Activity	(c) Legal Domicile (State or Foreign Country)	(d) Exempt Code section	(e) Public charity status (if 501(c)(3))	(f) Direct Controlling Entity	g Section 512 (b)(13) controlled organization	
ALEGENT HEALTH - BERGAN MERCY HEALTH SYS 7500 MERCY ROAD OMAHA, NE 68124 47-0484764	HEALTHCARE	NE	501(C)(3)	3	CHI	Yes	
ALEGENT HEALTH - MERCY HOSPITAL CORNING IOWA PO BOX 368 CORNING, IA 50841 42-0782518	HEALTHCARE	IA	501(C)(3)	3	AHBMHS	Yes	
ALVERNA APARTMENTS 300 SE 8TH AVENUE LITTLE FALLS, MN 56345 41-1351177	LTERM CARE	MN	501(C)(3)	9	CHI	Yes	
APPLETREE COURT 601 OAK STREET BRECKENRIDGE, MN 56520 41-1850500	SENIOR HOMES	MN	501(C)(3)	9	SFH	Yes	
BISHOP DRUMM RETIREMENT CENTER 1111 6TH AVENUE DES MOINES, IA 50314 42-0725196	LTERM CARE	IA	501(C)(3)	9	CHI-IA CORP	Yes	
BORNEMANN HEALTHCARE CORPORATION 2500 BERNVILLE RD PO BOX 316 READING, PA 19603 23-2187242	HEALTHCARE	PA	501(C)(3)	11 - Type I	CHI	Yes	
CARRINGTON HEALTH CENTER 800 NORTH 4TH STREET CARRINGTON, ND 58421 45-0227311	HEALTHCARE	ND	501(C)(3)	3	CHI	Yes	
CATHOLIC HEALTH INITIATIVES 198 INVERNESS DRIVE WEST ENGLEWOOD, CO 80112 47-0617373	HEALTHCARE	CO	501(C)(3)	9	NA	Yes	
CATHOLIC HEALTH INITIATIVES COLORADO FOUNDATION 6385 CORPORATE DRIVE COLORADO SPRINGS, CO 80919 84-0902211	FUNDRAISING	CO	501(C)(3)	7	CHIC	Yes	
CATHOLIC HEALTH INITIATIVES INSTITUTE FOR RESEARCH AND INNOVATION 198 INVERNESS DRIVE WEST ENGLEWOOD, CO 80112 27-1050565	HEALTHCARE	CO	501(C)(3)	11 - Type I	CHI	Yes	
CATHOLIC HEALTH INITIATIVES NATIONAL FOUNDATION 6385 CORPORATE DRIVE COLORADO SPRINGS, CO 80919 27-0930004	FUNDRAISING	CO	501(C)(3)	9	CHI	Yes	
CATHOLIC HEALTH INITIATIVES-COLORADO 188 INVERNESS DRIVE WEST ENGLEWOOD, CO 80112 84-0405257	HEALTHCARE	CO	501(C)(3)	3	CHI	Yes	
CENTENNIAL MEDICAL GROUP INC 2700 STEWART PARKWAY ROSEBURG, OR 97470 26-3946191	PHYSICIANS	OR	501(C)(3)	9	MMC	Yes	
CENTRAL KANSAS MEDICAL CENTER 3515 BROADWAY GREAT BEND, KS 67530 48-0543724	SURGERY CNTR	KS	501(C)(3)	3	CHI	Yes	
CHI HEALTH CONNECT AT HOME - FARGO 4816 AMBER VALLEY PARKWAY FARGO, ND 58104 27-1966847	HEALTHCARE	ND	501(C)(3)	3	CHI	Yes	
CHI KENTUCKY INC 3900 OLYMPIC BLVD SUITE 400 ERLANGER, KY 41018 20-2741651	HEALTHCARE	KY	501(C)(3)	11 - Type I	CHI	Yes	
CHI NATIONAL HOME CARE 198 INVERNESS DRIVE WEST ENGLEWOOD, CO 80112 45-1261716	HEALTHCARE	CO	501(C)(3)	11 - Type I	CHI NS	Yes	
CHI NATIONAL SERVICES 198 INVERNESS DRIVE WEST ENGLEWOOD, CO 80112 45-2532084	HEALTHCARE	CO	501(C)(3)	9	CHI	Yes	
CHI NEBRASKA 6940 O STREET SUITE 200 LINCOLN, NE 68510 36-3233121	HEALTHCARE	NE	501(C)(3)	11 - Type I	CHI	Yes	
CONTINUING CARE HOSPITAL 150 NORTH EAGLE CREEK DRIVE LEXINGTON, KY 40509 61-1400619	LTACH	KY	501(C)(3)	3	SJHS	Yes	

Form 990, Schedule R, Part II - Identification of Related Tax-Exempt Organizations

(a) Name, address, and EIN of related organization	(b) Primary Activity	(c) Legal Domicile (State or Foreign Country)	(d) Exempt Code section	(e) Public charity status (if 501(c)(3))	(f) Direct Controlling Entity	(g) Section 512 (b)(13) controlled organization	
COVENANT HOME CARE 1223 POTTSVILLE PIKE SHOEMAKERSVILLE, PA 19555 23-2018429	HOME HEALTH	PA	501(C)(3)	11 - Type II	NA	Yes	
ENUMCLAW REGIONAL HOSPITAL ASSOCIATION 1450 BATTERSBY AVENUE ENUMCLAW, WA 98022 91-0715805	HEALTHCARE	WA	501(C)(3)	3	FHS	Yes	
FLAGET HEALTHCARE DBA FLAGET MEMORIAL HOSPITAL 4305 NEW SHEPHERDSVILLE ROAD BARDSTOWN, KY 40004 61-1345363	HEALTHCARE	KY	501(C)(3)	3	KOH	Yes	
FLAGET MEMORIAL HOSPITAL FOUNDATION INC 4305 NEW SHEPHERDSVILLE ROAD BARDSTOWN, KY 40004 56-2351341	FUNDRAISING	KY	501(C)(3)	11 - Type I	FH	Yes	
FRANCISCAN FOUNDATION 1717 SOUTH J STREET TACOMA, WA 98405 91-1145592	FUNDRAISING	WA	501(C)(3)	9	FHS	Yes	
FRANCISCAN HEALTH SYSTEM FKA FRANCISCAN HEALTH SYSTEM WEST 1717 SOUTH J STREET TACOMA, WA 98405 91-0564491	HEALTHCARE	WA	501(C)(3)	3	CHI	Yes	
FRANCISCAN MEDICAL GROUP 1708 SOUTH YAKIMA AVENUE TACOMA, WA 98405 91-1939739	HEALTHCARE	WA	501(C)(3)	9	FHS	Yes	
FRANCISCAN VILLA OF SOUTH MILWAUKEE INC 3601 SOUTH CHICAGO AVENUE SOUTH MILWAUKEE, WI 53172 39-1093829	HEALTHCARE	WI	501(C)(3)	9	CHI	Yes	
GETTYSBURG MEDICAL CENTER 606 EAST GARFIELD AVENUE GETTYSBURG, SD 57442 46-0234354	HEALTHCARE	SD	501(C)(3)	3	SMHC	Yes	
GLOBAL HEALTH INITIATIVES 198 INVERNESS DRIVE WEST ENGLEWOOD, CO 80112 20-1536108	MINISTRIES	CO	501(C)(3)	11 - Type I	CHI	Yes	
GOOD SAMARITAN COLLEGE OF NURSING & HEALTH SCIENCE 375 DIXMYTH AVE CINCINNATI, OH 45220 31-1778403	EDUCATION	OH	501(C)(3)	2	GSH	Yes	
GOOD SAMARITAN FOUNDATION OF CINCINNATI INC 619 OAK STREET ACCOUNTING-3 W CINCINNATI, OH 45206 31-1206047	FUNDRAISING	OH	501(C)(3)	11 - Type I	GSH	Yes	
GOOD SAMARITAN HOSPITAL PO BOX 1990 KEARNEY, NE 68848 47-0379755	HEALTHCARE	NE	501(C)(3)	3	CHI NEBRASKA	Yes	
GOOD SAMARITAN HOSPITAL FOUNDATION 111 W 31ST STREET KEARNEY, NE 68847 47-0659443	FUNDRAISING	NE	501(C)(3)	7	GSH	Yes	
HEALTH SET 4200 WEST CONEJOS PLACE 436 DENVER, CO 80204 84-1102943	LOW INC CARE	CO	501(C)(3)	7	CHIC	Yes	
HEALTHCARE AND WELLNESS FOUNDATION 2400 ST FRANCIS DRIVE BRECKENRIDGE, MN 56520 76-0761782	FUNDRAISING	MN	501(C)(3)	11 - Type I	SFMC	Yes	
HOSPITAL ASSOCIATION FOR ST JOSEPH HOSPITAL 7601 OSLER DRIVE TOWSON, MD 21204 52-6050777	HEALTHCARE	MD	501(C)(3)	9	SJMC	Yes	
HOUSE OF MERCY 1111 6TH AVENUE DES MOINES, IA 50314 42-1323808	SHELTER	IA	501(C)(3)	7	CHI-IA CORP	Yes	
JEWISH HOSPITAL AND ST MARY'S HEALTHCARE 200 ABRAHAM FLEXNER WAY LOUISVILLE, KY 40202 61-1029768	HEALTHCARE	KY	501(C)(3)	3	KOH	Yes	
JEWISH PHYSICIAN GROUP INC 200 ABRAHAM FLEXNER WAY LOUISVILLE, KY 40215 61-1352729	HEALTHCARE	KY	501(C)(3)	9	JHSMH	Yes	

Form 990, Schedule R, Part II - Identification of Related Tax-Exempt Organizations

(a) Name, address, and EIN of related organization	(b) Primary Activity	(c) Legal Domicile (State or Foreign Country)	(d) Exempt Code section	(e) Public charity status (if 501(c)(3))	(f) Direct Controlling Entity	(g) Section 512 (b)(13) controlled organization	
KENTUCKYONE HEALTH INC FKA JH PROPERTIES INC 200 ABRAHAM FLEXNER WAY LOUISVILLE, KY 40202 61-1029769	HEALTHCARE	KY	501(C)(3)	9	CHI	Yes	
LAKEWOOD HEALTH CENTER 600 MAIN AVENUE SOUTH BAUDETTE, MN 56623 41-0758434	HEALTHCARE	MN	501(C)(3)	3	CHI	Yes	
LINUS OAKES INC 2700 STEWART PARKWAY ROSEBURG, OR 97470 93-0821381	SENIOR LIVING	OR	501(C)(3)	9	MMC	Yes	
LISBON AREA HEALTH SERVICES 905 MAIN STREET LISBON, ND 58054 82-0558836	HEALTHCARE	ND	501(C)(3)	3	CHI	Yes	
MEMORIAL HEALTH CARE SYSTEM FOUNDATION 2525 DE SALES AVENUE CHATTANOOGA, TN 37404 62-1839548	FUNDRAISING	TN	501(C)(3)	7	MHCS	Yes	
MEMORIAL HEALTH CARE SYSTEM INC 2525 DE SALES AVENUE CHATTANOOGA, TN 37404 62-0532345	HEALTHCARE	TN	501(C)(3)	3	CHI	Yes	
MEMORIAL HEALTH PARTNERS FOUNDATION INC 6028 SHALLOWFORD ROAD CHATTANOOGA, TN 37421 03-0417049	HEALTHCARE	TN	501(C)(3)	9	MHCS	Yes	
MERCY AUXILIARY OF CENTRAL IOWA 1111 6TH AVENUE DES MOINES, IA 50314 42-6076069	AUXILIARY	IA	501(C)(3)	11 - Type I	CHI-IA CORP	Yes	
MERCY CLINICS INC 1111 6TH AVENUE DES MOINES, IA 50314 42-1193699	PHYSICIAN	IA	501(C)(3)	9	CHI-IA CORP	Yes	
MERCY COLLEGE OF HEALTH SCIENCES 1111 6TH AVENUE DES MOINES, IA 50314 42-1511682	EDUCATION	IA	501(C)(3)	2	CHI-IA CORP	Yes	
MERCY FOUNDATION OF DES MOINES IA 1111 6TH AVENUE DES MOINES, IA 50314 23-7358794	FUNDRAISING	IA	501(C)(3)	7	CHI-IA CORP	Yes	
MERCY FOUNDATION INC 2700 STEWART PARKWAY ROSEBURG, OR 97470 93-6088946	FUNDRAISING	OR	501(C)(3)	7	MMC	Yes	
MERCY HEALTH CARE FOUNDATION PO BOX 368 CORNING, IA 50841 42-1461064	FUNDRAISING	NE	501(C)(3)	11 - Type I	AHMH	Yes	
MERCY HEALTHCARE FOUNDATION 570 CHAUTAUQUA BOULEVARD VALLEY CITY, ND 58072 45-0226553	FUNDRAISING	ND	501(C)(3)	11 - Type I	MHVC	Yes	
MERCY HOSPITAL FOUNDATION COUNCIL BLUFFS 800 MERCY DRIVE COUNCIL BLUFFS, IA 51503 42-1178204	FUNDRAISING	IA	501(C)(3)	11 - Type I	AHBMHS	Yes	
MERCY HOSPITAL OF DEVILS LAKE 1031 SEVENTH STREET NE DEVILS LAKE, ND 58301 45-0227012	HEALTHCARE	ND	501(C)(3)	3	CHI	Yes	
MERCY HOSPITAL OF VALLEY CITY 570 CHAUTAUQUA BOULEVARD VALLEY CITY, ND 58072 45-0226553	HEALTHCARE	ND	501(C)(3)	3	CHI	Yes	
MERCY MEDICAL CENTER 2700 STEWART PARKWAY ROSEBURG, OR 97470 93-0386868	HEALTHCARE	OR	501(C)(3)	3	CHI	Yes	
MERCY MEDICAL CENTER 1301 15TH AVENUE WEST WILLISTON, ND 58801 45-0231183	HEALTHCARE	ND	501(C)(3)	3	CHI	Yes	
CATHOLIC HEALTH INITIATIVES-IOWA CORP DBA MERCY MEDICAL CENTER-DES MOINES 1111 6TH AVENUE DES MOINES, IA 50314 42-0680448	HEALTHCARE	IA	501(C)(3)	3	CHI	Yes	

Form 990, Schedule R, Part II - Identification of Related Tax-Exempt Organizations

(a) Name, address, and EIN of related organization	(b) Primary Activity	(c) Legal Domicile (State or Foreign Country)	(d) Exempt Code section	(e) Public charity status (if 501(c)(3))	(f) Direct Controlling Entity	(g) Section 512 (b)(13) controlled organization	
MERCY MEDICAL FOUNDATION 1301 15TH AVENUE WEST WILLISTON, ND 58801 45-0381803	FUNDRAISING	ND	501(C)(3)	11 - Type I	MMC	Yes	
MERCY PROFESSIONAL PRACTICE ASSOCIATES INC 1111 6TH AVENUE DES MOINES, IA 50314 42-1470935	PHYSICIAN	IA	501(C)(3)	9	CHI-IA CORP	Yes	
MLIFECARES 2727 MCCLELLAND BLVD JOPLIN, MO 64804 43-1305163	PROPERTY MGMT	MO	501(C)(3)	11 - Type I	SJPMC	Yes	
MNMCH INC 220 NORTH PENNSYLVANIA COLUMBUS, KS 66725 48-1216238	HEALTHCARE	KS	501(C)(3)	3	SJPMC	Yes	
MT ST JOSEPH INC 3060 SE STARK STREET PORTLAND, OR 97214 93-0386870	NURSING CARE	OR	501(C)(3)	9	CHI	Yes	
NEBRASKA HEART HOSPITAL 7500 SOUTH 91ST STREET LINCOLN, NE 68526 39-2031968	HEALTHCARE	NE	501(C)(3)	3	CHI NEBRASKA	Yes	
OAKES COMMUNITY HOSPITAL 314 SOUTH 8TH STREET OAKES, ND 58474 45-0231675	HEALTHCARE	ND	501(C)(3)	3	CHI	Yes	
OAKES COMMUNITY HOSPITAL FOUNDATION 1200 N 7TH STREET OAKES, ND 58474 71-0966606	FUNDRAISING	ND	501(C)(3)	11 - Type I	OCH	Yes	
PUEBLO STEPUP 1925 EAST ORMAN AVE SUITE G52 PUEBLO, CO 81004 84-1234295	COMMUNITY	CO	501(C)(3)	7	CHIC	Yes	
SET OF COLORADO SPRINGS INC 825 E PIKES PEAK AVENUE BLDG 29 COLORADO SPRINGS, CO 80903 84-1183335	LTERM CARE	CO	501(C)(3)	7	CHIC	Yes	
SAINT CLARE'S COMMUNITY CARE 25 POCONO ROAD DENVER, NJ 07834 22-2876836	HEALTHCARE	NJ	501(C)(3)	11 - Type II	SCHS	Yes	
SAINT CLARE'S FOUNDATION INC 25 POCONO ROAD DENVER, NJ 07834 22-2502997	FUNDRAISING	NJ	501(C)(3)	7	SCHS	Yes	
SAINT CLARE'S HEALTH SERVICES INC 25 POCONO ROAD DENVER, NJ 07834 22-3639733	MANAGEMENT	NJ	501(C)(3)	7	CHI	Yes	
SAINT CLARE'S HOSPITAL 25 POCONO ROAD DENVER, NJ 07834 22-3319886	HEALTHCARE	NJ	501(C)(3)	3	SCHS	Yes	
SAINT ELIZABETH FOUNDATION 555 SOUTH 70TH STREET LINCOLN, NE 68510 47-0625523	FUNDRAISING	NE	501(C)(3)	7	SERMC	Yes	
SAINT ELIZABETH HEALTH SERVICES 555 SOUTH 70TH STREET LINCOLN, NE 68510 36-3233120	HEALTHCARE	NE	501(C)(3)	3	SERMC	Yes	
SAINT ELIZABETH REGIONAL MEDICAL CENTER 555 SOUTH 70TH STREET LINCOLN, NE 68510 47-0379836	HEALTHCARE	NE	501(C)(3)	3	CHI NEBRASKA	Yes	
SAINT FRANCIS MEDICAL CENTER 2620 WEST FAIDLEY GRAND ISLAND, NE 68803 47-0376601	HEALTHCARE	NE	501(C)(3)	3	CHI NEBRASKA	Yes	
SAINT FRANCIS MEDICAL CENTER FOUNDATION PO BOX 9804 GRAND ISLAND, NE 68802 47-0630267	FUNDRAISING	NE	501(C)(3)	7	SFMC	Yes	
SAINT JOSEPH BEREAS HOSPITAL FOUNDATION INC 305 ESTILL STREET BEREA, KY 40403 26-0152877	FUNDRAISING	KY	501(C)(3)	7	SJHS	Yes	

Form 990, Schedule R, Part II - Identification of Related Tax-Exempt Organizations

(a) Name, address, and EIN of related organization	(b) Primary Activity	(c) Legal Domicile (State or Foreign Country)	(d) Exempt Code section	(e) Public charity status (if 501(c)(3))	(f) Direct Controlling Entity	(g) Section 512 (b)(13) controlled organization	
SAINT JOSEPH HEALTH SYSTEM INC 424 LEWIS HARGETT CIRCLE 160 LEXINGTON, KY 40509 61-1334601	HEALTHCARE	KY	501(C)(3)	3	CHI	Yes	
SAINT JOSEPH LONDON FOUNDATION INC 310 EAST NINTH STREET LONDON, KY 40741 26-0438748	FUNDRAISING	KY	501(C)(3)	11 - Type I	SJHS	Yes	
SAINT JOSEPH MEDICAL FOUNDATION INC ONE ST JOSEPH DRIVE LEXINGTON, KY 40504 31-1539059	PHY PRACTICES	KY	501(C)(3)	3	SJHS	Yes	
SAINT JOSEPH MOUNT STERLING FOUNDATION INC 50 STERLING AVENUE MOUNT STERLING, KY 40353 27-2884584	FUNDRAISING	KY	501(C)(3)	7	SJHS	Yes	
SAINT JOSEPH'S HOSPITAL FOUNDATION 30 WEST 7TH STREET DICKINSON, ND 58601 36-3418207	FUNDRAISING	ND	501(C)(3)	11 - Type I	SJHHC	Yes	
SAMARITAN BEHAVIORAL HEALTH 601 S EDWIN C MOSES BLVD DAYTON, OH 45408 02-0633634	HEALTHCARE	OH	501(C)(3)	3	SHP	Yes	
SAMARITAN HEALTH FOUNDATION 2222 PHILADELPHIA DRIVE DAYTON, OH 45406 23-7296923	FUNDRAISING	OH	501(C)(3)	7	SHP	Yes	
SAMARITAN HEALTH PARTNERS 2222 PHILADELPHIA DRIVE DAYTON, OH 45406 31-1107411	HEALTHCARE	OH	501(C)(3)	11 - Type I	CHI	Yes	
SJMGROUP 2727 MCCLELLAND BLVD JOPLIN, MO 64804 43-1882377	PHYS PRACTICE	MO	501(C)(3)	9	SJRMC	Yes	
SJRMC JOPLIN MISSOURI 2727 MCCLELLAND BLVD JOPLIN, MO 64804 44-0545809	HEALTHCARE	MO	501(C)(3)	3	CHI	Yes	
ST JOSEPH HEALTH MINISTRIES 1929 LINCOLN HWY E STE 150 LANCASTER, PA 17602 23-2342997	HEALTH	PA	501(C)(3)	11 - Type I	CHI	Yes	
ST ANTHONY HOSPITAL 1601 SE COURT AVENUE PENDLETON, OR 97801 93-0391614	HEALTHCARE	OR	501(C)(3)	3	CHI	Yes	
ST ANTHONY HOSPITAL FOUNDATION 1601 SE COURT AVENUE PENDLETON, OR 97801 93-0992727	FUNDRAISING	OR	501(C)(3)	11 - Type I	SA HOSPITAL	Yes	
ST ANTHONY'S HOSPITAL ASSOCIATION FOUR HOSPITAL DRIVE MORRILTON, AR 72110 71-0245507	HEALTHCARE	AR	501(C)(3)	3	SVIMC	Yes	
ST CATHERINE HOSPITAL 401 EAST SPRUCE STREET GARDEN CITY, KS 67846 48-0543721	HEALTHCARE	KS	501(C)(3)	3	CHI	Yes	
ST CATHERINE HOSPITAL DEVELOPMENT FOUNDATION 401 EAST SPRUCE STREET GARDEN CITY, KS 67846 20-0598702	FUNDRAISING	KS	501(C)(3)	11 - Type I	SCH	Yes	
ST DOMINIC OF ONTARIO OREGON 351 SW 9TH STREET ONTARIO, OR 97914 93-0433692	HEALTHCARE	OR	501(C)(3)	3	CHI	Yes	
ST FRANCIS HOME 2400 ST FRANCIS DRIVE BRECKENRIDGE, MN 56520 41-0729978	LTERM CARE	MN	501(C)(3)	9	CHI	Yes	
ST FRANCIS LIFE CARE CORPORATION 19 POCONO ROAD DENVER, NJ 07834 22-2536017	ELDERLY CARE	NJ	501(C)(3)	9	SCHS	Yes	
ST FRANCIS MEDICAL CENTER 2400 ST FRANCIS DRIVE BRECKENRIDGE, MN 56520 41-0695598	HEALTHCARE	MN	501(C)(3)	3	CHI	Yes	

Form 990, Schedule R, Part II - Identification of Related Tax-Exempt Organizations

(a) Name, address, and EIN of related organization	(b) Primary Activity	(c) Legal Domicile (State or Foreign Country)	(d) Exempt Code section	(e) Public charity status (if 501(c)(3))	(f) Direct Controlling Entity	(g) Section 512 (b)(13) controlled organization	
ST FRANCIS OF BAKER CITY 3325 POCAHONTAS ROAD BAKER CITY, OR 97814 93-0412495	HEALTHCARE	OR	501(C)(3)	3	CHI	Yes	
ST JOHN'S MERCY REGIONAL FOUNDATION 2727 MCCLELLAND BLVD JOPLIN, MO 64804 43-1308084	FUNDRAISING	MO	501(C)(3)	7	SJPMC	Yes	
ST JOSEPH COMMUNITY HEALTH 300 CENTRAL AVE SW SUITE 3000 ALBUQUERQUE, NM 87102 71-0897107	COMMUNITY	NM	501(C)(3)	11 - Type I	CHI	Yes	
ST JOSEPH HOSPITAL FOUNDATION INC 305 ESTILL STREET LEXINGTON, KY 40504 61-1159649	FUNDRAISING	KY	501(C)(3)	11 - Type I	SJHS	Yes	
ST JOSEPH MEDICAL CENTER FOUNDATION 2500 BERNVILLE ROAD PO BOX 316 READING, PA 19603 23-2649362	FUNDRAISING	PA	501(C)(3)	11 - Type I	SJRHN	Yes	
ST JOSEPH MEDICAL CENTER FOUNDATION INC 7601 OSLER DRIVE TOWSON, MD 21204 52-1681044	FUNDRAISING	MD	501(C)(3)	7	SJMC	Yes	
ST JOSEPH MEDICAL CENTER INC 7601 OSLER DRIVE TOWSON, MD 21204 52-0591461	HEALTHCARE	MD	501(C)(3)	3	CHI	Yes	
ST JOSEPH MEDICAL GROUP 2500 BERNVILLE ROAD PO BOX 316 READING, PA 19603 20-8544021	HEALTHCARE	PA	501(C)(3)	9	BHC	Yes	
ST JOSEPH PHYSICIAN ENTERPRISES 7601 OSLER DRIVE TOWSON, MD 21204 52-1311775	PHYSICIANS	MD	501(C)(3)	11 - Type I	SJMC	Yes	
ST JOSEPH REGIONAL HEALTH NETWORK 2500 BERNVILLE ROAD PO BOX 316 READING, PA 19603 23-1352211	HEALTHCARE	PA	501(C)(3)	3	CHI	Yes	
ST JOSEPH'S AREA HEALTH SERVICES 600 PLEASANT AVENUE PARK RAPIDS, MN 56470 41-0695603	HEALTHCARE	MN	501(C)(3)	3	CHI	Yes	
ST JOSEPH'S HOSPITAL AND HEALTH CENTER 30 WEST 7TH STREET DICKINSON, ND 58601 45-0226429	HEALTHCARE	ND	501(C)(3)	3	CHI	Yes	
MERCY MEDICAL CENTER - CENTERVILLE ONE ST JOSEPHS DRIVE CENTERVILLE, IA 52544 42-0680308	HEALTHCARE	IA	501(C)(3)	3	CHI-IA CORP	Yes	
ST MARY'S COMMUNITY HOSPITAL 1314 3RD AVENUE NEBRASKA CITY, NE 68410 47-0443636	HEALTHCARE	NE	501(C)(3)	3	CHI NEBRASKA	Yes	
ST MARY'S HEALTHCARE CENTER 801 EAST SIOUX AVENUE PIERRE, SD 57501 46-0230199	HEALTHCARE	SD	501(C)(3)	3	CHI	Yes	
ST MARY'S HOSPITAL FOUNDATION 1314 3RD AVENUE NEBRASKA CITY, NE 68410 47-0707604	FUNDRAISING	NE	501(C)(3)	7	SMH	Yes	
ST VINCENT FOUNDATION TWO ST VINCENT CIRCLE LITTLE ROCK, AR 72205 51-0169537	FUNDRAISING	AR	501(C)(3)	11 - Type I	SVIMC	Yes	
ST VINCENT INFIRMARY MEDICAL CENTER TWO ST VINCENT CIRCLE LITTLE ROCK, AR 72205 71-0236917	HEALTHCARE	AR	501(C)(3)	3	CHI	Yes	
ST VINCENT MEDICAL GROUP TWO ST VINCENT CIRCLE LITTLE ROCK, AR 72205 71-0830696	HEALTHCARE	AR	501(C)(3)	9	SVIMC	Yes	
THE COMMUNITY LIMITED CARE DIALYSIS CENTER 619 OAK STREET ACCOUNTING-3 W CINCINNATI, OH 45206 23-7419853	DIALYSIS	OH	501(C)(2)	N/A	GSH	Yes	

Form 990, Schedule R, Part II - Identification of Related Tax-Exempt Organizations

(a) Name, address, and EIN of related organization	(b) Primary Activity	(c) Legal Domicile (State or Foreign Country)	(d) Exempt Code section	(e) Public charity status (if 501(c)(3))	(f) Direct Controlling Entity	g Section 512 (b)(13) controlled organization	
THE GOOD SAMARITAN HOSPITAL OF CINCINNATI OH 619 OAK STREET ACCOUNTING-3 W CINCINNATI, OH 45206 31-0537486	HEALTHCARE	OH	501(C)(3)	3	CHI	Yes	
THE MERCY HOSPITAL OF DEVILS LAKE FDN 1031 SEVENTH STREET NE DEVILS LAKE, ND 58301 35-2367360	FUNDRAISING	ND	501(C)(3)	7	MHDL	Yes	
THE PHYSICIAN NETWORK 2000 Q STREET SUITE 500 LINCOLN, NE 68503 47-0780857	PHYS PRACTICE	NE	501(C)(3)	11 - Type I	CHI NEBRASKA	Yes	
TOTAL HEALTHCARE 188 INVERNESS DRIVE WEST SUITE 500 ENGLEWOOD, CO 80112 84-0927232	HEALTHCARE	CO	501(C)(3)	3	CHIC	Yes	
UNITY FAMILY HEALTHCARE 815 2ND STREET SE LITTLE FALLS, MN 56345 41-0721642	HEALTHCARE	MN	501(C)(3)	3	CHI	Yes	
VILLA NAZARETH INC 801 PAGE DRIVE FARGO, ND 58103 45-0226714	LT CARE	ND	501(C)(3)	9	CHI	Yes	
VISITING NURSE ASSOCIATION OF SAINT CLARE'S 191 WOODPORT ROAD SPARTA, NJ 07871 22-1768334	HOME HEALTH	NJ	501(C)(3)	9	SCHS	Yes	

Form 990, Schedule R, Part III - Identification of Related Organizations Taxable as a Partnership

(a) Name, address, and EIN of related organization	(b) Primary activity	(c) Legal Domicile (State or Foreign Country)	(d) Direct Controlling Entity	(e) Predominant income (related, unrelated, excluded from tax under sections 512-514)	(f) Share of total income (\$)	(g) Share of end-of-year assets (\$)	(h) Disproportionate allocations?		(i) Code V-UBI amount on Box 20 of K-1 (\$)	(j) General or Managing Partner?		(k) Percentage ownership
							Yes	No		Yes	No	
AUDUBON LAND COMPANY LLC 5390 N ACADEMY BLVD SUITE 300 COLORADO SPRINGS, CO 80918 84-1513085	REAL ESTATE	CO	CHIC	RELATED	34,991	-694,032		No			No	50.1 %
AVANTAS LLC 11128 JOHN GALT BLVD SUITE 400 OMAHA, NE 68137 39-2045003	HEALTHCARE	NE	AHBMHS	RELATED	-2,862,040	-2,537,888		No			No	95 %
BERYWOOD OFFICE PROPERTIES LLC 400 BERYWOOD TRAIL CLEVELAND, TN 37312 62-1875199	PHYS OFFICE	TN	MHCS	RELATED	57,545	1,013,237		No		Yes		63 %
BLUEGRASS REGIONAL IMAGING CENTER 1218 SOUTH BROADWAY SUITE 310 LEXINGTON, KY 40504 61-1386736	DIAGNOSTIC	KY	SJHS	RELATED				No			No	65 %
CENTRAL NEBRASKA HOME CARE SERVICES PO BOX 1146-4510 SECOND AVENUE KEARNEY, NE 68848 47-0692112	HEALTHCARE SRVC	NE	NA	RELATED	-92,336	745,068		No		Yes		100 %
CENTRAL NEBRASKA REHAB SERVICE 3004 W FAIDLEY AVE GRAND ISLAND, NE 68802 81-0653461	PHYSICAL THERAPY	NE	SFMC	RELATED	1,835,812	2,199,571		No			No	51 %
CHI OPERATING INVESTMENT PROGRAM LP 198 INVERNESS DRIVE WEST ENGLEWOOD, CO 80112 47-0727942	INVESTMENTS	CO	CHI	UNRELATED	397,241,271	6,272,650,880		No		Yes		100 %
HEALTHCARE SUPPORT SERVICES PO BOX 9804 GRAND ISLAND, NE 68802 72-1546196	LAUNDRY	NE	NA	RELATED	-11,179	3,069,835		No			No	100 %
MRI AT ST JOESPH MEDICAL CENTER LLC 7253 AMBASSADOR ROAD BALTIMORE, MD 21244 52-1958002	MEDICAL IMAGING	MD	SJMC	RELATED	423,167	2,174,155		No		Yes		51 %
NORTH RIVER SURGERY CENTER LLC 2209 WILDWOOD AVENUE SHERWOOD, AR 72120 71-0799771	AMBUL SURG CTR	AR	SVIMC	RELATED	81,071	1,077,536		No			No	57.44 %
O'DEA MEDICAL ARTS LIMITED PARTNERSHIP 7601 OSLER DRIVE TOWSON, MD 21204 52-1682964	REAL ESTATE	MD	TOWSON MANAGEMENT INC	RELATED	111,933	5,418,117		No			No	65.122 %
ORTHOCOLORADO LLC 11650 WEST 2ND PLACE LAKEWOOD, CO 80255 37-1577105	ORTHO HOSPITAL	CO	CHIC	RELATED	-3,249,434	-2,760,206		No			No	60 %
PENINSULA RADIATION ONCOLOGY 315 MARTIN LUTHER KING JR WAY 111 TACOMA, WA 98405 71-0799771	HEALTHCARE SRVC	WA	FHS	RELATED	135,014	85,985		No			No	60 %
PENRAD IMAGING 1390 KELLY JOHNSON BLVD COLORADO SPRINGS, CO 80920 84-1072619	MEDICAL IMAGING	CO	CHIC	RELATED	715,094	2,397,488		No			No	70 %
RUXTON SURGICENTER LLC 8322 BELLONA AVENUE SUITE 201 BALTIMORE, MD 21204 52-2095835	SURGERY CENTER	MD	SJMC	RELATED	-69,345	2,802,932		No		Yes		51 %

Form 990, Schedule R, Part III - Identification of Related Organizations Taxable as a Partnership

(a) Name, address, and EIN of related organization	(b) Primary activity	(c) Legal Domicile (State or Foreign Country)	(d) Direct Controlling Entity	(e) Predominant income (related, unrelated, excluded from tax under sections 512-514)	(f) Share of total income (\$)	(g) Share of end- of-year assets (\$)	(h) Disproprtionate allocations?		(i) Code V - UBI amount on Box 20 of K-1 (\$)	(j) General or Managing Partner?		(k) Percentage ownership
SAINT JOSEPH - SCA HOLDINGS LLC 424 LEWIS HARGETT CIRCLE STE 160 LEXINGTON, KY 40503 45-3801157	OP SURGERY	DE	SJHS	RELATED				No		Yes		51 %
SCA PREMIER SURGERY CENTER OF LOUISVILLE LLC 200 ABRAHAM FLEXNER WAY LOUISVILLE, KY 40202 72-1386840	SURGERY CENTER	KY	JH	RELATED	68,676	446,063		No		Yes		51 %
ST FRANCIS LAND COMPANY 5390 N ACADEMY BLVD SUITE 300 COLORADO SPRINGS, CO 80918 26-3134100	REAL ESTATE	CO	CHIC	RELATED	130,967	408,090		No			No	51 %
ST FRANCIS MEDICAL CENTER ASSOCIATES 1717 SOUTH J STREET TACOMA, WA 98405 91-1352698	MED OFFICE	WA	FHS	RELATED	110,986	1,672,098		No			No	54 21 %
ST JOSEPH- PAML LLC 424 LEWIS HARGETT CIRCLE STE 160 LEXINGTON, KY 40503 45-2116736	MGMT SVCS	KY	SJHS	RELATED				No		Yes		62 5 %
SUPERIOR MEDICAL IMAGING LLC 5000 NORTH 26TH STREET LINCOLN, NE 68521 26-2884555	OP DIAGNOSTICS	NE	SERMC	RELATED	254,775	796,941		No	0		No	51 %
SURGERY CENTER OF LEXINGTON LLC 424 LEWIS HARGETT CIRCLE STE 160 LEXINGTON, KY 40503 62-1179539	SURGERY CENTER	DE	SJHS	RELATED	393,519	2,214,599		No		Yes		51 %
SURGERY CENTER OF LOUISVILLE LLC 200 ABRAHAM FLEXNER WAY LOUISVILLE, KY 40202 62-1179537	SURGERY CENTER	KY	JH	RELATED	-3,676	395,845		No		Yes		51 %

Form 990, Schedule R, Part IV - Identification of Related Organizations Taxable as a Corporation or Trust

(a) Name, address, and EIN of related organization	(b) Primary activity	(c) Legal Domicile (State or Foreign Country)	(d) Direct Controlling Entity	(e) Type of entity (C corp, S corp, or trust)	(f) Share of total income (\$)	(g) Share of end-of-year assets (\$)	(h) Percentage ownership
ALTERNATIVE INSURANCE MANAGEMENT SERVICE 3900 OLYMPIC BOULEVARD SUITE 400 ERLANGER, KY 41018 84-1112049	MANAGEMENT SERVICES	CO	CHI	C CORPORATION	0	3,267,441	1 00 %
AMERICAN NURSING CARE 1700 EDISON DRIVE MILFORD, OH 45150 31-1085414	HOME HEALTH	OH	CHS	C CORPORATION	4,648,726	44,654,199	1 00 %
AMERIMED INC 1700 EDISON DRIVE MILFORD, OH 45150 31-1158699	HOME HEALTH	OH	ANC	C CORPORATION	662,062	11,666,874	1 00 %
BC HOLDING COMPANY INC 1850 BLUEGRASS AVE LOUISVILLE, KY 40215 31-1542851	FITNESS CLUB	KY	JH	C CORPORATION	0	0	1 00 %
CADUCEUS MEDICAL ASSOCIATES INC 5600 BRAINERD ROAD SUITE 500 CHATTANOOGA, TN 37411 62-1570736	HEALTHCARE	TN	MHCS	C CORPORATION	0	1,008	1 00 %
CAPTIVE MANAGEMENT INITIATIVES PO BOX 10073 APO GEORGETOWN, GRAND CAYMAN KY1-1001 CJ 98-0663022	CAPTIVE MANAGEMENT	CJ	CHI	C CORPORATION	0	0	1 00 %
CATHOLIC HEALTH INITIATIVES CENTER FOR TRANSLATIONAL RESEARCH 198 INVERNESS DRIVE WEST ENGLEWOOD, CO 80112 27-2269511	RESEARCH	CO	CIRI	TRUST	-2,864,605	2,809,707	1 00 %
CGH REALTY COMPANY INC 215 N 12TH ST READING, PA 19603 23-2326801	REAL ESTATE	PA	SJHM	C CORPORATION			1 00 %
COMCARE SERVICES 4231 W 16TH AVENUE DENVER, CO 80204 84-0904813	INACTIVE	CO	CHIC	C CORPORATION	0	0	1 00 %
CONSOLIDATED HEALTH SERVICES 1700 EDISON DRIVE MILFORD, OH 45150 31-1378212	HOME HEALTH	OH	CHI	C CORPORATION	-1,525,246	65,844,862	1 00 %
DAVID DEYLE CHARITABLE REMAINDER UNITRUST PO BOX 1810 KEARNEY, NE 68848 47-6192395	INVESTMENTS	NE	GSHF	TRUST			1 00 %
DES MOINES MEDICAL CENTER INC 1111 6TH AVENUE DES MOINES, IA 50314 42-0837382	REAL ESTATE	IA	CHI-IA CORP	C CORPORATION	71,497	1,221,667	92 98 %
FIRST INITIATIVES INSURANCE LTD PO BOX 10073 APO GEORGETOWN, GRAND CAYMAN KY1-1001 CJ 98-0203038	INSURANCE	CJ	CHI	C CORPORATION	0	0	1 00 %
FRANCISCAN SERVICES INC 198 INVERNESS DRIVE WEST ENGLEWOOD, CO 80112 23-2487967	HEALTHCARE	CO	CHI	C CORPORATION	-5,719	5,837,142	1 00 %
GOOD SAMARITAN OUTREACH SERVICES PO BOX 1990 KEARNEY, NE 68848 47-0659440	MEDICAL CLINIC	NE	CHI NEBRASKA	C CORPORATION	-165,666	355,110	1 00 %
HAROLD WRASE 1995 CHARITABLE UNITRUST 30 WEST 7TH STREET DICKINSON, ND 58601 45-6090420	INVESTMENTS	ND	SJHHC	TRUST	1,240	22,148	1 00 %
HAROLD WRASE 1996 CHARITABLE UNITRUST 30 WEST 7TH STREET DICKINSON, ND 58601 20-6037112	INVESTMENTS	ND	SJHHC	TRUST	1,057	15,462	1 00 %
HAROLD WRASE 1997 CHARITABLE UNITRUST 30 WEST 7TH STREET DICKINSON, ND 58601 20-6037104	INVESTMENTS	ND	SJHHC	TRUST	0	20,520	1 00 %
HAROLD WRASE 1999 CHARITABLE UNITRUST 30 WEST 7TH STREET DICKINSON, ND 58601 20-6037099	INVESTMENTS	ND	SJHHC	TRUST	0	25,036	1 00 %
HEALTH SYSTEMS ENTERPRISES INC PO BOX 1990 KEARNEY, NE 68848 47-0664558	MANAGEMENT	NE	GSH	C CORPORATION	102,136	1,443,049	1 00 %

Form 990, Schedule R, Part IV - Identification of Related Organizations Taxable as a Corporation or Trust

(a) Name, address, and EIN of related organization	(b) Primary activity	(c) Legal Domicile (State or Foreign Country)	(d) Direct Controlling Entity	(e) Type of entity (C corp, S corp, or trust)	(f) Share of total income (\$)	(g) Share of end-of-year assets (\$)	(h) Percentage ownership
HEALTHCARE MGMT SERVICES ORG INC 1149 MARKET ST TACOMA, WA 98402 91-1865474	HEALTH ORG	WA	FHS	C CORPORATION	0	0	1 00 %
JAMES & HENRIETTA NISTLER UNITRUST 30 WEST 7TH STREET DICKINSON, ND 58601 20-6021899	INVESTMENTS	ND	SJHHC	TRUST	692	39,075	1 00 %
JEANNE DEYLE CHARITABLE REMAINDER UNITRUST PO BOX 1810 KEARNEY, NE 68848 47-6192398	INVESTMENTS	NE	GSHF	TRUST			1 00 %
JOSEPH A SCHUSTER ANNUITY TRUST #1 400 UNIVERSITY AVENUE DES MOINES, IA 50314 42-1195122	INVESTMENTS	IA	MFDM	TRUST	7,834	416,349	1 00 %
LODESCA MILLER CHARITABLE REMAINDER UNITRUST PO BOX 1810 KEARNEY, NE 68848 47-6186933	INVESTMENTS	NE	GSHF	TRUST			1 00 %
MEDQUEST 1301 15TH AVENUE WEST WILLISTON, ND 58801 45-0392137	SALE OF DME	ND	MMC WILLISTON	C CORPORATION	151,498	962,554	1 00 %
MERCY PARK APARTMENTS LTD 1111 6TH AVENUE DES MOINES, IA 50314 42-1202422	HOUSING	IA	CHI-IA CORP	C CORPORATION	369,905	1,937,220	1 00 %
MERCY SERVICES CORP 2700 STEWART PARKWAY ROSEBURG, OR 97470 93-0824308	RETAIL SALES	OR	MMC	C CORPORATION	0	956,003	1 00 %
MHSERVICES CORPORATION 198 INVERNESS DRIVE WEST ENGLEWOOD, CO 80112 43-1457881	DME	MO	SJRMC	C CORPORATION	-4,061	0	1 00 %
MOUNTAIN MANAGEMENT SERVICES INC 5600 BRAINERD ROAD SUITE 500 CHATTANOOGA, TN 37411 62-1570739	MGMT SVC ORG	TN	MHCS	C CORPORATION	-33,152	4,679,435	1 00 %
NAZARETH ASSURANCE COMPANY PO BOX 10073 APO GEORGETOWN, GRAND CAYMAN KY1-1001 CJ 03-0304831	INSURANCE	CJ	CHI	C CORPORATION	0	0	1 00 %
PATIENT TRANSPORT SERVICES INC 1700 EDISON DRIVE MILFORD, OH 45150 31-1100798	HOME HEALTH	OH	ANC	C CORPORATION	479,940		1 00 %
PHYSICIAN HEALTH SYSTEM NETWORK 1149 MARKET ST TACOMA, WA 98402 91-1746721	HEALTH ORG	WA	FHS	C CORPORATION	0	0	1 00 %
RAY & SHIRLEY DAVID 1999 UNITRUST 30 WEST 7TH STREET DICKINSON, ND 58601 20-6037077	INVESTMENTS	ND	SJHHC	TRUST	0	26,110	1 00 %
ROBERT & WANDA CHARITABLE REMAINDER UNITRUST PO BOX 1810 KEARNEY, NE 68848 26-6191916	INVESTMENTS	NE	GSHF	TRUST			1 00 %
SAINT CLARE'S PRIMARY CARE INC 66 FORD ROAD DENVER, NJ 07834 22-2441202	BILLING SERVICES	NJ	SCCC	C CORPORATION	-469,962	1,772,016	1 00 %
SAMARITAN FAMILY CARE INC 40 WFOURTH ST 1700 DAYTON, OH 45402 31-1299450	HEALTHCARE	OH	SHP	C CORPORATION			1 00 %
SJH SERVICES CORPORATION 198 INVERNESS DRIVE WEST ENGLEWOOD, CO 80112 23-2307408	HEALTHCARE	CO	FSI	C CORPORATION	-192,777	2,973,858	1 00 %
SJL PHYSICIAN MANAGEMENT SERVICES INC 424 LEWIS HARGETT CR 160 LEXINGTON, KY 40503 27-0164198	MANAGEMENT	KY	SJHS	C CORPORATION	0	0	1 00 %
ST ANTHONY DEVELOPMENT COMPANY 1415 SOUTHGATE PENDLETON, OR 97801 93-1216943	ATHLETIC CLUB	OR	SAH	C CORPORATION	92,139	3,007,550	1 00 %

Form 990, Schedule R, Part IV - Identification of Related Organizations Taxable as a Corporation or Trust

(a) Name, address, and EIN of related organization	(b) Primary activity	(c) Legal Domicile (State or Foreign Country)	(d) Direct Controlling Entity	(e) Type of entity (C corp, S corp, or trust)	(f) Share of total income (\$)	(g) Share of end-of-year assets (\$)	(h) Percentage ownership
ST VINCENT COMMUNITY HEALTH SERVICES INC TWO ST VINCENT CIRCLE LITTLE ROCK, AR 72205 71-0710785	HEALTHCARE	AR	SVIMC	C CORPORATION	2,804,485	14,049,374	1 00 %
ST JOSEPH DEVELOPMENT COMPANY INC 1717 SOUTH J STREET TACOMA, WA 98405 91-1480569	RENTAL	WA	FSI	C CORPORATION	63,164	11,845,439	1 00 %
ST JOSEPH OFFICE PARK ASSOCIATION 1401 HARRODSBURG ROAD BLDG B70 LEXINGTON, KY 40504 61-1079899	MANAGEMENT	KY	SJHS	C CORPORATION		882,139	85 %
TOM DEYLE CHARITABLE REMAINDER UNITRUST PO BOX 1810 KEARNEY, NE 68848 47-6192393	INVESTMENTS	NE	GSHF	TRUST			1 00 %
TOWSON MANAGEMENT INC 7601 OSLER DRIVE TOWSON, MD 21204 52-1710750	MANAGEMENT SERVICES	MD	FSI	C CORPORATION		266,960	1 00 %

CONSOLIDATED FINANCIAL STATEMENTS AND SUPPLEMENTAL INFORMATION

Catholic Health Initiatives
Years Ended June 30, 2012 and 2011
With Report of Independent Auditors

Ernst & Young LLP



Catholic Health Initiatives
Consolidated Financial Statements
and Supplemental Information

Years Ended June 30, 2012 and 2011

Contents

Report of Independent Auditors.....	1
Consolidated Financial Statements	
Consolidated Balance Sheets	2
Consolidated Statements of Operations	4
Consolidated Statements of Changes in Net Assets	5
Consolidated Statements of Cash Flows.....	6
Notes to Consolidated Financial Statements.....	7
Supplemental Information	
Report of Independent Auditors on Supplemental Information	43
2012 Consolidating Balance Sheet	44
2012 Consolidating Statement of Operations	46

Report of Independent Auditors

Board of Stewardship Trustees
Catholic Health Initiatives

We have audited the accompanying consolidated balance sheets of Catholic Health Initiatives (CHI) as of June 30, 2012 and 2011, and the related consolidated statements of operations, changes in net assets, and cash flows for the years then ended. These financial statements are the responsibility of CHI's management. Our responsibility is to express an opinion on these financial statements based on our audits. We did not audit the financial statements of Alegent Health-Bergan Mercy Health System, a wholly sponsored direct affiliate of CHI, which statements reflect total assets of \$716 million and \$708 million as of June 30, 2012 and 2011, respectively, and total revenues of \$452 million and \$466 million, respectively, for the years then ended. Those statements were audited by other auditors whose report has been furnished to us, and our opinion, insofar as it relates to the amounts included for Alegent Health-Bergan Mercy Health System, is based solely on the report of the other auditors.

We conducted our audits in accordance with auditing standards generally accepted in the United States. Those standards require that we plan and perform the audit to obtain reasonable assurance about whether the financial statements are free of material misstatement. We were not engaged to perform an audit of CHI's internal control over financial reporting. Our audits included consideration of internal control over financial reporting as a basis for designing audit procedures that are appropriate in the circumstances, but not for the purpose of expressing an opinion on the effectiveness of CHI's internal control over financial reporting. Accordingly, we express no such opinion. An audit also includes examining, on a test basis, evidence supporting the amounts and disclosures in the financial statements, assessing the accounting principles used and significant estimates made by management, and evaluating the overall financial statement presentation. We believe that our audits and the report of other auditors provide a reasonable basis for our opinion.

In our opinion, based on our audits and the report of other auditors, the financial statements referred to above present fairly, in all material respects, the consolidated financial position of Catholic Health Initiatives at June 30, 2012 and 2011, and the consolidated results of its operations and its cash flows for the years then ended in conformity with accounting principles generally accepted in the United States.

Ernst & Young LLP

September 18, 2012

Catholic Health Initiatives Consolidated Balance Sheets

	June 30	
	2012	2011
	<i>(In Thousands)</i>	
Assets		
Current assets:		
Cash and equivalents	\$ 403,972	\$ 449,674
Net patient accounts receivable, less allowances of \$687,631 and \$636,815 in 2012 and 2011, respectively	1,353,928	1,090,882
Other accounts receivable	116,607	105,361
Current portion of investments and assets limited as to use	1,901	19,554
Inventories	185,571	163,387
Assets held for sale	474,990	497,545
Prepaid and other	87,179	68,214
Total current assets	<u>2,624,148</u>	<u>2,394,617</u>
Investments and assets limited as to use:		
Internally designated for capital and other funds	4,588,519	4,617,181
Mission and Ministry Fund	110,918	117,832
Capital Resource Pool	320,218	268,690
Held by trustees	228	229
Held for insurance purposes	745,127	739,071
Restricted by donors	171,123	146,569
Total investments and assets limited as to use	<u>5,936,133</u>	<u>5,889,572</u>
Property and equipment, net	5,347,475	4,546,748
Deferred financing costs	28,717	23,699
Investments in unconsolidated organizations	307,918	343,640
Intangible assets and goodwill, net	162,880	55,617
Notes receivable and other	605,113	639,466
Total assets	<u><u>\$ 15,012,384</u></u>	<u><u>\$ 13,893,359</u></u>

Continued on following page

Catholic Health Initiatives
Consolidated Balance Sheets (continued)

	June 30	
	2012	2011
	<i>(In Thousands)</i>	
Liabilities and net assets		
Current liabilities:		
Compensation and benefits	\$ 418,597	\$ 384,095
Third-party liabilities	76,660	62,034
Accounts payable and accrued expenses	718,897	585,750
Liabilities held for sale	103,633	104,611
Variable-rate debt with self liquidity	321,455	163,400
Commercial paper and current portion of debt	643,083	836,201
Total current liabilities	<u>2,282,325</u>	<u>2,136,091</u>
Pension liability	892,820	315,523
Self-insured reserves and claims	513,584	448,940
Other liabilities	236,763	215,231
Long-term debt	3,778,709	3,135,225
Total liabilities	<u>7,704,201</u>	<u>6,251,010</u>
Net assets:		
Net assets attributable to CHI	6,922,466	7,448,161
Net assets attributable to noncontrolling interests	180,863	8,967
Unrestricted	7,103,329	7,457,128
Temporarily restricted	136,821	122,795
Permanently restricted	68,033	62,426
Total net assets	<u>7,308,183</u>	<u>7,642,349</u>
Total liabilities and net assets	<u><u>\$ 15,012,384</u></u>	<u><u>\$ 13,893,359</u></u>

See accompanying notes

Catholic Health Initiatives

Consolidated Statements of Operations

	Year Ended June 30	
	2012	2011
	<i>(In Thousands)</i>	
Revenues:		
Net patient services	\$ 9,223,859	\$ 8,316,852
Nonpatient		
Donations	27,968	23,425
Changes in equity of unconsolidated organizations	22,934	33,835
Investment income used in operations	37,169	30,475
Other	532,341	431,863
Total nonpatient revenues	620,412	519,598
Total operating revenues	9,844,271	8,836,450
Expenses:		
Salaries and wages	3,776,388	3,339,440
Employee benefits	749,055	700,293
Purchased services, medical professional fees, consulting and legal	925,427	750,323
Supplies	1,566,367	1,431,037
Bad debts	709,654	691,218
Utilities	120,205	105,777
Rentals, leases, maintenance and insurance	523,076	462,786
Depreciation and amortization	473,773	434,652
Interest	129,648	117,179
Other	511,125	464,615
Total operating expenses before restructuring, impairment and other losses	9,484,718	8,497,320
Income from operations before restructuring, impairment and other losses	359,553	339,130
Restructuring, impairment and other losses	47,735	20,363
Income from operations	311,818	318,767
Nonoperating gains (losses):		
Investment income, net	19,829	803,554
Loss on defeasance of bonds	(70,555)	–
Realized and unrealized losses on interest rate swaps	(153,411)	(4,870)
Other nonoperating (losses) gains	(12,215)	16,462
Total nonoperating (losses) gains	(216,352)	815,146
Excess of revenues over expenses	\$ 95,466	\$ 1,133,913
Excess of revenues over expenses attributable to noncontrolling interest	\$ 537	\$ 3,298
Excess of revenues over expenses attributable to CHI	\$ 94,929	\$ 1,130,615

Community benefit provided to the poor and broader community and the unpaid cost of Medicare (unaudited) was \$1.1 billion in each of 2012 and 2011 (see Note 2 of the accompanying notes)

Catholic Health Initiatives
Consolidated Statements of Changes in Net Assets
(In Thousands)

	<u>Total</u>			<u>Temporarily Restricted Net Assets</u>	<u>Permanently Restricted Net Assets</u>	<u>Total Net Assets</u>
Balances, June 30, 2010	\$ 5,875,377	\$ 8,204	\$ 5,883,581	\$ 112,207	\$ 53,408	\$ 6,049,196
Excess of revenues over expenses	1,130,615	3,298	1,133,913	—	—	1,133,913
Net loss from discontinued operations	(13,231)	—	(13,231)	—	—	(13,231)
Decrease in pension liability	404,768	—	404,768	—	—	404,768
Temporarily and permanently restricted contributions	—	—	—	44,502	3,803	48,305
Net assets released from restriction for capital	26,270	—	26,270	(26,270)	—	—
Net assets released from restriction for operations	—	—	—	(13,868)	—	(13,868)
Investment income	—	—	—	7,718	1,737	9,455
Other changes in net assets	24,362	(2,535)	21,827	(1,494)	3,478	23,811
Net increase in net assets	<u>1,572,784</u>	<u>763</u>	<u>1,573,547</u>	<u>10,588</u>	<u>9,018</u>	<u>1,593,153</u>
Balances, June 30, 2011	7,448,161	8,967	7,457,128	122,795	62,426	7,642,349
Excess of revenues over expenses	94,929	537	95,466	—	—	95,466
Net loss from discontinued operations	(45,177)	—	(45,177)	—	—	(45,177)
Increase in pension liability	(618,141)	(878)	(619,019)	—	—	(619,019)
Temporarily and permanently restricted contributions	—	—	—	39,117	(122)	38,995
Net assets released from restriction for capital	18,119	—	18,119	(18,119)	—	—
Net assets released from restriction for operations	—	—	—	(19,689)	—	(19,689)
Investment income	232	—	232	1,007	47	1,286
KentuckyOne Health noncontrolling interest	—	181,551	181,551	—	—	181,551
Other changes in net assets	24,343	(9,314)	15,029	11,710	5,682	32,421
Net (decrease) increase in net assets	<u>(525,695)</u>	<u>171,896</u>	<u>(353,799)</u>	<u>14,026</u>	<u>5,607</u>	<u>(334,166)</u>
Balances, June 30, 2012	<u>\$ 6,922,466</u>	<u>\$ 180,863</u>	<u>\$ 7,103,329</u>	<u>\$ 136,821</u>	<u>\$ 68,033</u>	<u>\$ 7,308,183</u>

See accompanying notes

Catholic Health Initiatives

Consolidated Statements of Cash Flows

	Year Ended June 30	
	2012	2011
	<i>(In Thousands)</i>	
Operating activities		
(Decrease) increase in net assets	\$ (334,166)	\$ 1,593,153
Adjustments to reconcile (decrease) increase in net assets to net cash provided by operating activities		
Depreciation and amortization	473,773	434,652
Provision for bad debts	709,654	691,218
Changes in equity of unconsolidated organizations	(22,934)	(33,835)
Net gains on sales of facilities and investments in unconsolidated organizations	(57,383)	(3,540)
Noncash operating expenses related to restructuring, impairment and other losses	16,024	9,644
Loss on defeasance of bonds	70,555	—
Decrease (increase) in fair value of interest rate swaps	121,949	(26,876)
Increase (decrease) in unfunded pension liability	601,990	(404,768)
Net changes in current assets and liabilities		
Net patient and other accounts receivable	(883,703)	(710,994)
Other current assets	(10,992)	(20,318)
Current liabilities	2,771	(40,549)
Noncontrolling equity of acquisition of JHSMH	(181,551)	—
Other changes	(75,749)	21,452
Net cash provided by operating activities before net change in investments and assets limited as to use	430,238	1,509,239
Net decrease (increase) in investments and assets limited as to use	286,773	(729,424)
Net cash provided by operating activities	717,011	779,815
Investing activities		
Purchases of property, equipment and other capital assets	(861,034)	(761,713)
Purchase of CHS, net of cash acquired	—	(35,533)
Purchase of NHH, net of cash acquired	(130,982)	—
Purchase of JHSMH, net of cash acquired	(28,685)	—
Net cash proceeds from asset sales	22,159	4,992
Distributions from investments in unconsolidated organizations	40,214	44,748
Cash from net repayments (issuances) of notes receivable	29,740	(4,635)
Other changes	21,373	6,889
Net cash used in investing activities	(907,215)	(745,252)
Financing activities		
Proceeds from bank loan and issuance of long-term debt	1,126,463	276,598
Net costs associated with issuance of long-term debt	(8,855)	—
Repayment of long-term debt	(973,106)	(355,974)
Net cash provided by (used in) financing activities	144,502	(79,376)
Decrease in cash and equivalents	(45,702)	(44,813)
Cash and equivalents at beginning of year	449,674	494,487
Cash and equivalents at end of year	\$ 403,972	\$ 449,674
Supplemental disclosures of cash flow information		
Cash paid during the year for interest, including amounts capitalized	\$ 151,837	\$ 149,822

See accompanying notes

Catholic Health Initiatives

Notes to Consolidated Financial Statements

June 30, 2012

1. Summary of Significant Accounting Policies

Organization

Catholic Health Initiatives (CHI), established in 1996, is a tax-exempt Colorado corporation and has been granted an exemption from federal income tax under Section 501(c)(3) of the Internal Revenue Code. CHI sponsors market-based organizations (MBOs) and other facilities in 19 states, including 74 acute-care hospitals, of which 21 are designated as critical access hospitals by the Medicare program, two community health service organizations (CHSOs), two accredited nursing colleges, home health agencies, and 40 other sites including long-term care, assisted living and residential facilities. CHI also has an offshore captive insurance company, First Initiatives Insurance, Ltd. (FIIL).

The mission of CHI is to nurture the healing ministry of the Church, bringing it new life, energy and viability in the 21st century. CHI is committed to fidelity to the Gospel, with emphasis on human dignity and social justice in the creation of healthier communities. CHI is sponsored by a lay-religious partnership, calling on other Catholic sponsors and systems to unite to ensure the future of Catholic health care.

Principles of Consolidation

CHI consolidates all direct affiliates in which it has sole corporate membership or ownership (Direct Affiliates) and all entities in which it has greater than 50% equity interest with commensurate control. All significant intercompany accounts and transactions are eliminated in consolidation.

Fair Value of Financial Instruments

Financial instruments consist primarily of cash and equivalents, patient accounts receivable, notes receivable, accounts payable and long-term debt. The carrying amounts reported in the consolidated balance sheets for these items approximate fair value.

Cash and Equivalents

Cash and equivalents include all deposits with banks and investments in interest-bearing securities with maturity dates of 90 days or less from the date of purchase. In addition, cash and equivalents include deposits in short-term funds held by professional managers. The funds generally invest in high-quality, short-term debt securities, including U.S. government securities, securities issued by domestic and foreign banks, such as certificates of deposit and bankers'

Catholic Health Initiatives Notes to Consolidated Financial Statements (continued)

1. Summary of Significant Accounting Policies (continued)

acceptances, repurchase agreements, asset-backed securities, high-grade commercial paper and corporate short-term obligations.

Net Patient Accounts Receivable and Net Patient Services Revenues

Net patient accounts receivable has been adjusted to the estimated amounts expected to be collected. These estimated amounts are subject to further adjustments upon review by third-party payors.

The provision for bad debts is based upon management's assessment of historical and expected net collections, taking into consideration historical business and economic conditions, trends in health care coverage and other collection indicators. Management routinely assesses the adequacy of the allowances for uncollectible accounts based upon historical write-off experience by payor category. The results of these reviews are used to modify, as necessary, the provision for bad debts and to establish appropriate allowances for uncollectible net patient accounts receivable. After satisfaction of amounts due from insurance, CHI follows established guidelines for placing certain patient balances with collection agencies, subject to the terms of certain restrictions on collection efforts as determined by each facility.

CHI records net patient services revenues in the period in which services are performed. CHI has agreements with third-party payors that provide for payments at amounts different from its established rates. The basis for payment under these agreements includes prospectively determined rates, cost reimbursement and negotiated discounts from established rates and per diem payments.

Net patient services revenues are reported at the estimated net realizable amounts from patients, third-party payors and others for services rendered, including estimated retroactive adjustments due to future audits, reviews and investigations, and excluding estimated amounts considered uncollectible. The differences between the estimated and actual adjustments are recorded as part of net patient services revenues in future periods, as the amounts become known, or as years are no longer subject to such audits, reviews and investigations.

Investments and Assets Limited as to Use

Investments and assets limited as to use include assets set aside by CHI for future long-term purposes, including capital improvements and self-insurance. In addition, assets limited as to use include amounts held by trustees under bond indenture agreements, amounts contributed by donors with stipulated restrictions and amounts held for Mission and Ministry programs.

Catholic Health Initiatives
Notes to Consolidated Financial Statements (continued)

1. Summary of Significant Accounting Policies (continued)

CHI has designated its investment portfolio as trading. Accordingly, unrealized gains and losses on marketable securities are reported within excess of revenues over expenses. In addition, cash flows from the purchases and sales of marketable securities are reported as a component of operating activities in the accompanying consolidated statements of cash flows.

Direct investments in equity securities with readily determinable fair values and all direct investments in debt securities have been measured at fair value in the accompanying consolidated balance sheets. Investment income or loss (including realized gains and losses on investments, interest and dividends) is included in excess of revenues over expenses unless the income or loss is restricted by donor or law.

Investments in limited partnerships and limited liability companies are recorded using the equity method of accounting (which approximates fair value as determined by the net asset values of the related unitized interests) with the related changes in value in earnings reported as investment income in the accompanying consolidated financial statements.

Inventories

Inventories, primarily consisting of pharmacy drugs, and medical and surgical supplies, are stated at lower of cost (first-in, first-out method) or market.

Assets and Liabilities Held for Sale

A long-lived asset or disposal group of assets and liabilities that is expected to be sold within one year is classified as held for sale. For long-lived assets held for sale, an impairment charge is recorded if the carrying amount of the asset exceeds its fair value less costs to sell. Such valuations include estimates of fair values generally based upon discounted cash flows and incremental direct costs to transact a sale.

Property and Equipment

Property and equipment are stated at historical cost or, if donated or impaired, at fair value at the date of receipt or impairment. Depreciation is provided over the estimated useful life of each class of depreciable asset and is computed using the straight-line method. For property and equipment under capital lease, amortization is determined over the shorter period of the lease term or the estimated useful life of the property and equipment. Interest cost incurred during the period of construction of major capital projects is capitalized as a component of the cost of acquiring those assets. Capitalized interest of \$14.6 million and \$14.7 million was recorded in 2012 and 2011, respectively.

Catholic Health Initiatives

Notes to Consolidated Financial Statements (continued)

1. Summary of Significant Accounting Policies (continued)

Costs incurred in the development and installation of internal-use software are typically expensed if they are incurred in the preliminary project stage or post-implementation stage, while certain costs are capitalized if incurred during the application development stage. Amounts capitalized are amortized over the useful life of the developed asset following project completion.

Investments in Unconsolidated Organizations

Investments in unconsolidated organizations are accounted for under the cost or equity method of accounting, as appropriate, based on the relative percentage of ownership or degree of influence over that organization. The equity income or loss on these investments is recorded in the consolidated statements of operations as changes in equity of unconsolidated organizations.

Intangible Assets and Goodwill

Intangible assets are amortized over the estimated useful life of each class of amortizable asset using the straight-line method. Amortization expense of \$4.9 million and \$6.1 million was recorded in 2012 and 2011, respectively. Intangible assets increased \$20.8 million in 2012 due to the Nebraska Heart Hospital and Nebraska Heart Institute acquisition discussed in Note 4, *Acquisitions and Divestitures*, and the acquisition of a cardiology practice in Tacoma.

Goodwill is not amortized but is subject to annual impairment tests as well as more frequent reviews whenever circumstances indicate a possible impairment may exist. Impairment testing of goodwill is done at the MBO level by comparing the fair value of the MBO's net assets against the carrying value of the MBO's net assets, including goodwill. The fair value of net assets is calculated based on quantitative analysis of discounted cash flows. The fair value of goodwill is determined by assigning fair values to assets and liabilities and calculating any remaining fair value as the implied fair value of goodwill.

Goodwill increased \$91.2 million due to the Nebraska Heart Hospital and Nebraska Heart Institute acquisition discussed in Note 4, *Acquisitions and Divestitures*, and the acquisition of a cardiology practice in Tacoma.

Catholic Health Initiatives
Notes to Consolidated Financial Statements (continued)

1. Summary of Significant Accounting Policies (continued)

A summary of intangible assets and goodwill is as follows as of June 30 (in thousands):

	2012	2011
Intangible assets	\$ 62,754	\$ 41,930
Less accumulated amortization	(20,298)	(15,525)
	42,456	26,405
Goodwill	120,424	29,212
Total intangible assets and goodwill, net	\$ 162,880	\$ 55,617

Notes Receivable and Other Assets

Other assets consist primarily of notes receivable, pledges receivable, deferred compensation assets, deposits and other long-term assets. Notes receivable include balances from the following related entities: Alegent Health and Alegent Health Immanuel Medical Center (collectively, Alegent), the Nebraska joint operating company (JOC) and non-CHI joint operating agreement (JOA) partner, respectively; and Bethesda Hospital, Inc. (Bethesda), the non-CHI JOA partner in the Cincinnati, Ohio JOA. All of the notes bear interest at rates commensurate with the CHI blended interest cost and require monthly debt service payments.

A summary of notes receivable and other assets is as follows as of June 30 (in thousands):

	2012	2011
Notes receivable from related entities:		
Total notes receivable from related entities	\$ 465,400	\$ 511,091
Reinsurance recoverable on unpaid losses and loss adjustment expense	42,703	39,066
Deferred compensation assets	18,809	21,726
Other long-term assets	78,201	67,583
Total notes receivable and other	\$ 605,113	\$ 639,466

Alegent and Bethesda are Designated Affiliates in the CHI credit group under the Capital Obligation Document (COD). As conditions of joining the CHI credit group, the Designated Affiliates have agreed to certain covenants related to corporate existence, insurance coverage, exempt use of bond-financed facilities, maintenance of certain financial ratios and compliance with limitations on the incurrence of additional debt. Based upon management's review of the creditworthiness of the Designated Affiliates and their compliance with the covenants and limitations, no allowances for uncollectible notes receivable were recorded at June 30, 2012 and 2011.

Catholic Health Initiatives Notes to Consolidated Financial Statements (continued)

1. Summary of Significant Accounting Policies (continued)

Net Assets

Temporarily restricted net assets are those whose use has been limited by donors to a specific time period or purpose. Permanently restricted net assets consist of gifts with corpus values that have been restricted by donors to be maintained in perpetuity, including endowment funds. Temporarily restricted net assets and earnings on permanently restricted net assets, including earnings on endowment funds, are used in accordance with the donor's wishes primarily to purchase equipment, to provide charity care and to provide other health and educational programs and services.

Unconditional promises to receive cash and other assets are reported at fair value at the date the promise is received. Conditional promises and indications of donors' intentions to give are reported at fair value at the date the conditions are met or the gifts are received. All unrestricted contributions are included in the excess of revenue over expenses as donation revenues. Other gifts are reported as either temporarily or permanently restricted if they are received with donor stipulations that limit the use of the donated assets. When a donor restriction expires, that is, when a stipulated time restriction ends or purpose restriction is accomplished, temporarily restricted net assets are reclassified as donations revenue when restricted for operations or as unrestricted net assets when restricted for property and equipment.

Performance Indicator

The performance indicator is the excess of revenues over expenses, which includes all changes in unrestricted net assets other than changes in the pension liability funded status, net assets released from restrictions for property acquisitions, the cumulative effect of changes in accounting principles, discontinued operations, contributions of property and equipment, and other changes not required to be included within the performance indicator under generally accepted accounting principles.

Operating and Nonoperating Activities

CHI's primary mission is to meet the health care needs in its market areas through a broad range of general and specialized health care services, including inpatient acute care, outpatient services, physician services, long-term care and other health care services. Activities directly associated with the furtherance of this purpose are considered to be operating activities. Earnings from fixed-income investments held by FIIL are also classified within operating activities as such earnings support FIIL operations. Other activities that result in gains or losses peripheral to CHI's primary mission are considered to be nonoperating. Nonoperating activities include all other investment earnings; losses from bond defeasance; net interest cost and changes in fair value of interest rate swaps; and the nonoperating component of JOA income share adjustments.

Catholic Health Initiatives

Notes to Consolidated Financial Statements (continued)

1. Summary of Significant Accounting Policies (continued)

Charity Care

As an integral part of its mission, CHI accepts and treats all patients without regard to the ability to pay. Services to patients are classified as charity care in accordance with standards established across all MBOs. Charity care represents services rendered for which partial or no payment is expected, and includes the cost of providing services to persons who cannot afford health care due to inadequate resources and/or who are uninsured or underinsured. The cost of charity care is determined on the basis of an MBO's total cost as a percentage of total charges applied to the charges incurred by patients qualifying for charity care under CHI's policy and is not included in net patient services revenues in the accompanying consolidated statements of operations and changes in net assets. The estimated cost of charity care provided was \$248.7 million and \$235.8 million in 2012 and 2011, respectively, for continuing operations, and \$24.6 million and \$9.2 million in 2012 and 2011, respectively, for discontinued operations.

Other Nonpatient Revenues

Other nonpatient revenues include gains and losses on the sales of assets, the operating portion of revenue-sharing income or expense associated with Direct Affiliates that are part of JOAs, cafeteria sales, rental income, retail pharmacy and durable medical equipment sales, auxiliary and gift shop revenues, and revenues from other miscellaneous sources.

Derivative and Hedging Instruments

CHI uses derivative financial instruments (interest rate swaps) in managing its capital costs. These interest rate swaps are recognized at fair value on the consolidated balance sheets. CHI has not designated its interest rate swaps related to CHI's long-term debt as hedges. The net interest cost and change in the fair value of such interest rate swaps is recognized as a component of nonoperating gains (losses) in the accompanying consolidated statements of operations. It is CHI's policy to net the value of collateral on deposit with counterparties against the fair value of its interest rate swaps in other liabilities on the consolidated balance sheets.

Functional Expenses

CHI provides inpatient, outpatient, ambulatory, long-term care and community-based services to individuals within the various geographic areas supported by its facilities. Support services include administration, finance and accounting, information technology, public relations, human resources, legal, mission services and other functions that are supported centrally for all of CHI. Support services expenses as a percent of total operating expenses were approximately 5.0% and 4.7% in 2012 and 2011, respectively.

Catholic Health Initiatives
Notes to Consolidated Financial Statements (continued)

1. Summary of Significant Accounting Policies (continued)

Restructuring, Impairment and Other Losses

CHI periodically evaluates property, equipment, goodwill and certain other intangible assets to determine whether assets may have been impaired. Management determined there were certain property and equipment impairments in both 2012 and 2011 to the extent that the fair values (estimated based upon discounted cash flows) of those assets were less than the underlying carrying values.

During the years ended June 30, 2012 and 2011, CHI recorded total charges of \$58.7 million and \$25.7 million, respectively, relating to asset impairments and changes in business operations, including reorganization and severance costs. Of this amount, \$47.7 million and \$20.4 million were from continuing operations and reported in the consolidated statements of operations for 2012 and 2011, respectively, and \$11.0 million and \$5.3 million were reported as discontinued operations in the consolidated statements of changes in net assets for 2012 and 2011, respectively.

Income Taxes

CHI is a tax-exempt Colorado corporation and has been granted an exemption from federal income tax under Section 501(c)(3) of the Internal Revenue Code. CHI owns certain taxable subsidiaries and engages in certain activities that are unrelated to its exempt purpose and therefore subject to income tax.

Management reviews its tax positions annually and has determined that there are no material uncertain tax positions that require recognition in the accompanying consolidated financial statements.

Use of Estimates

The preparation of financial statements in conformity with generally accepted accounting principles requires management to make estimates and assumptions that affect the reported amounts of assets, liabilities, revenues and expenses. Actual results could vary from the estimates.

Catholic Health Initiatives Notes to Consolidated Financial Statements (continued)

1. Summary of Significant Accounting Policies (continued)

New Accounting Pronouncements and Adoption of New Accounting Standards

In August 2010, the Financial Accounting Standards Board (FASB) released Accounting Standards Update (ASU) No. 2010-23, *Measuring Charity Care for Disclosure*. ASU 2010-23 requires the disclosure of charity care amounts and requires that cost be used as the measurement basis for charity care. The accounting provisions also specifically require that charity care not be reduced by reimbursement for charity care, and that the amount of reimbursements for charity care be disclosed. CHI adopted the disclosure provisions of ASU 2010-23 during 2012.

In August 2010, the FASB released ASU No. 2010-24, *Presentation of Insurance Claims and Related Insurance Recoveries*. ASU 2010-24 applies to malpractice claims and similar contingent liabilities and requires that such liabilities disregard the effect of any anticipated insurance recoveries in determining the liability amounts. The accounting provisions also provide accounting guidance for recording any insurance recovery receivables. ASU 2010-24 was effective for fiscal years beginning after December 15, 2010, and was adopted by CHI in fiscal year 2012, with no material effect on its overall consolidated results of financial position, operations or cash flows.

In July 2011, the FASB released ASU No. 2011-07, *Presentation and Disclosure of Patient Service Revenue, Provision for Bad Debts, and the Allowance for Doubtful Accounts for Certain Health Entities*. ASU 2011-07 requires health care entities to change the presentation of their statement of operations by reclassifying the provision for bad debts associated with patient services revenues from an operating expense to a deduction from patient services revenues (net of contractual allowances and discounts). Additionally, enhanced disclosures will be required surrounding the entity's policies for recognizing revenue and assessing bad debts. ASU 2011-07 is effective for fiscal years and interim periods within those fiscal years beginning after December 15, 2011. CHI does not believe its adoption of ASU 2011-07 will have a material effect on its overall consolidated results of financial position, operations or cash flows.

Meaningful Use of Certified Electronic Health Record Technology Incentive Payments

The American Recovery and Reinvestment Act of 2009 provides for Medicare and Medicaid incentive payments beginning in 2011 to certain hospitals and professionals that implement and achieve meaningful use of certified electronic health record (EHR) technology in ways that demonstrate improved quality and effectiveness of care. Eligibility for annual Medicare incentive payments is dependent on providers demonstrating meaningful use of EHR technology in each period over a four-year period. An initial Medicaid incentive payment is available to providers that adopt, implement or upgrade certified EHR technology. However, in order to receive additional Medicaid incentive payments in subsequent years, providers must demonstrate continued meaningful use of EHR technology.

Catholic Health Initiatives Notes to Consolidated Financial Statements (continued)

1. Summary of Significant Accounting Policies (continued)

CHI accounts for meaningful use incentive payments under the gain contingency model. Medicare EHR incentive payments are recognized as revenues when eligible providers demonstrate meaningful use of certified EHR technology and the cost report information for the full cost report year that will determine the full calculation of the incentive payment is available. Medicaid EHR incentive payments are recognized as revenues when an eligible provider demonstrates meaningful use of certified EHR technology. For fiscal year 2012, CHI recognized \$11.3 million of Medicare meaningful use revenues and \$20.7 million of Medicaid meaningful use revenues in its consolidated statements of operations.

Reclassifications

Certain reclassifications were made to the 2011 consolidated financial statement presentation to conform to the 2012 presentation.

2. Community Benefit (Unaudited)

In accordance with its mission and philosophy, CHI commits substantial resources to sponsor a broad range of services to both the poor and the broader community. Community benefit provided to the poor includes the cost of providing services to persons who cannot afford health care due to inadequate resources and/or who are uninsured or underinsured. This type of community benefit includes the costs of traditional charity care; unpaid costs of care provided to beneficiaries of Medicaid and other indigent public programs; services such as free clinics and meal programs for which a patient is not billed or for which a nominal fee has been assessed; and cash and in-kind donations of equipment, supplies or staff time volunteered on behalf of the community.

Community benefit provided to the broader community includes the costs of providing services to other populations who may not qualify as poor but may need special services and support. This type of community benefit includes the costs of services such as health promotion and education, health clinics and screenings, all of which are not billed or can be operated only on a deficit basis; unpaid portions of training health professionals such as medical residents, nursing students and students in allied health professions; and the unpaid portions of testing medical equipment and controlled studies of therapeutic protocols.

Catholic Health Initiatives
Notes to Consolidated Financial Statements (continued)

2. Community Benefit (Unaudited) (continued)

A summary of the cost of community benefit provided to both the poor and the broader community is as follows (in thousands):

	2012	2011
Cost of community benefit:		
Cost of charity care provided	\$ 248,667	\$ 235,756
Unpaid cost of public programs, Medicaid and other indigent care programs	280,785	235,326
Nonbilled services	28,514	23,327
Cash and in-kind donations	3,221	2,950
Education and research	49,640	33,165
Other benefit	52,369	61,362
Total cost of community benefit from continuing operations	663,196	591,886
Total cost of community benefit from discontinued operations	51,815	20,260
Total cost of community benefit	715,011	612,146
Unpaid cost of Medicare from continuing operations	368,245	439,316
Unpaid cost of Medicare from discontinued operations	26,226	22,042
Total unpaid cost of Medicare	394,471	461,358
Total cost of community benefit and the unpaid cost of Medicare	<u>\$ 1,109,482</u>	<u>\$ 1,073,504</u>

The summary above has been prepared in accordance with the policy document of the Catholic Health Association of the United States (CHA), *Community Benefit Program – A Revised Resource for Social Accountability*. Community benefit is measured on the basis of total cost, net of any offsetting revenues, donations or other funds used to defray cost.

The total cost of community benefit from continuing and discontinued operations was 7.0% and 6.6% of total expenses before operating expenses related to restructuring, impairment and other losses in 2012 and 2011, respectively. The total cost of community benefit and the unpaid cost of Medicare from continuing and discontinued operations was 10.8% and 11.6% of total expenses before operating expenses related to restructuring, impairment and other losses in 2012 and 2011, respectively.

Catholic Health Initiatives
Notes to Consolidated Financial Statements (continued)

3. Joint Operating Agreements and Investments in Unconsolidated Organizations

Joint Operating Agreements

CHI participates in JOAs with hospital-based organizations in five separate market areas. The agreements generally provide for, among other things, joint management through JOCs of the combined operations of the local facilities included in the JOAs. CHI retains ownership of the assets, liabilities, equity, revenues and expenses of the CHI facilities that participate in the JOAs. The financial statements of the CHI facilities managed under all JOAs are included in the CHI consolidated financial statements. Transfers of assets from facilities owned by the JOA participants generally are restricted under the terms of the agreements.

CHI has a 70% interest in a JOC based in Colorado and has interests of 50% in three other JOCs associated with other JOAs. These interests are included in investments in unconsolidated organizations and totaled \$99 million and \$125 million at June 30, 2012 and 2011, respectively. CHI recognizes its investment in all JOCs under the equity method of accounting. The JOCs provide varying levels of services to the related JOA sponsors, and operating expenses of the JOCs are allocated to each sponsoring organization. The unconsolidated JOCs had total assets of \$688 million and \$721 million at June 30, 2012 and 2011, respectively, and net assets of \$156 million and \$209 million, respectively.

Investments in Unconsolidated Organizations

CHI Kentucky – Effective on January 1, 2012, CHI purchased a controlling interest in Jewish Hospital and St. Mary's Healthcare Inc. and affiliates (JHSMH). CHI contributed its controlling interest, including its 25% joint venture investment in JHSMH, into a newly formed consolidated subsidiary, KentuckyOne Health (see Note 4, *Acquisitions and Divestitures*). As a result of the change in control of its investment in JHSMH, CHI recognized a gain on the remeasurement of its joint venture investment of \$45.0 million reported in other revenue.

CHI's prior 25% joint venture investment in JHSMH was created on November 1, 2005, with CHI contributing substantially all of the net assets of the former MBO in Louisville, Kentucky, with a value of \$7 million, along with \$20 million, paid in quarterly installments through August 2008. The investment in the joint venture was accounted for under the equity method of accounting. It had a book value of \$30 million at June 30, 2011, and was included in investments in unconsolidated organizations. In fiscal year 2011, the joint venture had annual operating revenues of approximately \$1.0 billion, and total assets of \$920 million and net assets of \$335 million as of June 30, 2011. Prior to the contribution of the 25% joint venture investment in January 2012, the joint venture had executed a note to CHI with monthly payments of principal and interest. The note was included in other assets as of June 30, 2011, and had a balance of \$25 million. Subsequent to the contribution of the 25% joint venture investment in JHSMH into KentuckyOne Health, the note is considered an intercompany transaction and eliminated in consolidation.

Catholic Health Initiatives
Notes to Consolidated Financial Statements (continued)

**3. Joint Operating Agreements and Investments in Unconsolidated Organizations
(continued)**

Preferred Professional Insurance Corporation (PPIC) – PPIC is an unconsolidated affiliate of CHI. PPIC provides professional liability insurance and other related services to preferred physician and other health care providers that are associated with its owners. CHI owns a 27% interest in PPIC and accounts for its investment under the equity method of accounting. The book value of the investment was \$50 million and \$49 million at June 30, 2012 and 2011, respectively. PPIC had net assets of \$184 million and \$183 million at December 31, 2011 and 2010, respectively.

Other Entities – The summarized financial positions and results of operations for the other entities accounted for under the equity method as of and for the periods ended June 30, excluding the investments described above, are as follows (in thousands):

	2012					
	Medical Office Buildings	Outpatient and Diagnostic Services	Ambulatory Surgery Centers	Physician Practices	Other Investees	Total
Total assets	\$ 29,557	\$ 141,683	\$ 58,575	\$ 19,997	\$ 258,784	\$ 508,596
Total debt	27,793	12,866	10,627	8,637	18,062	77,985
Net assets	1,160	102,401	42,396	8,462	169,870	324,289
Net patient services revenues	–	159,001	125,121	33,254	228,446	545,822
Total revenues, net	5,845	159,805	125,326	35,685	439,806	766,467
Excess of revenues over expenses	477	26,251	34,367	5,854	26,072	93,021

	2011					
	Medical Office Buildings	Outpatient and Diagnostic Services	Ambulatory Surgery Centers	Physician Practices	Other Investees	Total
Total assets	\$ 28,439	\$ 129,620	\$ 63,130	\$ 21,028	\$ 246,490	\$ 488,707
Total debt	26,315	42,133	13,023	10,664	20,013	112,148
Net assets	1,263	86,316	46,024	8,054	164,528	306,185
Net patient services revenues	–	125,066	116,927	33,991	195,163	471,147
Total revenues, net	5,834	139,594	117,020	37,452	481,395	781,295
Excess of revenues over expenses	679	16,236	31,659	6,142	95,751	150,467

Catholic Health Initiatives
Notes to Consolidated Financial Statements (continued)

4. Acquisitions and Divestitures

Continuing Operations

KentuckyOne Health – Effective on January 1, 2012, CHI acquired an additional 58% interest in JHSMH from Jewish Hospital HealthCare Services, Inc. (JHHS) in exchange for a noncontrolling interest in KentuckyOne Health, a new statewide health care network in the state of Kentucky, through the combination of JHSMH and St. Joseph Health System, a CHI-sponsored MBO. CHI has a controlling interest of approximately 83% in KentuckyOne Health and JHHS has the remaining 17% interest. The fair value of the noncontrolling interest of \$181.6 million was determined using valuation techniques including discounted cash flows.

Upon the change in control, the fair value of the assets and liabilities of JHSMH were allocated as follows (in thousands):

Patient receivables	\$ 116,733
Other receivables	6,307
Current portion of assets limited as to use	5,567
Inventory	15,772
Prepaid and other current assets	11,672
Cash, investments and assets limited as to use	275,764
Property and equipment	451,662
Deferred financing costs	3,945
Investments in unconsolidated organizations	5,290
Other assets	8,095
Accrued compensation and benefits	(33,683)
Third-party liabilities	(1,691)
Accounts payable and accrued expenses	(107,903)
Current portion of long-term debt	(7,518)
Other liabilities	(87,459)
Long-term debt	(404,050)
Net assets acquired	<u>\$ 258,503</u>

CHI began consolidating the results of JHSMH's operations effective January 1, 2012. The acquisition of JHSMH added \$477.1 million of operating revenues and \$62.2 million of deficit of revenues over expenses to the CHI consolidated results of operations from January 1 to June 30, 2012. On an unaudited pro forma basis, had CHI owned JHSMH at the beginning of each fiscal year, JHSMH would have reported \$959.9 million and \$991.4 million of operating revenues in 2012 and 2011, respectively, \$84.2 million of deficiency of revenues over expenses in 2012, and \$32.1 million of excess of revenues over expenses in 2011. However, the unaudited pro forma

Catholic Health Initiatives
Notes to Consolidated Financial Statements (continued)

4. Acquisitions and Divestitures (continued)

information is not necessarily indicative of the historical results that would have been obtained had the transaction actually occurred on those dates, nor of future results.

Nebraska Heart Hospital and Nebraska Heart Institute – Effective on August 1, 2011, CHI acquired Nebraska Heart Hospital and Nebraska Heart Institute. The acquisition allowed CHI to expand cardiac, thoracic and vascular care across the state of Nebraska. The gross purchase price of \$131.1 million cash consideration was allocated as follows (in thousands):

Cash	\$ 146
Patient receivables	8,080
Other receivables	1,735
Inventory	1,302
Prepaid and other assets	1,777
Property and equipment	45,150
Intangible assets	10,123
Goodwill	69,786
Accrued compensation and benefits	(3,063)
Accounts payable and accrued expenses	(3,354)
Other liabilities	(555)
Purchase price	<u>\$ 131,127</u>

Nebraska Heart Hospital and Nebraska Heart Institute added \$81.2 million of operating revenues and \$5.7 million of excess of revenues over expenses to the CHI consolidated results of operations from August 1, 2011 to June 30, 2012. On an unaudited pro forma basis, had CHI owned Nebraska Heart Hospital and Nebraska Heart Institute at the beginning of each fiscal year, they would have reported \$90.2 million and \$95.1 million of operating revenues in 2012 and 2011, respectively, and \$6.3 million and \$14.7 million of excess of revenues over expenses in 2012 and 2011, respectively. However, the unaudited pro forma information is not necessarily indicative of the historical results that would have been obtained had the transaction actually occurred on those dates, nor of future results.

Consolidated Health Services (CHS) – Effective on October 1, 2010, CHI acquired CHS, headquartered near Cincinnati, Ohio, from Bethesda, Inc., an Ohio nonprofit corporation. CHS is a home health care service provider operating in 30 locations in Indiana, Kentucky and Ohio. The gross purchase price of the acquisition was \$43.3 million (\$35.5 million, net of cash acquired), which was allocated as follows (in thousands):

Catholic Health Initiatives
Notes to Consolidated Financial Statements (continued)

4. Acquisitions and Divestitures (continued)

Cash	\$ 7,814
Patient receivables	6,534
Current deferred tax asset	2,077
Property and equipment	3,260
Investment in unconsolidated organizations	17,900
Intangibles	12,064
Deferred tax asset	1,503
Goodwill	6,479
Other assets	5,960
Other liabilities	(13,210)
Deferred tax liability	(7,034)
Purchase price	<u>\$ 43,347</u>

Consolidated Health Services contributed \$60.3 million of operating revenues and \$2.9 million of excess of revenues over expenses to the CHI consolidated results of operations for fiscal year 2012, and \$47.8 million of operating revenues and \$2.5 million of excess of revenues over expenses to the CHI consolidated results of operations for fiscal year 2011.

Discontinued Operations

CHI has committed to a plan to sell the MBOs in Denville, New Jersey; Towson, Maryland; and Pierre, South Dakota. Effective in March 2012, CHI entered into exclusive negotiations with the intent of signing a non-binding Letter of Intent to transfer ownership of the Denville MBO to Ascension Health Care Network, Inc., an affiliate of Ascension Health; the Towson MBO to the University of Maryland Medical Systems; and the Pierre MBO to Avera Health. All the transactions are subject to governmental and Church approvals. It is anticipated that a definitive asset purchase agreement for the sale of the Denville MBO will be finalized and have a closing date prior to January 1, 2013. The asset purchase agreement for the sale of the Towson MBO is being negotiated with an expected closing date of November 1, 2012. No final agreement has been reached for the sale of the Pierre MBO as discussions are ongoing with Avera Health. In accordance with Accounting Standards Codification (ASC) 205-20, *Discontinued Operations*, and ASC 360-10, *Impairment and Disposal of Long-Lived Assets*, the results of operations associated with these MBOs have been reported as discontinued operations and are included in the consolidated statements of changes in net assets. Assets held for sale consist primarily of cash and investments, net patient accounts receivable, net property and other long-term assets. Liabilities held for sale consist of accounts payable and accrued compensation and benefits.

Catholic Health Initiatives
Notes to Consolidated Financial Statements (continued)

4. Acquisitions and Divestitures (continued)

Related to the MBOs held for sale, CHI recorded a deficiency of revenues over expenses of \$45.2 million and \$13.2 million for the years ended June 30, 2012 and 2011, respectively, which is reported as discontinued operations in the accompanying consolidated statements of changes in net assets. Total operating revenues and deficiency of revenues over expenses included in the results of discontinued operations for the years ended June 30 are summarized below (in thousands):

	<u>2012</u>	<u>2011</u>
Total operating revenues	\$ 714,405	\$ 727,886
Total operating expenses	(748,388)	(753,466)
Restructuring and other losses	(10,987)	(5,293)
Nonoperating (losses) gains	(207)	17,642
Deficiency of revenues over expenses	<u>\$ (45,177)</u>	<u>\$ (13,231)</u>

The consolidated statements of cash flows include the use of \$45.4 million and \$12.8 million of operating, investing and financing activities related to discontinued operations for the years ended June 30, 2012 and 2011, respectively.

Dayton Heart and Vascular Hospital – Effective on July 28, 2011, the Dayton Heart and Vascular Hospital was sold for \$16.0 million. No gain or loss was recorded as a result of the sale. The property was classified as an asset held for sale on the consolidated balance sheet as of June 30, 2011.

5. Net Patient Services Revenues

Net patient services revenues are derived from services provided to patients who are either directly responsible for payment or are covered by various insurance or managed care programs. CHI receives payments from the federal government on behalf of patients covered by the Medicare program, from state governments for Medicaid and other state-sponsored programs, from certain private insurance companies and managed care programs and from patients themselves. A summary of payment arrangements with major third-party payors follows:

Medicare – Inpatient acute care and certain outpatient services rendered to Medicare program beneficiaries are paid at prospectively determined rates per discharge or procedure. These rates vary according to patient classification systems based on clinical, diagnostic and other factors. Certain CHI facilities have been designated as critical access hospitals and, accordingly, are reimbursed their cost of providing services to Medicare beneficiaries. Professional services rendered by physicians are paid based on the Medicare allowable fee schedule.

Catholic Health Initiatives
Notes to Consolidated Financial Statements (continued)

5. Net Patient Services Revenues (continued)

Medicaid – Inpatient services rendered to Medicaid program beneficiaries are primarily paid under the traditional Medicaid plan at prospectively determined rates per discharge. Certain outpatient services are reimbursed based on a cost reimbursement methodology, fee schedules or discounts from established charges.

Other – CHI has also entered into payment agreements with certain managed care and commercial insurance carriers, health maintenance organizations and preferred provider organizations. The basis for payment to CHI under these agreements includes prospectively determined rates per discharge, discounts from established charges and prospectively determined daily rates.

CHI's Medicare, Medicaid and other payor utilization percentages, based upon net patient services revenues, are summarized as follows:

	2012	2011
Medicare	31%	30%
Medicaid	7	8
Managed care	39	39
Self-pay	8	8
Commercial and other	15	15
	100%	100%

Laws and regulations governing the Medicare and Medicaid programs are extremely complex and subject to interpretation. As a result, there is at least a reasonable possibility that recorded estimates will change by a material amount in the near term. Estimated settlements related to Medicare and Medicaid of \$57 million and \$44 million at June 30, 2012 and 2011, respectively, are included in third-party liabilities. Net patient services revenues from continuing operations increased by \$20.5 million in 2012 and \$32.1 million in 2011 due to favorable changes in estimates related to prior-year settlements. Also during 2012, CHI prevailed on the appeal of two cost report settlements from the Centers for Medicare and Medicaid Services (CMS) related to the calculation used by CMS for the rural floor wage index and for the disallowance of insurance premiums paid to FILL. The settlement amounts are included in the 2012 net patient services revenues from continuing operations, and totaled \$76.7 million for the rural floor wage index and \$19.8 million for the insurance premiums. The appeals spanned years from 1997 through 2011.

Catholic Health Initiatives
Notes to Consolidated Financial Statements (continued)

6. Investments and Assets Limited as to Use

CHI's investments and assets limited as to use as of June 30 are reported in the accompanying consolidated balance sheets as presented in the following table (in thousands):

	<u>2012</u>	<u>2011</u>
Cash and equivalents	\$ 155,418	\$ 141,283
CHI Investment Program	4,827,922	4,891,140
Marketable equity securities	315,064	308,846
Marketable fixed-income securities	477,440	416,484
Hedge funds and other investments	162,190	151,373
	<u>5,938,034</u>	<u>5,909,126</u>
Less current portion	<u>(1,901)</u>	<u>(19,554)</u>
	<u>\$ 5,936,133</u>	<u>\$ 5,889,572</u>

Net unrealized gains at June 30, 2012 and 2011, were \$144.0 million and \$298.0 million, respectively.

CHI attempts to reduce its market risk by diversifying its investment portfolio using cash equivalents, fixed-income securities, marketable equity securities and alternative investments. Most of the U.S. Treasury, money market funds and corporate debt obligations as well as exchange-traded marketable securities held by CHI and the CHI Investment Program (the Program) have an actively traded market. However, CHI also invests in commercial paper, mortgage-backed or other asset-backed securities, alternative investments (such as hedge funds, private equity investments, real estate funds, funds of funds, etc.), collateralized debt obligations, municipal securities and other investments that have potential complexities in valuation based upon the current conditions in the credit markets. For some of these instruments, evidence supporting the determination of fair value may not come from trading in active primary or secondary markets. Because these investments may not be readily marketable, the estimated value is subject to uncertainty and, therefore, may differ from the value that would have been used had an active market for such investments existed. Such differences could be material. However, management reviews the CHI investment portfolio on a regular basis and seeks guidance from its professional portfolio managers related to U.S. and global market conditions to determine the fair value of its investments. CHI believes the carrying amount of these financial instruments in the consolidated financial statements is a reasonable estimate of fair value. Additionally, CHI assesses the risk of impairment related to securities held in its investment portfolio on a regular basis and noted no impairment during the years ended June 30, 2012 and 2011.

Catholic Health Initiatives
Notes to Consolidated Financial Statements (continued)

6. Investments and Assets Limited as to Use (continued)

Substantially all CHI long-term investments are held in the Program. The Program is structured under a Limited Partnership Agreement with CHI as managing general partner and numerous limited partners, most sponsored by CHI. The partnership provides a vehicle whereby virtually all entities associated with CHI, as well as certain other unrelated entities, can seek to optimize investment returns while managing investment risk. Entities participating in the Program that are not consolidated in the accompanying financial statements have the ability to direct their invested amounts and liquidate and/or withdraw their interest without penalty as soon as practicable based on market conditions but within 180 days of notification. The Limited Partnership Agreement permits a majority vote of the noncontrolled limited partners to terminate the partnership. Accordingly, CHI recognizes only the portion of Program assets attributable to CHI and its sponsored affiliates. Program assets attributable to CHI and its direct affiliates represented 86% of total Program assets at June 30, 2012 and 2011.

The Program asset allocation at June 30 is as follows:

	2012	2011
Marketable equity securities	44%	45%
Marketable fixed-income securities	35	34
Alternative investments	19	19
Cash and equivalents	2	2
	100%	100%

The CHI Investment Committee (the Investment Committee) of the Board of Stewardship Trustees is responsible for determining asset allocations among fixed-income, equity and alternative investments. At least annually, the Investment Committee reviews targeted allocations and, if necessary, makes adjustments to targeted asset allocations. Given the diversity of the underlying securities in which the Program invests, management does not believe there is a significant concentration of credit risk.

Catholic Health Initiatives
Notes to Consolidated Financial Statements (continued)

6. Investments and Assets Limited as to Use (continued)

Investment income is comprised of the following for the years ended June 30 (in thousands):

	2012	2011
Dividend and interest income	\$ 123,432	\$ 116,710
Net realized gains	86,566	268,526
Net unrealized (losses) gains	(153,000)	448,793
Total investment income from continuing operations	<u>\$ 56,998</u>	<u>\$ 834,029</u>
Included in other nonpatient revenue	\$ 37,169	\$ 30,475
Included in nonoperating gains	19,829	803,554
Total investment income from continuing operations	<u>56,998</u>	<u>834,029</u>
Total investment (loss) income from discontinued operations	(207)	17,642
Total investment income	<u><u>\$ 56,791</u></u>	<u><u>\$ 851,671</u></u>

Direct expenses of the Program are less than 0.4% of total assets. Fees paid to the alternative investment managers are not included in the total expense calculation as they are not a direct expense of the Program.

7. Fair Value of Assets and Liabilities

Fair value is the price that would be received to sell an asset or paid to transfer a liability in an orderly transaction between market participants at the measurement date. FASB ASC 820, *Fair Value Measurements and Disclosures*, establishes a fair value hierarchy that prioritizes the inputs used to measure fair value. The hierarchy gives the highest priority to unadjusted quoted prices in active markets for identical assets or liabilities (Level 1 measurement) and the lowest priority to unobservable inputs (Level 3 measurement).

The three levels of the fair value hierarchy and a description of the valuation methodologies used for instruments measured at fair value are as follows:

Level 1 – Valuation is based upon quoted prices (unadjusted) for identical assets or liabilities in active markets.

Level 2 – Valuation is based upon quoted prices for similar assets and liabilities in active markets or other inputs that are observable for the asset or liability, either directly or indirectly, for substantially the full term of the financial asset or liability.

Catholic Health Initiatives
Notes to Consolidated Financial Statements (continued)

7. Fair Value of Assets and Liabilities (continued)

Level 3 – Valuation is based upon other unobservable inputs that are significant to the fair value measurement.

Certain of CHI's alternative investments are made through limited liability companies (LLCs) and limited liability partnerships (LLPs). These LLCs and LLPs provide CHI with a proportionate share of the investment gains (losses). CHI accounts for its ownership in the LLCs and LLPs under the equity method. CHI also accounts for its ownership in the Partnership under the equity method. As such, these investments are excluded from the scope of ASC 820.

Financial assets and liabilities measured at fair value on a recurring basis were determined using the following inputs at June 30 (in thousands):

		2012			
		Fair Value Measurements at Reporting Date Using			
		(Level 1)	(Level 2)	(Level 3)	
		Quoted Prices	Other	Unobservable	
		in Active	Observable	Inputs	
		Markets	Inputs		
Assets					
Assets limited as to use:					
Cash and short-term investments	\$ 155,418	\$ 108,448	\$ 46,970	\$	–
Marketable equity securities	315,064	315,064	–		–
Marketable fixed-income securities	477,440	900	476,540		–
Other investments	1,953	–	–		1,953
Deferred compensation assets:					
Cash and short-term investments	10,852	10,852	–		–
	\$ 960,727	\$ 435,264	\$ 523,510	\$	1,953
Liabilities					
Interest rate swaps	\$ 238,549	\$ –	\$ 238,549	\$	–
Deferred compensation liability	10,852	10,852	–		–
	\$ 249,401	\$ 10,852	\$ 238,549	\$	–

Catholic Health Initiatives
Notes to Consolidated Financial Statements (continued)

7. Fair Value of Assets and Liabilities (continued)

		2011			
		Fair Value Measurements at Reporting Date Using			
		(Level 1)	(Level 2)	(Level 3)	
		Quoted Prices	Other	Unobservable	
		in Active	Observable	Inputs	
		Markets	Inputs		
		Fair Value			
		as of			
		June 30			
Assets					
Assets limited as to use:					
Cash and short-term investments	\$	141,283	\$	133,011	\$ 8,272 \$ —
Marketable equity securities		308,846		308,846	— —
Marketable fixed-income securities		416,484		79,903	336,581 —
Other investments		2,255		—	— 2,255
Deferred compensation assets:					
Cash and short-term investments		12,761		12,761	— —
	\$	881,629	\$	534,521	\$ 344,853 \$ 2,255
Liabilities					
Interest rate swaps	\$	116,601	\$	—	\$ 116,601 \$ —
Deferred compensation liability		12,761		12,761	— —
	\$	129,362	\$	12,761	\$ 116,601 \$ —

The fair values of the instruments included in Level 1 were determined through quoted market prices. Level 1 instruments include money market funds, mutual funds and marketable debt and equity securities. The fair values of Level 2 instruments were determined through evaluated bid prices based on recent trading activity and other relevant information, including market interest rate curves and referenced credit spreads; estimated prepayment rates, where applicable, are used for valuation purposes and are provided by third-party services where quoted market values are not available. Level 2 instruments include corporate fixed-income securities, government bonds, mortgage and asset-backed securities, and interest rate swaps. The fair values of Level 3 securities are determined primarily through information obtained from the relevant counterparties for such investments. Information on which these securities' fair values are based is generally not readily available in the market.

Catholic Health Initiatives
Notes to Consolidated Financial Statements (continued)

8. Property and Equipment

A summary of property and equipment is as follows as of June 30 (in thousands):

	<u>2012</u>	<u>2011</u>
Land and improvements	\$ 393,367	\$ 327,766
Buildings and improvements	5,098,617	4,630,792
Equipment	3,814,458	3,491,942
	<u>9,306,442</u>	<u>8,450,500</u>
Less accumulated depreciation	(4,594,277)	(4,267,741)
	<u>4,712,165</u>	<u>4,182,759</u>
Construction in progress	635,310	363,989
	<u><u>\$ 5,347,475</u></u>	<u><u>\$ 4,546,748</u></u>

CHI evaluates whether events and circumstances have occurred that indicate the remaining useful life of property, equipment and certain other intangible assets may not be recoverable. Management determined there were impairment issues in both 2012 and 2011, to the extent that the undiscounted cash flows estimated to be generated by certain assets were less than the underlying carrying value. CHI recorded \$16.0 million and \$7.8 million in impairment losses in continuing operations for 2012 and 2011, respectively, resulting from charges related to estimated fair value deficiencies (based upon projected discounted cash flows) at various MBOs. Impairment charges of \$1.1 million related to assets held for sale were included in discontinued operations in the consolidated statement of changes in net assets for 2011.

Catholic Health Initiatives
Notes to Consolidated Financial Statements (continued)

9. Debt Obligations

The following is a summary of debt obligations as of June 30 (in thousands):

	Interest Rates at June 30, 2012	2012	2011
Variable-rate Bonds:			
Series 1997B, maturing through 2022	0.28%	\$ 18,900	\$ 24,400
Series 2000B, maturing through 2028	0.18%	27,300	81,800
Series 2002B, maturing 2032	0.17–0.18%	103,300	106,100
Series 2004B, maturing through 2044	0.17–0.23%	180,700	290,900
Series 2004C, maturing through 2044	0.15–0.17%	163,300	163,400
Series 2008A, maturing through 2036	0.17%	120,260	120,260
Series 2008C, maturing through 2041	0.16%	50,000	–
Series 2011B, maturing through 2046	0.18%	158,155	–
Series 2011C, maturing through 2046	0.16%	125,000	–
Fixed-rate Bonds:			
Series 1989A		–	3,390
Series 1995C		–	10,145
Series 1997A		–	12,950
Series 2000A		–	39,600
Series 2002A, maturing 2017	5.50%	4,140	4,845
Series 2004A, maturing through 2034	4.75–5.00%	146,605	146,605
Series 2006A, maturing through 2041	4.00–5.00%	384,135	384,135
Series 2006C, maturing through 2041	3.85–5.10%	250,000	250,000
Series 2008C, maturing through 2041	4.00–5.00%	105,000	215,000
Series 2008D, maturing through 2038	5.00–6.38%	473,950	473,950
Series 2009A, maturing through 2039	3.00–5.50%	772,110	794,345
Series 2009B, maturing through 2039	5.00%	260,995	260,995
Series 2011A, maturing through 2041	2.00–5.25%	526,090	–
Series 2012A, maturing through 2035	3.00–5.00%	271,260	–
Commercial Paper		475,625	617,400
Unamortized debt issuance premium		58,832	21,427
Unamortized debt issuance discount		(9,801)	(9,203)
Total CHI debt issued under the COD		4,665,856	4,012,444
Capital leases and other debt		77,391	122,382
		4,743,247	4,134,826
Less: Amounts classified as current			
Variable-rate debt with self-liquidity		(321,455)	(163,400)
Commercial paper and current portion of debt		(643,083)	(836,201)
Long-term debt		\$ 3,778,709	\$ 3,135,225

Catholic Health Initiatives
Notes to Consolidated Financial Statements (continued)

9. Debt Obligations (continued)

The fair value of debt obligations was approximately \$5.0 billion at June 30, 2012. Management has determined the carrying values of the variable-rate bonds are representative of fair values as of June 30, 2012, as the interest rates are set by the market participants. The fair value of the fixed-rate tax-exempt bond obligations as of June 30, 2012, is determined by applying credit spreads for similar tax-exempt obligations in the marketplace, which are then used to calculate a price/yield for the outstanding obligations.

A summary of scheduled principal payments, based upon stated maturities, on long-term debt for the next five years is as follows (in thousands):

	Amounts Due
Year Ending June 30:	
2013	\$ 639,763
2014	174,229
2015	168,793
2016	183,205
2017	72,071

CHI issues the majority of its debt under the COD and is the sole obligor. Bondholder security resides both in the unsecured promise by CHI to pay its obligations and in its control of its Direct and Designated Affiliates. Covenants include a minimum CHI debt service coverage ratio and certain limitations on secured debt. The Direct Affiliates of CHI, defined as Participants under the COD, have agreed to certain covenants related to corporate existence, maintenance of insurance and exempt use of bond-financed facilities.

In November 2011, CHI issued \$809.2 million of fixed-rate, variable-rate and Windows variable-rate bonds (Windows) in the states of Colorado, Kentucky and Washington. Proceeds were used to refund \$223.5 million of existing debt and to redeem \$116.8 million of commercial paper outstanding. Concurrent with the issuance of these bonds, CHI converted \$50.0 million of Ohio Series 2008C-2 bonds to bear interest at weekly rates. Also, during November 2011, CHI redeemed \$55.8 million of existing debt. These redemptions resulted in a loss on extinguishment of \$0.7 million.

In connection with the acquisition of JHSMH in January 2012, CHI acquired \$342.0 million of JHSMH 2008 series bonds and \$43.0 million of JHSMH 1996 series bonds. In January 2012, the 1996 bonds were legally defeased, which resulted in a loss on defeasance of \$0.5 million. In April 2012, CHI issued \$271.3 million of par value bonds in the state of Kentucky. Debt proceeds of \$299.7 million and cash of \$114.3 million were used to refund \$322.9 million and

Catholic Health Initiatives
Notes to Consolidated Financial Statements (continued)

9. Debt Obligations (continued)

legally defease \$88.4 million of the 2008 bonds. The transaction resulted in a loss on extinguishment of \$69.4 million.

CHI has two types of external liquidity facilities: those that are dedicated to specific series of variable-rate demand bonds (VRDBs) and those that are not dedicated to a particular series of VRDBs but may be used to support CHI's obligations to fund tenders of VRDBs and pay the maturing principal of commercial paper. Liquidity facilities that are dedicated to specific series of bonds were \$625.5 million and \$623.5 million at June 30, 2012 and 2011, respectively, of which \$9.4 million and \$18.8 million, respectively are classified as current debt. The remaining \$616.1 million and \$604.7 million at June 30, 2012 and 2011, respectively, are reported as long term debt due to the repayment terms on any associated drawings extending beyond the subsequent fiscal year under the terms of the specific agreements.

Liquidity facilities not dedicated for specific series of VRDBs but used to support CHI's obligations to fund tenders and to pay maturing principal of commercial paper were \$435.0 million and \$565.0 million at June 30, 2012 and 2011, respectively. At June 30, 2012 and 2011, respectively, \$475.6 million and \$617.4 million of commercial paper were classified as current due to maturities of less than one year, and \$321.5 million of VRDBs and Windows, and \$163.4 million of VRDBs, respectively, were classified as current due to the holder's ability to put such VRDBs and Windows back to CHI without liquidity facilities dedicated to these bonds.

At June 30, 2012, CHI had a \$60.0 million credit facility with Wells Fargo Bank. Letters of credit totaling \$58.6 million have been issued for the benefit of third parties, principally in support of the self-insurance programs administered by FIIL. At June 30, 2012 and 2011, no amounts were outstanding under this credit facility.

CHI is a party to seven floating-to-fixed interest rate swap agreements with notional amounts totaling \$931.8 million and \$942.8 million at June 30, 2012 and 2011, respectively. Generally, it is CHI policy that all counterparties have an AA rating or better. The swap agreements require CHI to provide collateral if CHI's liability, determined on a mark-to-market basis, exceeds a specified threshold that varies based upon the rating on the corporation's long-term indebtedness. These fixed-payor swap agreements convert CHI's variable-rate debt to fixed-rate. The seven swaps have varying maturity dates ranging from May 2025 to December 2036. The fair value of the swaps is estimated based on the present value sum of anticipated future net cash settlements until the swaps' maturities. At June 30, 2012 and 2011, the fair value was \$238.5 million and \$116.6 million, respectively. Cash collateral balances of \$140.7 million and \$47.0 million at June 30, 2012 and 2011, respectively, are netted against the fair value of the swaps, and the net amount is reflected in other liabilities. The change in the fair value of these agreements was a net loss of \$121.9 million in 2012 and a net gain of \$26.9 million in 2011.

Catholic Health Initiatives
Notes to Consolidated Financial Statements (continued)

10. Retirement Plans

CHI and its direct affiliates maintain noncontributory, defined benefit retirement plans (Plans) covering substantially all employees. Benefits in the Plans are based on compensation, retirement age and years of service. Vesting occurs over a five-year period. Substantially all of the Plans are qualified as church plans and are exempt from certain provisions of both the Employee Retirement Income Security Act and Pension Benefit Guaranty Corporation premiums and coverage. Funding requirements are determined through consultation with independent actuaries.

CHI recognizes the funded status (that is, the difference between the fair value of plan assets and the projected benefit obligations) of its Plans in the consolidated balance sheets, with a corresponding adjustment to net assets. Actuarial gains and losses that arise and are not recognized as net periodic pension cost in the same periods are recognized as a component of net assets.

In connection with the acquisition of JHSMH in January 2012, CHI acquired the pension liabilities of JHSMH, herein referred to as the JHSMH plan.

Catholic Health Initiatives
Notes to Consolidated Financial Statements (continued)

10. Retirement Plans (continued)

A summary of the changes in the benefit obligation, fair value of plan assets and funded status of the Plans at the June 30 measurement dates is as follows (in thousands):

	2012	2011
Change in benefit obligation:		
Benefit obligation, beginning of year	\$ 2,767,988	\$ 2,648,696
Service cost	169,477	167,444
Interest cost	153,204	143,536
Actuarial loss (gain)	446,352	(80,030)
JHSMH plan	183,733	—
Settlements	(8,495)	—
Benefits paid	(110,851)	(111,340)
Expenses paid	(177)	(318)
Benefit obligation, end of year	<u>3,601,231</u>	<u>2,767,988</u>
Change in the Plans' assets:		
Fair value of the Plans' assets, beginning of year	2,452,465	1,917,500
Actual return on the Plans' assets, net of expenses	45,002	454,343
Employer contributions	194,279	192,280
JHSMH plan	136,188	—
Settlements	(8,495)	—
Benefits paid	(110,851)	(111,340)
Expenses paid	(177)	(318)
Fair value of the Plans' assets, end of year	<u>2,708,411</u>	<u>2,452,465</u>
Funded status of the Plans	<u>\$ (892,820)</u>	<u>\$ (315,523)</u>
End-of-year values:		
Projected benefit obligation	\$ 3,601,231	\$ 2,767,988
Accumulated benefit obligation	3,428,819	2,598,491

Included in net assets at June 30, 2012, are the following amounts that have not yet been recognized in net periodic pension cost: unrecognized prior service cost of \$0.9 million and unrecognized actuarial losses of \$1.2 billion. The prior service cost and actuarial loss included in net assets and expected to be recognized in net periodic pension cost during the fiscal year ending June 30, 2013, are \$0.2 million and \$92.5 million, respectively.

Catholic Health Initiatives
Notes to Consolidated Financial Statements (continued)

10. Retirement Plans (continued)

The components of net periodic pension expense are as follows (in thousands):

	2012	2011
Components of net periodic pension expense:		
Service cost	\$ 169,477	\$ 167,444
Interest cost	153,204	143,536
Expected return on the Plans' assets	(198,093)	(183,365)
Amortization of prior service benefit	187	893
Actuarial losses	39,029	47,550
	\$ 163,804	\$ 176,058
Weighted-average assumptions:		
Discount rate, beginning of year	5.39%	5.24%
Discount rate, end of year	4.06	5.39
Expected return on the Plans' assets	7.75	8.00
Rate of compensation increase	3.75	4.25

The assumption for the expected return on the Plans' assets is based on historical returns and adherence to the asset allocations set forth in the Plans' investment policies. The expected return on the Plans' assets for determining pension cost was 7.75% in 2012 and 8.00% in 2011. The decrease in the discount rate to 4.06% at June 30, 2012 increased the pension benefit obligation by approximately \$420.3 million.

A summary of the Plans' asset allocation targets, ranges by asset class and allocations by asset class at the measurement dates of June 30 is as follows:

	2012	2011	Target	Range
Fixed-income securities	29.8%	26.1%	27.5%	17.5–37.5%
Equity securities	51.2	53.7	52.5	42.5–62.5
Alternative investments	19.0	20.2	20.0	10.0–30.0

The Plans' assets are invested in a portfolio designed to preserve principal and obtain competitive investment returns and long-term investment growth, consistent with actuarial assumptions, while minimizing unnecessary investment risk. Diversification is achieved by allocating assets to various asset classes and investment styles and by retaining multiple investment managers with complementary philosophies, styles and approaches. Although the objective of the Plans is to maintain asset allocations close to target, temporary periods may exist where allocations are outside of the expected range due to market conditions. The use of leverage is prohibited except as specifically directed in the alternative investment allocation. The portfolio is managed on a basis consistent with the CHI social responsibility guidelines.

Catholic Health Initiatives
Notes to Consolidated Financial Statements (continued)

10. Retirement Plans (continued)

The Plans' assets measured at fair value on a recurring basis were determined using the following inputs at June 30 (in thousands):

2012				
Fair Value Measurements at Reporting Date Using				
	(Level 1)	(Level 2)	(Level 3)	
Fair Value as of June 30	Quoted Prices in Active Markets	Other Observable Inputs	Unobservable Inputs	
Cash and short-term investments	\$ 128,098	\$ 117,585	\$ 10,513	\$ —
Marketable equity securities	1,318,456	1,318,456	—	—
Marketable fixed-income securities	756,137	230,647	525,490	—
Alternative investments	505,720	—	—	505,720
	<u>\$ 2,708,411</u>	<u>\$ 1,666,688</u>	<u>\$ 536,003</u>	<u>\$ 505,720</u>

2011				
Fair Value Measurements at Reporting Date Using				
	(Level 1)	(Level 2)	(Level 3)	
Fair Value as of June 30	Quoted Prices in Active Markets	Other Observable Inputs	Unobservable Inputs	
Cash and short-term investments	\$ 133,920	\$ 80,363	\$ 53,557	\$ —
Marketable equity securities	1,276,810	1,276,810	—	—
Marketable fixed-income securities	547,052	122,806	424,246	—
Alternative investments	494,683	—	—	494,683
	<u>\$ 2,452,465</u>	<u>\$ 1,479,979</u>	<u>\$ 477,803</u>	<u>\$ 494,683</u>

Catholic Health Initiatives
Notes to Consolidated Financial Statements (continued)

10. Retirement Plans (continued)

A summary of the changes in the fair value of the Plans' investments for which Level 3 inputs were used at the June 30 measurement dates is as follows (in thousands):

	<u>2012</u>	<u>2011</u>
Beginning investments at fair value	\$ 494,683	\$ 415,079
Purchases of investments	24,306	41,499
Proceeds from sale of investments	(32,860)	(23,322)
Net change in unrealized appreciation on investments and effect of foreign currency translation	2,426	43,066
Net realized gains on investments	17,346	18,369
Net transfers out of Level 3	(181)	(8)
Ending investments at fair value	<u>\$ 505,720</u>	<u>\$ 494,683</u>

CHI expects to contribute \$195.1 million to the Plans in fiscal year 2013. A summary of expected benefits to be paid to the Plans' participants and beneficiaries is as follows (in thousands):

	<u>Estimated Payments</u>
Year Ending June 30:	
2013	\$ 187,219
2014	171,532
2015	183,811
2016	211,306
2017	243,581
2018–2022	1,522,626

Catholic Health Initiatives

Notes to Consolidated Financial Statements (continued)

11. Concentrations of Credit Risk

CHI grants credit without collateral to its patients, most of whom are insured under third-party payor agreements. CHI's exposure to credit risk on patient accounts receivable is limited by the geographical diversity of its MBOs. The mix of receivables from patients and third-party payors at June 30 approximated the following:

	<u>2012</u>	<u>2011</u>
Medicare	26%	23%
Medicaid	11	7
Managed care	32	36
Self-pay	6	10
Commercial and other	25	24
	<u>100%</u>	<u>100%</u>

CHI maintains long-term investments with various financial institutions and investment management firms through its investment program, and its policy is designed to limit exposure to any one institution or investment. Management does not believe there are significant concentrations of credit risk at June 30, 2012 and 2011.

12. Commitments and Contingencies

Litigation

During the normal course of business, CHI may become involved in litigation. Management assesses the probable outcome of unresolved litigation and records estimated settlements. After consultation with legal counsel, management believes that any such matters will be resolved without material adverse impact to the consolidated financial position or results of operations of CHI.

Health Care Regulatory Environment

The health care industry is subject to numerous laws and regulations of federal, state and local governments. These laws and regulations include, but are not limited to, matters such as licensure, accreditation, government health care program participation requirements, reimbursement for patient services, and Medicare and Medicaid fraud and abuse. Management believes CHI is in compliance with all applicable laws and regulations of the Medicare and Medicaid programs. Compliance with such laws and regulations is complex and can be subject to future governmental interpretation as well as significant regulatory action, including fines, penalties and exclusion from the Medicare and Medicaid programs. Certain CHI entities have

Catholic Health Initiatives

Notes to Consolidated Financial Statements (continued)

12. Commitments and Contingencies (continued)

been contacted by governmental agencies regarding alleged violations of Medicare practices for certain services. In the opinion of management after consultation with legal counsel, the ultimate outcome of these matters will not have a material adverse effect on CHI's consolidated financial position.

Operating Leases

CHI leases certain real estate and equipment under operating leases, which may include renewal options and escalation clauses. Future minimum lease payments required for the next five years and thereafter for all operating leases that have initial or remaining noncancelable lease terms in excess of one year at June 30, 2012, are as follows (in thousands):

	<u>Amounts Due</u>
Year Ending June 30:	
2013	\$ 104,407
2014	91,753
2015	75,761
2016	68,627
2017	61,038
Thereafter	210,019
	<u>\$ 611,605</u>

Lease expense under operating leases for continuing operations for the years ended June 30, 2012 and 2011, totaled approximately \$175 million and \$145 million, respectively.

13. Insurance Programs

FIIL, a wholly owned captive insurance company of CHI, provides hospital professional liability, employment practices liability and commercial general liability coverage, primarily to MBOs related to CHI either on a directly written basis or through reinsurance fronting relationships with commercial carriers such as PPIC. Policies written provide coverage with primary limits in the amount of \$8 million for each and every claim. For the policy year July 1, 2011 to July 1, 2012, there is an annual policy aggregate of \$75 million eroded by hospital professional liability and commercial general liability claims, subject to a \$175,000 continuing underlying per claim limit. Effective July 1, 2011, FIIL provided excess umbrella liability coverage for claims in excess of the underlying limits discussed above. The limits provided under such excess coverage are \$200 million per claim and in the aggregate. Prior to July 1, 2011, CHI had obtained excess coverage directly from commercial insurance companies. FIIL reinsured 100% of the excess coverage layer with various commercial insurance companies. At June 30, 2012 and 2011, investments and assets limited as to use held for insurance purposes included \$59 million and \$58 million, respectively, held as collateral for the reinsurance fronting arrangement with PPIC.

Catholic Health Initiatives

Notes to Consolidated Financial Statements (continued)

13. Insurance Programs (continued)

FIIL provides workers' compensation coverage, either on a directly written basis or through reinsurance fronting relationships with commercial carriers for amounts above \$1 million per claim. Coverage of \$500,000 in excess of \$500,000 per claim is reinsured with an unrelated commercial carrier. FIIL also underwrites the property and casualty risks of CHI for up to \$1 million per claim. Unrelated commercial insurance carriers reinsure losses in excess of the per-claim limits.

The liability for self-insured reserves and claims represents the estimated ultimate net cost of all reported and unreported losses incurred through June 30. The reserves for unpaid losses and loss adjustment expenses are estimated using individual case-based valuations, statistical analyses and the expertise of an independent actuary.

The estimates for loss reserves are subject to the effects of trends in loss severity and frequency. Although considerable variability is inherent in such estimates, management believes that the reserves for unpaid losses and loss adjustment expenses are adequate. The estimates are reviewed periodically, with consultation from independent actuaries, and any adjustments to the loss reserves are reflected in current operations. As a result of these reviews of claims experience, estimated reserves were reduced by \$47.8 million and \$19.3 million in 2012 and 2011, respectively. The reserves for unpaid losses and loss adjustment expenses relating to the workers' compensation program were discounted, assuming a 4% annual return at June 30, 2012 and 2011, to a present value of \$147.1 million and \$148.8 million at June 30, 2012 and 2011, respectively, and represented a discount of \$46.3 million and \$32.2 million in 2012 and 2011, respectively. Reserves related to professional liability, employment practices and general liability are not discounted.

FIIL holds \$722.1 million and \$715.7 million of investments held for insurance purposes as of June 30, 2012 and 2011, respectively. Distribution of amounts from FIIL to CHI are subject to the approval of the Cayman Island Monetary Authority. CHI established a captive management operation (Captive Management Initiatives, Ltd.) based in the Cayman Islands, which currently manages FIIL as well as operations of other unrelated parties.

CHI, through its Welfare Benefit Administration and Development Trust, provides comprehensive health and dental coverage to certain employees and dependents through a self-insured medical plan. Accounts payable and accrued expenses include \$54 million and \$45 million for unpaid claims and claims adjustment expenses for CHI's self-insured medical plan at June 30, 2012 and 2011, respectively. Those estimates are subject to the effects of trends in loss severity and frequency. Although considerable variability is inherent in such estimates, management believes that the reserves for unpaid losses and loss adjustment expenses are adequate. The estimates are reviewed periodically and, as adjustments to the liability become necessary, such adjustments are reflected in current operations. CHI has stop-loss insurance to cover unusually high costs of care beyond a predetermined annual amount per enrolled participant.

Catholic Health Initiatives

Notes to Consolidated Financial Statements (continued)

14. Subsequent Events

CHI's management has evaluated events subsequent to June 30, 2012 through September 18, 2012, which is the date these consolidated financial statements were available to be issued. There have been no material events noted during this period that would either impact the results reflected herein or CHI's results going forward, except as disclosed below

Alegent Health

Since 1996, CHI and Immanuel have been party to a Joint Operating Agreement in Omaha, operating under the name Alegent Health (Alegent). Effective in June 2012, CHI and Immanuel signed a letter of intent under which Immanuel will resign its membership and governance role in Alegent, leaving CHI as the sole member and sponsor of Alegent. The transaction is expected to close in late 2012.

In April 2012, Alegent also entered into an agreement with Creighton University to form a long-term strategic affiliation and to acquire Creighton University Medical Center (CUMC). Effective in September 2012, Alegent assumed the operations of CUMC's physician group, Creighton Medical Associates. Although CHI is not currently a party to this transaction, it would become one as a result of the June 2012 letter of intent with Immanuel discussed above.

PeaceHealth

In August 2012, CHI signed a nonbinding letter of intent with PeaceHealth, a Catholic health care system, to create a new integrated regional health care system in the states of Washington, Oregon and Alaska. CHI and PeaceHealth would be equal partners in the new health system and would include CHI's operations in the states of Washington and Oregon. The transaction is subject to various approvals and is expected to be completed before June 30, 2013.

Conifer Health Solutions

Effective in fiscal year 2013, CHI entered into an agreement with Tenet Healthcare to become a minority owner of Conifer Health Solutions (Conifer), a provider of revenue cycle and business management services to hospitals, whereby, in exchange for CHI's ownership interest, Conifer will manage the revenue cycle services for most of CHI's hospitals. CHI will be transitioning its revenue cycle and health information management employees to Conifer over the 2013 fiscal year.

Supplemental Information

Report of Independent Auditors on Supplemental Information

Board of Stewardship Trustees
Catholic Health Initiatives

Our audits were conducted for the purpose of forming an opinion on the consolidated financial statements of Catholic Health Initiatives as a whole. The following consolidating financial information is presented for purposes of additional analysis and is not a required part of the consolidated financial statements. Such information is the responsibility of management and was derived from and relates directly to the underlying accounting and other records used to prepare the consolidated financial statements. The information has been subjected to the auditing procedures applied in our audits of the consolidated financial statements and certain additional procedures, including comparing and reconciling such information directly to the underlying accounting and other records used to prepare the consolidated financial statements or to the consolidated financial statements themselves, and other additional procedures in accordance with auditing standards generally accepted in the United States. In our opinion, the information is fairly stated in all material respects in relation to the consolidated financial statements as a whole.

Ernst & Young LLP

September 18, 2012

Catholic Health Initiatives Consolidating Balance Sheet

June 30, 2012
(In Thousands)

	Corporate	FIIL	Benefits Trust	Other	Eliminations and Adjustments	Consolidated
Assets						
Current assets						
Cash and equivalents	\$ 329,818	\$ 42,280	\$ 119	\$ 2,050	\$ -	\$ 403,972
Net patient accounts receivable, less allowance of \$687,631	1,353,928	-	-	-	-	1,353,928
Other accounts receivable	127,010	74,618	5,182	34,400	(124,916)	116,607
Current portion of investments and assets limited as to use	1,901	-	-	-	-	1,901
Inventories	185,571	-	-	-	-	185,571
Assets held for sale	474,990	-	-	-	-	474,990
Prepaid and other	52,678	34,265	13	66	-	87,179
Total current assets	2,525,896	151,163	5,314	36,516	(124,916)	2,624,148
Investments and assets limited as to use						
Internally designated for capital and other funds	3,415,100	1,083,825	-	89,594	-	4,588,519
Mission and Ministry Fund	-	110,918	-	-	-	110,918
Capital Resource Pool	-	320,218	-	-	-	320,218
Held by trustees	228	-	-	-	-	228
Held for insurance purposes	23,058	-	722,069	-	-	745,127
Restricted by donors	170,638	485	-	-	-	171,123
Total investments and assets limited as to use	3,609,024	1,515,446	722,069	89,594	-	5,936,133
Property and equipment, net	4,870,828	475,473	-	1,174	-	5,347,475
Deferred financing costs	188	28,529	-	-	-	28,717
Investments in unconsolidated organizations	209,279	1,161,507	-	8,922	(1,071,790)	307,918
Intangible assets	162,880	-	-	-	-	162,880
Notes receivable and other	76,590	2,995,622	20,518	-	(2,487,617)	605,113
Total assets	\$ 11,454,685	\$ 6,327,740	\$ 747,901	\$ 46,612	\$ (3,684,323)	\$ 15,012,384

Continued on following page

Catholic Health Initiatives

Consolidating Balance Sheet (continued)

June 30, 2012
(In Thousands)

	Corporate	FHIL	Benefits Trust	Other	Eliminations and Adjustments	Consolidated
Liabilities and net assets						
Current liabilities						
Compensation and benefits	\$ 363,171	\$ 52,224	\$ -	\$ 1,374	\$ 1,828	\$ 418,597
Third-party liabilities	76,660	-	-	-	-	76,660
Accounts payable and accrued expenses	551,084	228,885	3,961	53,478	(121,837)	718,897
Liabilities held for sale	103,633	-	-	-	-	103,633
Variable-rate debt with self liquidity	-	321,455	-	-	-	321,455
Current portion of long-term debt	124,416	629,115	-	-	(110,448)	643,083
Total current liabilities	1,218,964	1,231,679	3,961	54,852	5,154	2,282,325
Pension liability	83,364	809,456	-	-	-	892,820
Self-insured reserves and claims	16,338	37,185	460,061	-	-	513,584
Other liabilities	118,120	121,722	-	-	(3,079)	236,763
Long-term debt	2,440,592	3,715,286	-	-	(2,377,169)	3,778,709
Total liabilities	3,877,378	5,915,328	464,022	54,852	5,154	7,704,201
Net assets						
Net assets attributable to CHI	7,367,623	236,379	283,879	64,917	41,458	6,922,466
Net assets attributable to noncontrolling interests	5,317	175,546	-	-	-	180,863
Unrestricted	7,372,940	411,925	283,879	64,917	41,458	7,103,329
Temporarily restricted	136,334	487	-	-	-	136,821
Permanently restricted	68,033	-	-	-	-	68,033
Total net assets	7,577,307	412,412	283,879	64,917	41,458	7,308,183
Total liabilities and net assets	\$ 11,454,685	\$ 6,327,740	\$ 747,901	\$ 119,769	\$ 46,612	\$ 15,012,384

Catholic Health Initiatives Consolidating Statement of Operations

Year Ended June 30, 2012
(In Thousands)

	Corporate	FHLL	Benefits Trust	Other	Eliminations and Adjustments	Consolidated
Revenues:						
Net patient services	\$ 9,336,797	\$ -	\$ -	\$ -	\$ (112,938)	\$ 9,223,859
Nonpatient						
Donations	25,960	2,008	-	-	-	27,968
Changes in equity of unconsolidated organizations	16,504	8,642	-	(2,206)	(6)	22,934
Investment income from self-insured trust funds	3,024	34,145	-	-	-	37,169
Other	379,163	133,740	372,557	6,516	(1,215,334)	532,341
Total nonpatient revenues	424,651	167,885	372,557	4,310	(1,215,340)	620,412
Total operating revenues	9,761,448	167,885	372,557	4,310	(1,328,278)	9,844,271
Expenses:						
Salaries and wages	3,523,165	241,526	-	11,743	(46)	3,776,388
Employee benefits	822,465	25,993	376,459	1,725	(477,587)	749,055
Purchased services, medical professional fees, consulting and legal	1,129,211	147,068	653	3,086	(356,685)	925,427
Supplies	1,558,339	7,694	-	334	-	1,566,367
Bad debts	709,654	-	-	-	-	709,654
Utilities	107,781	12,399	-	25	-	120,205
Rentals, leases, maintenance and insurance	310,596	135,412	-	1,112	(234,769)	523,076
Depreciation and amortization	453,484	19,935	-	354	-	473,773
Interest	96,926	134,101	-	-	(101,379)	129,648
Other	655,555	11,122	598	666	(157,807)	511,125
Total operating expenses before restructuring, impairment and other losses	9,367,176	137,056	379,151	19,045	(1,328,273)	9,484,718
Income (loss) from operations before restructuring, impairment and other losses	394,272	(44,214)	(6,594)	(14,735)	(5)	359,553
Restructuring, impairment and other losses	24,226	22,813	-	696	-	47,735
Income (loss) from operations	370,046	(67,027)	(6,594)	(15,431)	(5)	311,818
Nonoperating gains (losses):						
Investment income (loss), net	33,881	(6,377)	2,488	(4)	-	19,829
Loss on defeasance of bonds	(69,878)	(677)	-	-	-	(70,555)
Realized and unrealized losses on interest rate swaps	-	(153,411)	-	-	-	(153,411)
Other nonoperating (losses) gains	(12,215)	(35,323)	-	-	35,323	(12,215)
Total nonoperating (losses) gains	(48,212)	(195,788)	2,488	(4)	35,323	(216,352)
Excess (deficiency) of revenues over expenses	\$ 321,834	\$ (262,815)	\$ (4,106)	\$ (15,435)	\$ 35,318	\$ 95,466
Excess (deficiency) of revenues over expenses attributable to noncontrolling interest	\$ 6,542	\$ (6,005)	\$ -	\$ -	\$ -	\$ 537
Excess (deficiency) of revenues over expenses attributable to CHI	\$ 315,292	\$ (256,810)	\$ (4,106)	\$ (15,435)	\$ 35,318	\$ 94,929

and the fact that the
 1. The first part of the report is a
 2. The second part of the report is a
 3. The third part of the report is a
 4. The fourth part of the report is a
 5. The fifth part of the report is a
 6. The sixth part of the report is a
 7. The seventh part of the report is a
 8. The eighth part of the report is a
 9. The ninth part of the report is a
 10. The tenth part of the report is a

[illegible]