



See a Social Security Number? Say Something!
Report Privacy Problems to <https://public.resource.org/privacy>
Or call the IRS Identity Theft Hotline at 1-800-908-4490



Form **990-PF**

Return of Private Foundation
or Section 4947(a)(1) Nonexempt Charitable Trust
Treated as a Private Foundation

OMB No 1545-0052

2011

Department of the Treasury
Internal Revenue Service

Note: The foundation may be able to use a copy of this return to satisfy state reporting requirements

For calendar year 2011 or tax year beginning 07/01, 2011, and ending 06/30, 2012

Name of foundation: MCCABE CATHOLIC CHARITIES

Number and street (or P O box number if mail is not delivered to street address): BANK OF AMERICA, NA 231 S LASALLE ST

Room/suite: _____

City or town, state, and ZIP code: PROVIDENCE, RI 02901-1802

A Employer identification number 36-6774682

B Telephone number (see instructions) (888) 866-3275

C If exemption application is pending, check here

D 1 Foreign organizations, check here
2 Foreign organizations meeting the 85% test, check here and attach computation

E If private foundation status was terminated under section 507(b)(1)(A), check here

F If the foundation is in a 60-month termination under section 507(b)(1)(B), check here

G Check all that apply. Initial return Initial return of a former public charity
 Final return Amended return
 Address change Name change

H Check type of organization Section 501(c)(3) exempt private foundation
 Section 4947(a)(1) nonexempt charitable trust Other taxable private foundation

I Fair market value of all assets at end of year (from Part II, col (c), line 16) \$ 5,123,832.

J Accounting method: Cash Accrual
 Other (specify) _____
(Part I, column (d) must be on cash basis)

Part I Analysis of Revenue and Expenses (The total of amounts in columns (b), (c), and (d) may not necessarily equal the amounts in column (a) (see instructions))		(a) Revenue and expenses per books	(b) Net investment income	(c) Adjusted net income	(d) Disbursements for charitable purposes (cash basis only)
1	Contributions, gifts, grants, etc., received (attach schedule)				
2	Check <input checked="" type="checkbox"/> if the foundation is not required to attach Sch B				
3	Interest on savings and temporary cash investments				
4	Dividends and interest from securities	150,617.	150,288.		STMT 1
5a	Gross rents				
b	Net rental income or (loss)				
6a	Net gain or (loss) from sale of assets not on line 10	110,818.			
b	Gross sales price for all assets on line 6a	1,547,949.			
7	Capital gain net income (from Part IV, line 2)		110,818.		
8	Net short-term capital gain				
9	Income modifications				
10a	Gross sales less returns and allowances				
b	Less Cost of goods sold				
c	Gross profit or (loss) (attach schedule)				
11	Other income (attach schedule)				
12	Total. Add lines 1 through 11	261,435.	261,106.		
13	Compensation of officers, directors, trustees, etc.	49,037.	29,422.		19,615.
14	Other employee salaries and wages				
15	Pension plans, employee benefits				
16a	Legal fees (attach schedule)				
b	Accounting fees (attach schedule)	1,385.	NONE	NONE	1,385.
c	Other professional fees (attach schedule)				
17	Interest				
18	Taxes (attach schedule) (see instructions)	7,340.	1,014.		
19	Depreciation (attach schedule) and depletion				
20	Occupancy				
21	Travel, conferences, and meetings				
22	Printing and publications				
23	Other expenses (attach schedule)	51.			51.
24	Total operating and administrative expenses. Add lines 13 through 23	57,813.	30,436.	NONE	21,051.
25	Contributions, gifts, grants paid	204,232.			204,232.
26	Total expenses and disbursements. Add lines 24 and 25	262,045.	30,436.	NONE	225,283.
27	Subtract line 26 from line 12				
a	Excess of revenue over expenses and disbursements	-610.			
b	Net investment income (if negative, enter -0-)		230,670.		
c	Adjusted net income (if negative, enter -0-)				

ENVELOPE
 POSTMARK DATE: NOV 9 2012

SCANNED NOV 15 2012

RECEIVED
 NOV 11 2012
 OGDEN, UT
 IRS-OSC

Part II Balance Sheets		Attached schedules and amounts in the description column should be for end-of-year amounts only (See instructions)			
		Beginning of year (a) Book Value	End of year (b) Book Value (c) Fair Market Value		
Assets	1	Cash - non-interest-bearing		NONE	
	2	Savings and temporary cash investments	366,217.	581,231.	581,241.
	3	Accounts receivable ▶ Less allowance for doubtful accounts ▶			
	4	Pledges receivable ▶ Less allowance for doubtful accounts ▶			
	5	Grants receivable			
	6	Receivables due from officers, directors, trustees, and other disqualified persons (attach schedule) (see instructions)			
	7	Other notes and loans receivable (attach schedule) ▶ * Less allowance for doubtful accounts ▶		* NONE NONE	NONE
	8	Inventories for sale or use			
	9	Prepaid expenses and deferred charges			
	10 a	Investments - U S and state government obligations (attach schedule)		NONE	NONE
	b	Investments - corporate stock (attach schedule)	4,179,759.	3,966,905.	4,542,591.
	c	Investments - corporate bonds (attach schedule)		NONE	NONE
	11	Investments - land, buildings, and equipment basis Less accumulated depreciation (attach schedule) ▶	NONE	NONE	
	12	Investments - mortgage loans		NONE	
	13	Investments - other (attach schedule)		NONE	NONE
	14	Land, buildings, and equipment basis Less accumulated depreciation (attach schedule) ▶			
15	Other assets (describe ▶)		NONE	NONE	
16	Total assets (to be completed by all filers - see the instructions. Also, see page 1, item I)	4,545,976.	4,548,136.	5,123,832.	
Liabilities	17	Accounts payable and accrued expenses			
	18	Grants payable			
	19	Deferred revenue			
	20	Loans from officers, directors, trustees, and other disqualified persons			
	21	Mortgages and other notes payable (attach schedule)			
	22	Other liabilities (describe ▶)			
23	Total liabilities (add lines 17 through 22)				
Net Assets or Fund Balances	Foundations that follow SFAS 117, check here ▶ <input type="checkbox"/> and complete lines 24 through 26 and lines 30 and 31.				
	24	Unrestricted			
	25	Temporarily restricted			
	26	Permanently restricted			
	Foundations that do not follow SFAS 117, check here and complete lines 27 through 31. ▶ <input checked="" type="checkbox"/>				
	27	Capital stock, trust principal, or current funds	4,545,976.	4,548,136.	
	28	Paid-in or capital surplus, or land, bldg, and equipment fund			
29	Retained earnings, accumulated income, endowment, or other funds		NONE		
30	Total net assets or fund balances (see instructions)	4,545,976.	4,548,136.		
31	Total liabilities and net assets/fund balances (see instructions)	4,545,976.	4,548,136.		

Part III Analysis of Changes in Net Assets or Fund Balances		
1	Total net assets or fund balances at beginning of year - Part II, column (a), line 30 (must agree with end-of-year figure reported on prior year's return)	1 4,545,976.
2	Enter amount from Part I, line 27a	2 -610.
3	Other increases not included in line 2 (itemize) ▶ SEE STATEMENT 5	3 3,146.
4	Add lines 1, 2, and 3	4 4,548,512.
5	Decreases not included in line 2 (itemize) ▶ SEE STATEMENT 6	5 376.
6	Total net assets or fund balances at end of year (line 4 minus line 5) - Part II, column (b), line 30	6 4,548,136.

Part IV Capital Gains and Losses for Tax on Investment Income

(a) List and describe the kind(s) of property sold (e.g., real estate, 2-story brick warehouse, or common stock, 200 shs MLC Co)				(b) How acquired P-Purchase D-Donation	(c) Date acquired (mo, day, yr)	(d) Date sold (mo, day, yr)
1a PUBLICLY TRADED SECURITIES						
b						
c						
d						
e						
(e) Gross sales price	(f) Depreciation allowed (or allowable)	(g) Cost or other basis plus expense of sale	(h) Gain or (loss) (e) plus (f) minus (g)			
a 1,527,906.		1,437,131.	90,775.			
b						
c						
d						
e						
Complete only for assets showing gain in column (h) and owned by the foundation on 12/31/69				(i) Gains (Col (h) gain minus col (k), but not less than -0-) or Losses (from col (h))		
(i) FMV as of 12/31/69	(j) Adjusted basis as of 12/31/69	(k) Excess of col (i) over col (j), if any				
a			90,775.			
b						
c						
d						
e						
2 Capital gain net income or (net capital loss)				2	110,818.	
3 Net short-term capital gain or (loss) as defined in sections 1222(5) and (6): If gain, also enter in Part I, line 8, column (c) (see instructions). If (loss), enter -0- in Part I, line 8					3	

Part V Qualification Under Section 4940(e) for Reduced Tax on Net Investment Income

(For optional use by domestic private foundations subject to the section 4940(a) tax on net investment income)

If section 4940(d)(2) applies, leave this part blank.

Was the foundation liable for the section 4942 tax on the distributable amount of any year in the base period? Yes No
If "Yes," the foundation does not qualify under section 4940(e) Do not complete this part.

1 Enter the appropriate amount in each column for each year; see the instructions before making any entries.

(a) Base period years Calendar year (for tax year beginning in)	(b) Adjusted qualifying distributions	(c) Net value of noncharitable-use assets	(d) Distribution ratio (col (b) divided by col (c))
2010	145,718.	4,995,071.	0.029172
2009	169,736.	4,640,262.	0.036579
2008	167,398.	4,333,317.	0.038630
2007			
2006			
2 Total of line 1, column (d)			2 0.104381
3 Average distribution ratio for the 5-year base period - divide the total on line 2 by 5, or by the number of years the foundation has been in existence if less than 5 years			3 0.034794
4 Enter the net value of noncharitable-use assets for 2011 from Part X, line 5			4 5,054,642.
5 Multiply line 4 by line 3			5 175,871.
6 Enter 1% of net investment income (1% of Part I, line 27b)			6 2,307.
7 Add lines 5 and 6			7 178,178.
8 Enter qualifying distributions from Part XII, line 4 If line 8 is equal to or greater than line 7, check the box in Part VI, line 1b, and complete that part using a 1% tax rate. See the Part VI instructions.			8 225,283.

Part VI Excise Tax Based on Investment Income (Section 4940(a), 4940(b), 4940(e), or 4948 - see instructions)

1a Exempt operating foundations described in section 4940(d)(2), check here <input type="checkbox"/> and enter "N/A" on line 1 Date of ruling or determination letter _____ (attach copy of letter if necessary - see instructions)	1	2,307.
b Domestic foundations that meet the section 4940(e) requirements in Part V, check here <input checked="" type="checkbox"/> and enter 1% of Part I, line 27b		
c All other domestic foundations enter 2% of line 27b. Exempt foreign organizations enter 4% of Part I, line 12, col. (b).		
2 Tax under section 511 (domestic section 4947(a)(1) trusts and taxable foundations only Others enter -0-)	2	
3 Add lines 1 and 2	3	2,307.
4 Subtitle A (income) tax (domestic section 4947(a)(1) trusts and taxable foundations only Others enter -0-)	4	NONE
5 Tax based on investment income. Subtract line 4 from line 3. If zero or less, enter -0-	5	2,307.
6 Credits/Payments		
a 2011 estimated tax payments and 2010 overpayment credited to 2011	6a	4,896.
b Exempt foreign organizations - tax withheld at source	6b	NONE
c Tax paid with application for extension of time to file (Form 8868)	6c	NONE
d Backup withholding erroneously withheld	6d	
7 Total credits and payments. Add lines 6a through 6d	7	4,896.
8 Enter any penalty for underpayment of estimated tax. Check here <input type="checkbox"/> if Form 2220 is attached	8	
9 Tax due. If the total of lines 5 and 8 is more than line 7, enter amount owed	9	
10 Overpayment. If line 7 is more than the total of lines 5 and 8, enter the amount overpaid	10	2,589.
11 Enter the amount of line 10 to be Credited to 2012 estimated tax <input type="checkbox"/> 2,308. Refunded <input type="checkbox"/> 281.	11	281.

Part VII-A Statements Regarding Activities

	Yes	No
1a During the tax year, did the foundation attempt to influence any national, state, or local legislation or did it participate or intervene in any political campaign?		X
b Did it spend more than \$100 during the year (either directly or indirectly) for political purposes (see page 19 of the instructions for definition)? <i>If the answer is "Yes" to 1a or 1b, attach a detailed description of the activities and copies of any materials published or distributed by the foundation in connection with the activities</i>		X
c Did the foundation file Form 1120-POL for this year?		X
d Enter the amount (if any) of tax on political expenditures (section 4955) imposed during the year (1) On the foundation ▶ \$ _____ (2) On foundation managers ▶ \$ _____		
e Enter the reimbursement (if any) paid by the foundation during the year for political expenditure tax imposed on foundation managers ▶ \$ _____		
2 Has the foundation engaged in any activities that have not previously been reported to the IRS? <i>If "Yes," attach a detailed description of the activities</i>		X
3 Has the foundation made any changes, not previously reported to the IRS, in its governing instrument, articles of incorporation, or bylaws, or other similar instruments? <i>If "Yes," attach a conformed copy of the changes</i>		X
4a Did the foundation have unrelated business gross income of \$1,000 or more during the year?		X
b If "Yes," has it filed a tax return on Form 990-T for this year?		
5 Was there a liquidation, termination, dissolution, or substantial contraction during the year? <i>If "Yes," attach the statement required by General Instruction T</i>		X
6 Are the requirements of section 508(e) (relating to sections 4941 through 4945) satisfied either • By language in the governing instrument, or • By state legislation that effectively amends the governing instrument so that no mandatory directions that conflict with the state law remain in the governing instrument?	X	
7 Did the foundation have at least \$5,000 in assets at any time during the year? <i>If "Yes," complete Part II, col (c), and Part XV</i>	X	
8a Enter the states to which the foundation reports or with which it is registered (see instructions) ▶ IL		
b If the answer is "Yes" to line 7, has the foundation furnished a copy of Form 990-PF to the Attorney General (or designate) of each state as required by General Instruction G? <i>If "No," attach explanation</i>	X	
9 Is the foundation claiming status as a private operating foundation within the meaning of section 4942(j)(3) or 4942(j)(5) for calendar year 2011 or the taxable year beginning in 2011 (see instructions for Part XIV)? <i>If "Yes," complete Part XIV</i>		X
10 Did any persons become substantial contributors during the tax year? <i>If "Yes," attach a schedule listing their names and addresses</i>		X

Part VII-A Statements Regarding Activities (continued)

11 At any time during the year, did the foundation, directly or indirectly, own a controlled entity within the meaning of section 512(b)(13)? If "Yes," attach schedule (see instructions) 11 X
12 Did the foundation make a distribution to a donor advised fund over which the foundation or a disqualified person had advisory privileges? If "Yes," attach statement (see instructions) 12 X
13 Did the foundation comply with the public inspection requirements for its annual returns and exemption application? 13 X
Website address NONE
14 The books are in care of U S TRUST FIDUCIARY TAX SERVICES Telephone no (888) 866-3275
Located at P.O. BOX 1802, PROVIDENCE, RI ZIP + 4 02901-1802
15 Section 4947(a)(1) nonexempt charitable trusts filing Form 990-PF in lieu of Form 1041 - Check here 15
16 At any time during calendar year 2011, did the foundation have an interest in or a signature or other authority over a bank, securities, or other financial account in a foreign country? 16 Yes No X
See the instructions for exceptions and filing requirements for Form TD F 90-22.1 If "Yes," enter the name of the foreign country

Part VII-B Statements Regarding Activities for Which Form 4720 May Be Required

File Form 4720 if any item is checked in the "Yes" column, unless an exception applies.

1a During the year did the foundation (either directly or indirectly)
(1) Engage in the sale or exchange, or leasing of property with a disqualified person? Yes X No
(2) Borrow money from, lend money to, or otherwise extend credit to (or accept it from) a disqualified person? Yes X No
(3) Furnish goods, services, or facilities to (or accept them from) a disqualified person? Yes X No
(4) Pay compensation to, or pay or reimburse the expenses of, a disqualified person? X Yes No
(5) Transfer any income or assets to a disqualified person (or make any of either available for the benefit or use of a disqualified person)? Yes X No
(6) Agree to pay money or property to a government official? (Exception. Check "No" if the foundation agreed to make a grant to or to employ the official for a period after termination of government service, if terminating within 90 days) Yes X No
b If any answer is "Yes" to 1a(1)-(6), did any of the acts fail to qualify under the exceptions described in Regulations section 53.4941(d)-3 or in a current notice regarding disaster assistance (see instructions)? 1b X
Organizations relying on a current notice regarding disaster assistance check here
c Did the foundation engage in a prior year in any of the acts described in 1a, other than excepted acts, that were not corrected before the first day of the tax year beginning in 2011? 1c X
2 Taxes on failure to distribute income (section 4942) (does not apply for years the foundation was a private operating foundation defined in section 4942(j)(3) or 4942(j)(5))
a At the end of tax year 2011, did the foundation have any undistributed income (lines 6d and 6e, Part XIII) for tax year(s) beginning before 2011? Yes X No
If "Yes," list the years
b Are there any years listed in 2a for which the foundation is not applying the provisions of section 4942(a)(2) (relating to incorrect valuation of assets) to the year's undistributed income? (If applying section 4942(a)(2) to all years listed, answer "No" and attach statement - see instructions) 2b
c If the provisions of section 4942(a)(2) are being applied to any of the years listed in 2a, list the years here
3a Did the foundation hold more than a 2% direct or indirect interest in any business enterprise at any time during the year? Yes X No
b If "Yes," did it have excess business holdings in 2011 as a result of (1) any purchase by the foundation or disqualified persons after May 26, 1969, (2) the lapse of the 5-year period (or longer period approved by the Commissioner under section 4943(c)(7)) to dispose of holdings acquired by gift or bequest, or (3) the lapse of the 10-, 15-, or 20-year first phase holding period? (Use Schedule C, Form 4720, to determine if the foundation had excess business holdings in 2011) 3b
4a Did the foundation invest during the year any amount in a manner that would jeopardize its charitable purposes? 4a X
b Did the foundation make any investment in a prior year (but after December 31, 1969) that could jeopardize its charitable purpose that had not been removed from jeopardy before the first day of the tax year beginning in 2011? 4b X

Part VII-B Statements Regarding Activities for Which Form 4720 May Be Required (continued)

5a During the year did the foundation pay or incur any amount to

(1) Carry on propaganda, or otherwise attempt to influence legislation (section 4945(e))? Yes No

(2) Influence the outcome of any specific public election (see section 4955); or to carry on, directly or indirectly, any voter registration drive? Yes No

(3) Provide a grant to an individual for travel, study, or other similar purposes? Yes No

(4) Provide a grant to an organization other than a charitable, etc., organization described in section 509(a)(1), (2), or (3), or section 4940(d)(2)? (see instructions) Yes No

(5) Provide for any purpose other than religious, charitable, scientific, literary, or educational purposes, or for the prevention of cruelty to children or animals? Yes No

b If any answer is "Yes" to 5a(1)-(5), did any of the transactions fail to qualify under the exceptions described in Regulations section 53.4945 or in a current notice regarding disaster assistance (see instructions)? Yes No
 Organizations relying on a current notice regarding disaster assistance check here

c If the answer is "Yes" to question 5a(4), does the foundation claim exemption from the tax because it maintained expenditure responsibility for the grant? Yes No
 If "Yes," attach the statement required by Regulations section 53.4945-5(d)

6a Did the foundation, during the year, receive any funds, directly or indirectly, to pay premiums on a personal benefit contract? Yes No

b Did the foundation, during the year, pay premiums, directly or indirectly, on a personal benefit contract? Yes No
 If "Yes" to 6b, file Form 8870

7a At any time during the tax year, was the foundation a party to a prohibited tax shelter transaction? Yes No

b If "Yes," did the foundation receive any proceeds or have any net income attributable to the transaction? Yes No

Part VIII Information About Officers, Directors, Trustees, Foundation Managers, Highly Paid Employees, and Contractors

1 List all officers, directors, trustees, foundation managers and their compensation (see instructions).

(a) Name and address	(b) Title, and average hours per week devoted to position	(c) Compensation (if not paid, enter -0-)	(d) Contributions to employee benefit plans and deferred compensation	(e) Expense account, other allowances
SEE STATEMENT 7		49,037.	-0-	-0-

2 Compensation of five highest-paid employees (other than those included on line 1 - see instructions). If none, enter "NONE."

(a) Name and address of each employee paid more than \$50,000	(b) Title, and average hours per week devoted to position	(c) Compensation	(d) Contributions to employee benefit plans and deferred compensation	(e) Expense account, other allowances
NONE		NONE	NONE	NONE

Total number of other employees paid over \$50,000 NONE

Part VIII Information About Officers, Directors, Trustees, Foundation Managers, Highly Paid Employees, and Contractors (continued)

3 Five highest-paid independent contractors for professional services (see instructions). If none, enter "NONE."

(a) Name and address of each person paid more than \$50,000	(b) Type of service	(c) Compensation
NONE		NONE
Total number of others receiving over \$50,000 for professional services		NONE

Part IX-A Summary of Direct Charitable Activities

List the foundation's four largest direct charitable activities during the tax year. Include relevant statistical information such as the number of organizations and other beneficiaries served, conferences convened, research papers produced, etc.	Expenses
1 NONE	
2	
3	
4	

Part IX-B Summary of Program-Related Investments (see instructions)

Describe the two largest program-related investments made by the foundation during the tax year on lines 1 and 2	Amount
1 NONE	
2	
All other program-related investments See instructions	
3 NONE	
Total. Add lines 1 through 3	

Part X Minimum Investment Return (All domestic foundations must complete this part. Foreign foundations, see instructions.)

1	Fair market value of assets not used (or held for use) directly in carrying out charitable, etc., purposes:		
a	Average monthly fair market value of securities	1a	4,622,165.
b	Average of monthly cash balances	1b	509,451.
c	Fair market value of all other assets (see instructions)	1c	NONE
d	Total (add lines 1a, b, and c)	1d	5,131,616.
e	Reduction claimed for blockage or other factors reported on lines 1a and 1c (attach detailed explanation)	1e	
2	Acquisition indebtedness applicable to line 1 assets	2	NONE
3	Subtract line 2 from line 1d	3	5,131,616.
4	Cash deemed held for charitable activities. Enter 1 1/2% of line 3 (for greater amount, see instructions)	4	76,974.
5	Net value of noncharitable-use assets. Subtract line 4 from line 3 Enter here and on Part V, line 4	5	5,054,642.
6	Minimum investment return. Enter 5% of line 5	6	252,732.

Part XI Distributable Amount (see instructions) (Section 4942(j)(3) and (j)(5) private operating foundations and certain foreign organizations check here and do not complete this part)

1	Minimum investment return from Part X, line 6	1	252,732.
2a	Tax on investment income for 2011 from Part VI, line 5	2a	2,307.
b	Income tax for 2011. (This does not include the tax from Part VI.)	2b	
c	Add lines 2a and 2b	2c	2,307.
3	Distributable amount before adjustments. Subtract line 2c from line 1	3	250,425.
4	Recoveries of amounts treated as qualifying distributions	4	NONE
5	Add lines 3 and 4	5	250,425.
6	Deduction from distributable amount (see instructions)	6	NONE
7	Distributable amount as adjusted Subtract line 6 from line 5 Enter here and on Part XIII, line 1	7	250,425.

Part XII Qualifying Distributions (see instructions)

1	Amounts paid (including administrative expenses) to accomplish charitable, etc., purposes:		
a	Expenses, contributions, gifts, etc - total from Part I, column (d), line 26	1a	225,283.
b	Program-related investments - total from Part IX-B	1b	
2	Amounts paid to acquire assets used (or held for use) directly in carrying out charitable, etc., purposes	2	NONE
3	Amounts set aside for specific charitable projects that satisfy the:		
a	Suitability test (prior IRS approval required)	3a	NONE
b	Cash distribution test (attach the required schedule)	3b	NONE
4	Qualifying distributions. Add lines 1a through 3b Enter here and on Part V, line 8, and Part XIII, line 4	4	225,283.
5	Foundations that qualify under section 4940(e) for the reduced rate of tax on net investment income Enter 1% of Part I, line 27b (see instructions)	5	2,307.
6	Adjusted qualifying distributions. Subtract line 5 from line 4	6	222,976.

Note. The amount on line 6 will be used in Part V, column (b), in subsequent years when calculating whether the foundation qualifies for the section 4940(e) reduction of tax in those years.

Part XIII Undistributed Income (see instructions)

	(a) Corpus	(b) Years prior to 2010	(c) 2010	(d) 2011
1 Distributable amount for 2011 from Part XI, line 7				250,425.
2 Undistributed income, if any, as of the end of 2011				
a Enter amount for 2010 only			204,223.	
b Total for prior years 20 09, 20 , 20		NONE		
3 Excess distributions carryover, if any, to 2011				
a From 2006	NONE			
b From 2007	NONE			
c From 2008	NONE			
d From 2009	NONE			
e From 2010	NONE			
f Total of lines 3a through e	NONE			
4 Qualifying distributions for 2011 from Part XII, line 4: ▶ \$ 225,283.				
a Applied to 2010, but not more than line 2a			204,223.	
b Applied to undistributed income of prior years (Election required - see instructions)		NONE		
c Treated as distributions out of corpus (Election required - see instructions)	NONE			
d Applied to 2011 distributable amount				21,060.
e Remaining amount distributed out of corpus	NONE			
5 Excess distributions carryover applied to 2011 (If an amount appears in column (d), the same amount must be shown in column (a))	NONE			NONE
6 Enter the net total of each column as indicated below:				
a Corpus Add lines 3f, 4c, and 4e Subtract line 5	NONE			
b Prior years' undistributed income. Subtract line 4b from line 2b		NONE		
c Enter the amount of prior years' undistributed income for which a notice of deficiency has been issued, or on which the section 4942(a) tax has been previously assessed			NONE	
d Subtract line 6c from line 6b Taxable amount - see instructions			NONE	
e Undistributed income for 2010 Subtract line 4a from line 2a Taxable amount - see instructions				
f Undistributed income for 2011 Subtract lines 4d and 5 from line 1 This amount must be distributed in 2012				229,365.
7 Amounts treated as distributions out of corpus to satisfy requirements imposed by section 170(b)(1)(F) or 4942(g)(3) (see instructions)	NONE			
8 Excess distributions carryover from 2006 not applied on line 5 or line 7 (see instructions)	NONE			
9 Excess distributions carryover to 2012. Subtract lines 7 and 8 from line 6a	NONE			
10 Analysis of line 9				
a Excess from 2007	NONE			
b Excess from 2008	NONE			
c Excess from 2009	NONE			
d Excess from 2010	NONE			
e Excess from 2011	NONE			

Part XIV Private Operating Foundations (see instructions and Part VII-A, question 9)

NOT APPLICABLE

- 1 a** If the foundation has received a ruling or determination letter that it is a private operating foundation, and the ruling is effective for 2011, enter the date of the ruling
- b** Check box to indicate whether the foundation is a private operating foundation described in section 4942(j)(3) or 4942(j)(5)

	Tax year	Prior 3 years			(e) Total
	(a) 2011	(b) 2010	(c) 2009	(d) 2008	
2 a Enter the lesser of the adjusted net income from Part I or the minimum investment return from Part X for each year listed					
b 85% of line 2a					
c Qualifying distributions from Part XII, line 4 for each year listed					
d Amounts included in line 2c not used directly for active conduct of exempt activities					
e Qualifying distributions made directly for active conduct of exempt activities Subtract line 2d from line 2c					
3 Complete 3a, b, or c for the alternative test relied upon					
a "Assets" alternative test - enter					
(1) Value of all assets					
(2) Value of assets qualifying under section 4942(j)(3)(B)(i).					
b "Endowment" alternative test - enter 2/3 of minimum investment return shown in Part X, line 6 for each year listed					
c "Support" alternative test - enter					
(1) Total support other than gross investment income (interest, dividends, rents, payments on securities loans (section 512(a)(5)), or royalties).					
(2) Support from general public and 5 or more exempt organizations as provided in section 4942(j)(3)(B)(ii).					
(3) Largest amount of support from an exempt organization					
(4) Gross investment income					

Part XV Supplementary Information (Complete this part only if the foundation had \$5,000 or more in assets at any time during the year - see instructions.)

- 1 Information Regarding Foundation Managers:**
- a** List any managers of the foundation who have contributed more than 2% of the total contributions received by the foundation before the close of any tax year (but only if they have contributed more than \$5,000) (See section 507(d)(2))
- NONE
- b** List any managers of the foundation who own 10% or more of the stock of a corporation (or an equally large portion of the ownership of a partnership or other entity) of which the foundation has a 10% or greater interest.
- NONE
- 2 Information Regarding Contribution, Grant, Gift, Loan, Scholarship, etc., Programs:**
- Check here if the foundation only makes contributions to preselected charitable organizations and does not accept unsolicited requests for funds. If the foundation makes gifts, grants, etc. (see instructions) to individuals or organizations under other conditions, complete items 2a, b, c, and d.
- a** The name, address, and telephone number of the person to whom applications should be addressed:
- b** The form in which applications should be submitted and information and materials they should include:
- c** Any submission deadlines:
- d** Any restrictions or limitations on awards, such as by geographical areas, charitable fields, kinds of institutions, or other factors:

Part XV Supplementary Information (continued)

3 Grants and Contributions Paid During the Year or Approved for Future Payment

Recipient Name and address (home or business)	If recipient is an individual, show any relationship to any foundation manager or substantial contributor	Foundation status of recipient	Purpose of grant or contribution	Amount
a <i>Paid during the year</i> SEE STATEMENT 12				
Total ▶ 3a				204,232.
b <i>Approved for future payment</i>				
Total ▶ 3b				

Part XVII Information Regarding Transfers To and Transactions and Relationships With Noncharitable Exempt Organizations

- 1 Did the organization directly or indirectly engage in any of the following with any other organization described in section 501(c) of the Code... a Transfers from the reporting foundation to a noncharitable exempt organization of... b Other transactions... c Sharing of facilities, equipment, mailing lists, other assets, or paid employees... d If the answer to any of the above is "Yes," complete the following schedule

Table with 4 columns: (a) Line no, (b) Amount involved, (c) Name of noncharitable exempt organization, (d) Description of transfers, transactions, and sharing arrangements

2a Is the foundation directly or indirectly affiliated with, or related to, one or more tax-exempt organizations described in section 501(c) of the Code (other than section 501(c)(3)) or in section 527? Yes No

Table with 3 columns: (a) Name of organization, (b) Type of organization, (c) Description of relationship

Sign Here Under penalties of perjury, I declare that I have examined this return, including accompanying schedules and statements, and to the best of my knowledge and belief, it is true, correct, and complete Declaration of preparer (other than taxpayer) is based on all information of which preparer has any knowledge

Paid Preparer Use Only Print/Type preparer's name, Preparer's signature, Date, Check if self-employed, PTIN, Firm's name, Firm's address, Firm's EIN, Phone no

FORM 990PF, PART I - DIVIDENDS AND INTEREST FROM SECURITIES

DESCRIPTION	REVENUE AND EXPENSES PER BOOKS	NET INVESTMENT INCOME
USGI REPORTED AS NONQUALIFIED DIVIDENDS	2,551.	2,551.
FOREIGN DIVIDENDS	3,974.	3,974.
NONDIVIDEND DISTRIBUTIONS	329.	
DOMESTIC DIVIDENDS	50,986.	50,986.
OTHER INTEREST	34,686.	34,686.
U.S. GOVERNMENT INTEREST (FEDERAL TAXABLE	12,448.	12,448.
NONDISTRIBUTIVE OTHER INTEREST	60.	60.
ACCRUED MARKET DISCOUNT INTEREST	4,892.	4,892.
NONQUALIFIED FOREIGN DIVIDENDS	926.	926.
NONQUALIFIED DOMESTIC DIVIDENDS	39,765.	39,765.
TOTAL	150,617.	150,288.

FORM 990PF, PART I - ACCOUNTING FEES
=====

DESCRIPTION	REVENUE AND EXPENSES PER BOOKS	NET INVESTMENT INCOME	ADJUSTED NET INCOME	CHARITABLE PURPOSES
TAX PREPARATION FEE (NON-ALLOC	1,385.			1,385.
TOTALS	1,385.	NONE	NONE	1,385.

FORM 990PF, PART I - TAXES
=====

DESCRIPTION	REVENUE AND EXPENSES PER BOOKS	NET INVESTMENT INCOME
FOREIGN TAXES	170.	170.
FEDERAL TAX PAYMENT - PRIOR YE	1,430.	
FEDERAL ESTIMATES - PRINCIPAL	4,896.	
FOREIGN TAXES ON QUALIFIED FOR	23.	23.
FOREIGN TAXES ON NONQUALIFIED	821.	821.
TOTALS	7,340.	1,014.

MCCABE CATHOLIC CHARITIES

36-6774682

FORM 990PF, PART I - OTHER EXPENSES
=====

DESCRIPTION -----	REVENUE AND EXPENSES PER BOOKS -----	CHARITABLE PURPOSES -----
OTHER ALLOCABLE EXPENSE-PRINCI	33.	33.
OTHER ALLOCABLE EXPENSE-INCOME	18.	18.
TOTALS	----- 51. =====	----- 51. =====

FORM 990PF, PART III - OTHER INCREASES IN NET WORTH OR FUND BALANCES

DESCRIPTION	AMOUNT
TYE SALES ADJUSTMENT	3,029.
RECEIPT ADJUSTMENT	117.
TOTAL	3,146.

FORM 990PF, PART III - OTHER DECREASES IN NET WORTH OR FUND BALANCES

=====

DESCRIPTION -----	AMOUNT -----
COST ADJUSTMENT	311.
ACCRUAL ADJUSTMENT	60.
ROUNDING	5.

TOTAL	376.
	=====

FORM 990PF, PART VIII - LIST OF OFFICERS, DIRECTORS, AND TRUSTEES
=====

OFFICER NAME:

BANK OF AMERICA, N.A.

ADDRESS:

231 S LASALLE ST.

CHICAGO, IL 60697

TITLE:

TRUSTEE

AVERAGE HOURS PER WEEK DEVOTED TO POSITION: 1

COMPENSATION 49,037.

COMPENSATION EXPLANATION:

SEE ATTACHED FOOTNOTE

TOTAL COMPENSATION: 49,037.
=====

RECIPIENT NAME:
ST. GABRIEL'S MONASTERY
ADDRESS:
526 MONASTERY PL
UNION CITY, NJ 07087-3306
RELATIONSHIP:
N/A
PURPOSE OF GRANT:
CHARITABLE PURPOSE
FOUNDATION STATUS OF RECIPIENT:
PUBLIC
AMOUNT OF GRANT PAID 14,588.

RECIPIENT NAME:
DOMINICAN FATHERS PRIORY
ADDRESS:
5 HILLHOUSE AVE
NEW HAVEN, CT 06511-6815
RELATIONSHIP:
N/A
PURPOSE OF GRANT:
CHARITABLE PURPOSE
FOUNDATION STATUS OF RECIPIENT:
PUBLIC
AMOUNT OF GRANT PAID 14,588.

RECIPIENT NAME:
FRANCISCAN FRIARS OF
ATONEMENT
ADDRESS:
GRAYMOOR
GARRISON, NY 10524
RELATIONSHIP:
N/A
PURPOSE OF GRANT:
CHARITABLE PURPOSE
FOUNDATION STATUS OF RECIPIENT:
PUBLIC
AMOUNT OF GRANT PAID 29,176.

=====

RECIPIENT NAME:

ST ANTHONY'S GUILD

ADDRESS:

129 WEST 31ST ST.
NEW YORK, NY 10001-3403

RELATIONSHIP:

N/A

PURPOSE OF GRANT:

CHARITABLE PURPOSE

FOUNDATION STATUS OF RECIPIENT:

PUBLIC

AMOUNT OF GRANT PAID 14,588.

RECIPIENT NAME:

PASSIONIST MISSIONARIES

ADDRESS:

526 MONASTERY PL
UNION CITY, NJ 07087-3306

RELATIONSHIP:

N/A

PURPOSE OF GRANT:

CHARITABLE PURPOSE

FOUNDATION STATUS OF RECIPIENT:

PUBLIC

AMOUNT OF GRANT PAID 14,588.

RECIPIENT NAME:

GLENMARY HOME
MISSIONERS

ADDRESS:

P.O. BOX 465618
CINCINNATI, OH 45246-5618

RELATIONSHIP:

N/A

PURPOSE OF GRANT:

CHARITABLE PURPOSE

FOUNDATION STATUS OF RECIPIENT:

PUBLIC

AMOUNT OF GRANT PAID 14,588.

RECIPIENT NAME:
SOCIETY FOR THE
PROPAGATION OF FAITH
ADDRESS:
640 N LASALLE ST. STE390
CHICAGO, IL 60610-7027
RELATIONSHIP:
N/A
PURPOSE OF GRANT:
CHARITABLE PURPOSE
FOUNDATION STATUS OF RECIPIENT:
PUBLIC
AMOUNT OF GRANT PAID 14,588.

RECIPIENT NAME:
PRIESTS OF THE SACRED HEART
SACRED HEART MONASTERY
ADDRESS:
P.O. BOX 900
HALES CORNERS, WI 53130-0900
RELATIONSHIP:
N/A
PURPOSE OF GRANT:
CHARITABLE PURPOSE
FOUNDATION STATUS OF RECIPIENT:
PUBLIC
AMOUNT OF GRANT PAID 14,588.

RECIPIENT NAME:
IMMACULATE HEART MISSIONS
ADDRESS:
4651 25TH ST. N
ARLINGTON, VA 22207-3518
RELATIONSHIP:
N/A
PURPOSE OF GRANT:
CHARITABLE PURPOSE
FOUNDATION STATUS OF RECIPIENT:
PUBLIC
AMOUNT OF GRANT PAID 14,588.

RECIPIENT NAME:
THE MISSIONARY SERVANTS
OF THE MOST HOLY TRINITY
ADDRESS:
9001 NEW HAMPSHIRE AVE.
SILVER SPRINGS, MD 20903-3626
RELATIONSHIP:
N/A
PURPOSE OF GRANT:
CHARITABLE PURPOSE
FOUNDATION STATUS OF RECIPIENT:
PUBLIC
AMOUNT OF GRANT PAID 14,588.

RECIPIENT NAME:
JOSEPHITE FATHERS
ADDRESS:
1130 NORTH CALVERT ST.
BALTIMORE, MD 21202-3802
RELATIONSHIP:
N/A
PURPOSE OF GRANT:
CHARITABLE PURPOSE
FOUNDATION STATUS OF RECIPIENT:
PUBLIC
AMOUNT OF GRANT PAID 14,588.

RECIPIENT NAME:
DIOCESE OF MOBILE
ADDRESS:
400 GOVERNMENT ST.
MOBILE, AL 36602-2332
RELATIONSHIP:
N/A
PURPOSE OF GRANT:
CHARITABLE PURPOSE
FOUNDATION STATUS OF RECIPIENT:
PUBLIC
AMOUNT OF GRANT PAID 14,588.

RECIPIENT NAME:

SACRED HEART MONASTERY

ADDRESS:

6889 SOUTH LOVERS LANE RD
FRANKLIN, WI 53132-1437

RELATIONSHIP:

N/A

PURPOSE OF GRANT:

CHARITABLE PURPOSE

FOUNDATION STATUS OF RECIPIENT:

PUBLIC

AMOUNT OF GRANT PAID 14,588.

TOTAL GRANTS PAID: 204,232.
=====

FEDERAL FOOTNOTES

=====

THE COMPENSATION SHOWN ON THE RETURN THAT IS PAID TO BANK OF AMERICA, N.A. AS CORPORATE TRUSTEE IS NOT CALCULATED BASED UPON AN HOURLY RATE FOR TIME SPENT BY THE TRUSTEE; RATHER, BANK OF AMERICA'S COMPENSATION AS CORPORATE TRUSTEE IS CALCULATED USING A MARKET VALUE FEE SCHEDULE. THE TRUST OFFICER'S TIME SPENT PERFORMING ADMINISTRATIVE RESPONSIBILITIES FOR THIS FOUNDATION AVERAGES ONE HOUR PER WEEK. IN ADDITION, TIME IS SPENT BY OTHER STAFF MEMBERS FOR RECORDKEEPING, INVESTMENT MANAGEMENT, INCOME COLLECTION, RENDERING STATEMENTS AND ACCOUNTINGS, REGULATORY REPORTING, REGULATORY COMPLIANCE, AND TAX SERVICES.

**SCHEDULE D
(Form 1041)**

Department of the Treasury
Internal Revenue Service

Capital Gains and Losses

▶ Attach to Form 1041, Form 5227, or Form 990-T. See the Instructions for Schedule D (Form 1041) (also for Form 5227 or Form 990-T, if applicable).

OMB No 1545-0092

2011

Name of estate or trust MCCABE CATHOLIC CHARITIES	Employer identification number 36-6774682
---	---

Note: Form 5227 filers need to complete *only* Parts I and II

Part I Short-Term Capital Gains and Losses - Assets Held One Year or Less

(a) Description of property (Example 100 shares 7% preferred of "Z" Co)	(b) Date acquired (mo, day, yr)	(c) Date sold (mo, day, yr)	(d) Sales price	(e) Cost or other basis (see instructions)	(f) Gain or (loss) for the entire year Subtract (e) from (d)
1a					
b Enter the short-term gain or (loss), if any, from Schedule D-1, line 1b					1b -44,179.
2 Short-term capital gain or (loss) from Forms 4684, 6252, 6781, and 8824					2
3 Net short-term gain or (loss) from partnerships, S corporations, and other estates or trusts					3
4 Short-term capital loss carryover. Enter the amount, if any, from line 9 of the 2010 Capital Loss Carryover Worksheet					4 ()
5 Net short-term gain or (loss). Combine lines 1a through 4 in column (f). Enter here and on line 13, column (3) on the back ▶					5 -44,179.

Part II Long-Term Capital Gains and Losses - Assets Held More Than One Year

(a) Description of property (Example 100 shares 7% preferred of "Z" Co)	(b) Date acquired (mo, day, yr)	(c) Date sold (mo, day, yr)	(d) Sales price	(e) Cost or other basis (see instructions)	(f) Gain or (loss) for the entire year Subtract (e) from (d)
6a LONG-TERM CAPITAL GAIN DIVIDENDS					20,043.
b Enter the long-term gain or (loss), if any, from Schedule D-1, line 6b					6b 134,954.
7 Long-term capital gain or (loss) from Forms 2439, 4684, 6252, 6781, and 8824					7
8 Net long-term gain or (loss) from partnerships, S corporations, and other estates or trusts					8
9 Capital gain distributions					9
10 Gain from Form 4797, Part I					10
11 Long-term capital loss carryover Enter the amount, if any, from line 14 of the 2010 Capital Loss Carryover Worksheet					11 ()
12 Net long-term gain or (loss). Combine lines 6a through 11 in column (f). Enter here and on line 14a, column (3) on the back ▶					12 154,997.

Part III Summary of Parts I and II		(1) Beneficiaries' (see instr)	(2) Estate's or trust's	(3) Total
Caution: Read the instructions before completing this part.				
13	Net short-term gain or (loss)	13		-44,179.
14	Net long-term gain or (loss):			
a	Total for year	14a		154,997.
b	Unrecaptured section 1250 gain (see line 18 of the wrksh.)	14b		
c	28% rate gain	14c		
15	Total net gain or (loss). Combine lines 13 and 14a ▶	15		110,818.

Note: If line 15, column (3), is a net gain, enter the gain on Form 1041, line 4 (or Form 990-T, Part I, line 4a) If lines 14a and 15, column (2), are net gains, go to Part V, and do not complete Part IV. If line 15, column (3), is a net loss, complete Part IV and the **Capital Loss Carryover Worksheet**, as necessary

Part IV Capital Loss Limitation

16	Enter here and enter as a (loss) on Form 1041, line 4 (or Form 990-T, Part I, line 4c, if a trust), the smaller of: a The loss on line 15, column (3) or b \$3,000	16	()
-----------	---	-----------	-----

Note: If the loss on line 15, column (3), is more than \$3,000, or if Form 1041, page 1, line 22 (or Form 990-T, line 34), is a loss, complete the **Capital Loss Carryover Worksheet** in the instructions to figure your capital loss carryover

Part V Tax Computation Using Maximum Capital Gains Rates

Form 1041 filers. Complete this part **only** if both lines 14a and 15 in column (2) are gains, or an amount is entered in Part I or Part II and there is an entry on Form 1041, line 2b(2), and Form 1041, line 22, is more than zero

Caution: Skip this part and complete the **Schedule D Tax Worksheet** in the instructions if.

- Either line 14b, col. (2) or line 14c, col. (2) is more than zero, or
- Both Form 1041, line 2b(1), and Form 4952, line 4g are more than zero.

Form 990-T trusts. Complete this part **only** if both lines 14a and 15 are gains, or qualified dividends are included in income in Part I of Form 990-T, and Form 990-T, line 34, is more than zero. Skip this part and complete the **Schedule D Tax Worksheet** in the instructions if either line 14b, col. (2) or line 14c, col. (2) is more than zero.

17	Enter taxable income from Form 1041, line 22 (or Form 990-T, line 34)	17		
18	Enter the smaller of line 14a or 15 in column (2) but not less than zero	18		
19	Enter the estate's or trust's qualified dividends from Form 1041, line 2b(2) (or enter the qualified dividends included in income in Part I of Form 990-T)	19		
20	Add lines 18 and 19	20		
21	If the estate or trust is filing Form 4952, enter the amount from line 4g; otherwise, enter -0- . . . ▶	21		
22	Subtract line 21 from line 20. If zero or less, enter -0-	22		
23	Subtract line 22 from line 17. If zero or less, enter -0-	23		
24	Enter the smaller of the amount on line 17 or \$2,300	24		
25	Is the amount on line 23 equal to or more than the amount on line 24? <input type="checkbox"/> Yes. Skip lines 25 and 26; go to line 27 and check the "No" box <input type="checkbox"/> No. Enter the amount from line 23	25		
26	Subtract line 25 from line 24	26		
27	Are the amounts on lines 22 and 26 the same? <input type="checkbox"/> Yes. Skip lines 27 thru 30, go to line 31 <input type="checkbox"/> No. Enter the smaller of line 17 or line 22	27		
28	Enter the amount from line 26 (if line 26 is blank, enter -0-)	28		
29	Subtract line 28 from line 27	29		
30	Multiply line 29 by 15% (15)			30
31	Figure the tax on the amount on line 23. Use the 2011 Tax Rate Schedule for Estates and Trusts (see the Schedule G instructions in the instructions for Form 1041)			31
32	Add lines 30 and 31			32
33	Figure the tax on the amount on line 17. Use the 2011 Tax Rate Schedule for Estates and Trusts (see the Schedule G instructions in the instructions for Form 1041)			33
34	Tax on all taxable income. Enter the smaller of line 32 or line 33 here and on Form 1041, Schedule G, line 1a (or Form 990-T, line 36)			34

**SCHEDULE D-1
(Form 1041)**

Department of the Treasury
Internal Revenue Service

**Continuation Sheet for Schedule D
(Form 1041)**

▶ See instructions for Schedule D (Form 1041).
▶ Attach to Schedule D to list additional transactions for lines 1a and 6a.

OMB No 1545-0092

2011

Name of estate or trust
MCCABE CATHOLIC CHARITIES

Employer identification number
36-6774682

Part I Short-Term Capital Gains and Losses - Assets Held One Year or Less

(a) Description of property (Example 100 sh 7% preferred of "Z" Co)	(b) Date acquired (mo, day, yr)	(c) Date sold (mo, day, yr)	(d) Sales price	(e) Cost or other basis (see instructions)	(f) Gain or (loss) Subtract (e) from (d)
1a 26. ACME PACKET INC COM	04/27/2011	08/16/2011	1,400.00	2,178.00	-778.00
27. ACME PACKET INC COM	04/27/2011	08/22/2011	1,104.00	2,261.00	-1,157.00
24. ACME PACKET INC COM	03/14/2011	08/22/2011	981.00	1,721.00	-740.00
8. ACME PACKET INC COM	03/14/2011	08/23/2011	343.00	574.00	-231.00
17. ACME PACKET INC COM	02/23/2011	08/23/2011	728.00	1,174.00	-446.00
15. ACME PACKET INC COM	02/23/2011	08/31/2011	705.00	1,036.00	-331.00
33. ACME PACKET INC COM	02/23/2011	08/31/2011	1,550.00	2,240.00	-690.00
63. AGILENT TECHNOLOGIES I	04/20/2011	08/19/2011	1,962.00	3,052.00	-1,090.00
36. AGILENT TECHNOLOGIES I	04/20/2011	08/22/2011	1,109.00	1,744.00	-635.00
4. AGILENT TECHNOLOGIES IN	04/13/2011	08/22/2011	123.00	187.00	-64.00
22. AGILENT TECHNOLOGIES I	04/13/2011	08/23/2011	698.00	1,027.00	-329.00
26. AGILENT TECHNOLOGIES, I	04/14/2011	08/23/2011	824.00	1,195.00	-371.00
34. AGILENT TECHNOLOGIES I	04/14/2011	08/25/2011	1,129.00	1,563.00	-434.00
75. AGILENT TECHNOLOGIES I	07/18/2011	08/25/2011	2,491.00	3,402.00	-911.00
19. AGILENT TECHNOLOGIES I	03/14/2011	08/25/2011	631.00	843.00	-212.00
20. AGILENT TECHNOLOGIES I	03/14/2011	08/31/2011	732.00	887.00	-155.00
12. AGILENT TECHNOLOGIES I	03/14/2011	10/07/2011	381.00	532.00	-151.00
18. AGILENT TECHNOLOGIES I	03/22/2011	10/07/2011	571.00	778.00	-207.00
46. AGILENT TECHNOLOGIES I	03/23/2011	10/07/2011	1,460.00	1,982.00	-522.00
41. AGILENT TECHNOLOGIES I	03/17/2011	10/07/2011	1,301.00	1,742.00	-441.00
54. AGILENT TECHNOLOGIES I	03/16/2011	10/07/2011	1,714.00	2,286.00	-572.00
39. AIR PRODUCTS AND CHEMI	02/16/2011	11/21/2011	3,098.00	3,670.00	-572.00
1996. ALLEGHENY TECHNOLOGI SR NT	01/18/2011	10/12/2011	2,518.00	3,244.00	-726.00
2004. ALLEGHENY TECHNOLOGI SR NT	01/14/2011	10/12/2011	2,528.00	3,130.00	-602.00

1b Total. Combine the amounts in column (f) Enter here and on Schedule D, line 1b

For Paperwork Reduction Act Notice, see the Instructions for Form 1041.

Schedule D-1 (Form 1041) 2011

**SCHEDULE D-1
(Form 1041)**

Department of the Treasury
Internal Revenue Service

**Continuation Sheet for Schedule D
(Form 1041)**

▶ See instructions for Schedule D (Form 1041).
▶ Attach to Schedule D to list additional transactions for lines 1a and 6a.

OMB No 1545-0092

2011

Name of estate or trust MCCABE CATHOLIC CHARITIES	Employer identification number 36-6774682
---	---

Part I Short-Term Capital Gains and Losses - Assets Held One Year or Less

(a) Description of property (Example 100 sh 7% preferred of "Z" Co)	(b) Date acquired (mo, day, yr)	(c) Date sold (mo, day, yr)	(d) Sales price	(e) Cost or other basis (see instructions)	(f) Gain or (loss) Subtract (e) from (d)
1a 13. AMAZON COM INC	08/30/2011	10/26/2011	2,614.00	2,755.00	-141.00
19. AMAZON COM INC	08/30/2011	12/01/2011	3,746.00	4,027.00	-281.00
2. AMAZON COM INC	08/30/2011	12/20/2011	365.00	424.00	-59.00
3. AMERICAN EXPRESS CO	11/18/2011	05/07/2012	181.00	141.00	40.00
10. APPLE COMPUTER INCORPO	09/27/2011	11/11/2011	3,871.00	4,061.00	-190.00
11. APPLE COMPUTER INCORPO	04/19/2012	05/10/2012	6,293.00	6,560.00	-267.00
80. AUTOMATIC DATA PROCESS	12/06/2010	11/16/2011	4,127.00	3,738.00	389.00
16. AUTOMATIC DATA PROCESS	12/06/2010	11/16/2011	825.00	747.00	78.00
1. AUTOMATIC DATA PROCESSI	12/06/2010	11/17/2011	50.00	47.00	3.00
19. AUTOMATIC DATA PROCESS	12/06/2010	11/17/2011	959.00	884.00	75.00
93. BB&T CORPORATION	02/16/2011	11/09/2011	2,167.00	2,677.00	-510.00
29. BB&T CORPORATION	01/14/2011	11/09/2011	676.00	807.00	-131.00
78. BB&T CORPORATION	01/14/2011	11/09/2011	1,817.00	2,142.00	-325.00
42. BB&T CORPORATION	01/13/2011	11/09/2011	978.00	1,134.00	-156.00
1. BB&T CORPORATION	01/13/2011	11/09/2011	24.00	27.00	-3.00
60. BB&T CORPORATION	01/13/2011	11/09/2011	1,411.00	1,617.00	-206.00
13. BAIDU COM INC SPONSORE	05/12/2011	08/19/2011	1,662.00	2,125.00	-463.00 *
2. BLACKROCK INC CL A	11/09/2011	05/07/2012	369.00	314.00	55.00
11. BRISTOL MYERS SQUIBB C	09/23/2011	05/07/2012	369.00	340.00	29.00
79. CARNIVAL CORP PAIRED C	05/04/2011	09/06/2011	2,385.00	3,075.00	-690.00
40. CARNIVAL CORP PAIRED C	05/04/2011	09/06/2011	1,210.00	1,557.00	-347.00
36. CARNIVAL CORP PAIRED C	05/04/2011	09/06/2011	1,089.00	1,395.00	-306.00
29. COACH INC COM	06/30/2011	08/19/2011	1,333.00	1,853.00	-520.00
37. COACH INC COM	06/30/2011	08/22/2011	1,748.00	2,365.00	-617.00

1b Total. Combine the amounts in column (f) Enter here and on Schedule D, line 1b

For Paperwork Reduction Act Notice, see the Instructions for Form 1041.

Schedule D-1 (Form 1041) 2011

**SCHEDULE D-1
(Form 1041)**

**Continuation Sheet for Schedule D
(Form 1041)**

OMB No 1545-0092

2011

Department of the Treasury
Internal Revenue Service

▶ See instructions for Schedule D (Form 1041).
▶ Attach to Schedule D to list additional transactions for lines 1a and 6a.

Name of estate or trust MCCABE CATHOLIC CHARITIES	Employer identification number 36-6774682
---	---

Part I Short-Term Capital Gains and Losses - Assets Held One Year or Less

(a) Description of property (Example 100 sh 7% preferred of "Z" Co)	(b) Date acquired (mo, day, yr)	(c) Date sold (mo, day, yr)	(d) Sales price	(e) Cost or other basis (see instructions)	(f) Gain or (loss) Subtract (e) from (d)
1a 21. COACH INC COM	06/29/2011	08/22/2011	992.00	1,306.00	-314.00
25. COACH INC COM	03/21/2012	04/23/2012	1,880.00	1,971.00	-91.00
12. COACH INC COM	03/21/2012	06/21/2012	730.00	946.00	-216.00
10. COACH INC COM	03/20/2012	06/21/2012	608.00	782.00	-174.00
24. COACH INC COM	06/29/2011	06/21/2012	1,460.00	1,493.00	-33.00
10. COGNIZANT TECHNOLOGY S CORP CL A	09/27/2011	02/03/2012	734.00	676.00	58.00
51. COGNIZANT TECHNOLOGY S CORP CL A	09/27/2011	02/06/2012	3,712.00	3,447.00	265.00
126. COLGATE PALMOLIVE CO	05/04/2011	11/22/2011	11,129.00	10,791.00	338.00
23. COLGATE PALMOLIVE CO	05/04/2011	11/23/2011	1,992.00	1,970.00	22.00
61. COLGATE PALMOLIVE CO	05/04/2011	11/23/2011	5,282.00	5,219.00	63.00
33. CONTINENTAL RES INC OKL	03/22/2011	08/23/2011	1,685.00	2,271.00	-586.00
30. CONTINENTAL RES INC OKL	03/21/2011	08/23/2011	1,532.00	2,035.00	-503.00
3. CONTINENTAL RES INC OKL	03/21/2011	09/01/2011	163.00	204.00	-41.00
17. CONTINENTAL RES INC OKL	05/31/2011	09/01/2011	925.00	1,148.00	-223.00
20. CONTINENTAL RES INC OKL	05/31/2011	09/07/2011	1,059.00	1,350.00	-291.00
2. CONTINENTAL RES INC OKL	05/27/2011	09/07/2011	106.00	133.00	-27.00
2. CONTINENTAL RES INC OKL	05/27/2011	09/08/2011	105.00	133.00	-28.00
23. CONTINENTAL RES INC OKL	03/18/2011	09/08/2011	1,210.00	1,518.00	-308.00
13. CUMMINS ENGINE INC	09/27/2011	06/21/2012	1,213.00	1,215.00	-2.00
22. CUMMINS ENGINE INC	09/27/2011	06/22/2012	1,982.00	2,055.00	-73.00
31. DANAHER CORPORATION	06/28/2011	08/19/2011	1,264.00	1,614.00	-350.00 *
31. DANAHER CORPORATION	07/09/2011	11/16/2011	1,523.00	1,751.00	-228.00
1. DANAHER CORPORATION	08/31/2011	05/15/2012	53.00	46.00	7.00
7. DANAHER CORPORATION	10/07/2011	05/15/2012	372.00	298.00	74.00

1b Total. Combine the amounts in column (f). Enter here and on Schedule D, line 1b

For Paperwork Reduction Act Notice, see the Instructions for Form 1041.

Schedule D-1 (Form 1041) 2011

JSA
1F1221 2 000

**SCHEDULE D-1
(Form 1041)**

Department of the Treasury
Internal Revenue Service

**Continuation Sheet for Schedule D
(Form 1041)**

▶ See instructions for Schedule D (Form 1041).
▶ Attach to Schedule D to list additional transactions for lines 1a and 6a.

OMB No 1545-0092

2011

Name of estate or trust: **MCCABE CATHOLIC CHARITIES** Employer identification number: **36-6774682**

Part I Short-Term Capital Gains and Losses - Assets Held One Year or Less

(a) Description of property (Example 100 sh 7% preferred of "Z" Co)	(b) Date acquired (mo, day, yr)	(c) Date sold (mo, day, yr)	(d) Sales price	(e) Cost or other basis (see instructions)	(f) Gain or (loss) Subtract (e) from (d)
1a 5. DANAHER CORPORATION	10/07/2011	05/24/2012	263.00	213.00	50.00
25. DECKERS OUTDOOR CORP	12/28/2011	06/20/2012	1,177.00	2,111.00	-934.00
12. DECKERS OUTDOOR CORP	01/25/2012	06/20/2012	565.00	986.00	-421.00
21. DECKERS OUTDOOR CORP	02/24/2012	06/20/2012	989.00	1,675.00	-686.00
13. DECKERS OUTDOOR CORP	12/29/2011	06/21/2012	610.00	1,024.00	-414.00
4. DIGITAL RLTY TR INC REI	12/09/2011	05/07/2012	295.00	259.00	36.00
6. DOVER CORPORATION	11/21/2011	05/07/2012	355.00	305.00	50.00
25. DOW CHEMICAL COMPANY	09/23/2010	07/01/2011	906.00	676.00	230.00
47. EATON CORPORATION	04/21/2011	08/22/2011	1,782.00	2,528.00	-746.00
9. EATON CORPORATION	04/21/2011	08/23/2011	348.00	484.00	-136.00
39. EATON CORPORATION	04/20/2011	08/23/2011	1,508.00	2,087.00	-579.00
35. EATON CORPORATION	03/21/2011	08/23/2011	1,354.00	1,854.00	-500.00
5. EATON CORPORATION	03/21/2011	09/01/2011	210.00	265.00	-55.00
25. EATON CORPORATION	01/27/2011	09/01/2011	1,051.00	1,312.00	-261.00
49. EATON CORPORATION	01/27/2011	09/02/2011	1,995.00	2,572.00	-577.00
21. EATON CORPORATION	03/18/2011	09/02/2011	855.00	1,087.00	-232.00
44. EATON CORPORATION	10/14/2011	11/07/2011	1,980.00	1,868.00	112.00
4. EATON CORPORATION	03/14/2011	11/07/2011	180.00	205.00	-25.00 *
16. EATON CORPORATION	03/18/2011	11/07/2011	720.00	828.00	-108.00 *
16. EATON CORPORATION	02/20/2011	11/16/2011	729.00	781.00	-52.00
4. EATON CORPORATION	02/16/2011	11/16/2011	182.00	194.00	-12.00
31. EATON CORPORATION	10/14/2011	11/16/2011	1,413.00	1,316.00	97.00
14. EATON CORPORATION	10/14/2011	01/05/2012	639.00	594.00	45.00
6. EATON CORPORATION	10/14/2011	01/06/2012	272.00	255.00	17.00

1b Total. Combine the amounts in column (f). Enter here and on Schedule D, line 1b

For Paperwork Reduction Act Notice, see the Instructions for Form 1041.

Schedule D-1 (Form 1041) 2011

SCHEDULE D-1
(Form 1041)

Continuation Sheet for Schedule D
(Form 1041)

OMB No 1545-0092

2011

Department of the Treasury
Internal Revenue Service

▶ See instructions for Schedule D (Form 1041).
▶ Attach to Schedule D to list additional transactions for lines 1a and 6a.

Name of estate or trust
MCCABE CATHOLIC CHARITIES

Employer identification number
36-6774682

Part I Short-Term Capital Gains and Losses - Assets Held One Year or Less

(a) Description of property (Example 100 sh 7% preferred of "Z" Co)	(b) Date acquired (mo., day, yr.)	(c) Date sold (mo., day, yr.)	(d) Sales price	(e) Cost or other basis (see instructions)	(f) Gain or (loss) Subtract (e) from (d)
1a 32. EATON CORPORATION	10/12/2011	01/06/2012	1,451.00	1,347.00	104.00
46. EATON CORPORATION	10/12/2011	03/13/2012	2,297.00	1,936.00	361.00
7. EATON CORPORATION	10/12/2011	03/15/2012	354.00	295.00	59.00
6. EMERSON ELEC CO	11/21/2011	05/07/2012	293.00	292.00	1.00
14. ENSCO PLC SPONSORED AD	02/16/2011	09/13/2011	666.00	750.00	-84.00
34. ENSCO PLC SPONSORED AD	02/16/2011	09/13/2011	1,618.00	1,819.00	-201.00
21. ENSCO PLC SPONSORED AD	01/14/2011	09/13/2011	999.00	1,109.00	-110.00
10. ENSCO PLC SPONSORED AD	01/13/2011	09/13/2011	476.00	527.00	-51.00
64. ENSCO PLC SPONSORED AD	01/13/2011	09/13/2011	3,046.00	3,361.00	-315.00
5. F5 NETWORKS INC	02/07/2011	07/22/2011	507.00	632.00	-125.00
17. F5 NETWORKS INC	11/30/2010	07/22/2011	1,723.00	2,133.00	-410.00
15. F5 NETWORKS INC	12/24/2010	07/22/2011	1,521.00	1,866.00	-345.00
6. F5 NETWORKS INC	01/16/2011	07/22/2011	608.00	696.00	-88.00
30. F5 NETWORKS INC	01/20/2011	07/22/2011	3,041.00	3,330.00	-289.00
4. GALLAGHER ARTHUR J & CO	11/16/2011	05/07/2012	145.00	125.00	20.00
42. GENERAL MTRS CO CONV P	01/13/2011	10/26/2011	1,687.00	2,365.00	-678.00
4. GENERAL MTRS CO CONV PF	01/13/2011	10/26/2011	161.00	224.00	-63.00
38. GENERAL MTRS CO CONV P	01/14/2011	10/26/2011	1,526.00	2,127.00	-601.00
111. GENERAL MTRS CO CONV	12/06/2010	10/26/2011	4,459.00	5,719.00	-1,260.00
102. GENERAL MTRS CO CONV	12/01/2010	10/26/2011	4,097.00	5,255.00	-1,158.00
105. GENERAL MTRS CO CONV	11/23/2010	10/26/2011	4,218.00	5,253.00	-1,035.00
5. GLAXO PLC	04/10/2012	05/07/2012	234.00	225.00	9.00
7. GOOGLE INC CL A	07/15/2011	08/19/2011	3,462.00	4,153.00	-691.00 *
5. GOOGLE INC CL A	07/26/2011	02/03/2012	2,974.00	3,204.00	-230.00

1b Total. Combine the amounts in column (f). Enter here and on Schedule D, line 1b

For Paperwork Reduction Act Notice, see the Instructions for Form 1041.

Schedule D-1 (Form 1041) 2011

JSA
1F1221 2 000

**SCHEDULE D-1
(Form 1041)**

Department of the Treasury
Internal Revenue Service

**Continuation Sheet for Schedule D
(Form 1041)**

▶ See instructions for Schedule D (Form 1041).
▶ Attach to Schedule D to list additional transactions for lines 1a and 6a.

OMB No 1545-0092

2011

Name of estate or trust
MCCABE CATHOLIC CHARITIES

Employer identification number
36-6774682

Part I Short-Term Capital Gains and Losses - Assets Held One Year or Less

(a) Description of property (Example 100 sh 7% preferred of "Z" Co)	(b) Date acquired (mo, day, yr)	(c) Date sold (mo, day, yr)	(d) Sales price	(e) Cost or other basis (see instructions)	(f) Gain or (loss) Subtract (e) from (d)
1a 2. GOOGLE INC CL A	07/26/2011	04/23/2012	1,193.00	1,282.00	-89.00
5. GOOGLE INC CL A	11/11/2011	04/23/2012	2,983.00	3,033.00	-50.00
3. GOOGLE INC CL A	11/11/2011	04/30/2012	1,812.00	1,820.00	-8.00
6. GOOGLE INC CL A	11/11/2011	06/21/2012	3,399.00	3,640.00	-241.00
9. GOOGLE INC CL A	07/15/2011	06/21/2012	5,098.00	5,339.00	-241.00
6. GOOGLE INC CL A	10/14/2011	06/21/2012	3,399.00	3,546.00	-147.00
59. GREEN MTN COFFEE INC C	06/08/2011	11/28/2011	3,018.00	4,481.00	-1,463.00
14. GREEN MTN COFFEE INC C	04/05/2011	11/28/2011	716.00	922.00	-206.00
56. GREEN MTN COFFEE INC C	04/05/2011	11/29/2011	2,767.00	3,689.00	-922.00
132. HALLIBURTON CO	07/21/2011	06/07/2012	3,713.00	7,459.00	-3,746.00
3. HALLIBURTON CO	08/30/2011	06/28/2012	83.00	131.00	-48.00
9. HEINZ H J CO	11/14/2011	05/07/2012	485.00	483.00	2.00
11. HONEYWELL INTERNATIONAL	11/21/2011	05/07/2012	655.00	559.00	96.00
121. KELLOGG CO	03/04/2011	11/14/2011	6,006.00	6,569.00	-563.00
93. KELLOGG CO	03/07/2011	11/14/2011	4,616.00	5,031.00	-415.00
6. KIMBERLY CLARK CORP COM	11/14/2011	05/07/2012	475.00	427.00	48.00
56. ESTEE LAUDER COMPANIES	04/19/2011	01/05/2012	6,308.00	5,305.00	1,003.00
10. ESTEE LAUDER COMPANIES	08/25/2011	01/05/2012	1,127.00	934.00	193.00
5. ESTEE LAUDER COMPANIES	08/25/2011	01/06/2012	559.00	467.00	92.00
1. ESTEE LAUDER COMPANIES	08/24/2011	01/06/2012	112.00	93.00	19.00
23. ESTEE LAUDER COMPANIES	08/24/2011	01/10/2012	2,587.00	2,145.00	442.00
14. ESTEE LAUDER COMPANIES	08/15/2011	01/10/2012	1,575.00	1,305.00	270.00
41. ESTEE LAUDER COMPANIES	08/15/2011	04/19/2012	2,570.00	1,911.00	659.00
1. LIMITED BRANDS INC COM	10/12/2011	05/07/2012	50.00	43.00	7.00

1b Total. Combine the amounts in column (f). Enter here and on Schedule D, line 1b

For Paperwork Reduction Act Notice, see the Instructions for Form 1041.

Schedule D-1 (Form 1041) 2011

**SCHEDULE D-1
(Form 1041)**

Department of the Treasury
Internal Revenue Service

**Continuation Sheet for Schedule D
(Form 1041)**

▶ See instructions for Schedule D (Form 1041).
▶ Attach to Schedule D to list additional transactions for lines 1a and 6a.

OMB No 1545-0092

2011

Name of estate or trust: **MCCABE CATHOLIC CHARITIES** Employer identification number: **36-6774682**

Part I Short-Term Capital Gains and Losses - Assets Held One Year or Less

(a) Description of property (Example 100 sh 7% preferred of "Z" Co)	(b) Date acquired (mo, day, yr)	(c) Date sold (mo, day, yr)	(d) Sales price	(e) Cost or other basis (see instructions)	(f) Gain or (loss) Subtract (e) from (d)
1a 4. LIMITED BRANDS INC COM	10/12/2011	05/07/2012	201.00	170.00	31.00
167. LINEAR TECHNOLOGY CORP	11/16/2011	01/05/2012	5,036.00	5,351.00	-315.00
58. MCDONALDS CORP	09/27/2011	04/19/2012	5,500.00	5,274.00	226.00
10. MCDONALDS CORP	06/29/2011	04/19/2012	948.00	844.00	104.00
2. MCDONALDS CORP	11/18/2011	05/07/2012	191.00	186.00	5.00
26. MEAD JOHNSON NUTRITION	08/31/2011	05/01/2012	2,218.00	1,847.00	371.00
3. MONSANTO CO NEW COM	09/22/2010	07/27/2011	222.00	163.00	59.00
34. NATIONAL OILWELL VARCO	07/22/2011	06/28/2012	2,106.00	2,789.00	-683.00 *
1. NORFOLK SOUTHERN CORP	11/18/2011	05/07/2012	72.00	73.00	-1.00
10. ORACLE SYS CORP	12/29/2010	08/12/2011	274.00	329.00	-55.00
17. ORACLE SYS CORP	02/22/2011	08/12/2011	465.00	555.00	-90.00
28. ORACLE SYS CORP	02/22/2011	08/15/2011	774.00	914.00	-140.00
22. ORACLE SYS CORP	02/22/2011	08/15/2011	600.00	718.00	-118.00
56. ORACLE SYS CORP	06/29/2011	08/15/2011	1,527.00	1,819.00	-292.00
17. ORACLE SYS CORP	06/29/2011	08/22/2011	426.00	552.00	-126.00
15. ORACLE SYS CORP	02/21/2011	08/22/2011	376.00	487.00	-111.00
44. ORACLE SYS CORP	01/07/2011	08/22/2011	1,102.00	1,427.00	-325.00
84. ORACLE SYS CORP	10/19/2010	08/22/2011	2,104.00	2,440.00	-336.00
182. ORACLE SYS CORP	10/15/2010	08/22/2011	4,559.00	5,204.00	-645.00
29. ORACLE SYS CORP	11/18/2010	08/22/2011	726.00	823.00	-97.00
32. PNC BK CORP	12/29/2010	07/19/2011	1,783.00	1,956.00	-173.00
3. PPG INDUSTRIES INC	06/29/2011	08/22/2011	207.00	267.00	-60.00
32. PPG INDUSTRIES INC	06/29/2011	08/23/2011	2,256.00	2,852.00	-596.00
51. PACCAR INCORPORATED	04/15/2011	08/31/2011	1,901.00	2,604.00	-703.00

1b Total. Combine the amounts in column (f) Enter here and on Schedule D, line 1b

For Paperwork Reduction Act Notice, see the Instructions for Form 1041.

Schedule D-1 (Form 1041) 2011

**SCHEDULE D-1
(Form 1041)**

Department of the Treasury
Internal Revenue Service

**Continuation Sheet for Schedule D
(Form 1041)**

▶ See instructions for Schedule D (Form 1041).
▶ Attach to Schedule D to list additional transactions for lines 1a and 6a.

OMB No 1545-0092

2011

Name of estate or trust: **MCCABE CATHOLIC CHARITIES** Employer identification number: **36-6774682**

Part I Short-Term Capital Gains and Losses - Assets Held One Year or Less

(a) Description of property (Example 100 sh 7% preferred of "Z" Co)	(b) Date acquired (mo, day, yr)	(c) Date sold (mo, day, yr)	(d) Sales price	(e) Cost or other basis (see instructions)	(f) Gain or (loss) Subtract (e) from (d)
1a 64. PACCAR INCORPORATED	04/15/2011	08/31/2011	2,386.00	3,235.00	-849.00
3. PFIZER INC	08/30/2011	05/07/2012	68.00	57.00	11.00
7. PRAXAIR INCORPORATED	06/29/2011	07/20/2011	744.00	742.00	2.00
19. PRAXAIR INCORPORATED	06/28/2011	07/20/2011	2,019.00	2,012.00	7.00
9. PRAXAIR INCORPORATED	12/02/2010	07/20/2011	957.00	845.00	112.00
11. PRECISION CASTPARTS CO	06/29/2011	08/31/2011	1,790.00	1,783.00	7.00
9. PRECISION CASTPARTS COR	06/29/2011	06/27/2012	1,468.00	1,458.00	10.00
4. PRICELINE COM INC COM	08/30/2011	09/16/2011	2,102.00	2,153.00	-51.00
6. PRICELINE COM INC COM	06/28/2011	09/16/2011	3,154.00	2,965.00	189.00
6. PRICELINE COM INC COM	06/28/2011	02/28/2012	3,819.00	2,965.00	854.00
8. PRICELINE COM INC COM	05/01/2012	06/20/2012	5,366.00	6,035.00	-669.00
2. PROCTER & GAMBLE CO COM	11/14/2011	05/07/2012	129.00	127.00	2.00
141. PUBLIC SERVICE ENTERP INC	11/16/2011	06/06/2012	4,409.00	4,638.00	-229.00
150. PUBLIC SERVICE ENTERP INC	11/16/2011	06/06/2012	4,690.00	4,924.00	-234.00
60. PUBLIC SERVICE ENTERPR INC	11/17/2011	06/06/2012	1,876.00	1,961.00	-85.00
1. PUBLIC STORAGE INC	12/09/2011	05/07/2012	141.00	130.00	11.00
6. RPM INCORPORATED OHIO	11/22/2011	05/07/2012	158.00	135.00	23.00
3. RAYTHEON CO COM NEW	11/21/2011	05/07/2012	161.00	130.00	31.00
55. RED HAT INC 00	09/27/2011	12/21/2011	2,184.00	2,461.00	-277.00
19. RED HAT INC 00	07/18/2011	12/21/2011	754.00	817.00	-63.00
52. RED HAT INC 00	07/18/2011	12/21/2011	2,076.00	2,235.00	-159.00
37. RED HAT INC 00	07/18/2011	12/22/2011	1,489.00	1,590.00	-101.00
25. RED HAT INC 00	08/31/2011	12/22/2011	1,006.00	987.00	19.00
9. RED HAT INC 00	09/01/2011	12/22/2011	362.00	346.00	16.00

1b Total. Combine the amounts in column (f) Enter here and on Schedule D, line 1b

For Paperwork Reduction Act Notice, see the Instructions for Form 1041.

Schedule D-1 (Form 1041) 2011

**SCHEDULE D-1
(Form 1041)**

**Continuation Sheet for Schedule D
(Form 1041)**

OMB No 1545-0092

2011

Department of the Treasury
Internal Revenue Service

▶ See instructions for Schedule D (Form 1041).
▶ Attach to Schedule D to list additional transactions for lines 1a and 6a.

Name of estate or trust MCCABE CATHOLIC CHARITIES	Employer identification number 36-6774682
---	---

Part I Short-Term Capital Gains and Losses - Assets Held One Year or Less

(a) Description of property (Example 100 sh 7% preferred of "Z" Co)	(b) Date acquired (mo, day, yr)	(c) Date sold (mo, day, yr)	(d) Sales price	(e) Cost or other basis (see instructions)	(f) Gain or (loss) Subtract (e) from (d)
1a 81. RED HAT INC 00	08/16/2011	12/22/2011	3,259.00	3,063.00	196.00
7. ROCKWELL INTL CORP	04/13/2011	08/19/2011	376.00	645.00	-269.00
3. ROCKWELL INTL CORP	04/13/2011	08/23/2011	166.00	277.00	-111.00
14. ROCKWELL INTL CORP	04/12/2011	08/23/2011	773.00	1,284.00	-511.00
25. ROCKWELL INTL CORP	04/19/2011	08/23/2011	1,380.00	2,287.00	-907.00
5. ROCKWELL INTL CORP	04/27/2011	08/23/2011	276.00	446.00	-170.00
25. ROCKWELL INTL CORP	04/27/2011	08/31/2011	1,601.00	2,231.00	-630.00
27. ROCKWELL INTL CORP	04/27/2011	09/01/2011	1,718.00	2,410.00	-692.00
2. ROCKWELL INTL CORP	04/27/2011	09/07/2011	118.00	179.00	-61.00
24. ROCKWELL INTL CORP	02/24/2011	09/07/2011	1,421.00	2,085.00	-664.00
27. ROCKWELL INTL CORP	03/14/2011	09/16/2011	1,604.00	2,341.00	-737.00
26. ROCKWELL INTL CORP	02/23/2011	09/16/2011	1,545.00	2,224.00	-679.00
15. ROCKWELL INTL CORP	02/23/2011	09/16/2011	891.00	1,278.00	-387.00
39. ROCKWELL INTL CORP	02/23/2011	10/07/2011	2,328.00	3,324.00	-996.00
33. ROCKWELL INTL CORP	06/21/2011	10/07/2011	1,970.00	2,699.00	-729.00
1. ROYAL DUTCH SHELL PLC S CL A	03/01/2012	05/07/2012	70.00	73.00	-3.00
9. SALESFORCE.COM INC COMM	06/28/2011	08/19/2011	1,005.00	1,326.00	-321.00
1. SALESFORCE.COM INC COMM	09/02/2010	08/19/2011	112.00	119.00	-7.00
22. SOTHEBYS HLDGS INC CL	04/21/2011	12/13/2011	644.00	1,112.00	-468.00
9. SOTHEBYS HLDGS INC CL A	04/21/2011	12/14/2011	250.00	455.00	-205.00
18. SOTHEBYS HLDGS INC CL	05/10/2011	12/14/2011	500.00	776.00	-276.00
7. SOTHEBYS HLDGS INC CL A	05/10/2011	12/15/2011	195.00	302.00	-107.00
77. STARBUCKS CORP	08/24/2011	02/03/2012	3,719.00	2,878.00	841.00
5. STARBUCKS CORP	03/24/2011	02/03/2012	242.00	183.00	59.00

1b Total. Combine the amounts in column (f) Enter here and on Schedule D, line 1b

For Paperwork Reduction Act Notice, see the Instructions for Form 1041.

Schedule D-1 (Form 1041) 2011

JSA
1F1221 2 000

**SCHEDULE D-1
(Form 1041)**

**Continuation Sheet for Schedule D
(Form 1041)**

OMB No 1545-0092

2011

Department of the Treasury
Internal Revenue Service

▶ See instructions for Schedule D (Form 1041).
▶ Attach to Schedule D to list additional transactions for lines 1a and 6a.

Name of estate or trust: **MCCABE CATHOLIC CHARITIES** Employer identification number: **36-6774682**

Part I Short-Term Capital Gains and Losses - Assets Held One Year or Less

(a) Description of property (Example 100 sh 7% preferred of "Z" Co)	(b) Date acquired (mo, day, yr)	(c) Date sold (mo, day, yr)	(d) Sales price	(e) Cost or other basis (see instructions)	(f) Gain or (loss) Subtract (e) from (d)
1a 40. STARBUCKS CORP	05/13/2011	04/23/2012	2,342.00	1,448.00	894.00
48. STARBUCKS CORP	05/13/2011	05/02/2012	2,767.00	1,738.00	1,029.00
36. TJX COMPANIES INCORPOR	05/05/2011	11/16/2011	2,199.00	1,923.00	276.00
3. TJX COMPANIES INCORPORA	11/18/2011	05/07/2012	125.00	90.00	35.00
76. TJX COMPANIES INCORPOR	06/29/2011	06/14/2012	3,191.00	1,979.00	1,212.00
96. TARGET CORP	11/18/2011	03/21/2012	5,561.00	5,100.00	461.00
7. TEXAS INSTRS INC	11/16/2011	05/07/2012	215.00	224.00	-9.00
81. 3M CO COM	12/06/2010	11/17/2011	6,554.00	7,056.00	-502.00
13. 3M CO COM	12/06/2010	11/17/2011	1,052.00	1,128.00	-76.00
8. TIFFANY & COMPANY NEW	01/12/2011	07/01/2011	635.00	489.00	146.00
65. TIFFANY & COMPANY NEW	01/12/2011	07/27/2011	5,225.00	3,971.00	1,254.00
2. TIFFANY & COMPANY NEW	01/11/2011	07/27/2011	161.00	121.00	40.00
29. TIFFANY & COMPANY NEW	01/11/2011	11/23/2011	2,037.00	1,757.00	280.00
52. TIME WARNER INC NEW CO	02/28/2011	08/12/2011	1,551.00	1,986.00	-435.00
56. TIME WARNER INC NEW CO	02/28/2011	08/15/2011	1,694.00	2,139.00	-445.00
15. TIME WARNER INC NEW CO	03/03/2011	08/15/2011	454.00	568.00	-114.00
42. TIME WARNER INC NEW CO	03/03/2011	08/19/2011	1,173.00	1,589.00	-416.00
39. TIME WARNER INC NEW CO	03/04/2011	08/19/2011	1,089.00	1,445.00	-356.00
35. TIME WARNER INC NEW CO	03/04/2011	08/22/2011	974.00	1,296.00	-322.00
30. TIME WARNER INC NEW CO	04/21/2011	08/22/2011	835.00	1,092.00	-257.00
99. TIME WARNER INC NEW CO	04/21/2011	03/13/2012	3,607.00	3,604.00	3.00
74. TIME WARNER INC NEW CO	06/29/2011	03/15/2012	2,652.00	2,674.00	-22.00
78. TIME WARNER INC NEW CO	12/23/2011	03/15/2012	2,795.00	2,790.00	5.00
21. TIME WARNER INC NEW CO	12/23/2011	03/16/2012	755.00	751.00	4.00

1b Total. Combine the amounts in column (f). Enter here and on Schedule D, line 1b

For Paperwork Reduction Act Notice, see the Instructions for Form 1041.

Schedule D-1 (Form 1041) 2011

JSA
1F1221 2 000

SCHEDULE D-1
(Form 1041)

Continuation Sheet for Schedule D
(Form 1041)

OMB No 1545-0092

2011

Department of the Treasury
Internal Revenue Service

▶ See instructions for Schedule D (Form 1041).
▶ Attach to Schedule D to list additional transactions for lines 1a and 6a.

Name of estate or trust MCCABE CATHOLIC CHARITIES	Employer identification number 36-6774682
--	--

Part I Short-Term Capital Gains and Losses - Assets Held One Year or Less

(a) Description of property (Example 100 sh 7% preferred of "Z" Co)	(b) Date acquired (mo, day, yr)	(c) Date sold (mo, day, yr)	(d) Sales price	(e) Cost or other basis (see instructions)	(f) Gain or (loss) Subtract (e) from (d)
1a 34. TIME WARNER INC NEW CO	04/13/2011	03/16/2012	1,222.00	1,213.00	9.00
49. TIME WARNER INC NEW CO	06/28/2011	03/16/2012	1,761.00	1,747.00	14.00
93. TIME WARNER INC NEW CO	04/14/2011	03/16/2012	3,341.00	3,292.00	49.00
24. TIME WARNER INC NEW CO	04/14/2011	03/19/2012	864.00	850.00	14.00
2. TIME WARNER INC NEW COM	10/26/2011	05/07/2012	72.00	69.00	3.00
19. US BANCORP DEL COM NEW	10/22/2010	08/19/2011	392.00	449.00	-57.00
85. US BANCORP DEL COM NEW	10/22/2010	08/22/2011	1,742.00	2,007.00	-265.00
23. UNION PAC CORP COM	12/27/2011	06/20/2012	2,692.00	2,438.00	254.00
2. UNION PAC CORP COM	12/27/2011	06/22/2012	228.00	212.00	16.00
16. UNION PAC CORP COM	12/23/2011	06/22/2012	1,825.00	1,687.00	138.00
13. UNION PAC CORP COM	12/23/2011	06/25/2012	1,477.00	1,370.00	107.00
35. UNITED PARCEL SERVICE	02/16/2011	11/21/2011	2,376.00	2,637.00	-261.00
43. UNITED PARCEL SERVICE	01/14/2011	11/21/2011	2,919.00	3,121.00	-202.00
25. UNITED PARCEL SERVICE	01/13/2011	11/21/2011	1,697.00	1,806.00	-109.00
41. UNITED PARCEL SERVICE	01/13/2011	11/21/2011	2,783.00	2,961.00	-178.00
12. UNITED PARCEL SERVICE	01/13/2011	11/21/2011	815.00	866.00	-51.00
88. UNITED PARCEL SERVICE	12/06/2010	11/21/2011	5,974.00	6,315.00	-341.00
26. UNITED PARCEL SERVICE	12/06/2010	11/21/2011	1,765.00	1,858.00	-93.00
22. VERIZON COMMUNICATIONS	11/16/2011	05/07/2012	893.00	808.00	85.00
11. VISA INC CL A COM	07/14/2011	10/05/2011	920.00	968.00	-48.00
17. VISA INC CL A COM	07/15/2011	10/05/2011	1,421.00	1,496.00	-75.00
36. VISA INC CL A COM	07/15/2011	05/15/2012	4,221.00	3,168.00	1,053.00
4. VISA INC CL A COM	07/12/2011	05/15/2012	469.00	351.00	118.00
23. VISA INC CL A COM	07/12/2011	05/17/2012	2,704.00	2,020.00	684.00

1b Total. Combine the amounts in column (f). Enter here and on Schedule D, line 1b

For Paperwork Reduction Act Notice, see the Instructions for Form 1041.

Schedule D-1 (Form 1041) 2011

**SCHEDULE D-1
(Form 1041)**

**Continuation Sheet for Schedule D
(Form 1041)**

OMB No 1545-0092

Department of the Treasury
Internal Revenue Service

▶ See instructions for Schedule D (Form 1041).
▶ Attach to Schedule D to list additional transactions for lines 1a and 6a.

2011

Name of estate or trust: **MCCABE CATHOLIC CHARITIES**
Employer identification number: **36-6774682**

Part I Short-Term Capital Gains and Losses - Assets Held One Year or Less

(a) Description of property (Example 100 sh. 7% preferred of "Z" Co)	(b) Date acquired (mo., day, yr)	(c) Date sold (mo., day, yr)	(d) Sales price	(e) Cost or other basis (see instructions)	(f) Gain or (loss) Subtract (e) from (d)
1a 9. WAL-MART STORES INCORPO	11/09/2011	05/07/2012	533.00	523.00	10.00
13. WASTE MANAGEMENT INC	11/17/2011	05/07/2012	442.00	401.00	41.00
3. WELLS FARGO COMPANY	03/21/2012	05/07/2012	101.00	102.00	-1.00
1. WISCONSIN ENERGY CORPOR	02/14/2012	05/07/2012	36.00	34.00	2.00
12. WYNN RESORTS LTD COM	08/31/2011	04/23/2012	1,504.00	1,842.00	-338.00
36. YOUKU INC ADR	06/28/2011	06/18/2012	871.00	1,303.00	-432.00
15. YOUKU INC ADR	06/28/2011	06/19/2012	365.00	543.00	-178.00
21. YOUKU INC ADR	07/01/2011	06/19/2012	511.00	750.00	-239.00
31. YOUKU INC ADR	06/30/2011	06/19/2012	754.00	1,061.00	-307.00
41. YOUKU INC ADR	06/30/2011	06/20/2012	987.00	1,404.00	-417.00
27. YUM BRANDS INC COM	07/08/2011	02/14/2012	1,725.00	1,490.00	235.00
5. YUM BRANDS INC COM	07/08/2011	02/17/2012	326.00	276.00	50.00
27. YUM BRANDS INC COM	08/24/2011	02/17/2012	1,760.00	1,413.00	347.00
9. YUM BRANDS INC COM	08/25/2011	02/17/2012	587.00	467.00	120.00
20. YUM BRANDS INC COM	08/25/2011	05/17/2012	1,382.00	1,037.00	345.00
42. ACCENTURE PLC CL A COM	09/20/2011	06/26/2012	2,369.00	2,318.00	51.00
74. ACE LTD COM	01/13/2011	10/21/2011	5,139.00	4,499.00	640.00
22. ACE LTD COM	01/13/2011	10/21/2011	1,528.00	1,337.00	191.00
91. ACE LTD COM	01/14/2011	10/21/2011	6,320.00	5,529.00	791.00
41. TE CONNECTIVITY LTD CO	01/14/2011	11/18/2011	1,349.00	1,499.00	-150.00
27. TE CONNECTIVITY LTD CO	01/13/2011	11/18/2011	888.00	984.00	-96.00
68. TE CONNECTIVITY LTD CO	01/13/2011	11/18/2011	2,238.00	2,475.00	-237.00
93. TRANSOCEAN LTD COM	09/13/2011	03/01/2012	4,929.00	5,198.00	-269.00
52. TRANSOCEAN LTD COM	11/18/2011	03/01/2012	2,756.00	2,476.00	280.00

1b Total. Combine the amounts in column (f). Enter here and on Schedule D, line 1b **-44,179.00**

For Paperwork Reduction Act Notice, see the Instructions for Form 1041.

Schedule D-1 (Form 1041) 2011

JSA
1F1221 2 000

* INDICATES WASH SALE

FF2538 L775 11/05/2012 12:20:17

Name of estate or trust as shown on Form 1041 Do not enter name and employer identification number if shown on the other side

Employer identification number

MCCABE CATHOLIC CHARITIES

36-6774682

Part II Long-Term Capital Gains and Losses - Assets Held More Than One Year

(a) Description of property (Example 100 sh 7% preferred of "Z" Co)	(b) Date acquired (mo, day, yr)	(c) Date sold (mo, day, yr)	(d) Sales price	(e) Cost or other basis (see instructions)	(f) Gain or (loss) Subtract (e) from (d)
6a 7. AT&T INC	07/06/2007	04/10/2012	212.00	285.00	-73.00
170. AT&T INC	05/22/2007	04/10/2012	5,138.00	6,903.00	-1,765.00
25. ABBOTT LABORATORIES	06/26/2008	05/07/2012	1,568.00	1,328.00	240.00
6. ABBOTT LABORATORIES	12/17/2008	05/07/2012	376.00	313.00	63.00
10. AIR PRODUCTS AND CHEMI	08/04/2006	11/21/2011	794.00	653.00	141.00
35. AIR PRODUCTS AND CHEMI	08/03/2006	11/21/2011	2,780.00	2,277.00	503.00
30. AIR PRODUCTS AND CHEMI	08/07/2006	11/21/2011	2,383.00	1,946.00	437.00
35. AIR PRODUCTS AND CHEMI	08/04/2006	11/21/2011	2,780.00	2,268.00	512.00
33. AIR PRODUCTS AND CHEMI	10/29/2008	11/21/2011	2,621.00	1,758.00	863.00
65. AIR PRODUCTS AND CHEMI	12/17/2008	11/21/2011	5,163.00	3,229.00	1,934.00
38. ALTRIA GROUP INC	01/15/2009	05/07/2012	1,226.00	623.00	603.00
25. AMAZON COM INC	10/30/2009	07/19/2011	5,446.00	2,976.00	2,470.00
7. AMAZON COM INC	10/30/2009	08/19/2011	1,261.00	833.00	428.00
23. AMAZON COM INC	10/30/2009	12/20/2011	4,194.00	2,738.00	1,456.00
17. AMAZON COM INC	10/23/2009	12/20/2011	3,100.00	1,985.00	1,115.00
9. AMAZON COM INC	10/23/2009	12/21/2011	1,565.00	1,051.00	514.00
38. AMAZON COM INC	07/13/2009	12/21/2011	6,609.00	3,060.00	3,549.00
50. AMERICAN ELECTRIC POWE	11/10/2009	11/16/2011	1,932.00	1,588.00	344.00
45. AMERICAN ELECTRIC POWE	11/09/2009	11/16/2011	1,739.00	1,418.00	321.00
45. AMERICAN ELECTRIC POWE	11/09/2009	11/17/2011	1,732.00	1,418.00	314.00
56. AMERICAN ELECTRIC POWE	11/09/2009	11/17/2011	2,155.00	1,752.00	403.00
59. AMERICAN ELECTRIC POWE	11/06/2009	11/17/2011	2,271.00	1,827.00	444.00
67. ANALOG DEVICES INC	07/16/2009	11/16/2011	2,458.00	1,687.00	771.00
22. ANALOG DEVICES INC	07/16/2009	11/16/2011	819.00	554.00	265.00
84. ANALOG DEVICES INC	07/15/2009	11/16/2011	3,128.00	2,094.00	1,034.00

6b Total. Combine the amounts in column (f) Enter here and on Schedule D, line 6b

Name of estate or trust as shown on Form 1041 Do not enter name and employer identification number if shown on the other side

Employer identification number

MCCABE CATHOLIC CHARITIES

36-6774682

Part II Long-Term Capital Gains and Losses - Assets Held More Than One Year

(a) Description of property (Example 100 sh 7% preferred of "Z" Co)	(b) Date acquired (mo, day, yr)	(c) Date sold (mo, day, yr)	(d) Sales price	(e) Cost or other basis (see instructions)	(f) Gain or (loss) Subtract (e) from (d)
6a 87. ANALOG DEVICES INC	07/10/2009	11/16/2011	3,239.00	2,080.00	1,159.00
145. APACHE CORP CONV PFD	07/23/2010	11/04/2011	8,125.00	7,688.00	437.00
90. APACHE CORP CONV PFD S	07/23/2010	11/04/2011	5,043.00	4,733.00	310.00
6. APPLE COMPUTER INCORPOR	04/25/2008	08/19/2011	2,146.00	1,015.00	1,131.00
15. APPLE COMPUTER INCORPO	07/24/2008	08/19/2011	5,364.00	2,410.00	2,954.00
13. APPLE COMPUTER INCORPO	07/24/2008	11/11/2011	5,033.00	2,089.00	2,944.00
6. APPLE COMPUTER INCORPOR	07/24/2008	11/22/2011	2,245.00	964.00	1,281.00
80. AUTOMATIC DATA PROCESS	12/03/2009	11/17/2011	4,036.00	3,480.00	556.00
2. AUTOMATIC DATA PROCESSI	12/03/2009	05/07/2012	107.00	87.00	20.00
17. BAIDU COM INC SPONSORE	11/05/2009	08/19/2011	2,174.00	670.00	1,504.00
97. CITIGROUP INC	01/05/2010	11/16/2011	8,145.00	9,597.00	-1,452.00
28. COACH INC COM	06/02/2011	06/21/2012	1,703.00	1,739.00	-36.00
8. CONTINENTAL RES INC OKL	03/18/2011	06/14/2012	564.00	528.00	36.00
2. CONTINENTAL RES INC OKL	03/18/2011	06/15/2012	140.00	132.00	8.00
26. CUMMINS ENGINE INC	03/23/2011	04/30/2012	2,999.00	2,632.00	367.00
13. CUMMINS ENGINE INC	03/23/2011	06/21/2012	1,213.00	1,316.00	-103.00
3. DANAHER CORPORATION	05/03/2010	08/19/2011	122.00	128.00	-6.00 *
11. DANAHER CORPORATION	05/03/2010	08/23/2011	448.00	469.00	-21.00 *
39. DANAHER CORPORATION	05/03/2010	08/23/2011	1,590.00	1,662.00	-72.00 *
37. DANAHER CORPORATION	05/11/2010	11/16/2011	1,818.00	1,755.00	63.00
2. DANAHER CORPORATION	05/11/2010	05/15/2012	106.00	95.00	11.00
11. DANAHER CORPORATION	05/10/2010	05/15/2012	584.00	518.00	66.00
3. DANAHER CORPORATION	05/14/2010	05/15/2012	159.00	141.00	18.00
26. DANAHER CORPORATION	05/03/2010	05/15/2012	1,381.00	1,108.00	273.00
40. DANAHER CORPORATION	05/11/2010	05/24/2012	2,106.00	1,683.00	423.00

6b Total. Combine the amounts in column (f). Enter here and on Schedule D, line 6b

Name of estate or trust as shown on Form 1041 Do not enter name and employer identification number if shown on the other side

Employer identification number

MCCABE CATHOLIC CHARITIES

36-6774682

Part II Long-Term Capital Gains and Losses - Assets Held More Than One Year

(a) Description of property (Example 100 sh 7% preferred of "Z" Co)	(b) Date acquired (mo, day, yr)	(c) Date sold (mo, day, yr)	(d) Sales price	(e) Cost or other basis (see instructions)	(f) Gain or (loss) Subtract (e) from (d)
6a 1. DANAHER CORPORATION	04/22/2010	05/24/2012	53.00	42.00	11.00
44. DANAHER CORPORATION	04/22/2010	05/29/2012	2,338.00	1,843.00	495.00
20. DIAGEO SPONSORED ADR (SEDOL #2133896	06/26/2008	11/14/2011	1,669.00	1,476.00	193.00
35. DIAGEO SPONSORED ADR (SEDOL #2133896	07/09/2008	11/14/2011	2,921.00	2,496.00	425.00
15. DIAGEO SPONSORED ADR (SEDOL #2133896	07/09/2008	11/14/2011	1,254.00	1,070.00	184.00
3. DIAGEO SPONSORED ADR (U#2133896	04/15/2005	11/14/2011	251.00	179.00	72.00
73. DIAGEO SPONSORED ADR (SEDOL #2133896	04/15/2005	11/14/2011	6,130.00	4,352.00	1,778.00
5. DIAGEO SPONSORED ADR (U#2133896	04/15/2005	05/07/2012	516.00	298.00	218.00
21. DOW CHEMICAL COMPANY	09/23/2009	07/01/2011	761.00	558.00	203.00
19. DOW CHEMICAL COMPANY	09/23/2009	07/19/2011	658.00	505.00	153.00
16. DOW CHEMICAL COMPANY	09/17/2009	07/19/2011	554.00	422.00	132.00
91. DOW CHEMICAL COMPANY	09/17/2009	08/19/2011	2,403.00	2,402.00	1.00
53. DOW CHEMICAL COMPANY	08/06/2009	08/19/2011	1,400.00	1,215.00	185.00
70. DOW CHEMICAL COMPANY	08/06/2009	08/31/2011	1,980.00	1,605.00	375.00
135. DOW CHEMICAL COMPANY	07/30/2009	09/07/2011	3,648.00	2,905.00	743.00
57. DOW CHEMICAL COMPANY	07/30/2009	12/13/2011	1,482.00	1,227.00	255.00
2. DOW CHEMICAL COMPANY	06/09/2009	12/13/2011	52.00	36.00	16.00
72. DOW CHEMICAL COMPANY	06/09/2009	12/14/2011	1,830.00	1,293.00	537.00
90. DOW CHEMICAL COMPANY	06/09/2009	04/03/2012	3,071.00	1,617.00	1,454.00
21. DOW CHEMICAL COMPANY	06/09/2009	04/04/2012	702.00	377.00	325.00
72. DOW CHEMICAL COMPANY	07/08/2009	04/04/2012	2,408.00	1,060.00	1,348.00
145. DOW CHEMICAL COMPANY	07/08/2009	04/09/2012	4,706.00	2,135.00	2,571.00
10000. EMC CORP CONV SR NT	03/26/2010	09/15/2011	14,013.00	12,469.00	1,544.00
6. EOG RESOURCES INC	12/21/2009	07/01/2011	619.00	569.00	50.00
41. EOG RESOURCES INC	11/16/2009	07/01/2011	4,231.00	3,702.00	529.00

6b Total. Combine the amounts in column (f). Enter here and on Schedule D, line 6b

Schedule D-1 (Form 1041) 2011

Name of estate or trust as shown on Form 1041 Do not enter name and employer identification number if shown on the other side
MCCABE CATHOLIC CHARITIES Employer identification number
36-6774682

Part II Long-Term Capital Gains and Losses - Assets Held More Than One Year

(a) Description of property (Example. 100 sh 7% preferred of "Z" Co)	(b) Date acquired (mo, day, yr)	(c) Date sold (mo, day, yr)	(d) Sales price	(e) Cost or other basis (see instructions)	(f) Gain or (loss) Subtract (e) from (d)
6a 41. EOG RESOURCES INC	05/07/2009	07/01/2011	4,231.00	3,000.00	1,231.00
3. EATON CORPORATION	09/13/2010	03/15/2012	152.00	121.00	31.00
67. EATON CORPORATION	09/13/2010	03/16/2012	3,410.00	2,700.00	710.00
21. EATON CORPORATION	09/13/2010	03/19/2012	1,067.00	846.00	221.00
1. EATON CORPORATION	09/13/2010	03/20/2012	50.00	40.00	10.00
43. EATON CORPORATION	09/09/2010	03/20/2012	2,148.00	1,665.00	483.00
53. EATON CORPORATION	09/09/2010	03/21/2012	2,637.00	2,052.00	585.00
6. ENSCO PLC SPONSORED ADR	08/09/2010	09/13/2011	286.00	272.00	14.00
70. ENSCO PLC SPONSORED AD	08/09/2010	09/13/2011	3,336.00	3,178.00	158.00
147. ENSCO PLC SPONSORED A	08/06/2010	09/13/2011	7,006.00	6,606.00	400.00
3. ENSCO PLC SPONSORED ADR	08/06/2010	09/13/2011	144.00	135.00	9.00
5000. FEDERAL HOME LN MTG TERM NT	04/21/2005	01/15/2012	5,000.00	5,372.00	-372.00
150000. FEDERAL NATL MTG A	05/17/2007	02/16/2012	150,000.00	150,034.00	-34.00
12.556 FREEPORT-MCMORAN CO INC COM	06/26/2008	11/21/2011	453.00	762.00	-309.00
96.012 FREEPORT-MCMORAN CO INC COM	08/22/2007	11/21/2011	3,461.00	4,503.00	-1,042.00
27.432 FREEPORT-MCMORAN CO INC COM	12/17/2008	11/21/2011	989.00	481.00	508.00
30. GENERAL DYNAMICS CORP	04/15/2005	07/08/2011	2,233.00	1,563.00	670.00
61. GENERAL DYNAMICS CORP	04/15/2005	07/20/2011	4,275.00	3,178.00	1,097.00
4. GENERAL DYNAMICS CORP	04/21/2005	07/20/2011	280.00	203.00	77.00
150000. GENERAL ELEC CAP C TERM 4.375% 11/21/2011	05/18/2007	11/21/2011	150,000.00	150,000.00	
46. GENERAL MILLS INC	10/16/2007	11/14/2011	1,808.00	1,313.00	495.00
107. GENERAL MILLS INC	10/16/2007	11/14/2011	4,210.00	3,054.00	1,156.00
17.29 GENERAL MILLS INC	10/16/2007	11/15/2011	680.00	493.00	187.00
44.71 GENERAL MILLS INC	10/16/2007	11/15/2011	1,758.00	1,274.00	484.00
5.988 GENERAL MILLS INC	10/16/2007	11/18/2011	231.00	171.00	60.00

6b Total. Combine the amounts in column (f) Enter here and on Schedule D, line 6b

Name of estate or trust as shown on Form 1041 Do not enter name and employer identification number if shown on the other side

Employer identification number

MCCABE CATHOLIC CHARITIES

36-6774682

Part II Long-Term Capital Gains and Losses - Assets Held More Than One Year

(a) Description of property (Example 100 sh 7% preferred of "Z" Co)	(b) Date acquired (mo, day, yr)	(c) Date sold (mo, day, yr)	(d) Sales price	(e) Cost or other basis (see instructions)	(f) Gain or (loss) Subtract (e) from (d)
6a 13.826 GENERAL MILLS INC	10/16/2007	11/18/2011	534.00	391.00	143.00
128.13 GENERAL MILLS INC	10/16/2007	11/18/2011	4,945.00	3,578.00	1,367.00
70.056 GENERAL MILLS INC	10/16/2007	11/18/2011	2,704.00	1,950.00	754.00
41. GENUINE PARTS COMPANY	07/29/2009	11/18/2011	2,319.00	1,454.00	865.00
34. GENUINE PARTS COMPANY	07/28/2009	11/18/2011	1,923.00	1,198.00	725.00
25. GENUINE PARTS COMPANY	07/16/2009	11/18/2011	1,414.00	850.00	564.00
77. GENUINE PARTS COMPANY	07/16/2009	11/21/2011	4,260.00	2,618.00	1,642.00
17. GENUINE PARTS COMPANY	07/16/2009	11/21/2011	941.00	577.00	364.00
7. GENUINE PARTS COMPANY	07/16/2009	11/21/2011	387.00	237.00	150.00
31. GENUINE PARTS COMPANY	02/05/2009	11/21/2011	1,715.00	1,033.00	682.00
30. GENUINE PARTS COMPANY	02/04/2009	11/21/2011	1,660.00	989.00	671.00
23. GENUINE PARTS COMPANY	02/03/2009	11/21/2011	1,273.00	740.00	533.00
26. GENUINE PARTS COMPANY	02/02/2009	11/21/2011	1,439.00	826.00	613.00
12. GENUINE PARTS COMPANY	02/02/2009	11/21/2011	664.00	381.00	283.00
3. GENUINE PARTS COMPANY	02/03/2009	11/21/2011	166.00	95.00	71.00
63. GENUINE PARTS COMPANY	03/04/2009	11/21/2011	3,486.00	1,694.00	1,792.00
126. GOODRICH B F CO	04/15/2005	09/19/2011	13,137.00	4,677.00	8,460.00
60. GOODRICH B F CO	04/15/2005	09/23/2011	7,260.00	2,227.00	5,033.00
22. GOODRICH B F CO	10/29/2008	09/23/2011	2,662.00	812.00	1,850.00
75. GOODRICH B F CO	12/17/2008	09/23/2011	9,075.00	2,698.00	6,377.00
39. HALLIBURTON CO	02/03/2011	06/07/2012	1,097.00	1,804.00	-707.00
20. HALLIBURTON CO	02/03/2011	06/07/2012	563.00	922.00	-359.00
33. HALLIBURTON CO	02/03/2011	06/28/2012	908.00	1,522.00	-614.00
119. HALLIBURTON CO	03/14/2011	06/28/2012	3,273.00	5,233.00	-1,960.00
1509.054 REMS REAL ESTATE FUND	06/23/2010	04/20/2012	19,738.00	14,609.00	5,129.00

6b Total. Combine the amounts in column (f). Enter here and on Schedule D, line 6b

Schedule D-1 (Form 1041) 2011

JSA

1F1222 2 000

FF2538 L775 11/05/2012 12:20:17

50 -

Name of estate or trust as shown on Form 1041 Do not enter name and employer identification number if shown on the other side

Employer identification number

MCCABE CATHOLIC CHARITIES

36-6774682

Part II Long-Term Capital Gains and Losses - Assets Held More Than One Year

(a) Description of property (Example 100 sh 7% preferred of "Z" Co)	(b) Date acquired (mo, day, yr)	(c) Date sold (mo, day, yr)	(d) Sales price	(e) Cost or other basis (see instructions)	(f) Gain or (loss) Subtract (e) from (d)
6a 10. HOME DEPOT INC	12/17/2008	05/07/2012	516.00	250.00	266.00
123. ILLINOIS TOOL WORKS I	04/27/2010	08/15/2011	5,560.00	6,306.00	-746.00
30. ILLINOIS TOOL WORKS IN	04/27/2010	08/30/2011	1,395.00	1,538.00	-143.00
38. ILLINOIS TOOL WORKS IN	04/28/2010	08/30/2011	1,767.00	1,942.00	-175.00
36. ILLINOIS TOOL WORKS IN	01/12/2010	08/30/2011	1,674.00	1,752.00	-78.00
64. ILLINOIS TOOL WORKS IN	01/12/2010	08/30/2011	2,977.00	3,111.00	-134.00
59. ILLINOIS TOOL WORKS IN	01/12/2010	09/06/2011	2,542.00	2,868.00	-326.00
172. ILLINOIS TOOL WORKS I	03/26/2010	09/06/2011	7,410.00	8,134.00	-724.00
3. INTERNATIONAL BUSINESS	10/13/2008	05/07/2012	613.00	274.00	339.00
103. J P MORGAN CHASE & CO	10/30/2008	11/23/2011	2,936.00	5,920.00	-2,984.00
7. J P MORGAN CHASE & CO C	10/30/2008	05/07/2012	293.00	402.00	-109.00
10. J P MORGAN CHASE & CO	11/14/2007	05/07/2012	419.00	453.00	-34.00
8. JOHNSON & JOHNSON	01/03/2007	05/03/2012	524.00	534.00	-10.00
35. JOHNSON & JOHNSON	01/25/2007	05/03/2012	2,291.00	2,332.00	-41.00
3. JOHNSON & JOHNSON	01/03/2007	05/03/2012	196.00	200.00	-4.00
1. JOHNSON & JOHNSON	01/03/2007	05/07/2012	65.00	66.00	-1.00
130. KRAFT FOODS INC CL A	11/11/2008	11/09/2011	4,511.00	3,620.00	891.00
25. KRAFT FOODS INC CL A C	12/17/2008	11/09/2011	868.00	684.00	184.00
181. KRAFT FOODS INC CL A	05/06/2009	11/09/2011	6,281.00	4,543.00	1,738.00
81.63 METLIFE INC	08/16/2008	11/18/2011	2,502.00	4,980.00	-2,478.00
16.37 METLIFE INC	02/18/2009	11/18/2011	502.00	951.00	-449.00
7.15 METLIFE INC	02/18/2009	03/21/2012	277.00	415.00	-138.00
77.85 METLIFE INC	02/18/2009	03/21/2012	3,020.00	3,919.00	-899.00
22. MONSANTO CO NEW COM	09/22/2010	10/12/2011	1,618.00	1,192.00	426.00
9. MONSANTO CO NEW COM	06/11/2010	10/12/2011	662.00	458.00	204.00

6b Total. Combine the amounts in column (f) Enter here and on Schedule D, line 6b

Name of estate or trust as shown on Form 1041 Do not enter name and employer identification number if shown on the other side

Employer identification number

MCCABE CATHOLIC CHARITIES

36-6774682

Part II Long-Term Capital Gains and Losses - Assets Held More Than One Year

(a) Description of property (Example 100 sh 7% preferred of "Z" Co)	(b) Date acquired (mo., day, yr)	(c) Date sold (mo., day, yr)	(d) Sales price	(e) Cost or other basis (see instructions)	(f) Gain or (loss) Subtract (e) from (d)
6a 27. MONSANTO CO NEW COM	06/11/2010	04/19/2012	2,067.00	1,373.00	694.00
26. MONSANTO CO NEW COM	06/11/2010	05/17/2012	1,834.00	1,322.00	512.00
17. NEXTERA ENERGY INC COM	08/02/2010	11/16/2011	948.00	918.00	30.00
27. NEXTERA ENERGY INC COM	08/02/2010	11/16/2011	1,505.00	1,453.00	52.00
5. NEXTERA ENERGY INC COM	08/03/2010	11/16/2011	279.00	269.00	10.00
4. NEXTERA ENERGY INC COM	08/03/2010	05/07/2012	257.00	215.00	42.00
6. NIKE INC CL B	02/04/2010	05/10/2012	647.00	375.00	272.00
20. NIKE INC CL B	07/16/2008	05/10/2012	2,155.00	1,162.00	993.00
2. NIKE INC CL B	07/17/2008	05/10/2012	216.00	116.00	100.00
8. NORDSTROM INCORPORATED	09/27/2010	11/09/2011	391.00	295.00	96.00
19. NORDSTROM INCORPORATED	09/27/2010	11/09/2011	929.00	700.00	229.00
16. NORDSTROM INCORPORATED	09/24/2010	11/09/2011	782.00	585.00	197.00
8. NORDSTROM INCORPORATED	09/24/2010	11/09/2011	391.00	292.00	99.00
6. NORDSTROM INCORPORATED	09/24/2010	05/07/2012	333.00	219.00	114.00
2. NUCOR CORP	05/04/2011	05/07/2012	75.00	91.00	-16.00
9. OCCIDENTAL PETROLEUM CO	01/11/2007	11/14/2011	877.00	394.00	483.00
69. OCCIDENTAL PETROLEUM C	04/15/2005	11/14/2011	6,723.00	2,262.00	4,461.00
78. OCCIDENTAL PETROLEUM C	04/15/2005	11/14/2011	7,634.00	2,557.00	5,077.00
71. OCCIDENTAL PETROLEUM C	04/15/2005	11/18/2011	6,661.00	2,328.00	4,333.00
17. OCCIDENTAL PETROLEUM C	05/31/2011	06/20/2012	1,428.00	1,840.00	-412.00
3. OCCIDENTAL PETROLEUM CO	04/29/2011	06/20/2012	252.00	331.00	-79.00 *
17. OCCIDENTAL PETROLEUM C	05/02/2011	06/20/2012	1,428.00	1,971.00	-543.00
18. OCCIDENTAL PETROLEUM C	05/02/2011	06/20/2012	1,513.00	2,087.00	-574.00 *
18. OCCIDENTAL PETROLEUM C	04/19/2011	06/26/2012	1,394.00	2,115.00	-721.00
3. OCCIDENTAL PETROLEUM CO	04/16/2011	06/26/2012	232.00	335.00	-103.00

6b Total. Combine the amounts in column (f) Enter here and on Schedule D, line 6b

Schedule D-1 (Form 1041) 2011

Name of estate or trust as shown on Form 1041 Do not enter name and employer identification number if shown on the other side

Employer identification number

MCCABE CATHOLIC CHARITIES

36-6774682

Part II Long-Term Capital Gains and Losses - Assets Held More Than One Year

(a) Description of property (Example 100 sh 7% preferred of "Z" Co)	(b) Date acquired (mo, day, yr)	(c) Date sold (mo, day, yr)	(d) Sales price	(e) Cost or other basis (see instructions)	(f) Gain or (loss) Subtract (e) from (d)
6a 4. OCCIDENTAL PETROLEUM CO	05/31/2011	06/26/2012	310.00	433.00	-123.00
11. OCCIDENTAL PETROLEUM C	05/05/2011	06/26/2012	852.00	1,180.00	-328.00
10. ORACLE SYS CORP	11/18/2010	12/20/2011	291.00	284.00	7.00
91. ORACLE SYS CORP	11/19/2010	12/20/2011	2,653.00	2,565.00	88.00
86. ORACLE SYS CORP	08/06/2010	12/20/2011	2,507.00	2,086.00	421.00
135. ORACLE SYS CORP	08/06/2010	12/21/2011	3,391.00	3,274.00	117.00
153. ORACLE SYS CORP	07/20/2010	12/21/2011	3,844.00	3,658.00	186.00
154. ORACLE SYS CORP	07/21/2010	12/21/2011	3,869.00	3,626.00	243.00
93. P G & E CORPORATION	07/14/2009	11/21/2011	3,549.00	3,526.00	23.00
93. P G & E CORPORATION	07/13/2009	11/21/2011	3,549.00	3,520.00	29.00
51. P G & E CORPORATION	07/13/2009	02/13/2012	2,105.00	1,931.00	174.00
94. P G & E CORPORATION	07/13/2009	02/14/2012	3,874.00	3,558.00	316.00
54. PNC BK CORP	04/21/2010	07/19/2011	3,009.00	3,504.00	-495.00
22. PNC BK CORP	05/24/2010	07/19/2011	1,226.00	1,355.00	-129.00
5. PNC BK CORP	07/14/2010	07/19/2011	279.00	305.00	-26.00
23. PNC BK CORP	07/14/2010	08/19/2011	1,001.00	1,404.00	-403.00
52. PNC BK CORP	03/25/2010	08/19/2011	2,263.00	3,159.00	-896.00
42. PNC BK CORP	03/25/2010	08/22/2011	1,827.00	2,551.00	-724.00
134. PNC BK CORP	02/03/2010	08/22/2011	5,830.00	7,279.00	-1,449.00
6. PNC BK CORP	05/10/2006	05/07/2012	396.00	426.00	-30.00
17. PPG INDUSTRIES INC	03/26/2010	08/23/2011	1,198.00	1,122.00	76.00
11. PPG INDUSTRIES INC	03/26/2010	08/31/2011	843.00	726.00	117.00
10. PPG INDUSTRIES INC	03/26/2010	09/01/2011	762.00	660.00	102.00
9. PPG INDUSTRIES INC	03/26/2010	09/02/2011	664.00	594.00	70.00
13. PPG INDUSTRIES INC	03/26/2010	11/16/2011	1,115.00	858.00	257.00

6b Total. Combine the amounts in column (f) Enter here and on Schedule D, line 6b

Schedule D-1 (Form 1041) 2011

Name of estate or trust as shown on Form 1041 Do not enter name and employer identification number if shown on the other side

Employer identification number

MCCABE CATHOLIC CHARITIES

36-6774682

Part II Long-Term Capital Gains and Losses - Assets Held More Than One Year

(a) Description of property (Example 100 sh 7% preferred of "Z" Co)	(b) Date acquired (mo., day, yr)	(c) Date sold (mo., day, yr)	(d) Sales price	(e) Cost or other basis (see instructions)	(f) Gain or (loss) Subtract (e) from (d)
6a 12. PPG INDUSTRIES INC	07/09/2010	11/16/2011	1,029.00	776.00	253.00
21. PPG INDUSTRIES INC	07/21/2010	11/16/2011	1,802.00	1,357.00	445.00
58. PPG INDUSTRIES INC	10/08/2009	11/21/2011	4,731.00	3,436.00	1,295.00
63. PPG INDUSTRIES INC	10/08/2009	11/21/2011	5,138.00	3,721.00	1,417.00
3. PPG INDUSTRIES INC	07/21/2010	12/13/2011	247.00	194.00	53.00
14. PPG INDUSTRIES INC	09/10/2009	12/13/2011	1,154.00	790.00	364.00
16. PPG INDUSTRIES INC	09/10/2009	12/14/2011	1,285.00	903.00	382.00
18. PPG INDUSTRIES INC	08/28/2009	12/14/2011	1,446.00	1,007.00	439.00
9. PPG INDUSTRIES INC	08/28/2009	03/14/2012	842.00	503.00	339.00
3. PPG INDUSTRIES INC	08/28/2009	03/15/2012	281.00	168.00	113.00
14. PPG INDUSTRIES INC	08/31/2009	03/15/2012	1,310.00	775.00	535.00
16. PPG INDUSTRIES INC	08/31/2009	03/20/2012	1,503.00	885.00	618.00
19. PPG INDUSTRIES INC	08/27/2009	03/20/2012	1,784.00	1,051.00	733.00
12. PPG INDUSTRIES INC	08/27/2009	03/21/2012	1,128.00	664.00	464.00
31. PPG INDUSTRIES INC	09/01/2009	03/21/2012	2,913.00	1,681.00	1,232.00
98. PACKAGING CORP OF AMER	06/19/2009	11/22/2011	2,449.00	1,441.00	1,008.00
8. PACKAGING CORP OF AMERI	06/19/2009	11/23/2011	195.00	118.00	77.00
136. PACKAGING CORP OF AME	06/22/2009	11/23/2011	3,312.00	1,934.00	1,378.00
11. PACKAGING CORP OF AMER	06/22/2009	11/23/2011	268.00	155.00	113.00
6. PACKAGING CORP OF AMERI	06/23/2009	11/23/2011	146.00	84.00	62.00
74. PACKAGING CORP OF AMER	06/23/2009	11/25/2011	1,812.00	1,037.00	775.00
26. PEOPLES UTD FINL INC C	07/29/2010	11/16/2011	326.00	362.00	-36.00
372. PEOPLES UTD FINL INC	07/29/2010	11/16/2011	4,723.00	5,177.00	-454.00
52. PEOPLES UTD FINL INC C	07/29/2010	11/16/2011	660.00	721.00	-61.00
1. PEOPLES UTD FINL INC CO	07/29/2010	11/18/2011	12.00	14.00	-2.00

6b Total. Combine the amounts in column (f). Enter here and on Schedule D, line 6b

Name of estate or trust as shown on Form 1041 Do not enter name and employer identification number if shown on the other side

Employer identification number

MCCABE CATHOLIC CHARITIES

36-6774682

Part II Long-Term Capital Gains and Losses - Assets Held More Than One Year

(a) Description of property (Example 100 sh 7% preferred of "Z" Co)	(b) Date acquired (mo., day, yr.)	(c) Date sold (mo., day, yr.)	(d) Sales price	(e) Cost or other basis (see instructions)	(f) Gain or (loss) Subtract (e) from (d)
6a 207. PEOPLES UTD FINL INC	07/29/2010	11/18/2011	2,531.00	2,872.00	-341.00
62. PEOPLES UTD FINL INC C	07/29/2010	11/18/2011	758.00	859.00	-101.00
12. PRAXAIR INCORPORATED	12/02/2010	01/09/2012	1,287.00	1,127.00	160.00
22. PRAXAIR INCORPORATED	12/02/2010	02/03/2012	2,375.00	2,066.00	309.00
11. PRAXAIR INCORPORATED	12/01/2010	02/03/2012	1,188.00	1,028.00	160.00
6. PRAXAIR INCORPORATED	07/09/2010	02/03/2012	648.00	488.00	160.00
34. PRAXAIR INCORPORATED	07/09/2010	05/14/2012	3,771.00	2,763.00	1,008.00
11. PRAXAIR INCORPORATED	07/25/2007	05/14/2012	1,220.00	841.00	379.00
3. PRECISION CASTPARTS COR	01/07/2011	06/27/2012	489.00	429.00	60.00
4. PRECISION CASTPARTS COR	01/07/2011	06/28/2012	643.00	572.00	71.00
2. PRICELINE COM INC COM	04/15/2010	02/28/2012	1,273.00	531.00	742.00
2. PRICELINE COM INC COM	07/21/2010	02/28/2012	1,273.00	445.00	828.00
3. PRICELINE COM INC COM	07/21/2010	04/23/2012	2,097.00	667.00	1,430.00
2. PRICELINE COM INC COM	07/21/2010	06/28/2012	1,285.00	445.00	840.00
8. SALESFORCE.COM INC COMM	09/02/2010	12/15/2011	854.00	951.00	-97.00
4. SALESFORCE.COM INC COMM	09/01/2010	12/15/2011	427.00	461.00	-34.00
19. SALESFORCE.COM INC COM	09/01/2010	12/16/2011	2,037.00	2,192.00	-155.00
8. SALESFORCE.COM INC COMM	09/01/2010	12/19/2011	836.00	923.00	-87.00
11. SALESFORCE.COM INC COM	08/25/2010	12/19/2011	1,149.00	1,240.00	-91.00
20. SALESFORCE.COM INC COM	08/25/2010	12/21/2011	1,902.00	2,254.00	-352.00
3. SEMPRA ENERGY	12/22/2009	05/07/2012	195.00	168.00	27.00
41. STARBUCKS CORP	03/23/2011	05/02/2012	2,363.00	1,466.00	897.00
12. TJX COMPANIES INCORPOR	05/05/2011	06/14/2012	504.00	321.00	183.00
184. TARGET CORP	08/06/2010	03/21/2012	10,658.00	9,628.00	1,030.00
42. TIFFANY & COMPANY NEW	03/22/2010	12/16/2011	2,644.00	1,980.00	664.00

6b Total. Combine the amounts in column (f). Enter here and on Schedule D, line 6b

Name of estate or trust as shown on Form 1041 Do not enter name and employer identification number if shown on the other side

Employer identification number

MCCABE CATHOLIC CHARITIES

36-6774682

Part II Long-Term Capital Gains and Losses - Assets Held More Than One Year

(a) Description of property (Example 100 sh 7% preferred of "Z" Co)	(b) Date acquired (mo, day, yr)	(c) Date sold (mo, day, yr)	(d) Sales price	(e) Cost or other basis (see instructions)	(f) Gain or (loss) Subtract (e) from (d)
6a 5. TIFFANY & COMPANY NEW	01/14/2010	12/16/2011	315.00	232.00	83.00
24. TIFFANY & COMPANY NEW	01/14/2010	12/19/2011	1,506.00	1,113.00	393.00
12. TIFFANY & COMPANY NEW	01/14/2010	12/23/2011	771.00	556.00	215.00
25. TIFFANY & COMPANY NEW	01/14/2010	12/23/2011	1,606.00	1,136.00	470.00
18. TIFFANY & COMPANY NEW	01/14/2010	03/19/2012	1,234.00	818.00	416.00
86. TIFFANY & COMPANY NEW	07/27/2010	03/19/2012	5,896.00	3,608.00	2,288.00
26. TIFFANY & COMPANY NEW	01/21/2010	03/19/2012	1,783.00	1,086.00	697.00
30. TIFFANY & COMPANY NEW	07/14/2010	03/19/2012	2,057.00	1,224.00	833.00
28. TIME WARNER INC NEW CO	02/08/2011	03/13/2012	1,020.00	1,018.00	2.00
100. TIME WARNER INC NEW C	02/08/2011	03/15/2012	3,584.00	3,637.00	-53.00
128. TIME WARNER INC NEW C	02/07/2011	03/15/2012	4,587.00	4,634.00	-47.00
15. US BANCORP DEL COM NEW	04/22/2010	08/19/2011	309.00	409.00	-100.00
54. US BANCORP DEL COM NEW	07/22/2008	08/19/2011	1,113.00	1,456.00	-343.00
55. US BANCORP DEL COM NEW	01/11/2007	11/21/2011	1,352.00	1,962.00	-610.00
80. US BANCORP DEL COM NEW	01/23/2008	11/21/2011	1,966.00	2,523.00	-557.00
180. US BANCORP DEL COM NE	01/05/2006	11/21/2011	4,424.00	5,491.00	-1,067.00
125. US BANCORP DEL COM NE	06/26/2008	11/21/2011	3,072.00	3,621.00	-549.00
188. US BANCORP DEL COM NE	04/15/2005	11/21/2011	4,621.00	5,270.00	-649.00
62. US BANCORP DEL COM NEW	04/15/2005	11/21/2011	1,524.00	1,738.00	-214.00
13. US BANCORP DEL COM NEW	04/15/2005	05/07/2012	414.00	364.00	50.00
16. UNION PAC CORP COM	01/31/2006	07/19/2011	1,605.00	706.00	899.00
17. UNION PAC CORP COM	01/25/2006	07/19/2011	1,706.00	738.00	968.00
21. UNION PAC CORP COM	01/25/2006	08/19/2011	1,797.00	912.00	885.00
5. UNION PAC CORP COM	03/08/2006	08/19/2011	428.00	211.00	217.00
2. UNION PAC CORP COM	03/08/2006	08/22/2011	172.00	84.00	88.00

6b Total. Combine the amounts in column (f). Enter here and on Schedule D, line 6b

Name of estate or trust as shown on Form 1041 Do not enter name and employer identification number if shown on the other side

Employer identification number

MCCABE CATHOLIC CHARITIES

36-6774682

Part II Long-Term Capital Gains and Losses - Assets Held More Than One Year

(a) Description of property (Example 100 sh 7% preferred of "Z" Co)	(b) Date acquired (mo, day, yr)	(c) Date sold (mo, day, yr)	(d) Sales price	(e) Cost or other basis (see instructions)	(f) Gain or (loss) Subtract (e) from (d)
6a 14. UNION PAC CORP COM	03/08/2006	09/02/2011	1,247.00	590.00	657.00
29. UNION PAC CORP COM	03/08/2006	06/25/2012	3,295.00	1,223.00	2,072.00
50000. UNITED STATES TREAS 01/02/07 4.625% DUE 12/31/1	10/01/2007	12/31/2011	50,000.00	50,867.00	-867.00
50000. UNITED STATES TREAS 07/02/07 4.875% DUE 06/30/1	10/01/2007	06/30/2012	50,000.00	51,389.00	-1,389.00
20. UNITED TECHNOLOGIES CO	07/31/2007	11/21/2011	1,469.00	1,486.00	-17.00
45. UNITED TECHNOLOGIES CO	06/26/2008	11/21/2011	3,306.00	2,859.00	447.00
66. UNITED TECHNOLOGIES CO	12/17/2008	11/21/2011	4,849.00	3,363.00	1,486.00
4. UNITED TECHNOLOGIES COR	12/17/2008	11/21/2011	294.00	204.00	90.00
30. UNITED TECHNOLOGIES CO	12/08/2004	11/21/2011	2,205.00	1,472.00	733.00
92. UNITED TECHNOLOGIES CO	04/15/2005	11/21/2011	6,762.00	4,492.00	2,270.00
11. V F CORPORATION	05/01/2008	10/12/2011	1,442.00	843.00	599.00
13. V F CORPORATION	06/26/2008	10/12/2011	1,704.00	952.00	752.00
2. V F CORPORATION	06/26/2008	10/12/2011	264.00	146.00	118.00
8. V F CORPORATION	12/17/2008	10/12/2011	1,057.00	454.00	603.00
1. V F CORPORATION	12/17/2008	10/13/2011	129.00	57.00	72.00
26. V F CORPORATION	12/17/2008	10/13/2011	3,371.00	1,475.00	1,896.00
234. WELLS FARGO COMPANY	09/03/1999	11/23/2011	5,480.00	4,810.00	670.00
471. WILLIAMS COS INC DEL	03/20/2009	11/04/2011	14,662.00	5,551.00	9,111.00
49. YOUKU INC ADR	05/20/2011	06/18/2012	1,185.00	2,360.00	-1,175.00
45. YOUKU INC ADR	05/20/2011	06/18/2012	1,088.00	2,161.00	-1,073.00
2. YOUKU INC ADR	03/10/2011	06/18/2012	48.00	82.00	-34.00
32. YOUKU INC ADR	06/07/2011	06/19/2012	778.00	1,118.00	-340.00
24. XL GROUP PLC COM	12/03/2009	11/16/2011	484.00	439.00	45.00
88. XL GROUP PLC COM	12/03/2009	11/16/2011	1,799.00	1,611.00	188.00
104. XL GROUP PLC COM	12/03/2009	11/16/2011	2,126.00	1,890.00	236.00

6b Total. Combine the amounts in column (f). Enter here and on Schedule D, line 6b

Schedule D-1 (Form 1041) 2011

JSA

1F1222 2 000

FF2538 L775 11/05/2012 12:20:17

57 -

Settlement Date



Account Summary

Apr. 01, 2012 through June 30, 2012

MCCABE CATHOLIC CHARITIES-COMB

Market Value \$5,123,831.96


Account Activity		YTD Since 01/03/12	
Description	Current Period	01/03/12	YTD Since 01/03/12
Beginning Market Value	\$5,414,922.52	\$5,097,732.61	
Income	39,327.60	67,988.18	
Deposits	26,404.65	43,254.81	
Disbursements	-224,046.72	-242,120.88	
Bank Fees	-12,399.36	-25,554.88	
Change in Market Value	-120,376.73	182,532.12	
Ending Market Value	\$5,123,831.96	\$5,123,831.96	
Change in Account Value	-291,090.56	26,099.35	

Realized Gain/Loss Summary		Fiscal YTD	
Description	Current Period	YTD	YTD Since 01/03/12
Short-term	-\$2,902.16	-\$44,145.47	
Long-term	22,715.68	157,126.90	
Net Total	\$19,813.52	\$112,981.43	

Income Summary		Current Period		YTD Since 01/03/12	
Description	Current Period	YTD	Current Period	YTD	YTD Since 01/03/12
Dividends - Taxable	\$24,527.60	\$24,527.60	\$24,527.60	\$24,527.60	\$44,933.18
Interest - Taxable	14,800.00	14,800.00	14,800.00	14,800.00	23,055.00
Total Income	\$39,327.60	\$39,327.60	\$39,327.60	\$39,327.60	\$67,988.18

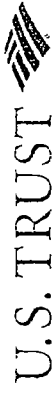
Portfolio Allocation

Description	Market Value	Tax Cost	Estimated Annual Income	Current Yield
Cash/Currency	\$581,241.10	\$581,231.44	\$114.76	0.02%
Equities	2,697,709.70	2,201,077.80	55,961.09	2.07
Fixed Income	1,798,479.42	1,717,848.95	68,340.56	3.81
Real Estate	20,444.86	17,977.59	721.00	3.52
Tangible Assets	25,956.88	30,000.00	5,518.87	21.26
Total Assets	\$5,123,831.96	\$4,548,135.78	\$130,656.28	2.55%
Total	\$5,123,831.96	\$4,548,135.78	\$130,656.28	



Assets representing less than 5% of total are grouped together as "Other" for display on the pie chart

Settlement Date



Bank of America Private Wealth Management

Account Summary


Apr 01, 2012 through June 30, 2012

MCCABE CATHOLIC CHARITIES-COMB

Market Value \$5,123,831.96

Account Activity		Income Summary		Realized Gain/Loss Summary		Fiscal	
Description	Current Period	YTD Since 01/03/12	Description	YTD	Description	Current Period	YTD
Beginning Market Value	\$5,414,922.52	\$5,097,732.61	Dividends - Taxable	-\$44,145.47	Dividends - Taxable	\$24,527.60	\$44,933.18
Income	39,327.60	67,988.18	Interest - Taxable	157,126.90	Interest - Taxable	14,800.00	23,055.00
Deposits	26,404.65	43,254.81	Total Income	\$112,981.43	Total Income	\$39,327.60	\$67,988.18
Disbursements	-224,046.72	-242,120.88					
Bank Fees	-12,399.36	-25,554.88					
Change in Market Value	-120,376.73	182,532.12					
Ending Market Value	\$5,123,831.96	\$5,123,831.96					
Change in Account Value	-291,090.56	26,099.35					

Portfolio Allocation		Estimated		Current	
Description	Market Value	Tax Cost	Annual Income	Yield	Current Yield
Cash/Currency	\$581,241.10	\$581,231.44	\$114.76	0.02%	0.02%
Equities	2,697,709.70	2,201,077.80	55,961.09	2.07	2.07
Fixed Income	1,798,479.42	1,717,848.95	68,340.56	3.81	3.81
Real Estate	20,444.86	17,977.59	721.00	3.52	3.52
Tangible Assets	25,956.88	30,000.00	5,518.87	21.26	21.26
Total Assets	\$5,123,831.96	\$4,548,135.78	\$130,656.28	2.55%	2.55%
Total	\$5,123,831.96	\$4,548,135.78	\$130,656.28		



Assets representing less than 5% of total are grouped together as "Other" for display on the pie chart

Settlement Date



Account Summary

Apr 01, 2012 through June 30, 2012

MCCABE CATHOLIC CHARITIES-COMB

Account:



	YTD Since			
	Current Period		01/03/12	
	Income Cash	Principal Cash	Income Cash	Principal Cash
Beginning Value	\$0.00	\$3.63	\$0.00	\$3.63
Income	39,282.53	45.07	67,870.01	118.17
Deposits	15,793.30	10,611.35	29,959.47	13,295.34
Disbursements	-129,220.01	-94,826.71	-143,386.18	-88,734.70
Bank Fees	-6,199.70	-6,199.66	-12,465.01	-13,089.87
Income/Principal Transfers	-54.42	54.42	-54.42	54.42
Purchases	0.00	-160,578.48	0.00	-324,024.55
Sales and Maturities	0.00	197,576.70	0.00	542,094.15
Net Automated Money Market Transactions	80,398.30	53,317.31	58,076.13	-119,712.96
Ending Value	\$0.00	\$3.63	\$0.00	\$3.63

Settlement Date

U.S. TRUST

Bank of America Private Wealth Management

Portfolio Analysis

Apr 01, 2012 through June 30, 2012

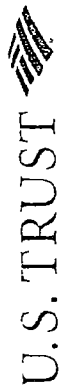
MCCABE CATHOLIC CHARITIES-COMB

Account:

Portfolio Summary by Asset Class

Description	Market Value	% of Account	% of Sector	Tax Cost	Estimated Annual Income	Current Yield
Cash/Currency						
Cash Equivalents	\$581,237.47	11.3%	100.0%	\$581,227.81	\$114.76	0.02%
Cash/Currency Other	3.63	0.0%	0.0%	3.63	0.00	0.00%
Total Cash/Currency	\$581,241.10	11.3%	100.0%	\$581,231.44	\$114.76	0.02%
Equities						
U S Large Cap	\$1,771,918.77	34.6%	65.7%	\$1,357,742.48	\$40,550.43	2.29%
U S Mid Cap	375,877.83	7.3%	13.9%	264,022.73	5,682.57	1.51%
U S Small Cap	107,771.28	2.1%	4.0%	88,745.45	1,266.37	1.17%
International Developed	418,259.93	8.2%	15.5%	464,422.67	8,185.39	1.96%
Emerging Markets	23,881.89	0.5%	0.9%	26,144.47	276.33	1.15%
Total Equities	\$2,697,709.70	52.7%	100.0%	\$2,201,077.80	\$55,961.09	2.07%
Fixed Income						
Investment Grade Taxable	\$1,610,576.48	31.4%	89.6%	\$1,516,136.95	\$56,837.93	3.54%
Global High Yield Taxable	187,902.94	3.7%	10.4%	201,712.00	11,502.63	6.15%
Total Fixed Income	\$1,798,479.42	35.1%	100.0%	\$1,717,848.95	\$68,340.56	3.81%
Real Estate						
Public REITs	\$20,444.86	0.4%	100.0%	\$17,977.59	\$721.00	3.52%
Total Real Estate	\$20,444.86	0.4%	100.0%	\$17,977.59	\$721.00	3.52%
Tangible Assets						
Commodities	\$25,956.88	0.5%	100.0%	\$30,000.00	\$5,518.87	21.26%
Total Tangible Assets	\$25,956.88	0.5%	100.0%	\$30,000.00	\$5,518.87	21.26%
Total Assets	\$5,123,831.96	100.0%		\$4,548,135.78	\$130,656.28	2.55%
Total	\$5,123,831.96			\$4,548,135.78	\$130,656.28	

Settlement Date



Bank of America Private Wealth Management

Portfolio Analysis

Apr 01, 2012 through June 30, 2012

Account: MCCABE CATHOLIC CHARITIES-COMB

Sector	Market Value	% of Equities	% of S&P 500
Consumer Discretionary	\$426,039.84	15.8%	11.0%
Consumer Staples	196,302.25	7.3	11.3
Energy	215,498.79	8.0	10.8
Financials	235,008.37	8.7	14.4
Health Care	257,958.96	9.6	12.0
Industrials	176,270.54	6.5	10.5
Information Technology	323,156.43	12.0	19.7
Materials	89,035.22	3.3	3.4
Telecommunication Services	76,226.02	2.8	3.2
Utilities	63,685.79	2.4	3.7
Other Equities	638,527.49	23.7	0.0
Total Equities	\$2,697,709.70	100.0%	100.0%

Maturity	Maturity Amount	% of Total
Less than 1 year	\$457,000.00	56.4%
1 - 5 years	287,000.00	35.4
6 - 10 years	50,000.00	6.2
11 - 15 years	14,000.00	1.7
Over 15 years	3,000.00	0.4
Total	\$811,000.00	100.0%

Weighted Average Maturity 2.6 years
 Weighted Average Coupon 4.5%
 Weighted Average Current Yield 4.1%
 Weighted Average Yield to Maturity/Call 0.7%

Moody's Rating	Market Value	% of Fixed Income
Aaa	\$590,176.48	66.8%
A	293,231.12	33.2
Total Fixed Income	\$883,407.60	100.0%

The Fixed Income - Maturity Schedule and Fixed Income - Quality Schedule include cash equivalents maturing within six months and exclude preferred stocks and fixed income funds

Settlement Date

U.S. TRUST

Bank of America Private Wealth Management

Portfolio Detail

Apr 01, 2012 through June 30, 2012

MCCABE CATHOLIC CHARITIES-COMB
MCCABE CATHOLIC CHARITIES-MARLCC

Account: -- --
Sub-Account:

Units	Description	CUSIP Sector (2)	Market Value (1)/ Market Price	Accrued Income	Average Unit Cost	Tax Cost/ Unit Cost	Unrealized Gain/Loss	Estimated Annual Income	Cur Yld/ YTM
Cash Equivalents									
386 300	BOFA CASH RESERVES TRUST CLASS (Income Investment)	097100788	\$386 30	\$0 02	\$386 30 1 000	\$0 00	\$0 00	\$0 27	0 07%
74,190 370	BOFA CASH RESERVES TRUST CLASS	097100788	74,190.37	3 85	74,190.37 1,000	0 00	0 00	51.19	0 06
	Total Cash Equivalents		\$74,576.67	\$3.87	\$74,576.67	\$0.00	\$0.00	\$51.46	0.06%
	Total Cash/Currency		\$74,576.67	\$3.87	\$74,576.67	\$0.00	\$0.00	\$51.46	0.06%

(2) Industry Sector Codes	CND = Consumer Discretionary CNS = Consumer Staples ENR = Energy	FIN = Financials HEA = Health Care IND = Industrials	IFT = Information Technology MAT = Materials OEO = Other Equities	TEL = Telecommunication Services UTL = Utilities
146 000 TICKER: ALLERGAN INC AGN	018490102 HEA	\$13,515 22 92 570	\$11,826 77 81 005	\$29 20
53 000 TICKER: AMAZON COM INC AMZN	023135106 CND	12,102 55 228 350	9,828 58 185 445	0 00
128 000 TICKER: APPLE INC AAPL	037833100 IFT	74,752 00 584 000	37,833 30 295 573	0 00
25 000 TICKER: AUTOZONE INC AZO	053332102 CND	9,179 25 367 170	8,644 51 345 780	0 00
200 000 TICKER: BIOGEN IDEC INC BIIB	09062X103 HEA	28,876 00 144 380	21,033 90 105 170	0 00
394 000 TICKER: BRISTOL MYERS SQUIBB CO BMY	110122108 HEA	14,164 30 35 950	13,056 70 33 139	535 84
154 000 TICKER: COACH INC COH	189754104 CND	9,005 92 58 480	9,355 28 60 749	184 80

Settlement Date

U.S. TRUST

Bank of America Private Wealth Management

Portfolio Detail

Apr 01, 2012 through June 30, 2012

Account: MCCABE CATHOLIC CHARITIES-COMB
Sub-Account: MCCABE CATHOLIC CHARITIES-MARLCC

Units	Description	CUSIP Sector (2)	Market Value(1)/ Market Price	Accrued Income	Average Unit Cost	Tax Cost/ Unit Cost	Unrealized Gain/Loss	Estimated Annual Income	Cur Yld/ YTM
U.S. Large Cap (cont)									
102 000	CUMMINS INC Ticker: CMI	231021106 IND	9,884.82 96.910	0.00	7,874.66 77.203	2,010.16	163.20	1.65	
177 000	DANAHER CORP DEL Ticker: DHR	235851102 IND	9,218.16 52.080	4.43	7,027.80 39.705	2,190.36	17.70	0.19	
85 000	DOLLARGEN CORP NEW COM Ticker: DG	256677105 CND	4,623.15 54.390	0.00	4,641.76 54.609	-18.61	0.00	0.00	
102 000	DOLLAR TREE INC Ticker: DLTR	256746108 CND	5,487.60 53.800	0.00	4,271.68 41.879	1,215.92	0.00	0.00	
187 000	EMC CORP Ticker: EMC	268648102 IFT	4,792.81 25.630	0.00	4,737.41 25.334	55.40	0.00	0.00	
508 000	EXPRESS SCRIPTS HLDG CO Ticker: ESRX	30219G108 HEA	28,361.64 55.830	0.00	29,001.10 57.089	-639.46	0.00	0.00	
65 000	GRAINGER W W INC Ticker: GWV	384802104 IND	12,430.60 191.240	0.00	12,965.23 199.465	-534.63	208.00	1.67	
663 000	HALLIBURTON CO Ticker: HAL	406216101 ENR	18,822.57 28.390	0.00	25,535.87 38.516	-6,713.30	238.68	1.26	
447 000	HOME DEPOT INC Ticker: HD	437076102 CND	23,686.53 52.990	0.00	19,795.30 44.285	3,891.23	518.52	2.18	
532 000	KINDER MORGAN INC DEL Ticker: KMI	49456B101 ENR	17,141.04 32.220	0.00	20,342.35 38.238	-3,201.31	680.96	3.97	
197 000	LAUDER ESTEE COS INC CLA Ticker: EL	518439104 CNS	10,661.64 54.120	0.00	6,437.48 32.678	4,224.16	103.43	0.97	
313 000	LIMITED BRANDS INC Ticker: LTD	532716107 CND	13,311.89 42.530	0.00	14,647.35 46.797	-1,335.46	313.00	2.35	
78 000	LINKEDIN CORP CLA COM Ticker: LNKD	53578A108 IFT	8,289.06 106.270	0.00	7,397.08 94.834	891.98	0.00	0.00	
145 000	LULULEMON ATHLETICA INC Ticker: LULU	550021109 CND	8,646.35 59.630	0.00	8,657.55 59.707	-11.20	0.00	0.00	

Settlement Date

U.S. TRUST



Bank of America Private Wealth Management

Portfolio Detail

Account: MCCABE CATHOLIC CHARITIES-COMB
 Sub-Account: MCCABE CATHOLIC CHARITIES-MARLCG

Apr 01, 2012 through June 30, 2012

Units	Description	CUSIP Sector (2)	Market Value(1)/ Market Price	Accrued Income	Average Unit Cost	Tax Cost/ Average Unit Cost	Unrealized Gain/Loss	Estimated Annual Income	Cur Yld/ YTM
U.S. Large Cap (cont)									
207 000	MCDONALDS CORP Ticker: MCD	580135101 CND	18,325.71 88.530	0.00	11,148.53 53.858	7,177.18	579.60	3.16	
262 000	MEAD JOHNSON NUTRITION CO Ticker: MJN	582839106 CNS	21,093.62 80.510	78.60	16,385.77 62.541	4,707.85	314.40	1.49	
297 000	MONSANTO CO NEW COM Ticker: MON	61166W101 MAT	24,585.66 82.780	0.00	14,391.49 48.456	10,194.17	356.40	1.45	
292 000	NATIONAL OILWELL VARCO INC Ticker: NOV	637071101 ENR	18,816.48 64.440	0.00	20,091.17 68.805	-1,274.69	140.16	0.74	
268 000	NIKE INC CLB Ticker: NKE	654106103 CND	23,525.04 87.780	96.48	14,510.97 54.145	9,014.07	385.92	1.64	
146 000	O'REILLY AUTOMOTIVE INC NEW COM Ticker: ORLY	67103H107 CND	12,230.42 83.770	0.00	8,970.22 61.440	3,260.20	0.00	0.00	
189 000	OCCIDENTAL PETE CORP DEL Ticker: OXY	674599105 ENR	16,210.53 85.770	102.06	18,547.70 98.136	-2,337.17	408.24	2.51	
171 000	PRAXAIR INC Ticker: PX	74005P104 MAT	18,592.83 108.730	0.00	11,554.74 67.572	7,038.09	376.20	2.02	
118 000	PRECISION CASTPARTS CORP Ticker: PCP	740189105 IND	19,409.82 164.490	3.54	15,540.87 131.702	3,868.95	14.16	0.07	
45 000	PRICELINE COM INC COM NEW Ticker: PCLN	741503403 CND	29,903.40 664.520	0.00	9,916.88 220.375	19,986.52	0.00	0.00	
292 000	QUALCOMM INC Ticker: QCOM	747525103 IFT	16,258.56 55.680	0.00	16,370.37 56.063	-111.81	292.00	1.79	
451 000	STARBUCKS CORP Ticker: SBUX	855244109 CND	24,047.32 53.320	0.00	14,922.87 33.088	9,124.45	306.68	1.27	
1,084 000	TJX COS INC NEW Ticker: TJX	872540109 CND	46,536.12 42.930	0.00	25,480.38 23.506	21,055.74	498.64	1.07	
162 000	UNION PAC CORP Ticker: UNP	907818108 IND	19,328.22 119.310	97.20	5,968.26 36.841	13,359.96	388.80	2.01	

Settlement Date

U.S. TRUST



Bank of America Private Wealth Management

Portfolio Detail

Account: MCCABE CATHOLIC CHARITIES-COMB
Sub-Account: MCCABE CATHOLIC CHARITIES-MARLCG

Apr 01, 2012 through June 30, 2012

Units	Description	CUSIP Sector (2)	Market Value (1)/ Market Price	Accrued Income	Average Unit Cost	Tax Cost/ Average Unit Cost	Unrealized Gain/Loss	Estimated Annual Income	Cur Yld/ YTM
U.S. Large Cap (cont)									
779 000	US BANCORP DEL COM NEW Ticker: USB	902973304 FIN	25,052.64 32.160	151.91	16,056.85 20.612	8,995.79	607.62	2.42	
199 000	VISA INC CLA.COM Ticker: V	92826C839 FIN	24,602.37 123.630	0.00	17,141.05 86.136	7,461.32	175.12	0.71	
91 000	VMWARE INC CLA.COM Ticker: VMW	928563402 IFT	8,284.64 91.040	0.00	9,295.56 102.149	-1,010.92	0.00	0.00	
67 000	WAL-MART STORES INC Ticker: WMT	931142103 CNS	4,671.24 69.720	0.00	4,598.67 68.637	72.57	106.53	2.28	
788 000	WELLS FARGO & CO NEW.COM Ticker: WFC	949746101 FIN	26,350.72 33.440	0.00	22,341.82 28.353	4,008.90	693.44	2.63	
352 000	YUM BRANDS INC Ticker: YUM	988498101 CND	22,675.84 64.420	0.00	17,456.06 49.591	5,219.78	401.28	1.77	
Total U.S. Large Cap				\$580.42	\$575,601.89	\$181,852.39	\$9,038.52	1.19%	
U.S. Mid Cap									
229 000	BAIDU INC SPONSORED ADR REPSTG ORD SHS CAYMAN ISLANDS Ticker: BIDU	056752108 IFT	\$26,330.42 114.980	\$0.00	\$12,513.61 54.645	\$13,816.81	\$0.00	0.00%	
158 000	STARWOOD HOTELS & RESORTS WORLDWIDE INC.COM Ticker: HOT	85590A401 CND	8,380.32 53.040	0.00	3,144.74 19.903	5,235.58	79.00	0.94	
204 000	WYNN RESORTS LTD Ticker: WYNN	983134107 CND	21,158.88 103.720	0.00	23,663.45 115.997	-2,504.57	408.00	1.92	
Total U.S. Mid Cap				\$0.00	\$39,321.80	\$16,547.82	\$487.00	0.87%	

Settlement Date

U.S. TRUST

Bank of America Private Wealth Management

Portfolio Detail

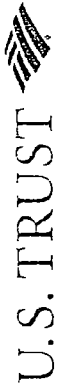
MCCABE CATHOLIC CHARITIES-COMB
MCCABE CATHOLIC CHARITIES-MARLCG

Apr 01, 2012 through June 30, 2012

Account:
Sub-Account:

Units	Description	CUSIP Sector (2)	Market Value(1)/ Market Price	Accrued Income	Average Unit Cost	Tax Cost/ Unit Cost	Unrealized Gain/Loss	Estimated Annual Income	Cur Yld/ YTM
Equities (cont)									
International Developed									
326 000	ACCENTURE PLC CL.A.COM IRELAND Ticker: ACN	G1151C101 IFT	\$19,589.34 60.090	\$0.00	\$17,613.48 54.029	\$1,975.86	\$440.10	\$440.10	2.24%
138 000	ANHEUSER BUSCH INBEV SA/NV SPONSORED ADR Ticker: BUD	03524A108 CNS	10,991.70 79.650	0.00	9,518.89 68.977	1,472.81	178.43	178.43	1.62
	Total International Developed		\$30,581.04	\$0.00	\$27,132.37	\$3,448.67	\$618.53	\$618.53	2.02%
Emerging Markets									
236 000	CHECK POINT SOFTWARE TECH LTD ORD ISRAEL Ticker: CHKP	M22465104 IFT	\$11,703.24 49.590	\$0.00	\$13,523.57 57.303	-\$1,820.33	\$0.00	\$0.00	0.00%
	Total Emerging Markets		\$11,703.24	\$0.00	\$13,523.57	-\$1,820.33	\$0.00	\$0.00	0.00%
Total Equities									
			\$855,608.18	\$580.42	\$655,579.63	\$200,028.55	\$10,144.05	\$10,144.05	1.18%
Investment Grade Taxable									
207 000	WELLS FARGO & CO NEW PFD DEP SHS SER J Moody's A3 S&P: BBB+	949746879	\$6,251.40 30.200	\$0.00	\$4,173.27 20.161	\$2,078.13	\$414.00	\$414.00	6.62%
	Total Investment Grade Taxable		\$6,251.40	\$0.00	\$4,173.27	\$2,078.13	\$414.00	\$414.00	6.62%
Total Fixed Income									
			\$936,436.25	\$584.29	\$734,329.57	\$202,106.68	\$10,609.51	\$10,609.51	1.13%
Accrued Income									
			\$584.29						

Settlement Date



Bank of America Private Wealth Management

Portfolio Detail

Apr 01, 2012 through June 30, 2012

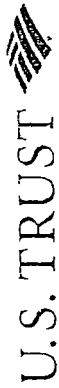
Account: MCCABE CATHOLIC CHARITIES-COMB
Sub-Account: MCCABE CATHOLIC CHARITIES-MARLCC

Units	Description	CUSIP Sector (2)	Market Value (1)/ Market Price	Accrued Income	Average Unit Cost	Tax Cost/ Unit Cost	Unrealized Gain/Loss	Estimated Annual Income	Cur Yld/ YTM
	Fixed Income (cont)								

Investment Grade Taxable (cont)
Total **\$937,020.54**

(1) Market Value in the Portfolio Detail section does not include Accrued Income

Settlement Date



Bank of America Private Wealth Management

Portfolio Detail

Apr 01, 2012 through June 30, 2012

MCCABE CATHOLIC CHARITIES-COMB
MCCABE CATHOLIC CHARITIES-BACEIV

Account:
Sub-Account:

Units	Description	CUSIP Sector (2)	Market Value (1)/ Market Price	Accrued Income	Average Unit Cost	Tax Cost/ Unit Cost	Unrealized Gain/Loss	Estimated Annual Income	Cur Yld/ YTM
684 570	BOFA CASH RESERVES TRUST CLASS (Income Investment)	097100788	\$684 57	\$0 05	\$684 57 1 000	\$0 00	\$0 00	\$0 47	0 06%
20,732 160	BOFA CASH RESERVES TRUST CLASS	097100788	20,732 16	1 23	20,732 16 1 000	0 00	0 00	14 31	0 06
	Total Cash Equivalents		\$21,416.73	\$1.28	\$21,416.73	\$0.00	\$0.00	\$14.78	0.06%
	Total Cash/Currency		\$21,416.73	\$1.28	\$21,416.73	\$0.00	\$0.00	\$14.78	0.06%

U.S. Large Cap	(2) Industry Sector Codes	CND = Consumer Discretionary CNS = Consumer Staples ENR = Energy	FIN = Financials HEA = Health Care IND = Industrials	IFT = Information Technology MAT = Materials OEO = Other Equities	TEL = Telecommunication Services UTL = Utilities	Estimated Annual Income	Cur Yld/ YTM
324 000	ABBOTT LABS Ticker ABT	002824100 HEA	\$20,888 28 64,470	\$0 00	\$16,377 70 50 548	\$660 96	3 16%
462 000	ALTRIA GROUP INC Ticker MO	02209S103 CNS	15,962 10 34 550	189 42	7,576 34 16 399	757 68	4 74
222 000	AMERICAN ELEC PWR INC Ticker AEP	025537101 UTL	8,857 80 39 900	0 00	6,872 47 30,957	417 36	4 71
302 000	AMERICAN EXPRESS CO Ticker AXP	025816109 FIN	17,579 42 58 210	0 00	11,596 55 38 399	241 60	1 37
179 000	AMGEN INC Ticker AMGN	031162100 HEA	13,050 89 72 910	0 00	10,609 87 59 273	257 76	1 97
1,011 000	AT&T INC Ticker T	00206R102 TEL	36,052 26 35 660	0 00	28,307 12 27,999	1,779 36	4 93
267 000	AUTOMATIC DATA PROCESSING INC Ticker ADP	053015103 IFT	14,861 22 55 660	105 47	9,748 84 36 513	421 86	2 83
63 000	BLACKROCK INC CLA Ticker BLK	09247X101 FIN	10,698 66 169 820	0 00	9,882 53 156 866	378 00	3 53

Settlement Date

U.S. TRUST

Bank of America Private Wealth Management

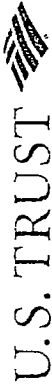
Portfolio Detail

Account: MCCABE CATHOLIC CHARITIES-COMB
Sub-Account: MCCABE CATHOLIC CHARITIES-BACEIV

Apr 01, 2012 through June 30, 2012

Units	Description	CUSIP Sector (2)	Market Value(1)/ Market Price	Accrued Income	Average Unit Cost	Tax Cost/ Average Unit Cost	Unrealized Gain/Loss	Estimated Annual Income	Cur Yld/ YTM
U.S. Large Cap (cont)									
129 000	BOEING CO Ticker BA	097023105 IND	9,584.70 74.300	0.00	8,408.34 65.181	1,176.36	227.04	2.36	
954 000	BRISTOL MYERS SQUIBB CO Ticker: BMY	110122108 HEA	34,296.30 35.950	0.00	28,982.01 30.379	5,314.29	1,297.44	3.78	
397 000	CHEVRON CORP Ticker: CVX	166764100 ENR	41,883.50 105.500	0.00	33,109.03 83.398	8,774.47	1,429.20	3.41	
212 000	CHUBB CORP Ticker CB	171232101 FIN	15,437.84 72.820	86.92	14,279.15 67.354	1,158.69	347.68	2.25	
43 000	CME GROUP INC Ticker CME	125720105 FIN	11,528.73 268.110	0.00	10,824.85 251.741	703.88	383.56	3.32	
122 000	DOMINION RES INC VA NEW Ticker D	25746U109 UTL	6,588.00 54.000	0.00	6,184.70 50.694	403.30	257.42	3.90	
356 000	DU PONT E I DE NEMOURS & CO Ticker DD	263534109 MAT	18,002.92 50.570	0.00	16,931.61 47.561	1,071.31	612.32	3.40	
180 000	EMERSON ELEC CO Ticker EMR	291011104 IND	8,384.40 46.580	0.00	8,770.81 48.727	-386.41	288.00	3.43	
480 000	EXXON MOBIL CORP Ticker: XOM	30231G102 ENR	41,073.60 85.570	0.00	33,477.94 69.746	7,595.66	1,094.40	2.66	
319 000	HEINZ H J CO Ticker HNZ	423074103 CNS	17,347.22 54.380	164.29	14,345.17 44.969	3,002.05	657.14	3.78	
694 000	HOME DEPOT INC Ticker HD	437076102 CND	36,775.06 52.990	0.00	15,146.99 21.826	21,628.07	805.04	2.18	
300 000	HONEYWELL INTL INC Ticker: HON	438516106 IND	16,752.00 55.840	0.00	13,820.29 46.068	2,931.71	447.00	2.66	
1,280 000	INTEL CORP Ticker INTC	458140100 IFT	34,112.00 26.650	0.00	25,901.30 20.235	8,210.70	1,075.20	3.15	
211 000	INTERNATIONAL BUSINESS MACHS Ticker: IBM	459200101 IFT	41,267.38 195.580	0.00	18,383.35 87.125	22,884.03	717.40	1.73	
590 000	J P MORGAN CHASE & CO Ticker JPM	46625H100 FIN	21,080.70 35.730	0.00	25,793.79 43.718	-4,713.09	708.00	3.35	

Settlement Date



Bank of America Private Wealth Management

Portfolio Detail

MCCABE CATHOLIC CHARITIES-COMB
MCCABE CATHOLIC CHARITIES-BACEIV

Apr 01, 2012 through June 30, 2012

Account:
Sub-Account:

Units	Description	CUSIP Sector (2)	Market Value(1)/ Market Price	Accrued Income	Average Unit Cost	Tax Cost/ Unit Cost	Unrealized Gain/Loss	Estimated Annual Income	Cur Yld/ YTM
U.S. Large Cap (cont)									
289 000	JOHNSON & JOHNSON Ticker: JNJ	478160104 HEA	19,524.84 67.560	0.00	18,278.98 63.249	1,245.86	705.16	3.61	
222 000	KIMBERLY CLARK CORP Ticker: KMB	494368103 CNS	18,596.94 83.770	164.28	15,778.39 71.074	2,818.55	657.12	3.53	
431 000	KINDER MORGAN INC DEL Ticker: KMI	494568101 ENR	13,886.82 32.220	0.00	12,005.04 27.854	1,881.78	551.68	3.97	
188 000	LIMITED BRANDS INC Ticker: LTD	532716107 CND	7,995.64 42.530	0.00	7,971.10 42.399	24.54	188.00	2.35	
156 000	MACYS INC Ticker: M	55616P104 CND	5,358.60 34.350	31.20	6,277.60 40.241	-919.00	124.80	2.32	
260 000	MCDONALDS CORP Ticker: MCD	580135101 CND	23,017.80 88.530	0.00	18,016.58 69.295	5,001.22	728.00	3.16	
654 000	MERCK & CO INC NEW COM Ticker: MRK	58933Y105 HEA	27,304.50 41.750	274.68	23,962.42 36.640	3,342.08	1,098.72	4.02	
160 000	METLIFE INC Ticker: MET	59156R108 FIN	4,936.00 30.850	0.00	7,140.26 44.627	-2,204.26	118.40	2.39	
1,174 000	MICROSOFT CORP Ticker: MSFT	594918104 IFT	35,912.66 30.590	0.00	32,790.56 27.931	3,122.10	939.20	2.61	
136 000	NEXTERA ENERGY INC Ticker: NEE	65339F101 UTL	9,358.16 68.810	0.00	7,139.39 52.496	2,218.77	326.40	3.48	
112 000	NORFOLK SOUTHERN CORP Ticker: NSC	655844108 IND	8,038.24 71.770	0.00	8,209.92 73.303	-171.68	210.56	2.61	
187 000	OCCIDENTAL PETE CORP DEL Ticker: OXY	674599105 ENR	16,038.99 85.770	100.98	7,933.47 42.425	8,105.52	403.92	2.51	
99 000	PARKER HANNIFIN CORP Ticker: PH	701094104 IND	7,611.12 76.880	0.00	4,199.29 42.417	3,411.83	162.36	2.13	
1,426 000	PFIZER INC Ticker: PFE	717081103 HEA	32,798.00 23.000	0.00	22,350.92 15.674	10,447.08	1,254.88	3.82	
535 000	PHILIP MORRIS INTL INC Ticker: PM	718172109 CNS	46,684.10 87.260	411.95	19,881.16 37.161	26,802.94	1,647.80	3.53	

Settlement Date

U.S. TRUST

Bank of America Private Wealth Management

Portfolio Detail

Apr 01, 2012 through June 30, 2012

MCCABE CATHOLIC CHARITIES-COMB
MCCABE CATHOLIC CHARITIES-BACEIV

Account:
Sub-Account:

Units	Description	CUSIP Sector (2)	Market Value(1)/ Market Price	Accrued Income	Average Unit Cost	Tax Cost/ Average Unit Cost	Unrealized Gain/Loss	Estimated Annual Income	Cur Yld/ YTM
U.S. Large Cap (cont)									
265 000	PNC FINL SVCS GROUP INC Ticker: PNC	693475105 FIN	16,194.15 61.110	0.00	16,487.03 62.215	-292.88	424.00	2.61	
163 000	PRICE T ROWE GROUP INC Ticker: TROW	74144T108 FIN	10,262.48 62.960	0.00	4,362.36 26.763	5,900.12	221.68	2.16	
264 000	PROCTER & GAMBLE CO Ticker: PG	742718109 CNS	16,170.00 61.250	0.00	16,730.92 63.375	-560.92	593.47	3.67	
237 000	RAYTHEON CO COM NEW	755111507 IND	13,411.83 56.590	0.00	10,244.51 43.226	3,167.32	474.00	3.53	
232 000	SEMPRA ENERGY Ticker: SRE	816851109 UTL	15,980.16 68.880	139.20	12,994.53 56.011	2,985.63	556.80	3.48	
149 000	SHERWIN WILLIAMS CO Ticker: SHW	824348106 CND	19,720.15 132.350	0.00	12,879.21 86.438	6,840.94	232.44	1.17	
305 000	TEXAS INSTRS INC Ticker: TXN	882508104 IFT	8,750.45 28.690	0.00	9,635.12 31.591	-884.67	207.40	2.37	
424 000	TIME WARNER INC NEW COM	887317303 CND	16,324.00 38.500	0.00	14,441.97 34.061	1,882.03	440.96	2.70	
235 000	TJX COS INC NEW Ticker: TJX	872540109 CND	10,088.55 42.930	0.00	7,017.27 29.861	3,071.28	108.10	1.07	
231 000	UNITED TECHNOLOGIES CORP Ticker: UTX	913017109 IND	17,447.43 75.530	0.00	12,666.88 54.835	4,780.55	494.34	2.83	
662 000	US BANCORP DEL COM NEW	902973304 FIN	21,289.92 32.160	129.09	17,963.47 27.135	3,326.45	516.36	2.42	
904 000	VERIZON COMMUNICATIONS INC Ticker: VZ	92343V104 TEL	40,173.76 44.440	0.00	29,930.80 33.109	10,242.96	1,808.00	4.50	
166 000	WAL-MART STORES INC Ticker: WMT	931142103 CNS	11,573.52 69.720	0.00	9,639.57 58.070	1,933.95	263.94	2.28	
220 000	WASTE MGMT INC DEL Ticker: WM	94106L109 IND	7,348.00 33.400	0.00	6,794.02 30.882	553.98	312.40	4.25	

Settlement Date

U.S. TRUST

Bank of America Private Wealth Management

Portfolio Detail

Account: MCCABE CATHOLIC CHARITIES-COMB
Sub-Account: MCCABE CATHOLIC CHARITIES-BACEIV

Apr 01, 2012 through June 30, 2012

Units	Description	CUSIP Sector (2)	Market Value (1)/ Market Price	Accrued Income	Average Unit Cost	Tax Cost/ Unit Cost	Unrealized Gain/Loss	Estimated Annual Income	Cur Yld/ YTM
U.S. Large Cap (cont)									
545 000	WELLS FARGO & CO NEW COM Ticker WFC	949746101 FIN	18,224.80 33 440	0.00	13,087.10 24 013	5,137.70	479.60	2.63	
Total U.S. Large Cap			\$1,012,086.59	\$1,797.48	\$782,140.59	\$229,946.00	\$31,511.91	3.11%	
U.S. Mid Cap									
281 000	CMS ENERGY CORP Ticker CMS	125896100 UTL	\$6,603.50 23 500	\$0.00	\$6,050.44 21 532	\$553.06	\$269.76	4.08%	
323 000	DOVER CORP Ticker DOV	260003108 IND	17,316.03 53 610	0.00	13,083.12 40,505	4,232.91	406.98	2.35	
322 000	GALLAGHER ARTHUR J & CO Ticker. AJG	363576109 FIN	11,292.54 35 070	109.48	9,997.89 31 049	1,294.65	437.92	3.87	
149 000	NORDSTROM INC Ticker JWN	655664100 CND	7,403.81 49 690	0.00	3,310.13 22 216	4,093.68	160.92	2.17	
257 000	NUCOR CORP Ticker. NUE	670346105 MAT	9,740.30 37 900	93.81	10,549.71 41,049	-809.41	375.22	3.85	
372 000	RPM INTL INC Ticker RPM	749695103 MAT	10,118.40 27 200	0.00	8,283.10 22 266	1,835.30	319.92	3.16	
307 000	WESTAR ENERGY INC Ticker WR	957091100 UTL	9,194.65 29 950	0.00	8,981.56 29 256	213.09	405.24	4.40	
176 000	WISCONSIN ENERGY CORP Ticker WEC	976657106 UTL	6,964.32 39 570	0.00	6,015.91 34 181	948.41	211.20	3.03	
Total U.S. Mid Cap			\$78,633.55	\$203.29	\$66,271.86	\$12,361.69	\$2,587.16	3.29%	
U.S. Small Cap									
199 000	MEREDITH CORP Ticker MDP	589433101 CND	\$6,356.06 31 940	\$0.00	\$5,536.36 27 821	\$819.70	\$304.47	4.79%	
Total U.S. Small Cap			\$6,356.06	\$0.00	\$5,536.36	\$819.70	\$304.47	4.79%	

Settlement Date



Bank of America Private Wealth Management

Portfolio Detail

Apr 01, 2012 through June 30, 2012

MCCABE CATHOLIC CHARITIES-COMB
MCCABE CATHOLIC CHARITIES-BACEIV

Account:
Sub-Account:

Units	Description	CUSIP Sector (2)	Market Value(1)/ Market Price	Accrued Income	Average Unit Cost	Tax Cost/ Average Unit Cost	Unrealized Gain/Loss	Estimated Annual Income	Cur Yld/ YTM
International Developed									
302 000	ACCENTURE PLC CLA COM IRELAND Ticker: ACN	G1151C101 IFT	\$18,147.18 60 090	\$0.00	\$15,756.19 52.173	\$2,390.99	\$407.70	2.24%	
121.000	BHP BILLITON LTD SPONSORED ADR AUSTRALIA Ticker: BHP	088606108 MAT	7,901.30 65 300	0.00	8,380.77 69,263	-479.47	266.20	3.36	
209 000	DIAGEO PLC SPONSORED ADR NEW UNITED KINGDOM Ticker: DEO	25243Q205 CNS	21,541.63 103 070	0.00	12,371.41 59 193	9,170.22	551.13	2.55	
540 000	GLAXOSMITHKLINE PLC SPONSORED ADR UNITED KINGDOM Ticker: GSK	37733W105 HEA	24,607.80 45 570	296.51	23,652.86 43 802	954.94	1,229.58	4.99	
326 000	PENN WEST PETE LTD NEW COM CANADA Ticker: PWE	707887105 OEO	4,365.14 13 390	87.59	5,674.10 17 405	-1,308.96	350.51	8.03	
461 000	ROYAL DUTCH SHELL PLC SPONSORED ADR CLA DUTCH LISTING Ticker: RDSA	780259206 ENR	31,085.23 67 430	336.99	30,943.42 67 122	141.81	1,347.96	4.33	
Total International Developed			\$107,648.28	\$721.09	\$96,778.75	\$10,869.53	\$4,153.08	3.85%	
Total Equities			\$1,204,724.48	\$2,721.86	\$950,727.56	\$253,996.92	\$38,556.62	3.20%	
Public REITs									
155.000	DIGITAL RLTY TR INC REITs	253868103	\$11,635.85 75 070	\$0.00	\$10,046.13 64 814	\$1,589.72	\$452.60	3.89%	

Settlement Date

U.S. TRUST

Bank of America Private Wealth Management

Portfolio Detail

Apr 01, 2012 through June 30, 2012

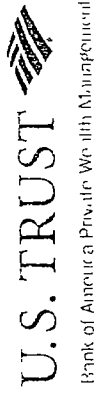
MCCABE CATHOLIC CHARITIES-COMB
MCCABE CATHOLIC CHARITIES-BACEIV

Account:
Sub-Account:

Units	Description	CUSIP Sector (2)	Market Value (1)/ Market Price	Accrued Income	Average Unit Cost	Tax Cost/ Unit Cost	Unrealized Gain/Loss	Estimated Annual Income	Cur Yld/ YTM
	Public REITs (cont)								
61 000	PUBLIC STORAGE INC COM (REIT)	74460D109	8,809.01 144.410	0.00	7,931.46 130.024	877.55	268.40	3.04	
	Total Public REITs		\$20,444.86	\$0.00	\$17,977.59	\$2,467.27	\$721.00	3.52%	
	Total Real Estate		\$20,444.86	\$0.00	\$17,977.59	\$2,467.27	\$721.00	3.52%	
	Total Portfolio		\$1,246,586.07	\$2,723.14	\$990,121.88	\$256,464.19	\$39,292.40	3.15%	
	Accrued Income		\$2,723.14						
	Total		\$1,249,309.21						

(1) Market Value in the Portfolio Detail section does not include Accrued Income

Settlement Date



Portfolio Detail

Apr 01, 2012 through June 30, 2012

MCCABE CATHOLIC CHARITIES-COMB
MCCABE CATHOLIC CHARITIES-BACTIC

Account:
Sub-Account:

Units	Description	CUSIP Sector (2)	Market Value (1)/ Market Price	Accrued Income	Average Unit Cost	Tax Cost/ Unit Cost	Unrealized Gain/Loss	Estimated Annual Income	Cur Yld/ YTM
	Cash/Currency Other								
3 630	PRINCIPAL CASH		\$3 63 1 000	\$0 00	\$3 63 1 000	\$3 63	\$0 00	\$0 00	0 00%
	Total Cash/Currency Other		\$3.63	\$0.00	\$3.63	\$3.63	\$0.00	\$0.00	0.00%
	Total Cash/Currency		\$3.63	\$0.00	\$3.63	\$3.63	\$0.00	\$0.00	0.00%
	Total Portfolio		\$3.63	\$0.00	\$3.63	\$3.63	\$0.00	\$0.00	0.00%
	Accrued Income		\$0 00						
	Total		\$3.63						

(1) Market Value in the Portfolio Detail section does not include Accrued Income

Settlement Date

U.S. TRUST



Bank of America Private Wealth Management

Portfolio Detail

Account: MCCABE CATHOLIC CHARITIES-COMB
 Sub-Account: MCCABE CATHOLIC CHARITIES
 Apr 01, 2012 through June 30, 2012

Units	Description	CUSIP Sector (2)	Market Value(1)/ Market Price	Accrued Income	Average Unit Cost	Tax Cost/ Unit Cost	Unrealized Gain/Loss	Estimated Annual Income	Cur Yld/ YTM
Cash Equivalents									
34,003 740	BOFA GOVERNMENT RESERVES TRUST CLASS (Income Investment)	097100556	\$34,003 74	\$0 22	\$34,003 74	1,000	\$0 00	\$3 40	0 01%
451,230 670	BOFA GOVERNMENT RESERVES TRUST CLASS	097100556	451,230 67	4 29	451,230 67	1,000	0 00	45 12	0 01
	Total Cash Equivalents		\$485,234.41	\$4.51	\$485,234.41		\$0.00	\$48.52	0.01%
	Total Cash/Currency		\$485,234.41	\$4.51	\$485,234.41		\$0.00	\$48.52	0.01%
U.S. Mid Cap									
21,380.441	COLUMBIA MID CAP INDEX FUND CLASS Z SHARES Ticker: NMPA X	19765J608 OEQ	\$241,171 37	\$0 00	\$158,429 07	7 410	\$82,742 30	\$2,608.41	1.08%
	Total U.S. Mid Cap		\$241,171.37	\$0.00	\$158,429.07		\$82,742.30	\$2,608.41	1.08%
U.S. Small Cap									
5,937 659	COLUMBIA SMALL CAP INDEX FUND CLASS Z SHARES Ticker: NMSC X	19765J814 OEQ	\$101,415 22	\$0 00	\$83,209 09	14 014	\$18,206 13	\$961 90	0 94%
	Total U.S. Small Cap		\$101,415.22	\$0.00	\$83,209.09		\$18,206.13	\$961 90	0 94%
International Developed									
25,861 993	COLUMBIA MULTI-ADVISOR INTL EQUITY FUND CLASS Z SHARES Ticker: NIEQ X	19765H677 OEQ	\$279,309 52	\$0 00	\$340,511 55	13 166	-\$61,202 03	\$3,413 78	1 22%
	Total International Developed		\$279,309.52	\$0.00	\$340,511 55		-\$61,202 03	\$3,413.78	1 22%

(2) Industry Sector Codes
 CND = Consumer Discretionary
 CNS = Consumer Staples
 ENR = Energy
 FIN = Financials
 HEA = Health Care
 IND = Industrials
 IFT = Information Technology
 MAT = Materials
 OEQ = Other Equities
 TEL = Telecommunication Services
 UTL = Utilities

Settlement Date

U.S. TRUST

Bank of America Private Wealth Management



Portfolio Detail

Apr 01, 2012 through June 30, 2012

MCCABE CATHOLIC CHARITIES-COMB
MCCABE CATHOLIC CHARITIES

Account:
Sub-Account:

Units	Description	CUSIP Sector (2)	Market Value(1)/ Market Price	Accrued Income	Average Unit Cost	Tax Cost/ Average Unit Cost	Unrealized Gain/Loss	Estimated Annual Income	Cur Yld/ YTM
305 000	VANGUARD MSCI EMERGING MKTS ETF Ticker VWO	922042858 OEF	\$12,178.65 39.930	\$0.00	\$12,620.90 41.380	\$12,620.90	-\$442.25	\$276.33	2.26%
	Total Emerging Markets		\$12,178.65	\$0.00	\$12,620.90	\$12,620.90	-\$442.25	\$276.33	2.26%
	Total Equities		\$634,074.76	\$0.00	\$594,770.61	\$594,770.61	\$39,304.15	\$7,260.42	1.14%

Fixed Income

Units	Description	CUSIP Sector (2)	Market Value(1)/ Market Price	Accrued Income	Average Unit Cost	Tax Cost/ Average Unit Cost	Unrealized Gain/Loss	Estimated Annual Income	Cur Yld/ YTM
50,000 000	Investment Grade Taxable 2012 UNITED STATES TREAS NT DTD 07/02/07 4.875% DUE 06/30/12 Moody's AAA S&P:AA+	912828GW4	\$50,000.00 100.000	\$1,225.44	\$51,388.67 102.777	\$51,388.67	-\$1,388.67	\$2,437.50	4.87%
175,000 000	BB&T CORP SUB NT DTD 09/24/02 4.750% DUE 10/01/12 Moody's A3 S&P BBB+	054937AD9	176,681.75 100.961	2,078.12	176,553.25 100.888	176,553.25	128.50	8,312.50	4.70 0.84
7,000 000	2013 FEDERAL NATL MTG ASSN MTN DTD 03/28/03 4.375% DUE 03/15/13 Moody's AAA S&P:AA+	31359MRG0	7,202.09 102.887	90.17	6,937.56 99.108	6,937.56	264.53	306.25	4.25 0.26
75,000 000	FEDERAL HOME LN BKS CONS BD DTD 04/18/08 3.625% DUE 05/29/13 Moody's AAA S&P:AA+	3133X0U34	77,288.25 103.051	241.66	74,367.53 99.157	74,367.53	2,920.72	2,718.75	3.51 0.25
150,000 000	FEDERAL HOME LN BKS MTN DTD 05/15/03 3.875% DUE 06/14/13 Moody's AAA S&P AA+	31339X2M5	155,134.50 103.423	274.48	152,630.70 101.754	152,630.70	2,503.80	5,812.50	3.74 0.26

Settlement Date

U.S. TRUST

Bank of America Private Wealth Management

Portfolio Detail

Apr 01, 2012 through June 30, 2012

MCCABE CATHOLIC CHARITIES-COMB
MCCABE CATHOLIC CHARITIES

Account:
Sub-Account:

Units	Description	CUSIP Sector (2)	Market Value (1)/ Market Price	Accrued Income	Average Unit Cost	Tax Cost/ Unit Cost	Unrealized Gain/Loss	Estimated Annual Income	Cur Yld/ YTM
-------	-------------	------------------	-----------------------------------	-------------------	----------------------	------------------------	-------------------------	----------------------------	-----------------

Investment Grade Taxable (cont)

2,000,000	2014 UNITED STATES TREASNT DTD 02/17/04 4.000% DUE 02/15/14 Moody's AAA S&P AA+	912828CA6	2,118.68 105.934	30.11	1,963.59 98.180	155.09	80.00	3.77 0.31
75,000,000	FEDERAL NATL MTG ASSN BENCHMARK NT DTD 03/25/04 4.125% DUE 04/15/14 Moody's AAA S&P AA+	31359MUT8	80,023.50 106.698	653.12	75,513.38 100.685	4,510.12	3,093.75	3.86 0.35
10,000,000	UNITED STATES TREASNT DTD 08/16/04 4.250% DUE 08/15/14 Moody's AAA S&P AA+	912828CT5	10,822.70 108.227	159.95	9,971.09 99.711	851.61	425.00	3.92 0.34
50,000,000	2015 COCA COLA ENTERPRISES INC SR UNSEC NT DTD 02/20/09 4.250% DUE 03/01/15 Moody's A3 S&P A+	191219BV5	54,338.00 108.676	708.33	50,352.00 100.704	3,986.00	2,125.00	3.91 0.91
50,000,000	2017 TARGET CORP SR UNSEC NT DTD 05/01/07 5.375% DUE 05/01/17 Moody's A2 S&P A+	87612EAP1	58,977.00 117.954	447.92	50,770.00 101.540	8,207.00	2,687.50	4.55 1.45
100,000,000	2018 FEDERAL HOME LN MTG CORP REFERENCE NT DTD 06/13/08 4.875 DUE 06/13/18 Moody's AAA S&P AA+	3137EABP3	121,108.00 121.108	243.75	99,803.70 99.804	21,304.30	4,875.00	4.02 1.14
50,000,000	2019 MICROSOFT CORP SR UNSEC NT DTD 05/18/09 4.200% DUE 06/01/19 Moody's AAA S&P AAA	594918AC8	58,288.50 116.577	175.00	48,601.50 97.203	9,687.00	2,100.00	3.60 1.57

Settlement Date

U.S. TRUST

Bank of America Private Wealth Management

Portfolio Detail

Account: MCCABE CATHOLIC CHARITIES-COMB
 Sub-Account: MCCABE CATHOLIC CHARITIES

Apr 01, 2012 through June 30, 2012

Units	Description	CUSIP Sector (2)	Market Value(1)/ Market Price	Accrued Income	Average Unit Cost	Tax Cost/ Unit Cost	Unrealized Gain/Loss	Estimated Annual Income	Cur Yld/ YTM
Investment Grade Taxable (cont)									
14,000 000	2023 UNITED STATES TREAS BD DTD 08/16/93 6.250% DUE 08/15/23 Moody's: AAA S&P: AA+	912810E07	20,335.00 145.250	329.32	16,626.09 118.758		3,708.91	875.00	4.30 1.67
3,000 000	2031 UNITED STATES TREAS BD DTD 02/15/01 5.375% DUE 02/15/31 Moody's: AAA S&P: AA+	912810FP8	4,371.57 145.719	60.69	3,337.97 111.266		1,033.60	161.25	3.68 2.24
18,675 800	COLUMBIA INTERMEDIATE BOND FUND CLASS Z SHARES	19765N468	175,739.28 9.410	493.19	170,058.14 9.106		5,681.14	6,966.07	3.96
17,133 661	COLUMBIA U.S. TREAS INDEX FUND CLASS Z SHARES	19765N617	199,949.82 11.670	242.61	195,000.00 11.381		4,949.82	3,529.53	1.76
735.000	ISHARES BARCLAYS AGGREGATE BD FUND	464287226	81,805.50 111.300	0.00	75,019.61 102.067		6,785.89	2,054.33	2.51
960.000	ISHARES BARCLAYS INTERMEDIATE CR BD FUND	464288638	104,947.20 109.320	0.00	99,768.00 103.925		5,179.20	3,562.56	3.39
520 000	ISHARES BARCLAYS 1-3 YR CR BD FUND	464288646	54,449.20 104.710	0.00	53,300.90 102.502		1,148.30	919.36	1.68
9,140 768	PIMCO TOTAL RETURN FUND INSTL	693390700	103,290.68 11.300	0.00	100,000.00 10.940		3,290.68	3,382.08	3.27
	Total Investment Grade Taxable		\$1,596,871.22	\$7,453.86	\$1,511,963.68		\$84,907.54	\$56,423.93	3.53%
Global High Yield Taxable									
19,397 348	COLUMBIA INCOME OPPORTUNITIES FUND CL Z	19763T889	\$186,990.43 9.640	\$912.51	\$201,712.00 10.399		-\$14,721.57	\$11,502.63	6.15%
	Total Global High Yield Taxable		\$186,990.43	\$912.51	\$201,712.00		-\$14,721.57	\$11,502.63	6.15%
	Total Fixed Income		\$1,783,861.65	\$8,366.37	\$1,713,675.68		\$70,185.97	\$67,926.56	3.80%

Settlement Date

U.S. TRUST

Bank of America Private Wealth Management

Portfolio Detail

Apr 01, 2012 through June 30, 2012

MCCABE CATHOLIC CHARITIES-COMB
MCCABE CATHOLIC CHARITIES

Account:
Sub-Account:

Units	Description	CUSIP Sector (2)	Market Value (1)/ Market Price	Accrued Income	Average Unit Cost	Tax Cost/ Average Unit Cost	Unrealized Gain/Loss	Estimated Annual Income	Cur Yld/ YTM
COMMODITIES									
4,043.127	PIMCO COMMODITY REALRETURN STRATEGY FUND	722005667	\$25,956.88 6.420	\$0.00	\$30,000.00 7.420	\$30,000.00	-\$4,043.12	\$5,518.87	21.26%
	Total Commodities		\$25,956.88	\$0.00	\$30,000.00	\$30,000.00	-\$4,043.12	\$5,518.87	21.26%
	Total Tangible Assets		\$25,956.88	\$0.00	\$30,000.00	\$30,000.00	-\$4,043.12	\$5,518.87	21.26%
	Total Portfolio		\$2,929,127.70	\$8,370.88	\$2,823,680.70	\$2,823,680.70	\$105,447.00	\$80,754.37	2.75%
	Accrued Income		\$8,370.88						
	Total		\$2,937,498.58						

(1) Market Value in the Portfolio Detail section does not include Accrued Income