



See a Social Security Number? Say Something!
Report Privacy Problems to <https://public.resource.org/privacy>
Or call the IRS Identity Theft Hotline at 1-800-908-4490



Return of Private Foundation
 or Section 4947(a)(1) Nonexempt Charitable Trust
 Treated as a Private Foundation

2011

Note. The foundation may be able to use a copy of this return to satisfy state reporting requirements

For calendar year 2011 or tax year beginning 07/01, 2011, and ending 06/30, 2012

Name of foundation: ARMINGTON, EVENOR OAG # 55-0087 1515027504
 Number and street (or P.O. box number if mail is not delivered to street address): PO BOX 1558 DEPT EA4E86
 City or town, state, and ZIP code: COLUMBUS, OH 43216

A Employer identification number: 34-6525508
B Telephone number (see instructions): (614) 331-9547

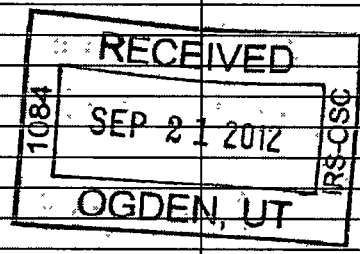
C If exemption application is pending, check here
D 1. Foreign organizations, check here
 2. Foreign organizations meeting the 85% test, check here and attach computation
E If private foundation status was terminated under section 507(b)(1)(A), check here
F If the foundation is in a 60-month termination under section 507(b)(1)(B), check here

G Check all that apply:
 Initial return
 Final return
 Address change
 Initial return of a former public charity
 Amended return
 Name change

H Check type of organization: Section 501(c)(3) exempt private foundation
 Section 4947(a)(1) nonexempt charitable trust Other taxable private foundation

I Fair market value of all assets at end of year (from Part II, col. (c), line 16) \$ 1,958,506.
J Accounting method: Cash Accrual
 Other (specify) _____
 (Part I, column (d) must be on cash basis.)

| Part I Analysis of Revenue and Expenses (The total of amounts in columns (b), (c), and (d) may not necessarily equal the amounts in column (a) (see instructions)) | | (a) Revenue and expenses per books | (b) Net investment income | (c) Adjusted net income | (d) Disbursements for charitable purposes (cash basis only) |
|--|--|------------------------------------|---------------------------|-------------------------|---|
| Contributions, gifts, grants, etc., received (attach schedule). Check <input type="checkbox"/> if the foundation is not required to attach Sch B | | | | | |
| Interest on savings and temporary cash investments | | | | | |
| Dividends and interest from securities | | 52,837. | 52,837. | | STMT 1 |
| 5a Gross rents | | | | | |
| b Net rental income or (loss) | | | | | |
| 6a Net gain or (loss) from sale of assets not on line 10 | | 181,898. | | | |
| b Gross sales price for all assets on line 6a | | 1,017,550. | | | |
| 7 Capital gain net income (from Part IV, line 2) | | | 181,898. | | |
| 8 Net short-term capital gain | | | | | |
| 9 Income modifications | | | | | |
| 10a Gross sales less returns and allowances | | | | | |
| b Less Cost of goods sold | | | | | |
| c Gross profit or (loss) (attach schedule) | | | | | |
| 11 Other income (attach schedule) | | 488. | | | STMT 3 |
| 12 Total. Add lines 1 through 11 | | 235,223. | 234,735. | | |
| 13 Compensation of officers, directors, trustees, etc | | 16,470. | 8,235. | | 8,235. |
| 14 Other employee salaries and wages | | | NONE | NONE | |
| 15 Pension plans, employee benefits | | | NONE | NONE | |
| 16a Legal fees (attach schedule) | | | | | |
| b Accounting fees (attach schedule) | | | | | |
| c Other professional fees (attach schedule) | | | | | |
| 17 Interest | | | | | |
| 18 Taxes (attach schedule) (see instructions) STMT 4 | | 334. | 200. | | |
| 19 Depreciation (attach schedule) and depletion | | | | | |
| 20 Occupancy | | | | | |
| 21 Travel, conferences, and meetings | | | | | |
| 22 Printing and publications | | | | | |
| 23 Other expenses (attach schedule) STMT 5 | | 3,027. | 1,513. | | 1,513. |
| 24 Total operating and administrative expenses. Add lines 13 through 23 | | 19,831. | 9,948. | NONE | 9,748. |
| 25 Contributions, gifts, grants paid | | 322,500. | | | 322,500. |
| 26 Total expenses and disbursements. Add lines 24 and 25 | | 342,331. | 9,948. | NONE | 332,248. |
| 27 Subtract line 26 from line 12. | | | | | |
| a Excess of revenue over expenses and disbursements | | -107,108. | | | |
| b Net investment income (if negative, enter -0-) | | | 224,787. | | |
| c Adjusted net income (if negative, enter -0-) | | | | | |



SCANNED OCT 01 2012

12

| Part II Balance Sheets | | Attached schedules and amounts in the description column should be for end-of-year amounts only (See instructions) | | | |
|-----------------------------|---|---|----------------|-----------------------|--|
| | | Beginning of year | End of year | | |
| | | (a) Book Value | (b) Book Value | (c) Fair Market Value | |
| Assets | 1 | Cash - non-interest-bearing | | | |
| | 2 | Savings and temporary cash investments | | | |
| | 3 | Accounts receivable | | | |
| | | Less: allowance for doubtful accounts | | | |
| | 4 | Pledges receivable | | | |
| | | Less: allowance for doubtful accounts | | | |
| | 5 | Grants receivable | | | |
| | 6 | Receivables due from officers, directors, trustees, and other disqualified persons (attach schedule) (see instructions) | | | |
| | 7 | Other notes and loans receivable (attach schedule) | | | |
| | | Less allowance for doubtful accounts | NONE | | |
| | 8 | Inventories for sale or use | | | |
| | 9 | Prepaid expenses and deferred charges | | | |
| | 10 a | Investments - U S and state government obligations (attach schedule) | | | |
| | b | Investments - corporate stock (attach schedule) | | | |
| | c | Investments - corporate bonds (attach schedule) | | | |
| | 11 | Investments - land, buildings, and equipment basis | | | |
| | Less accumulated depreciation (attach schedule) | | | | |
| 12 | Investments - mortgage loans | | | | |
| 13 | Investments - other (attach schedule) | | | | |
| 14 | Land, buildings, and equipment basis | | | | |
| | Less accumulated depreciation (attach schedule) | | | | |
| 15 | Other assets (describe) | 1,655,419. | 1,554,751. | 1,958,506. | |
| 16 | Total assets (to be completed by all filers - see the instructions Also, see page 1, item I) | 1,655,419. | 1,554,751. | 1,958,506. | |
| Liabilities | 17 | Accounts payable and accrued expenses | | | |
| | 18 | Grants payable | | | |
| | 19 | Deferred revenue | | | |
| | 20 | Loans from officers, directors, trustees, and other disqualified persons | | | |
| | 21 | Mortgages and other notes payable (attach schedule) | | | |
| | 22 | Other liabilities (describe) | | | |
| 23 | Total liabilities (add lines 17 through 22) | | | | |
| Net Assets or Fund Balances | Foundations that follow SFAS 117, check here <input type="checkbox"/> and complete lines 24 through 26 and lines 30 and 31. | | | | |
| | 24 | Unrestricted | | | |
| | 25 | Temporarily restricted | | | |
| | 26 | Permanently restricted | | | |
| | Foundations that do not follow SFAS 117, check here and complete lines 27 through 31. <input checked="" type="checkbox"/> | | | | |
| | 27 | Capital stock, trust principal, or current funds | 1,655,419. | 1,554,751. | |
| | 28 | Paid-in or capital surplus, or land, bldg, and equipment fund | | | |
| 29 | Retained earnings, accumulated income, endowment, or other funds | | | | |
| 30 | Total net assets or fund balances (see instructions) | 1,655,419. | 1,554,751. | | |
| 31 | Total liabilities and net assets/fund balances (see instructions) | 1,655,419. | 1,554,751. | | |

| Part III Analysis of Changes in Net Assets or Fund Balances | | |
|---|--|------------|
| 1 | Total net assets or fund balances at beginning of year - Part II, column (a), line 30 (must agree with end-of-year figure reported on prior year's return) | 1,655,419. |
| 2 | Enter amount from Part I, line 27a | -107,108. |
| 3 | Other increases not included in line 2 (itemize) SEE STATEMENT 6 | 6,440. |
| 4 | Add lines 1, 2, and 3 | 1,554,751. |
| 5 | Decreases not included in line 2 (itemize) | |
| 6 | Total net assets or fund balances at end of year (line 4 minus line 5) - Part II, column (b), line 30 | 1,554,751. |

Part IV Capital Gains and Losses for Tax on Investment Income

| (a) List and describe the kind(s) of property sold (e.g., real estate, 2-story brick warehouse; or common stock, 200 shs MLC Co) | | (b) How acquired P-Purchase D-Donation | (c) Date acquired (mo., day, yr.) | (d) Date sold (mo., day, yr) |
|--|--|---|--|---|
| 1a PUBLICLY TRADED SECURITIES | | | | |
| b | | | | |
| c | | | | |
| d | | | | |
| e | | | | |
| (e) Gross sales price | (f) Depreciation allowed (or allowable) | (g) Cost or other basis plus expense of sale | (h) Gain or (loss) (e) plus (f) minus (g) | |
| a 1,005,930. | | 835,652. | 170,278. | |
| b | | | | |
| c | | | | |
| d | | | | |
| e | | | | |
| Complete only for assets showing gain in column (h) and owned by the foundation on 12/31/69 | | | | (i) Gains (Col. (h) gain minus col. (k), but not less than -0-) or Losses (from col. (h)) |
| (i) F.M.V. as of 12/31/69 | (j) Adjusted basis as of 12/31/69 | (k) Excess of col. (i) over col. (j), if any | | |
| a | | | 170,278. | |
| b | | | | |
| c | | | | |
| d | | | | |
| e | | | | |
| 2 Capital gain net income or (net capital loss) | { If gain, also enter in Part I, line 7 If (loss), enter -0- in Part I, line 7 } | | 2 | 181,898. |
| 3 Net short-term capital gain or (loss) as defined in sections 1222(5) and (6): If gain, also enter in Part I, line 8, column (c) (see instructions). If (loss), enter -0- in Part I, line 8 | { If gain, also enter in Part I, line 8, column (c) (see instructions). If (loss), enter -0- in Part I, line 8 } | | 3 | |

Part V Qualification Under Section 4940(e) for Reduced Tax on Net Investment Income

(For optional use by domestic private foundations subject to the section 4940(a) tax on net investment income.)

If section 4940(d)(2) applies, leave this part blank.

Was the foundation liable for the section 4942 tax on the distributable amount of any year in the base period? Yes No
 If "Yes," the foundation does not qualify under section 4940(e). Do not complete this part.

1 Enter the appropriate amount in each column for each year; see the instructions before making any entries.

| (a) Base period years Calendar year (or tax year beginning in) | (b) Adjusted qualifying distributions | (c) Net value of noncharitable-use assets | (d) Distribution ratio (col. (b) divided by col. (c)) |
|---|--|--|---|
| 2010 | 298,007. | 2,062,361. | 0.144498 |
| 2009 | 340,386. | 2,499,939. | 0.136158 |
| 2008 | 339,550. | 3,013,899. | 0.112661 |
| 2007 | 345,817. | 4,102,249. | 0.084299 |
| 2006 | 395,548. | 4,264,456. | 0.092755 |
| 2 Total of line 1, column (d) | | | 2 0.570371 |
| 3 Average distribution ratio for the 5-year base period - divide the total on line 2 by 5, or by the number of years the foundation has been in existence if less than 5 years | | | 3 0.114074 |
| 4 Enter the net value of noncharitable-use assets for 2011 from Part X, line 5 | | | 4 1,858,736. |
| 5 Multiply line 4 by line 3 | | | 5 212,033. |
| 6 Enter 1% of net investment income (1% of Part I, line 27b) | | | 6 2,248. |
| 7 Add lines 5 and 6 | | | 7 214,281. |
| 8 Enter qualifying distributions from Part XII, line 4 If line 8 is equal to or greater than line 7, check the box in Part VI, line 1b, and complete that part using a 1% tax rate. See the Part VI instructions. | | | 8 332,248. |

Part VI Excise Tax Based on Investment Income (Section 4940(a), 4940(b), 4940(e), or 4948 - see instructions)

Table with 11 rows for excise tax calculations. Includes sub-sections 6a-6d for credits and payments. Total amount owed is 1,977.

Part VII-A Statements Regarding Activities

Table with 10 rows for activity statements. Includes questions about political campaigns, tax returns, and substantial contributors. Includes handwritten entry 'OH' for question 8a.

Part VII-A Statements Regarding Activities (continued)

11 At any time during the year, did the foundation, directly or indirectly, own a controlled entity within the meaning of section 512(b)(13)? If "Yes," attach schedule (see instructions) 11 X
12 Did the foundation make a distribution to a donor advised fund over which the foundation or a disqualified person had advisory privileges? If "Yes," attach statement (see instructions) 12 X
13 Did the foundation comply with the public inspection requirements for its annual returns and exemption application? 13 X
Website address N/A
14 The books are in care of HUNTINGTON NATIONAL BANK Telephone no (614) 331-9547
Located at PO BOX 1558 DEPT EA4E86, COLUMBUS, OH ZIP + 4 43216
15 Section 4947(a)(1) nonexempt charitable trusts filing Form 990-PF in lieu of Form 1041 - Check here 15
16 At any time during calendar year 2011, did the foundation have an interest in or a signature or other authority over a bank, securities, or other financial account in a foreign country? 16 Yes No X
See the instructions for exceptions and filing requirements for Form TD F 90-22.1. If "Yes," enter the name of the foreign country

Part VII-B Statements Regarding Activities for Which Form 4720 May Be Required

File Form 4720 if any item is checked in the "Yes" column, unless an exception applies.

1a During the year did the foundation (either directly or indirectly)
(1) Engage in the sale or exchange, or leasing of property with a disqualified person? Yes X No
(2) Borrow money from, lend money to, or otherwise extend credit to (or accept it from) a disqualified person? Yes X No
(3) Furnish goods, services, or facilities to (or accept them from) a disqualified person? Yes X No
(4) Pay compensation to, or pay or reimburse the expenses of, a disqualified person? X Yes No
(5) Transfer any income or assets to a disqualified person (or make any of either available for the benefit or use of a disqualified person)? Yes X No
(6) Agree to pay money or property to a government official? (Exception. Check "No" if the foundation agreed to make a grant to or to employ the official for a period after termination of government service, if terminating within 90 days.) Yes X No
b If any answer is "Yes" to 1a(1)-(6), did any of the acts fail to qualify under the exceptions described in Regulations section 53.4941(d)-3 or in a current notice regarding disaster assistance (see instructions)? 1b X
Organizations relying on a current notice regarding disaster assistance check here
c Did the foundation engage in a prior year in any of the acts described in 1a, other than excepted acts, that were not corrected before the first day of the tax year beginning in 2011? 1c X
2 Taxes on failure to distribute income (section 4942) (does not apply for years the foundation was a private operating foundation defined in section 4942(j)(3) or 4942(j)(5))
a At the end of tax year 2011, did the foundation have any undistributed income (lines 6d and 6e, Part XIII) for tax year(s) beginning before 2011? Yes X No
If "Yes," list the years
b Are there any years listed in 2a for which the foundation is not applying the provisions of section 4942(a)(2) (relating to incorrect valuation of assets) to the year's undistributed income? (If applying section 4942(a)(2) to all years listed, answer "No" and attach statement - see instructions) 2b X
c If the provisions of section 4942(a)(2) are being applied to any of the years listed in 2a, list the years here
3a Did the foundation hold more than a 2% direct or indirect interest in any business enterprise at any time during the year? Yes X No
b If "Yes," did it have excess business holdings in 2011 as a result of (1) any purchase by the foundation or disqualified persons after May 26, 1969, (2) the lapse of the 5-year period (or longer period approved by the Commissioner under section 4943(c)(7)) to dispose of holdings acquired by gift or bequest; or (3) the lapse of the 10-, 15-, or 20-year first phase holding period? (Use Schedule C, Form 4720, to determine if the foundation had excess business holdings in 2011) 3b
4a Did the foundation invest during the year any amount in a manner that would jeopardize its charitable purposes? 4a X
b Did the foundation make any investment in a prior year (but after December 31, 1969) that could jeopardize its charitable purpose that had not been removed from jeopardy before the first day of the tax year beginning in 2011? 4b X

Part VII-B Statements Regarding Activities for Which Form 4720 May Be Required (continued)

5a During the year did the foundation pay or incur any amount to:

(1) Carry on propaganda, or otherwise attempt to influence legislation (section 4945(e))? Yes No

(2) Influence the outcome of any specific public election (see section 4955); or to carry on, directly or indirectly, any voter registration drive? Yes No

(3) Provide a grant to an individual for travel, study, or other similar purposes? Yes No

(4) Provide a grant to an organization other than a charitable, etc., organization described in section 509(a)(1), (2), or (3), or section 4940(d)(2)? (see instructions) Yes No

(5) Provide for any purpose other than religious, charitable, scientific, literary, or educational purposes, or for the prevention of cruelty to children or animals? Yes No

b If any answer is "Yes" to 5a(1)-(5), did any of the transactions fail to qualify under the exceptions described in Regulations section 53.4945 or in a current notice regarding disaster assistance (see instructions)? Yes No
 Organizations relying on a current notice regarding disaster assistance check here

c If the answer is "Yes" to question 5a(4), does the foundation claim exemption from the tax because it maintained expenditure responsibility for the grant? Yes No
 If "Yes," attach the statement required by Regulations section 53.4945-5(d)

6a Did the foundation, during the year, receive any funds, directly or indirectly, to pay premiums on a personal benefit contract? Yes No

b Did the foundation, during the year, pay premiums, directly or indirectly, on a personal benefit contract? Yes No
 If "Yes" to 6b, file Form 8870

7a At any time during the tax year, was the foundation a party to a prohibited tax shelter transaction? Yes No

b If "Yes," did the foundation receive any proceeds or have any net income attributable to the transaction? Yes No

Part VIII Information About Officers, Directors, Trustees, Foundation Managers, Highly Paid Employees, and Contractors

1 List all officers, directors, trustees, foundation managers and their compensation (see instructions).

| (a) Name and address | (b) Title, and average hours per week devoted to position | (c) Compensation (if not paid, enter -0-) | (d) Contributions to employee benefit plans and deferred compensation | (e) Expense account, other allowances |
|----------------------|---|---|---|---------------------------------------|
| SEE STATEMENT 7 | | 16,470. | -0- | -0- |
| | | | | |
| | | | | |
| | | | | |

2 Compensation of five highest-paid employees (other than those included on line 1 - see instructions). If none, enter "NONE."

| (a) Name and address of each employee paid more than \$50,000 | (b) Title, and average hours per week devoted to position | (c) Compensation | (d) Contributions to employee benefit plans and deferred compensation | (e) Expense account, other allowances |
|---|---|------------------|---|---------------------------------------|
| NONE | | NONE | NONE | NONE |
| | | | | |
| | | | | |
| | | | | |

Total number of other employees paid over \$50,000 NONE

Part VIII Information About Officers, Directors, Trustees, Foundation Managers, Highly Paid Employees, and Contractors (continued)

| 3 Five highest-paid independent contractors for professional services (see instructions). If none, enter "NONE." | | |
|---|---------------------|------------------|
| (a) Name and address of each person paid more than \$50,000 | (b) Type of service | (c) Compensation |
| NONE | | NONE |
| | | |
| | | |
| | | |
| | | |
| Total number of others receiving over \$50,000 for professional services | | NONE |

Part IX-A Summary of Direct Charitable Activities

| List the foundation's four largest direct charitable activities during the tax year. Include relevant statistical information such as the number of organizations and other beneficiaries served, conferences convened, research papers produced, etc. | Expenses |
|--|----------|
| 1 NONE | |
| 2 | |
| 3 | |
| 4 | |

Part IX-B Summary of Program-Related Investments (see instructions)

| Describe the two largest program-related investments made by the foundation during the tax year on lines 1 and 2 | Amount |
|--|--------|
| 1 NONE | |
| 2 | |
| All other program-related investments See instructions | |
| 3 NONE | |
| Total. Add lines 1 through 3 | |

Part X Minimum Investment Return (All domestic foundations must complete this part. Foreign foundations, see instructions.)

| | | | |
|----------|---|-----------|------------|
| 1 | Fair market value of assets not used (or held for use) directly in carrying out charitable, etc., purposes: | | |
| a | Average monthly fair market value of securities | 1a | 1,882,354. |
| b | Average of monthly cash balances | 1b | 4,688. |
| c | Fair market value of all other assets (see instructions) | 1c | NONE |
| d | Total (add lines 1a, b, and c) | 1d | 1,887,042. |
| e | Reduction claimed for blockage or other factors reported on lines 1a and 1c (attach detailed explanation) | 1e | |
| 2 | Acquisition indebtedness applicable to line 1 assets | 2 | NONE |
| 3 | Subtract line 2 from line 1d | 3 | 1,887,042. |
| 4 | Cash deemed held for charitable activities. Enter 1 1/2% of line 3 (for greater amount, see instructions) | 4 | 28,306. |
| 5 | Net value of noncharitable-use assets. Subtract line 4 from line 3. Enter here and on Part V, line 4 | 5 | 1,858,736. |
| 6 | Minimum investment return. Enter 5% of line 5 | 6 | 92,937. |

Part XI Distributable Amount (see instructions) (Section 4942(j)(3) and (j)(5) private operating foundations and certain foreign organizations check here and do not complete this part.)

| | | | |
|-----------|---|-----------|---------|
| 1 | Minimum investment return from Part X, line 6 | 1 | 92,937. |
| 2a | Tax on investment income for 2011 from Part VI, line 5 | 2a | 2,248. |
| b | Income tax for 2011. (This does not include the tax from Part VI.) | 2b | |
| c | Add lines 2a and 2b | 2c | 2,248. |
| 3 | Distributable amount before adjustments. Subtract line 2c from line 1 | 3 | 90,689. |
| 4 | Recoveries of amounts treated as qualifying distributions | 4 | NONE |
| 5 | Add lines 3 and 4 | 5 | 90,689. |
| 6 | Deduction from distributable amount (see instructions) | 6 | NONE |
| 7 | Distributable amount as adjusted. Subtract line 6 from line 5. Enter here and on Part XIII, line 1 | 7 | 90,689. |

Part XII Qualifying Distributions (see instructions)

| | | | |
|----------|--|-----------|----------|
| 1 | Amounts paid (including administrative expenses) to accomplish charitable, etc., purposes: | | |
| a | Expenses, contributions, gifts, etc. - total from Part I, column (d), line 26 | 1a | 332,248. |
| b | Program-related investments - total from Part IX-B | 1b | |
| 2 | Amounts paid to acquire assets used (or held for use) directly in carrying out charitable, etc., purposes | 2 | NONE |
| 3 | Amounts set aside for specific charitable projects that satisfy the: | | |
| a | Suitability test (prior IRS approval required) | 3a | NONE |
| b | Cash distribution test (attach the required schedule) | 3b | NONE |
| 4 | Qualifying distributions. Add lines 1a through 3b. Enter here and on Part V, line 8, and Part XIII, line 4 | 4 | 332,248. |
| 5 | Foundations that qualify under section 4940(e) for the reduced rate of tax on net investment income. Enter 1% of Part I, line 27b (see instructions) | 5 | 2,248. |
| 6 | Adjusted qualifying distributions. Subtract line 5 from line 4 | 6 | 330,000. |

Note. The amount on line 6 will be used in Part V, column (b), in subsequent years when calculating whether the foundation qualifies for the section 4940(e) reduction of tax in those years.

Part XIII Undistributed Income (see instructions)

| | (a) Corpus | (b) Years prior to 2010 | (c) 2010 | (d) 2011 |
|---|---------------|----------------------------|-------------|-------------|
| 1 Distributable amount for 2011 from Part XI, line 7 | | | | 90,689. |
| 2 Undistributed income, if any, as of the end of 2011 | | | | |
| a Enter amount for 2010 only | | | NONE | |
| b Total for prior years: 20 <u>09</u> , 20 <u> </u> , 20 <u> </u> | | NONE | | |
| 3 Excess distributions carryover, if any, to 2011: | | | | |
| a From 2006 | 187,104. | | | |
| b From 2007 | 146,390. | | | |
| c From 2008 | 191,127. | | | |
| d From 2009 | 216,737. | | | |
| e From 2010 | 195,957. | | | |
| f Total of lines 3a through e | 937,315. | | | |
| 4 Qualifying distributions for 2011 from Part XII, line 4 ▶ \$ <u>332,248.</u> | | | | |
| a Applied to 2010, but not more than line 2a | | | NONE | |
| b Applied to undistributed income of prior years (Election required - see instructions) | | NONE | | |
| c Treated as distributions out of corpus (Election required - see instructions) | NONE | | | |
| d Applied to 2011 distributable amount | | | | 90,689. |
| e Remaining amount distributed out of corpus | 241,559. | | | |
| 5 Excess distributions carryover applied to 2011. (If an amount appears in column (d), the same amount must be shown in column (a).) | NONE | | | NONE |
| 6 Enter the net total of each column as indicated below: | | | | |
| a Corpus Add lines 3f, 4c, and 4e Subtract line 5 | 1,178,874. | | | |
| b Prior years' undistributed income Subtract line 4b from line 2b | | NONE | | |
| c Enter the amount of prior years' undistributed income for which a notice of deficiency has been issued, or on which the section 4942(a) tax has been previously assessed | | NONE | | |
| d Subtract line 6c from line 6b. Taxable amount - see instructions | | NONE | | |
| e Undistributed income for 2010 Subtract line 4a from line 2a. Taxable amount - see instructions | | | NONE | |
| f Undistributed income for 2011. Subtract lines 4d and 5 from line 1. This amount must be distributed in 2012 | | | | NONE |
| 7 Amounts treated as distributions out of corpus to satisfy requirements imposed by section 170(b)(1)(F) or 4942(g)(3) (see instructions) | NONE | | | |
| 8 Excess distributions carryover from 2006 not applied on line 5 or line 7 (see instructions) | 187,104. | | | |
| 9 Excess distributions carryover to 2012. Subtract lines 7 and 8 from line 6a | 991,770. | | | |
| 10 Analysis of line 9: | | | | |
| a Excess from 2007 | 146,390. | | | |
| b Excess from 2008 | 191,127. | | | |
| c Excess from 2009 | 216,737. | | | |
| d Excess from 2010 | 195,957. | | | |
| e Excess from 2011 | 241,559. | | | |

Part XIV Private Operating Foundations (see instructions and Part VII-A, question 9)

NOT APPLICABLE

- 1a If the foundation has received a ruling or determination letter that it is a private operating foundation, and the ruling is effective for 2011, enter the date of the ruling
- b Check box to indicate whether the foundation is a private operating foundation described in section 4942(j)(3) or 4942(j)(5)

| | Tax year | Prior 3 years | | | (e) Total |
|--|----------|---------------|----------|----------|-----------|
| | (a) 2011 | (b) 2010 | (c) 2009 | (d) 2008 | |
| 2a Enter the lesser of the adjusted net income from Part I or the minimum investment return from Part X for each year listed | | | | | |
| b 85% of line 2a | | | | | |
| c Qualifying distributions from Part XII, line 4 for each year listed | | | | | |
| d Amounts included in line 2c not used directly for active conduct of exempt activities | | | | | |
| e Qualifying distributions made directly for active conduct of exempt activities Subtract line 2d from line 2c | | | | | |
| 3 Complete 3a, b, or c for the alternative test relied upon | | | | | |
| a "Assets" alternative test - enter | | | | | |
| (1) Value of all assets | | | | | |
| (2) Value of assets qualifying under section 4942(j)(3)(B)(i). | | | | | |
| b "Endowment" alternative test - enter 2/3 of minimum investment return shown in Part X, line 6 for each year listed | | | | | |
| c "Support" alternative test - enter | | | | | |
| (1) Total support other than gross investment income (interest, dividends, rents, payments on securities loans (section 512(a)(5)), or royalties). | | | | | |
| (2) Support from general public and 5 or more exempt organizations as provided in section 4942(j)(3)(B)(iii) | | | | | |
| (3) Largest amount of support from an exempt organization | | | | | |
| (4) Gross investment income | | | | | |

Part XV Supplementary Information (Complete this part only if the foundation had \$5,000 or more in assets at any time during the year - see instructions.)

- 1 **Information Regarding Foundation Managers:**
 - a List any managers of the foundation who have contributed more than 2% of the total contributions received by the foundation before the close of any tax year (but only if they have contributed more than \$5,000). (See section 507(d)(2).)
NONE
 - b List any managers of the foundation who own 10% or more of the stock of a corporation (or an equally large portion of the ownership of a partnership or other entity) of which the foundation has a 10% or greater interest.
NONE
- 2 **Information Regarding Contribution, Grant, Gift, Loan, Scholarship, etc., Programs:**

Check here if the foundation only makes contributions to preselected charitable organizations and does not accept unsolicited requests for funds. If the foundation makes gifts, grants, etc. (see instructions) to individuals or organizations under other conditions, complete items 2a, b, c, and d.

 - a The name, address, and telephone number of the person to whom applications should be addressed:
 - b The form in which applications should be submitted and information and materials they should include:
 - c Any submission deadlines:
 - d Any restrictions or limitations on awards, such as by geographical areas, charitable fields, kinds of institutions, or other factors:

Part XV Supplementary Information (continued)

3 Grants and Contributions Paid During the Year or Approved for Future Payment

| Recipient Name and address (home or business) | If recipient is an individual, show any relationship to any foundation manager or substantial contributor | Foundation status of recipient | Purpose of grant or contribution | Amount |
|--|--|--------------------------------------|-------------------------------------|--------------------|
| <p>a Paid during the year</p> <p>SEE STATEMENT 15</p> | | | | |
| Total | | | | 3a 322,500. |
| <p>b Approved for future payment</p> | | | | |
| Total | | | | 3b |

FORM 990PF, PART I - DIVIDENDS AND INTEREST FROM SECURITIES

| DESCRIPTION | REVENUE AND EXPENSES PER BOOKS | NET INVESTMENT INCOME |
|---|---|-----------------------------|
| ABBOTT LABS | 1,278. | 1,278. |
| AMERICAN EXPRESS CO | 364. | 364. |
| APACHE CORP W/1 RT/SH | 186. | 186. |
| AVON PRODS INC W/1 RT/SH | 794. | 794. |
| B B & T CORP | 220. | 220. |
| BP AMOCO PLC | 1,434. | 1,434. |
| BANKERS TRUST CORP 7.25% 10/15/2011 | 3,988. | 3,988. |
| CAPITAL ONE FINANCIAL CORP W/1 | 105. | 105. |
| CATERPILLAR INC W/1 RT/SH | 529. | 529. |
| CHEVRONTEXACO CORP | 1,110. | 1,110. |
| CHUBB CORP W/1 RT/SH | 908. | 908. |
| CISCO SYSTEMS W/1 RT/SH | 488. | 488. |
| COLGATE PALMOLIVE | 1,000. | 1,000. |
| COMCAST CORP CL A | 735. | 735. |
| CONOCOPHILLIPS | 1,287. | 1,287. |
| DEERE & CO W/1 RT/SH | 672. | 672. |
| EASTMAN CHEMICAL CO | 852. | 852. |
| EXELON CORP | 446. | 446. |
| GENERAL DYNAMICS W/1 RT/SH | 315. | 315. |
| GENERAL ELECTRIC CO | 833. | 833. |
| GENERAL MILLS INC W/1 RT/SH | 305. | 305. |
| HEWLETT PACKARD | 125. | 125. |
| HUNTINGTON MID CORP AMERICA FD III | 150. | 150. |
| HUNTINGTON DISCIPLINED EQUITY FD TR III | 401. | 401. |
| HUNTINGTON WORLD INCOME FUND III | 2,762. | 2,762. |
| ILLINOIS TOOL WORKS | 897. | 897. |
| INTEL CORP | 1,260. | 1,260. |
| IBM CORP | 620. | 620. |
| JABIL CIRCUIT INC | 510. | 510. |
| JOHNSON & JOHNSON | 1,218. | 1,218. |
| KLA-TENCOR CORP W/1 RT/SH | 228. | 228. |
| KIMBERLY CLARK CORP W/1 RT/SH | 333. | 333. |

SD0139 676N 08/29/2012 09:58:31

1515027504

26

STATEMENT 1

FORM 990PF, PART I - DIVIDENDS AND INTEREST FROM SECURITIES

| DESCRIPTION | REVENUE AND EXPENSES PER BOOKS | NET INVESTMENT INCOME |
|--|---|-----------------------------|
| MCDONALDS CORP W/1 RT/SH | 1,084. | 1,084. |
| MCGRAW-HILL COMPANIES INC W/1 | 808. | 808. |
| MEDTRONIC INC W/1 RT/SH | 963. | 963. |
| MERCK & CO INC | 1,190. | 1,190. |
| MERRILL LYNCH & CO INC 6.05% 05/16/2016 | 6,655. | 6,655. |
| MICROSOFT CORP | 988. | 988. |
| HUNTINGTON CONSERVATIVE DEPOSIT ACCOUNT | 114. | 114. |
| HUNTINGTON INTERMEDIATE GOVT | 217. | 217. |
| NATIONAL RETAIL PROPERTIES INC COMMON ST | 462. | 462. |
| NEXTERA ENERGY INC | 770. | 770. |
| OCCIDENTAL PETE | 196. | 196. |
| ORACLE CORPORATION W/1 RT/SH | 319. | 319. |
| PACKAGING CORP OF AMERICA | 188. | 188. |
| PEPSICO INC | 1,041. | 1,041. |
| PEPSICO INC 5.15% 05/15/2012 | 5,665. | 5,665. |
| QUEST DIAGNOSTICS INC | 70. | 70. |
| SPECTRA ENERGY CORP | 280. | 280. |
| SYSCO CORP W/1 RT/SH | 1,325. | 1,325. |
| TRAVELERS COS INC | 1,014. | 1,014. |
| VERIZON COMMUNICATIONS | 1,613. | 1,613. |
| ACCENTURE PLC CL A | 743. | 743. |
| HUNTINGTON EQUITY PROTECTION STRATEGIC C | 779. | 779. |
| TOTAL | 52,837. | 52,837. |

FORM 990PF, PART I - OTHER INCOME
=====

| DESCRIPTION ----- | REVENUE AND EXPENSES PER BOOKS ----- |
|----------------------|--|
| TOTALS | ----- 488. ===== |

FORM 990PF, PART I - TAXES
=====

| DESCRIPTION | REVENUE AND EXPENSES PER BOOKS | NET INVESTMENT INCOME |
|-------------------------------|---|-----------------------------|
| OTHER TAXES | 200. | 200. |
| FEDERAL ESTIMATES - PRINCIPAL | 134. | |
| TOTALS | 334. | 200. |

FORM 990PF, PART I - OTHER EXPENSES

=====

| DESCRIPTION | REVENUE AND EXPENSES PER BOOKS | NET INVESTMENT INCOME | CHARITABLE PURPOSES |
|-------------------------------|---|-----------------------------|------------------------|
| OTHER NON-ALLOCABLE EXPENSE - | 2,153. | 1,076. | 1,076. |
| OTHER NON-ALLOCABLE EXPENSE - | 874. | 437. | 437. |
| TOTALS | 3,027. | 1,513. | 1,513. |

FORM 990PF, PART III - OTHER INCREASES IN NET WORTH OR FUND BALANCES

=====

DESCRIPTION

AMOUNT

FISCAL YEAR TO CALENDAR YEAR CTF ADJUSTMENT

6,440.

TOTAL

6,440.

=====

FORM 990PF, PART VIII - LIST OF OFFICERS, DIRECTORS, AND TRUSTEES

=====

OFFICER NAME:

HUNTINGTON NATIONAL BANK

ADDRESS:

PO BOX 1558 DEPT EA4E86

COLUMBUS, OH 43216

TITLE:

TRUSTEE

AVERAGE HOURS PER WEEK DEVOTED TO POSITION: 4

COMPENSATION 16,470.

TOTAL COMPENSATION: 16,470.

=====

RECIPIENT NAME:
KISMET ROCK FOUNDATION
ADDRESS:
P.O. BOX 1744
CONWAY, NH 03860
RELATIONSHIP:
NONE
PURPOSE OF GRANT:
GENERAL FUND
FOUNDATION STATUS OF RECIPIENT:
501C3
AMOUNT OF GRANT PAID 12,000.

RECIPIENT NAME:
RIVER NETWORK
ADDRESS:
520 SW SIXTH AVE
PORTLAND, OR 97204
RELATIONSHIP:
NONE
PURPOSE OF GRANT:
GENERAL FUND
FOUNDATION STATUS OF RECIPIENT:
501C3
AMOUNT OF GRANT PAID 25,000.

RECIPIENT NAME:
AMERICAN RIVERS
ADDRESS:
801 PENNSYLVANIA AVE.,S.E
WASHINGTON, DC 20005
RELATIONSHIP:
NONE
PURPOSE OF GRANT:
GENERAL FUND
FOUNDATION STATUS OF RECIPIENT:
501C3
AMOUNT OF GRANT PAID 10,000.

RECIPIENT NAME:
PEACE DEVELOPMENT FUND
ADDRESS:
P.O. BOX 1280
AMHERST, MA 01002
RELATIONSHIP:
NONE
PURPOSE OF GRANT:
GENERAL FUND
FOUNDATION STATUS OF RECIPIENT:
501C3
AMOUNT OF GRANT PAID 10,000.

RECIPIENT NAME:
UNIVERSITY HOSPITALS OF
CLEVELAND
ADDRESS:
11100 EUCLID AVE
CLEVELAND, OH 44106
RELATIONSHIP:
NONE
PURPOSE OF GRANT:
MS RESEARCH
FOUNDATION STATUS OF RECIPIENT:
501C3
AMOUNT OF GRANT PAID 23,000.

RECIPIENT NAME:
ACLU
ADDRESS:
4506 CHESTER AVE
CLEVELAND, OH 44103
RELATIONSHIP:
NONE
PURPOSE OF GRANT:
GENERAL SUPPORT
FOUNDATION STATUS OF RECIPIENT:
501C3
AMOUNT OF GRANT PAID 8,000.

RECIPIENT NAME:
NATURE CONSERVANCY
ADDRESS:
6375 RIVERSIDE DR
DUBLIN, OH 43017
RELATIONSHIP:
NONE
PURPOSE OF GRANT:
GENERAL SUPPORT
FOUNDATION STATUS OF RECIPIENT:
501C3
AMOUNT OF GRANT PAID 33,000.

RECIPIENT NAME:
TRUST FOR PUBLIC LAND
ADDRESS:
116 NEW MONTGOMERY ST.
SAN FRANCISCO, CA 94105
RELATIONSHIP:
NONE
PURPOSE OF GRANT:
GENERAL SUPPORT
FOUNDATION STATUS OF RECIPIENT:
501C3
AMOUNT OF GRANT PAID 23,000.

RECIPIENT NAME:
TIN MOUNTAIN CONSERVATION CENTER
ADDRESS:
1245 BALD HILL ROAD
ALBANY, NH 03818
RELATIONSHIP:
NONE
PURPOSE OF GRANT:
GENERAL SUPPORT
FOUNDATION STATUS OF RECIPIENT:
501C3
AMOUNT OF GRANT PAID 20,000.

RECIPIENT NAME:
MOUNTAIN TOP MUSIC
ADDRESS:
111 MAIN STREET
CONWAY, NH 03818
RELATIONSHIP:
NONE
PURPOSE OF GRANT:
GENERAL SUPPORT
FOUNDATION STATUS OF RECIPIENT:
501C3
AMOUNT OF GRANT PAID 15,000.

RECIPIENT NAME:
CACAPON INSTITUTE
ADDRESS:
RR 1
HIGH VIEW, WV 26808
RELATIONSHIP:
NONE
PURPOSE OF GRANT:
GENERAL SUPPORT
FOUNDATION STATUS OF RECIPIENT:
501C3
AMOUNT OF GRANT PAID 15,000.

RECIPIENT NAME:
SOCIETY FOR THE PRESERVATION
OF NEW HAMPSHIRE FORESTS
ADDRESS:
54 PORTSMOUTH STREET
CONCORD, NH 03301
RELATIONSHIP:
NONE
PURPOSE OF GRANT:
GENERAL SUPPORT
FOUNDATION STATUS OF RECIPIENT:
501C3
AMOUNT OF GRANT PAID 15,000.

RECIPIENT NAME:
POTOMAC RIVER KEEPER
ADDRESS:
1100 15TH ST NW
WASHINGTON, DC 20005
RELATIONSHIP:
NONE
PURPOSE OF GRANT:
GENERAL SUPPORT
FOUNDATION STATUS OF RECIPIENT:
501C3
AMOUNT OF GRANT PAID 3,000.

RECIPIENT NAME:
M & D PRODUCTIONS
ADDRESS:
PO BOX 1147
CONWAY, NH 03818
RELATIONSHIP:
NONE
PURPOSE OF GRANT:
GENERAL SUPPORT
FOUNDATION STATUS OF RECIPIENT:
501C3
AMOUNT OF GRANT PAID 12,000.

RECIPIENT NAME:
CATALYTIC DIPLOMACY
ADDRESS:
307 MASSACHUSETTS AVE.
WASHINGTON, DC 20002
RELATIONSHIP:
NONE
PURPOSE OF GRANT:
GENERAL SUPPORT
FOUNDATION STATUS OF RECIPIENT:
501C3
AMOUNT OF GRANT PAID 15,000.

RECIPIENT NAME:
UPPER SACO VALLEY LAND
TRUST
ADDRESS:
PO BOX 424
NORTH CONWAY, NH 03860
RELATIONSHIP:
NONE
PURPOSE OF GRANT:
GENERAL SUPPORT
FOUNDATION STATUS OF RECIPIENT:
501C3
AMOUNT OF GRANT PAID 8,000.

RECIPIENT NAME:
ROZZIE MAY ANIMAL ALLIANCE
ADDRESS:
PO BOX 38
TAMWORTH, NH 03886
RELATIONSHIP:
NONE
PURPOSE OF GRANT:
GENERAL SUPPORT
FOUNDATION STATUS OF RECIPIENT:
501C3
AMOUNT OF GRANT PAID 18,000.

RECIPIENT NAME:
DRUG POLICY ALLIANCE
ADDRESS:
70 WEST 36TH ST
NEW YORK, NY 10018
RELATIONSHIP:
NONE
PURPOSE OF GRANT:
GENERAL SUPPORT
FOUNDATION STATUS OF RECIPIENT:
501C3
AMOUNT OF GRANT PAID 10,000.

RECIPIENT NAME:
GLOBAL POPULATION EDUCATION
ADDRESS:
PO BOX 353
BASYE, VA 22810
RELATIONSHIP:
NONE
PURPOSE OF GRANT:
GENERAL SUPPORT
FOUNDATION STATUS OF RECIPIENT:
501C3
AMOUNT OF GRANT PAID 4,000.

RECIPIENT NAME:
NEW HAMPSHIRE CIVIL LIBERTIES
ADDRESS:
18 LOW AVENUE
CONCORD, NH 03301
RELATIONSHIP:
NONE
PURPOSE OF GRANT:
GENERAL SUPPORT
FOUNDATION STATUS OF RECIPIENT:
501C3
AMOUNT OF GRANT PAID 8,000.

RECIPIENT NAME:
TREGARON CONSERVANCY
ADDRESS:
PO BOX 11351
WASHINGTON, DC 20008
RELATIONSHIP:
NONE
PURPOSE OF GRANT:
GENERAL SUPPORT
FOUNDATION STATUS OF RECIPIENT:
501C3
AMOUNT OF GRANT PAID 6,000.

RECIPIENT NAME:
POTOMAC CONSERVANCY
ADDRESS:
8601 GEORGIA AVE
SILVER SPRING, MD 20910
RELATIONSHIP:
NONE
PURPOSE OF GRANT:
GENERAL SUPPORT
FOUNDATION STATUS OF RECIPIENT:
501C3
AMOUNT OF GRANT PAID 2,000.

RECIPIENT NAME:
HEYDAY FOR TIM PALMER
ADDRESS:
200 PUBLIC SQUARE
CLEVELAND, OH 44114
RELATIONSHIP:
NONE
PURPOSE OF GRANT:
GENERAL SUPPORT
FOUNDATION STATUS OF RECIPIENT:
N/A
AMOUNT OF GRANT PAID 2,500.

RECIPIENT NAME:
WOOLLY MAMMOTH THEATRE CO.
ADDRESS:
641 D STREET NW
WASHINGTON, DC 20004
RELATIONSHIP:
NONE
PURPOSE OF GRANT:
GENERAL SUPPORT
FOUNDATION STATUS OF RECIPIENT:
N/A
AMOUNT OF GRANT PAID 25,000.

TOTAL GRANTS PAID: 322,500.
=====

**SCHEDULE D
(Form 1041)**

Department of the Treasury
Internal Revenue Service

Capital Gains and Losses

▶ Attach to Form 1041, Form 5227, or Form 990-T. See the instructions for Schedule D (Form 1041) (also for Form 5227 or Form 990-T, if applicable).

OMB No 1545-0092

2011

| | |
|--|---|
| Name of estate or trust ARMINGTON, EVENOR OAG # 55-0087 1515027504 | Employer identification number 34-6525508 |
|--|---|

Note: Form 5227 filers need to complete only Parts I and II.

Part I Short-Term Capital Gains and Losses - Assets Held One Year or Less

| (a) Description of property (Example: 100 shares 7% preferred of "Z" Co) | (b) Date acquired (mo, day, yr) | (c) Date sold (mo, day, yr) | (d) Sales price | (e) Cost or other basis (see instructions) | (f) Gain or (loss) for the entire year Subtract (e) from (d) |
|---|------------------------------------|--------------------------------|-----------------|---|--|
| 1a SHORT-TERM CAPITAL GAIN DIVIDENDS | | | | | 63. |
| | | | | | |
| | | | | | |
| | | | | | |
| | | | | | |

| | | |
|---|-----------|----------|
| b Enter the short-term gain or (loss), if any, from Schedule D-1, line 1b | 1b | -9,184. |
| 2 Short-term capital gain or (loss) from Forms 4684, 6252, 6781, and 8824 | 2 | |
| 3 Net short-term gain or (loss) from partnerships, S corporations, and other estates or trusts | 3 | -8,022. |
| 4 Short-term capital loss carryover. Enter the amount, if any, from line 9 of the 2010 Capital Loss Carryover Worksheet | 4 | () |
| 5 Net short-term gain or (loss). Combine lines 1a through 4 in column (f). Enter here and on line 13, column (3) on the back ▶ | 5 | -17,143. |

Part II Long-Term Capital Gains and Losses - Assets Held More Than One Year

| (a) Description of property (Example: 100 shares 7% preferred of "Z" Co) | (b) Date acquired (mo, day, yr) | (c) Date sold (mo, day, yr) | (d) Sales price | (e) Cost or other basis (see instructions) | (f) Gain or (loss) for the entire year Subtract (e) from (d) |
|---|------------------------------------|--------------------------------|-----------------|---|--|
| 6a LONG-TERM CAPITAL GAIN DIVIDENDS | | | | | 19,579. |
| | | | | | |
| | | | | | |
| | | | | | |
| | | | | | |

| | | |
|---|-----------|----------|
| b Enter the long-term gain or (loss), if any, from Schedule D-1, line 6b | 6b | 179,462. |
| 7 Long-term capital gain or (loss) from Forms 2439, 4684, 6252, 6781, and 8824 | 7 | |
| 8 Net long-term gain or (loss) from partnerships, S corporations, and other estates or trusts | 8 | |
| 9 Capital gain distributions | 9 | |
| 10 Gain from Form 4797, Part I | 10 | |
| 11 Long-term capital loss carryover. Enter the amount, if any, from line 14 of the 2010 Capital Loss Carryover Worksheet | 11 | () |
| 12 Net long-term gain or (loss). Combine lines 6a through 11 in column (f). Enter here and on line 14a, column (3) on the back ▶ | 12 | 199,041. |

For Paperwork Reduction Act Notice, see the instructions for Form 1041. Schedule D (Form 1041) 2011

| Part III Summary of Parts I and II | | (1) Beneficiaries' (see instr.) | (2) Estate's or trust's | (3) Total |
|--|---|---------------------------------|-------------------------|-----------|
| Caution: Read the instructions before completing this part. | | | | |
| 13 | Net short-term gain or (loss) | 13 | | -17,143. |
| 14 | Net long-term gain or (loss): | | | |
| a | Total for year | 14a | | 199,041. |
| b | Unrecaptured section 1250 gain (see line 18 of the wrksh.) | 14b | | |
| c | 28% rate gain | 14c | | |
| 15 | Total net gain or (loss). Combine lines 13 and 14a ▶ | 15 | | 181,898. |

Note: If line 15, column (3), is a net gain, enter the gain on Form 1041, line 4 (or Form 990-T, Part I, line 4a). If lines 14a and 15, column (2), are net gains, go to Part V, and do not complete Part IV. If line 15, column (3), is a net loss, complete Part IV and the **Capital Loss Carryover Worksheet**, as necessary.

Part IV Capital Loss Limitation

| | | | |
|-----------|---|-----------|-----|
| 16 | Enter here and enter as a (loss) on Form 1041, line 4 (or Form 990-T, Part I, line 4c, if a trust), the smaller of: a The loss on line 15, column (3) or b \$3,000 | 16 | () |
|-----------|---|-----------|-----|

Note: If the loss on line 15, column (3), is more than \$3,000, or if Form 1041, page 1, line 22 (or Form 990-T, line 34), is a loss, complete the **Capital Loss Carryover Worksheet** in the instructions to figure your capital loss carryover.

Part V Tax Computation Using Maximum Capital Gains Rates

Form 1041 filers. Complete this part only if both lines 14a and 15 in column (2) are gains, or an amount is entered in Part I or Part II and there is an entry on Form 1041, line 2b(2), and Form 1041, line 22, is more than zero.

- Caution:** Skip this part and complete the **Schedule D Tax Worksheet** in the instructions if:
- Either line 14b, col. (2) or line 14c, col. (2) is more than zero, or
 - Both Form 1041, line 2b(1), and Form 4952, line 4g are more than zero.

Form 990-T trusts. Complete this part only if both lines 14a and 15 are gains, or qualified dividends are included in income in Part I of Form 990-T, and Form 990-T, line 34, is more than zero. Skip this part and complete the **Schedule D Tax Worksheet** in the instructions if either line 14b, col. (2) or line 14c, col. (2) is more than zero.

| | | | | |
|-----------|--|-----------|--|--|
| 17 | Enter taxable income from Form 1041, line 22 (or Form 990-T, line 34) | 17 | | |
| 18 | Enter the smaller of line 14a or 15 in column (2) but not less than zero | 18 | | |
| 19 | Enter the estate's or trust's qualified dividends from Form 1041, line 2b(2) (or enter the qualified dividends included in income in Part I of Form 990-T) | 19 | | |
| 20 | Add lines 18 and 19 | 20 | | |
| 21 | If the estate or trust is filing Form 4952, enter the amount from line 4g; otherwise, enter -0- ▶ | 21 | | |
| 22 | Subtract line 21 from line 20. If zero or less, enter -0- | 22 | | |
| 23 | Subtract line 22 from line 17. If zero or less, enter -0- | 23 | | |
| 24 | Enter the smaller of the amount on line 17 or \$2,300 | 24 | | |
| 25 | Is the amount on line 23 equal to or more than the amount on line 24? <input type="checkbox"/> Yes. Skip lines 25 and 26; go to line 27 and check the "No" box. <input type="checkbox"/> No. Enter the amount from line 23 | 25 | | |
| 26 | Subtract line 25 from line 24 | 26 | | |
| 27 | Are the amounts on lines 22 and 26 the same? <input type="checkbox"/> Yes. Skip lines 27 thru 30, go to line 31 <input type="checkbox"/> No. Enter the smaller of line 17 or line 22 | 27 | | |
| 28 | Enter the amount from line 26 (If line 26 is blank, enter -0-) | 28 | | |
| 29 | Subtract line 28 from line 27 | 29 | | |
| 30 | Multiply line 29 by 15% (.15) | 30 | | |
| 31 | Figure the tax on the amount on line 23. Use the 2011 Tax Rate Schedule for Estates and Trusts (see the Schedule G instructions in the instructions for Form 1041) | 31 | | |
| 32 | Add lines 30 and 31 | 32 | | |
| 33 | Figure the tax on the amount on line 17. Use the 2011 Tax Rate Schedule for Estates and Trusts (see the Schedule G instructions in the instructions for Form 1041) | 33 | | |
| 34 | Tax on all taxable income. Enter the smaller of line 32 or line 33 here and on Form 1041, Schedule G, line 1a (or Form 990-T, line 36) | 34 | | |

Name of estate or trust as shown on Form 1041 Do not enter name and employer identification number if shown on the other side

Employer identification number

ARMINGTON, EVENOR OAG # 55-0087 1515027504

34-6525508

Part II Long-Term Capital Gains and Losses - Assets Held More Than One Year

| (a) Description of property (Example 100 sh 7% preferred of "Z" Co) | (b) Date acquired (mo, day, yr) | (c) Date sold (mo, day, yr) | (d) Sales price | (e) Cost or other basis (see instructions) | (f) Gain or (loss) Subtract (e) from (d) |
|---|---------------------------------|-----------------------------|-----------------|--|--|
| 6a 295. ABBOTT LABS | 12/08/1999 | 07/12/2011 | 15,760.00 | 9,940.00 | 5,820.00 |
| 150. APACHE CORP W/1 RT/SH | 07/01/2010 | 07/12/2011 | 18,280.00 | 12,633.00 | 5,647.00 |
| 200. CAPITAL ONE FINANCIAL | 07/01/2010 | 07/12/2011 | 10,498.00 | 7,938.00 | 2,560.00 |
| 125. CATERPILLAR INC W/1 R | 07/01/2010 | 07/12/2011 | 13,440.00 | 7,506.00 | 5,934.00 |
| 170. CHEVRONTEXACO CORP | 04/03/2009 | 07/12/2011 | 17,964.00 | 12,043.00 | 5,921.00 |
| 100. CHUBB CORP W/1 RT/SH | 05/27/2008 | 07/12/2011 | 6,241.00 | 5,318.00 | 923.00 |
| 100. CONOCOPHILLIPS | 01/27/2006 | 07/12/2011 | 7,501.00 | 6,520.00 | 981.00 |
| 225. EASTMAN CHEMICAL CO | 07/01/2010 | 07/12/2011 | 22,929.00 | 11,996.00 | 10,933.00 |
| 670. GENERAL DYNAMICS W/1 | 03/29/2007 | 07/12/2011 | 48,969.00 | 52,079.00 | -3,110.00 |
| 1000. GENERAL MILLS INC W/ | 03/29/2007 | 07/12/2011 | 37,089.00 | 28,985.00 | 8,104.00 |
| 1040. HEWLETT PACKARD | 03/29/2007 | 07/12/2011 | 36,846.00 | 41,522.00 | -4,676.00 |
| 340. ILLINOIS TOOL WORKS | 12/20/2000 | 07/12/2011 | 19,577.00 | 9,410.00 | 10,167.00 |
| 175. IBM CORP | 04/10/2000 | 07/12/2011 | 30,572.00 | 21,728.00 | 8,844.00 |
| 1600. JABIL CIRCUIT INC | 07/01/2010 | 07/12/2011 | 31,983.00 | 21,135.00 | 10,848.00 |
| 75. JOHNSON & JOHNSON | 03/29/2007 | 07/12/2011 | 5,050.00 | 4,536.00 | 514.00 |
| 150. MCDONALDS CORP W/1 RT | 01/09/2009 | 07/12/2011 | 12,816.00 | 9,153.00 | 3,663.00 |
| 470. MCGRAW-HILL COMPANIES | 09/10/2002 | 07/12/2011 | 19,627.00 | 14,981.00 | 4,646.00 |
| 700. MICROSOFT CORP | 05/18/2000 | 07/12/2011 | 18,606.00 | 23,734.00 | -5,128.00 |
| 100. NEXTERA ENERGY INC | 06/02/2006 | 07/12/2011 | 5,742.00 | 4,044.00 | 1,698.00 |
| 425. OCCIDENTAL PETE | 05/27/2008 | 07/12/2011 | 43,788.00 | 38,797.00 | 4,991.00 |
| 910. ORACLE CORPORATION W/ | 03/29/2007 | 07/12/2011 | 29,584.00 | 16,726.00 | 12,858.00 |
| 700. QUEST DIAGNOSTICS INC | 07/01/2010 | 07/12/2011 | 41,151.00 | 38,061.00 | 3,090.00 |
| 290. TRAVELERS COS INC | 01/09/2009 | 07/12/2011 | 17,019.00 | 12,346.00 | 4,673.00 |
| 225. VERIZON COMMUNICATION | 09/10/2002 | 07/12/2011 | 8,347.00 | 6,145.00 | 2,202.00 |
| 1640. WELLS FARGO & CO NEW | 05/18/2000 | 07/12/2011 | 45,329.00 | 35,557.00 | 9,772.00 |

6b Total. Combine the amounts in column (f). Enter here and on Schedule D, line 6b

HUNTINGTON NATIONAL BANK
 200 PUBLIC SQUARE
 CLEVELAND, OH 44114

Huntington Wealth Advisors

JUNE 01, 2012 TO JUNE 30, 2012

ACCOUNT NAME: ARMINGTON, EVENOR
 ACCOUNT NUMBER: 1515027504

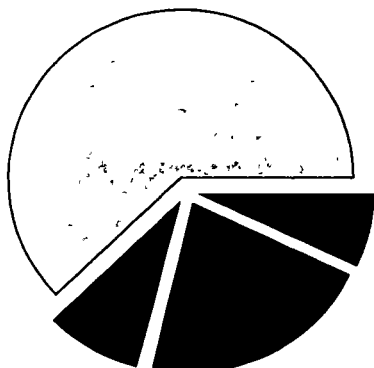


JEFF MASLANICH
 THOMSON REUTERS
 24481 S DETROIT ROAD SUITE 400
 WESTLAKE, OH 44145

ADMINISTRATOR: LISA KERR
 216-515-6568
 LISA.KERR@HUNTINGTON.COM

INVESTMENT OFFICER: CRAIG HARDY
 216-515-6544
 CRAIG.HARDY@HUNTINGTON.COM

ASSET ALLOCATION SUMMARY



| | MARKET VALUE | PERCENT |
|------------------------|---------------------|---------------|
| EQUITY INVESTMENTS | 1,219,304.00 | 62.3% |
| FIXED INCOME | 176,377.16 | 9.0% |
| MUTUAL FUNDS | 426,512.66 | 21.7% |
| SHORT TERM INVESTMENTS | 136,312.20 | 7.0% |
| Total | 1,958,506.02 | 100.0% |

ACCOUNT SUMMARY

| | THIS PERIOD | YEAR TO DATE |
|--------------------------------|--------------|--------------|
| BEGINNING MARKET VALUE | 1,886,612.18 | 2,220,611.68 |
| DIVIDENDS/INTEREST | 4,435.13 | 52,298.16 |
| OTHER CASH RECEIPTS | 15,532.70 | 43,316.23 |
| DISBURSEMENTS AND FEES | 16,872.18 | 385,123.48 |
| RECEIPTS/DISTRIBUTIONS IN KIND | 191.66 | 5,690.12 |
| REALIZED GAIN/LOSS | 0.00 | 188,840.89 |
| CHANGE IN MARKET VALUE | 68,606.53 | 167,127.58 |
| ENDING MARKET VALUE | 1,958,506.02 | 1,958,506.02 |

FOR YOUR INFORMATION


JUNE 01, 2012 TO JUNE 30, 2012

ACCOUNT NAME: ARMINGTON,EVENOR
 ACCOUNT NUMBER: 1515027504

PORTFOLIO DETAIL

| DESCRIPTION | TOTAL MARKET/ TOTAL COST | MARKET PRICE/ COST PRICE | EST ANNUAL INCOME/ ACCRUED INC | CURRENT YIELD |
|---|-----------------------------|-----------------------------|--------------------------------------|------------------|
| SHORT TERM INVESTMENTS | | | | |
| MONEY MARKET FUNDS | | | | |
| 608993853 HUNTINGTON CONSERVATIVE DEPOSIT ACCOUNT | 136,312.20 | 1.00 | 108.78 | 0.08 |
| | 136,312.20 | 1.00 | 9.06 | |
| ** TOTAL MONEY MARKET FUNDS | SUB-TOTAL | | 108.78 | 0.08 |
| | 136,312.20 | | 9.06 | |
| * TOTAL SHORT TERM INVESTMENTS | | | 108.78 | 0.08 |
| | 136,312.20 | | 9.06 | |

BOND QUALITY SUMMARY



| S & P QUALITY RATING | MARKET VALUE | PERCENT |
|----------------------|-------------------|---------------|
| BBB+ | 113,727.90 | 64.5% |
| NOT RATED | 62,649.26 | 35.5% |
| Total | 176,377.16 | 100.0% |

BOND MATURITY SUMMARY



| YEARS TO MATURITY | PAR VALUE | PERCENT |
|-------------------|-------------------|---------------|
| 3-5 YEARS | 110,000.00 | 66.7% |
| 5-10 YEARS | 54,903.00 | 33.3% |
| Total | 164,903.00 | 100.0% |

AVERAGE TIME TO MATURITY: 4.7 YEARS

CURRENT YIELD: 4.28%

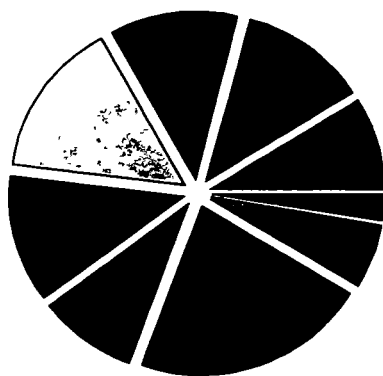
JUNE 01, 2012 TO JUNE 30, 2012

ACCOUNT NAME: ARMINGTON,EVENOR
ACCOUNT NUMBER: 1515027504

PORTFOLIO DETAIL (CONTINUED)

| DESCRIPTION | RATING | PAR VALUE | TOTAL MARKET/ TOTAL COST | MARKET PRICE/ COST PRICE | EST ANNUAL INCOME/ ACCRUED INC | YIELD CURRENT/ MATURITY |
|---|--------|------------------|-----------------------------|-----------------------------|-----------------------------------|----------------------------|
| FIXED INCOME | | | | | | |
| U. S. GOVT OBLIGATIONS | | | | | | |
| TREASURY INFLATION INDEX N/B | | | | | | |
| 912828HN3 | | | | | | |
| US TREASURY INFLATIONARY INDEX | NR | 54,903 000 | 62,649 26 | 114 11 | 892 17 | 1 42 |
| N/B 1 625% 01/15/2018 | | | 62,659 59 | 114 13 | 409 32 | |
| *** TOTAL TREASURY INFLATION INDEX N/B | | SUB-TOTAL | 62,649 26 | | 892 17 | 1 42 |
| | | | 62,659 59 | | 409 32 | |
| ** TOTAL U. S. GOVT OBLIGATIONS | | SUB-TOTAL | 62,649 26 | | 892 17 | 1 42 |
| | | | 62,659 59 | | 409 32 | |
| CORPORATE OBLIGATIONS | | | | | | |
| CORPORATE BONDS | | | | | | |
| 5901884M7 | | | | | | |
| MERRILL LYNCH & CO INC 6 05% | BBB+ | 110,000 000 | 113,727 90 | 103.39 | 6,655 00 | 5 85 |
| 05/16/2016 | | | 108,955 00 | 99 05 | 831 88 | 5 07 |
| *** TOTAL CORPORATE BONDS | | SUB-TOTAL | 113,727 90 | | 6,655 00 | 5 85 |
| | | | 108,955 00 | | 831 88 | |
| ** TOTAL CORPORATE OBLIGATIONS | | SUB-TOTAL | 113,727 90 | | 6,655 00 | 5 85 |
| | | | 108,955 00 | | 831 88 | |
| * TOTAL FIXED INCOME | | | 176,377 16 | | 7,547 17 | 4 28 |
| | | | 171,614 59 | | 1,241 20 | |

EQUITY DIVERSIFICATION SUMMARY



| INDUSTRY CODE | MARKET VALUE | PERCENT |
|----------------------------|---------------------|---------------|
| CONSUMER DISCRETIONARY | 109,776.00 | 9.0% |
| CONSUMER STAPLES | 146,724.00 | 12.0% |
| ENERGY | 146,053.00 | 12.0% |
| FINANCIALS | 184,074.50 | 15.1% |
| HEALTH CARE | 147,777.75 | 12.1% |
| INDUSTRIALS | 112,027.75 | 9.2% |
| INFORMATION TECHNOLOGY | 268,458.00 | 22.0% |
| MATERIALS | 41,328.00 | 3.4% |
| TELECOMMUNICATION SERVICES | 31,108.00 | 2.6% |
| UTILITIES | 31,977.00 | 2.6% |
| Total | 1,219,304.00 | 100.0% |

JUNE 01, 2012 TO JUNE 30, 2012

ACCOUNT NAME: ARMINGTON,EVENOR
ACCOUNT NUMBER: 1515027504**PORTFOLIO DETAIL (CONTINUED)**

| DESCRIPTION | TICKER | SHARES | TOTAL MARKET/ TOTAL COST | MARKET PRICE/ COST PRICE | EST ANNUAL INCOME/ ACCRUED INC | CURRENT YIELD |
|--|--------|------------------|---------------------------------|--------------------------------|--------------------------------------|------------------|
| EQUITY INVESTMENTS | | | | | | |
| CONSUMER DISCRETIONARY | | | | | | |
| 20030N101 COMCAST CORP CL A | CMCSA | 1,200 000 | 38,364 00 22,163 88 | 31 97 18 47 | 780 00 195 00 | 2 03 |
| 580135101 MCDONALDS CORP | MCD | 400 000 | 35,412 00 23,771 98 | 88 53 59 43 | 1,120 00 | 3 16 |
| 580645109 MCGRAW-HILL COMPANIES INC W/ RT/SH | MHP | 800 000 | 36,000 00 21,224 96 | 45 00 26 53 | 816 00 | 2 27 |
| ** TOTAL CONSUMER DISCRETIONARY | | SUB-TOTAL | 109,776.00 67,160.82 | | 2,716.00 195.00 | 2.47 |
| CONSUMER STAPLES | | | | | | |
| 194162103 COLGATE PALMOLIVE | CL | 350 000 | 36,435 00 5,838 44 | 104 10 16 68 | 868 00 | 2 38 |
| 494368103 KIMBERLY-CLARK CORP | KMB | 450 000 | 37,696 50 31,981 28 | 83 77 71 07 | 1,332 00 333 00 | 3 53 |
| 713448108 PEPSICO INC | PEP | 500 000 | 35,330 00 4,273 79 | 70 66 8 55 | 1,075 00 | 3 04 |
| 871829107 SYSCO CORP | SY Y | 1,250 000 | 37,262 50 7,859 08 | 29 81 6 29 | 1,350 00 | 3 62 |
| ** TOTAL CONSUMER STAPLES | | SUB-TOTAL | 146,724.00 49,952.59 | | 4,625.00 333.00 | 3.15 |
| ENERGY | | | | | | |
| 037411105 APACHE CORP | APA | 300 000 | 26,367 00 25,265 19 | 87 89 84 22 | 204 00 | 0 77 |
| 055622104 BP PLC SPONS ADR | BP | 650 000 | 26,351 00 28,379 00 | 40 54 43 66 | 1,248 00 | 4 74 |
| 166764100 CHEVRON CORPORATION | CVX | 300 000 | 31,650 00 21,252 00 | 105 50 70 84 | 1,080 00 | 3 41 |
| 20825C104 CONOCOPHILLIPS | COP | 450 000 | 25,146 00 20,147 04 | 55 88 44 77 | 1,188 00 | 4 72 |
| 718546104 PHILLIPS 66 | PSX | 225 000 | 7,479 00 6,352 71 | 33 24 28 23 | | |

JUNE 01, 2012 TO JUNE 30, 2012

ACCOUNT NAME: ARMINGTON,EVENOR
ACCOUNT NUMBER: 1515027504**PORTFOLIO DETAIL (CONTINUED)**

| DESCRIPTION | TICKER | SHARES | TOTAL MARKET/ TOTAL COST | MARKET PRICE/ COST PRICE | EST ANNUAL INCOME/ ACCRUED INC | CURRENT YIELD |
|---|--------|-----------------------|----------------------------------|--------------------------------|--------------------------------------|------------------|
| ENERGY | | | | | | |
| 847560109 SPECTRA ENERGY CORP | SE | 1,000 000 | 29,060 00 31,260 00 | 29 06 31 28 | 1,120 00 | 3 85 |
| ** TOTAL ENERGY | | SUB- TOTAL | 146,053.00 132,675.94 | | 4,840.00 0.00 | 3 31 |
| FINANCIALS | | | | | | |
| 025816109 AMERICAN EXPRESS | AXP | 650 000 | 37,836 50 34,427 51 | 58 21 52 97 | 520 00 | 1 37 |
| 054937107 BB&T | BBT | 1,100 000 | 33,935 00 32,582 00 | 30 85 29 62 | 880 00 | 2 59 |
| 171232101 CHUBB CORP W/1 RT/SH | CB | 550 000 | 40,051 00 29,247 07 | 72 82 53 18 | 902 00 225 50 | 2 25 |
| 637417106 NATIONAL RETAIL PROPERTIES INC COMMON STOCK | NNN | 1,200 000 | 33,948 00 31,848 00 | 28 29 26 54 | 1,848 00 | 5 44 |
| 89417E109 TRAVELERS COS INC | TRV | 600 000 | 38,304 00 25,316 12 | 63 84 42 19 | 1,104 00 | 2 88 |
| ** TOTAL FINANCIALS | | SUB- TOTAL | 184,074.50 153,420.70 | | 5,254.00 225.50 | 2.85 |
| HEALTH CARE | | | | | | |
| 002824100 ABBOTT LABORATORIES | ABT | 600 000 | 38,682 00 19,997 99 | 64 47 33 33 | 1,224 00 | 3 16 |
| 478160104 JOHNSON & JOHNSON | JNJ | 525 000 | 35,469 00 31,752 00 | 67 56 60 48 | 1,281 00 | 3 61 |
| 585055106 MEDTRONIC INC | MDT | 850 000 | 32,920 50 13,240 87 | 38 73 15 58 | 884 00 | 2 69 |
| 58933Y105 MERCK & CO INC | MRK | 975 000 | 40,706 25 35,080 50 | 41 75 35 98 | 1,638 00 409 50 | 4 02 |
| ** TOTAL HEALTH CARE | | SUB- TOTAL | 147,777.75 100,071.36 | | 5,027.00 409.50 | 3.40 |
| INDUSTRIALS | | | | | | |
| 149123101 CATERPILLAR INC | CAT | 250 000 | 21,227 50 15,011 50 | 84 91 60.05 | 520 00 | 2 45 |

JUNE 01, 2012 TO JUNE 30, 2012

ACCOUNT NAME: ARMINGTON,EVENOR

ACCOUNT NUMBER: 1515027504

PORTFOLIO DETAIL (CONTINUED)

| DESCRIPTION | TICKER | SHARES | TOTAL MARKET/ TOTAL COST | MARKET PRICE/ COST PRICE | EST ANNUAL INCOME/ ACCRUED INC | CURRENT YIELD |
|---|--------|-----------------------|----------------------------------|--------------------------------|--------------------------------------|------------------|
| INDUSTRIALS | | | | | | |
| 244199105 DEERE & CO W/1 RT/SH | DE | 325 000 | 26,282 75 23,561 04 | 80 87 72 50 | 598 00 149 50 | 2 28 |
| 369604103 GENERAL ELECTRIC CO | GE | 1,700 000 | 35,428 00 31,705 00 | 20 84 18 65 | 1,156 00 289 00 | 3 26 |
| 452308109 ILLINOIS TOOL WORKS | ITW | 550 000 | 29,089 50 15,221 25 | 52 89 27 68 | 792 00 198 00 | 2 72 |
| ** TOTAL INDUSTRIALS | | SUB- TOTAL | 112,027.75 85,498.79 | | 3,066.00 636.50 | 2.74 |
| INFORMATION TECHNOLOGY | | | | | | |
| 17275R102 CISCO SYSTEMS | CSCO | 1,600 000 | 27,472 00 26,009 10 | 17 17 16 26 | 512 00 | 1 86 |
| 458140100 INTEL CORP | INTC | 1,500 000 | 39,975 00 33,853 05 | 26 65 22 57 | 1,260 00 | 3 15 |
| 459200101 IBM CORP | IBM | 200 000 | 39,116 00 24,832 50 | 195 58 124 16 | 680 00 | 1 74 |
| 466313103 JABIL CIRCUIT INC | JBL | 1,200 000 | 24,396 00 15,851 04 | 20 33 13 21 | 384 00 | 1 57 |
| 482480100 KLA-TENCOR CORP | KLAC | 650 000 | 32,012 50 31,364 58 | 49 25 48 25 | 910 00 | 2 84 |
| 594918104 MICROSOFT CORP | MSFT | 1,300 000 | 39,767 00 37,861 66 | 30 59 29 12 | 1,040 00 | 2 62 |
| 68389X105 ORACLE CORPORATION FORMERLY ORACLE SYS CORP W/1 RT/SH | ORCL | 1,100 000 | 32,670 00 20,218 00 | 29 70 18 38 | 264 00 | 0 81 |
| G1151C101 ACCENTURE PLC CL A | ACN | 550 000 | 33,049 50 33,836 00 | 60 09 61 52 | 742 50 | 2 25 |
| ** TOTAL INFORMATION TECHNOLOGY | | SUB- TOTAL | 268,458.00 223,825.93 | | 5,792.50 0.00 | 2.16 |
| MATERIALS | | | | | | |
| 277432100 EASTMAN CHEMICAL CO | EMN | 400 000 | 20,148 00 10,662 88 | 50 37 26 66 | 416 00 104 00 | 2 06 |

JUNE 01, 2012 TO JUNE 30, 2012

ACCOUNT NAME: ARMINGTON,EVENOR
ACCOUNT NUMBER: 1515027504**PORTFOLIO DETAIL (CONTINUED)**

| DESCRIPTION | TICKER | SHARES | TOTAL MARKET/ TOTAL COST | MARKET PRICE/ COST PRICE | EST ANNUAL INCOME/ ACCRUED INC | CURRENT YIELD |
|--|--------|-----------------------|--------------------------------------|--------------------------------|--------------------------------------|------------------|
| MATERIALS | | | | | | |
| 695156109 PACKAGING CORP OF AMERICA | PKG | 750 000 | 21,180 00 21,553 95 | 28 24 28 74 | 750 00 187.50 | 3 54 |
| ** TOTAL MATERIALS | | SUB- TOTAL | 41,328.00 32,216.83 | | 1,166.00 291.50 | 2.82 |
| TELECOMMUNICATION SERVICES | | | | | | |
| 92343V104 VERIZON COMMUNICATIONS | VZ | 700 000 | 31,108 00 19,118 84 | 44 44 27 31 | 1,400 00 | 4 50 |
| ** TOTAL TELECOMMUNICATION SERVICES | | SUB- TOTAL | 31,108.00 19,118.84 | | 1,400.00 0.00 | 4.50 |
| UTILITIES | | | | | | |
| 30161N101 EXELON CORP | EXC | 850 000 | 31,977 00 33,150 00 | 37 62 39 00 | 1,785 00 | 5 58 |
| ** TOTAL UTILITIES | | SUB- TOTAL | 31,977.00 33,150.00 | | 1,785.00 0.00 | 5.58 |
| * TOTAL EQUITY INVESTMENTS | | | 1,219,304.00 897,091.80 | | 35,671.50 2,091.00 | 2.93 |
| MUTUAL FUNDS | | | | | | |
| MUTUAL FUNDS-FIXED INCOME | | | | | | |
| 446990863 HUNTINGTON WORLD INCOME FUND III | HWIF3 | 9,785 018 | 84,542 56 89,891 07 | 8 64 9 19 | 5,968 86 | 7 06 |
| 609888128 HUNTINGTON INTERMEDIATE GOVERNMENT INCOME FUND III | HIGF3 | 3,593 890 | 40,071 87 40,071 87 | 11 15 11 15 | 905 66 75 47 | 2 26 |
| ** TOTAL MUTUAL FUNDS-FIXED INCOME | | SUB- TOTAL | 124,614.43 129,962.94 | | 6,874.52 75.47 | 5.52 |
| MUTUAL FUNDS-EQUITY | | | | | | |
| 444993307 HUNTINGTON MID CORP AMERICA FUND III | HCAF3 | 13,633 432 | 202,456 47 128,972 26 | 14 85 9 46 | 149 97 | 0 07 |
| 44632P934 HUNTINGTON DISCIPLINED EQUITY FD TR III | HDE3 | 9,974 098 | 99,441 76 90,796 90 | 9 97 9 10 | 868 25 | 0 87 |
| ** TOTAL MUTUAL FUNDS-EQUITY | | SUB- TOTAL | 301,898.23 219,769.16 | | 1,018.22 0.00 | 0.34 |
| * TOTAL MUTUAL FUNDS | | | 426,512.66 349,732.10 | | 7,892.74 75.47 | 1.85 |
| GRAND TOTAL ASSETS | | | 1,958,506.02 1,554,750.69 | | 51,220.19 3,416.73 | 2.62 |

JUNE 01, 2012 TO JUNE 30, 2012

ACCOUNT NAME: ARMINGTON,EVENOR
 ACCOUNT NUMBER: 1515027504

TRANSACTION SUMMARY

| | CURRENT PERIOD | | | YEAR TO DATE | | |
|----------------------------------|------------------|------------------|---------------------|---------------------|------------------|---------------------|
| | PRINCIPAL CASH | INCOME CASH | COST | PRINCIPAL CASH | INCOME CASH | COST |
| BEGINNING BALANCE | 0.00 | 0.00 | 1,551,655.04 | 0.00 | 0.00 | 1,655,418.89 |
| RECEIPTS | | | | | | |
| INTEREST | | | | | 16,252.09 | |
| DIVIDENDS | | 4,435.13 | | 19,543.16 | 36,109.49 | |
| OTHER RECEIPTS | 15,532.70 | | | 43,316.23 | | |
| TOTAL RECEIPTS | 15,532.70 | 4,435.13 | 0.00 | 62,859.39 | 52,361.58 | 0.00 |
| DISBURSEMENTS | | | | | | |
| CASH DISTRIBUTIONS | | | | 324,986.88 | 874.00 | |
| FEES | 669.74 | 669.74 | | 8,234.92 | 8,234.87 | |
| OTHER DISBURSEMENTS | | 15,532.70 | | | 42,792.81 | |
| TOTAL DISBURSEMENTS | 669.74 | 16,202.44 | 0.00 | 333,221.80 | 51,901.68 | 0.00 |
| ASSETS PURCHASED | | | | | | |
| BUYS | | | | 654,350.50 | | 654,350.50 |
| TOTAL ASSETS PURCHASED | 0.00 | 0.00 | 0.00 | 654,350.50 | 0.00 | 654,350.50 |
| ASSETS SOLD/MATURED | | | | | | |
| SALES | | | | 785,929.34 | | 617,237.81 |
| MATURITIES | | | | 220,000.00 | | 218,411.60 |
| TOTAL ASSETS SOLD/MATURED | 0.00 | 0.00 | 0.00 | 1,005,929.34 | 0.00 | 835,649.41 |
| CASH MANAGEMENT | | | | | | |
| DEPOSITS | 14,862.96 | 11,767.31 | 3,095.65 | 81,216.43 | 459.90 | 81,676.33 |
| TOTAL CASH MANAGEMENT | 14,862.96 | 11,767.31 | 3,095.65 | 81,216.43 | 459.90 | 81,676.33 |
| MISCELLANEOUS | 0.00 | 0.00 | 0.00 | 0.00 | 0.00 | 1,045.62 |
| ENDING BALANCE | 0.00 | 0.00 | 1,554,750.69 | 0.00 | 0.00 | 1,554,750.69 |



JUNE 01, 2012 TO JUNE 30, 2012

ACCOUNT NAME: ARMINGTON,EVENOR
ACCOUNT NUMBER: 1515027504**TRANSACTION DETAIL**

| DATE | DESCRIPTION | PRINCIPAL CASH | INCOME CASH | COST | GAIN / LOSS |
|----------|---|-------------------|----------------|--------------|----------------|
| | BEGINNING BALANCE | 0.00 | 0.00 | 1,551,655.04 | |
| | RECEIPTS | | | | |
| | DIVIDENDS | | | | |
| | 055622104 | | | | |
| | BP PLC SPONS ADR | | | | |
| 06/27/12 | DIVIDEND ON 650 SHS AT 0.48 PER SHARE PAYABLE 06/27/2012 | | 312.00 | | |
| | 166764100 | | | | |
| | CHEVRON CORPORATION | | | | |
| 06/11/12 | DIVIDEND ON 300 SHS AT 0.90 PER SHARE PAYABLE 06/11/2012 | | 270.00 | | |
| | 20825C104 | | | | |
| | CONOCOPHILLIPS | | | | |
| 06/01/12 | DIVIDEND ON 450 SHS AT 0.66 PER SHARE PAYABLE 06/01/2012 | | 297.00 | | |
| | 30161N101 | | | | |
| | EXELON CORP | | | | |
| 06/08/12 | DIVIDEND ON 850 SHS AT 37925 PER SHARE PAYABLE 06/08/2012 | | 322.36 | | |
| | 446990883 | | | | |
| | HUNTINGTON WORLD INCOME FUND III | | | | |
| 06/29/12 | DIVIDEND ON 9,785.018 UNITS AT .047 PER SHARE PAYABLE 06/29/2012 | | 459.90 | | |
| | 458140100 | | | | |
| | INTEL CORP | | | | |
| 06/01/12 | DIVIDEND ON 1,500 SHS AT 0.21 PER SHARE PAYABLE 06/01/2012 | | 315.00 | | |
| | 459200101 | | | | |
| | IBM CORP | | | | |
| 06/11/12 | DIVIDEND ON 200 SHS AT 0.85 PER SHARE PAYABLE 06/09/2012 EFFECTIVE 06/09/2012 | | 170.00 | | |
| | 466313103 | | | | |
| | JABIL CIRCUIT INC | | | | |
| 06/01/12 | DIVIDEND ON 1,200 SHS AT 0.08 PER SHARE PAYABLE 06/01/2012 | | 96.00 | | |
| | 478160104 | | | | |
| | JOHNSON & JOHNSON | | | | |
| 06/12/12 | DIVIDEND ON 525 SHS AT 0.61 PER SHARE PAYABLE 06/12/2012 | | 320.25 | | |

JUNE 01, 2012 TO JUNE 30, 2012

ACCOUNT NAME: ARMINGTON,EVENOR
ACCOUNT NUMBER: 1515027504**TRANSACTION DETAIL (CONTINUED)**

| DATE | DESCRIPTION | PRINCIPAL CASH | INCOME CASH | COST | GAIN / LOSS |
|----------|--|-------------------|----------------|------|----------------|
| 06/01/12 | 482480100 KLA-TENCOR CORP DIVIDEND ON 650 SHS AT 0 35 PER SHARE PAYABLE 06/01/2012 | | 227 50 | | |
| 06/15/12 | 580135101 MCDONALDS CORP DIVIDEND ON 400 SHS AT 0 70 PER SHARE PAYABLE 06/15/2012 | | 280 00 | | |
| 06/12/12 | 580645109 MCGRAW-HILL COMPANIES INC W/1 RT/SH DIVIDEND ON 800 SHS AT 255 PER SHARE PAYABLE 06/12/2012 | | 204 00 | | |
| 06/14/12 | 594918104 MICROSOFT CORP DIVIDEND ON 1,300 SHS AT 0 20 PER SHARE PAYABLE 06/14/2012 | | 260 00 | | |
| 06/01/12 | 608993853 HUNTINGTON CONSERVATIVE DEPOSIT ACCOUNT DIVIDEND ON PAYABLE 06/01/2012 | | 5 42 | | |
| 06/01/12 | 609888128 HUNTINGTON INTERMEDIATE GOVERNMENT INCOME FUND III DIVIDEND ON PAYABLE 06/01/2012 | | 70 95 | | |
| 06/29/12 | 713448108 PEPSICO INC DIVIDEND ON 500 SHS AT 5375 PER SHARE PAYABLE 06/29/2012 | | 268 75 | | |
| 06/11/12 | 847560109 SPECTRA ENERGY CORP DIVIDEND ON 1,000 SHS AT 0 28 PER SHARE PAYABLE 06/11/2012 | | 280 00 | | |
| 06/29/12 | 89417E109 TRAVELERS COS INC DIVIDEND ON 600 SHS AT 0 46 PER SHARE PAYABLE 06/29/2012 | | 276 00 | | |
| | TOTAL DIVIDENDS | 0 00 | 4,435 13 | 0 00 | 0 00 |
| | OTHER RECEIPTS | | | | |
| 06/29/12 | TRANSFERRED FROM INCOME | 15,532 70 | | | |
| | TOTAL OTHER RECEIPTS | 15,532 70 | 0 00 | 0 00 | 0 00 |
| | TOTAL RECEIPTS | 15,532.70 | 4,435.13 | 0.00 | 0.00 |



JUNE 01, 2012 TO JUNE 30, 2012

ACCOUNT NAME: ARMINGTON,EVENOR

ACCOUNT NUMBER: 1515027504

TRANSACTION DETAIL (CONTINUED)

| DATE | DESCRIPTION | PRINCIPAL CASH | INCOME CASH | COST | GAIN / LOSS |
|-----------------------------------|--|-------------------|-------------------|---------------------|----------------|
| DISBURSEMENTS | | | | | |
| FEES | | | | | |
| 06/12/12 | TRUSTEE FEE TO THE HUNTINGTON FOR THE PERIOD ENDING 06/05/2012 BASED ON MARKET VALUE_____931,739 65 ADD'L STATEMENTS_____2 51 DISCOUNT_____167 44 | 669 74- | | | |
| 06/12/12 | TRUSTEE FEE TO THE HUNTINGTON FOR THE PERIOD ENDING 06/05/2012 BASED ON MARKET VALUE_____931,739 65 ADD'L STATEMENTS_____2 51 DISCOUNT_____167 44 | | 669 74- | | |
| TOTAL FEES | | 669 74- | 669 74- | 0 00 | 0 00 |
| OTHER DISBURSEMENTS | | | | | |
| 06/29/12 | TRANSFERRED TO PRINCIPAL | | 15,532 70- | | |
| TOTAL OTHER DISBURSEMENTS | | 0 00 | 15,532 70- | 0 00 | 0 00 |
| TOTAL DISBURSEMENTS | | 669.74- | 16,202.44- | 0.00 | 0.00 |
| CASH MANAGEMENT | | | | | |
| DEPOSITS | | | | | |
| | 608993853 HUNTINGTON CONSERVATIVE DEPOSIT ACCOUNT NET DEPOSIT HUNTINGTON CONSERVATIVE DEPOSIT ACCOUNT | 14,862 96- | 11,767 31 | 3,095 65 | |
| TOTAL DEPOSITS | | 14,862 96- | 11,767 31 | 3,095 65 | 0 00 |
| TOTAL CASH MANAGEMENT | | 14,862.96- | 11,767.31 | 3,095.65 | 0.00 |
| IN KIND TRANSACTIONS | | | | | |
| RECEIPTS IN KIND | | | | | |
| | 912828HN3 US TREASURY INFLATIONARY INDEX N/B 1.625% 01/15/2018 RECEIVED 168 UNITS INDEX FACTOR ADJ | | | | |
| 06/29/12 | | | | | |
| TOTAL RECEIPTS IN KIND | | 0 00 | 0 00 | 0 00 | 0 00 |
| TOTAL IN KIND TRANSACTIONS | | 0.00 | 0.00 | 0.00 | 0.00 |
| ENDING BALANCE | | 0.00 | 0.00 | 1,554,750.69 | 0.00 |

LEGAL DISCLOSURES
PLEASE READ CAREFULLY

Mutual Funds, including the Huntington Funds, are not a deposit and are not insured or guaranteed by the Federal Deposit Insurance Corporation (FDIC) or by any other government agency or government-sponsored agency of the federal government or any state, and may lose value.

The Huntington Funds are affiliated with The Huntington National Bank ("Huntington")

The Huntington National Bank or an affiliate may receive compensation as investment advisor, custodian, accountant, transfer agent, dividend disbursing agent and administrator for the Huntington Funds. These fees are in addition to other fees to which Huntington may be entitled. These fees are calculated as a percentage of the average daily net asset value of the Funds. Unified Fund Services, a subsidiary of Huntington, is sub-administrator, transfer agent and dividend disbursing agent for the Funds. See the Institutional shares Prospectus for more details. A prospectus may be obtained from your account administrator, by calling Huntington Funds Shareholder Services at 1-800-253-0412 or on the internet at www.huntingtonfunds.com. Example: The total of the maximum management, administrative, custodian, accounting, and shareholder servicing fees paid to Huntington National Bank annually on a \$1,000 investment in the Huntington Money Market Fund, assuming no reinvestment of dividends and no waiver of fees, would be \$7.54.

The Huntington National Bank or an affiliate may receive compensation for services rendered to non-Huntington Mutual Funds. Periodically, one or more independent mutual funds may be selected as an investment for the account either by Huntington National Bank if it has investment discretion, the owner of the account, or a third party investment advisor. Huntington or an affiliate may provide shareholder servicing, record-keeping, custodial, sub-transfer agent and communication services to some of these mutual funds. Where permitted by agreement with a particular mutual fund and by applicable law, Huntington, or an affiliate, may receive reasonable compensation for their services from the mutual funds. Compensation for services is an expense of the mutual fund. If Huntington elects to receive this fee, it is paid by the mutual fund to Huntington, its affiliate, or another custodian and does not affect the published yield of the fund. Neither does it affect the fee paid by an individual account to Huntington. For more information contact your account administrator.

Market values and estimated income figures are not guaranteed, but do come from reliable sources. For securities traded on a major exchange, market values are priced as of the statement date as provided by various pricing services. The method and frequency of pricing assets not traded on major exchanges varies depending on the type of asset, therefore, the price shown on your statement may not be a current value as of the statement date.

Statement of Cash Management Practices: When automated cash management is selected, uninvested cash over one dollar is automatically reinvested overnight in a selected money market fund. Huntington may charge a fee for this service.

Bond Maturity Schedule: The maturity schedule is constructed using the stated final maturity of all fixed income securities, excluding amortizing instruments, such as mortgage-backed securities, and does not recognize average life.

Investment of Fiduciary Funds in Syndicate Securities: Unless prohibited by law or the governing instrument, Huntington may, in its fiduciary capacity, purchase bonds or other securities from a licensed securities dealer that are underwritten or otherwise distributed by Huntington or by a syndicate that includes Huntington or an affiliate of Huntington.

If your account is governed by the laws of the State of Ohio: This report details activity in your account. Please contact your administrative officer with any questions you have about the matters covered in this report. Pursuant to Ohio law, we are hereby advising you that, should you find it necessary, you have two (2) years from the date of issuance of this report to commence a judicial proceeding regarding matters disclosed within this report.

If your account is governed by the laws of the State of Florida: An action for breach of trust based on matters disclosed in a trust accounting such as this report or other written report of the trustee may be subject to a six (6) month statute of limitations from the receipt of the trust accounting or other written report. If you have questions, contact your attorney.

If your account is governed by the laws of the State of Michigan: This report details activity in your account. Please contact your administrative officer with any questions you have about matters covered in this report. Pursuant to Michigan law, we are hereby advising you that, should you find it necessary, you have one (1) year from the date of issuance of this report to commence a judicial proceeding regarding matters disclosed in this report.

If your account is governed by the laws of the State of West Virginia: A beneficiary of a trust may not commence a proceeding against a trustee for breach of trust more than one year after the date the beneficiary or a representative of the beneficiary was sent a report that adequately disclosed the existence of a potential claim for breach of trust and informed the beneficiary of the time allowed for commencing a proceeding. A report adequately discloses the existence of a potential claim for breach of trust if it provides sufficient information so that the beneficiary or representative of the beneficiary knows of the potential claim or should know of the existence of the potential claim. Otherwise, a judicial proceeding by a beneficiary of a trust against a trustee for breach of trust must be commenced within five years after the first to occur of (1) The removal, resignation or death of the trustee, (2) The termination of the beneficiary's interest in the trust, (3) The termination of the trust, or (4) The time when the beneficiary knew or should have known of the breach of trust.

If your account is not governed by the laws of the State of Ohio, Florida, Michigan, or West Virginia: A statute of limitations may apply which governs the length of time within which you may commence a judicial proceeding regarding matters disclosed within this report. If you have any questions, please consult your attorney.

The Huntington Protected Deposit Account is a Huntington National Bank interest-bearing deposit sweep account. There are no fees associated with this account.

• **The Huntington Conservative Deposit Account** is a Huntington National Bank interest-bearing negotiable order of withdrawal (NOW) account
Participating Trust Division accounts are limited to those permitted by law There are no fees associated with this account

• Internal and/or external valuations occur annually or less frequently for real estate, special assets (limited partnerships, limited liability companies and closely held businesses) and other assets which are not publically traded and/or do not have readily available market values For this reason and due to changing economic conditions and other factors, the value reflected on this statement may be significantly different from the current market value and/or the value that could be realized in a sale Huntington is not liable for any difference between the current market value and/or the actual sales price from the value reflected on this statement

