



See a Social Security Number? Say Something!
Report Privacy Problems to <https://public.resource.org/privacy>
Or call the IRS Identity Theft Hotline at 1-800-908-4490



Form 990



Department of the Treasury
Internal Revenue Service

Return of Organization Exempt From Income Tax

Under section 501(c), 527, or 4947(a)(1) of the Internal Revenue Code (except black lung benefit trust or private foundation)

The organization may have to use a copy of this return to satisfy state reporting requirements

OMB No 1545-0047

2011

Open to Public Inspection

A For the 2011 calendar year, or tax year beginning 07-01-2011 and ending 06-30-2012

B Check if applicable

☐ Address change

☐ Name change

☐ Initial return

☐ Terminated

☐ Amended return

☐ Application pending

C Name of organization

JOHN HEINZ INSTITUTE OF REHABILITATION MEDICINE

Doing Business As

Number and street (or P O box if mail is not delivered to street address)

Room/suite

100 ABINGTON EXECUTIVE PARK

City or town, state or country, and ZIP + 4

CLARKS SUMMIT, PA 18411

F Name and address of principal officer

WILLIAM CONABOY

100 ABINGTON EXECUTIVE PARK

CLARKS SUMMIT,PA 18411

D Employer identification number

23-2262852

E Telephone number

(570) 348-1300

G Gross receipts \$ 44,907,211

I Tax-exempt status

☒ 501(c)(3) ☐ 501(c) () ☐ (insert no) ☐ 4947(a)(1) or ☐ 527

J Website:

WWW ALLIED-SERVICES ORG

K Form of organization

☒ Corporation ☐ Trust ☐ Association ☐ Other

L Year of formation

1988

M State of legal domicile

PA

Part I

Summary

Activities & Governance	<div>1 Briefly describe the organization's mission or most significant activities</div> <div>OPERATE A REHABILITATIVE HOSPITAL WHICH PROVIDES ALL TYPES OF REHABILITATIVE SERVICES</div>			
Revenue	<div>2 Check this box <input type="checkbox"/> if the organization discontinued its operations or disposed of more than 25% of its net assets</div>			
	3	Number of voting members of the governing body (Part VI, line 1a)	3	10
	4	Number of independent voting members of the governing body (Part VI, line 1b)	4	9
	5	Total number of individuals employed in calendar year 2011 (Part V, line 2a)	5	560
	6	Total number of volunteers (estimate if necessary)	6	0
	7a	Total unrelated business revenue from Part VIII, column (C), line 12	7a	0
	7b	Net unrelated business taxable income from Form 990-T, line 34	7b	0
Expenses				
Net Assets or Fund Balances				

Part II

Signature Block

Under penalties of perjury, I declare that I have examined this return, including accompanying schedules and statements, and to the best of my knowledge and belief, it is true, correct, and complete. Declaration of preparer (other than officer) is based on all information of which preparer has any knowledge.

Sign Here

Signature of officer

2013-04-08

Date

WILLIAM CONABOY PRESIDENT/CEO

Type or print name and title

Paid Preparer's Use Only

Preparer's signature

JULIUS GREEN CPA

Date

2013-04-08

Check if self-employed

☐

Preparer's taxpayer identification number (see instructions)

P00350393

Firm's name (or yours if self-employed), address, and ZIP + 4

PARENTEBEARD LLC

1650 MARKET STREET SUITE 4500

PHILADELPHIA, PA 19103

EIN

23-2932984

Phone no

(215) 972-0701

May the IRS discuss this return with the preparer shown above? (see instructions)

☒ Yes ☐ No

For Paperwork Reduction Act Notice, see the separate instructions.

Cat No 11282Y

Form 990 (2011)

Part III

Statement of Program Service Accomplishments

Check if Schedule O contains a response to any question in this Part III

1

Briefly describe the organization’s mission

OUR MISSION IS THAT WE ARE COMMITTED TO THE PEOPLE OF OUR COMMUNITY, TO HELP THEM OVERCOME CHALLENGES AND REACH THEIR GREATEST POTENTIAL BY PROVIDING QUALITY CARE, PEOPLE ORIENTED SERVICES, AND COMFORT

2

Did the organization undertake any significant program services during the year which were not listed on the prior Form 990 or 990-EZ?

Yes

☒

No

If “Yes,” describe these new services on Schedule O

3

Did the organization cease conducting, or make significant changes in how it conducts, any program services?

Yes

☒

No

If “Yes,” describe these changes on Schedule O

4

Describe the organization’s program service accomplishments for each of its three largest program services, as measured by expenses Section 501(c)(3) and 501(c)(4) organizations and section 4947(a)(1) trusts are required to report the amount of grants and allocations to others, the total expenses, and revenue, if any, for each program service reported

4a

(Code) (Expenses \$ 22,491,095 including grants of \$) (Revenue \$ 37,754,373)

OPERATED A REHABILITATON HOSPITAL, LICENSED FOR 71 BEDS THAT PROVIDED VARIOUS TYPES OF REHABILITATION SERVICES DURING 2012, THE HOSPITAL HAD 20,678 PATIENT DAYS, OF WHICH 79% WERE MEDICARE THE TOTAL OCCUPANCY FOR THE REHABILITATION HOSPITAL WAS 80% THE HOSPITAL ALSO OPERATED A 21 BED SKILLED NURSING TRANSITIONAL UNIT DURING 2012, THE TRANSITIONAL UNIT HAD 6,309 PATIENT DAYS TOTAL OCCUPANCY FOR THE TRANSITIONAL UNIT WAS 82% SERVICES WERE PROVIDED TO PATIENTS WHO MET CERTAIN CRITERIA WITHOUT CHARGE OR AT AMOUNTS LESS THAN THE ESTABLISHED RATES CHARGES FORGONE FOR SERVICES RENDERED AND SUPPLIES FURNISHED UNDER THE CHARITY CARE POLICY AMOUNTED TO \$160,160 DURING THE YEAR ENDED JUNE 30, 2012

4b

(Code) (Expenses \$ including grants of \$) (Revenue \$)

4c

(Code) (Expenses \$ including grants of \$) (Revenue \$)

4d

Other program services (Describe in Schedule O)


















(Expenses \$ including grants of \$) (Revenue \$)

4e

Total program service expenses \$ 22,491,095

Part IV


Checklist of Required Schedules

		Yes	No
1	Is the organization described in section 501(c)(3) or 4947(a)(1) (other than a private foundation)? <i>If "Yes," complete Schedule A.</i> 	1	Yes
2	Is the organization required to complete <i>Schedule B, Schedule of Contributors</i> (see instructions)? 	2	Yes
3	Did the organization engage in direct or indirect political campaign activities on behalf of or in opposition to candidates for public office? <i>If "Yes," complete Schedule C, Part I.</i>	3	No
4	Section 501(c)(3) organizations. Did the organization engage in lobbying activities, or have a section 501(h) election in effect during the tax year? <i>If "Yes," complete Schedule C, Part II.</i>	4	No
5	Is the organization a section 501(c)(4), 501(c)(5), or 501(c)(6) organization that receives membership dues, assessments, or similar amounts as defined in Revenue Procedure 98-19? <i>If "Yes," complete Schedule C, Part III.</i>	5	No
6	Did the organization maintain any donor advised funds or any similar funds or accounts for which donors have the right to provide advice on the distribution or investment of amounts in such funds or accounts? <i>If "Yes," complete Schedule D, Part I.</i> 	6	No
7	Did the organization receive or hold a conservation easement, including easements to preserve open space, the environment, historic land areas or historic structures? <i>If "Yes," complete Schedule D, Part II.</i> 	7	No
8	Did the organization maintain collections of works of art, historical treasures, or other similar assets? <i>If "Yes," complete Schedule D, Part III.</i> 	8	No
9	Did the organization report an amount in Part X, line 21, serve as a custodian for amounts not listed in Part X, or provide credit counseling, debt management, credit repair, or debt negotiation services? <i>If "Yes," complete Schedule D, Part IV.</i> 	9	No
10	Did the organization, directly or through a related organization, hold assets in temporarily restricted endowments, permanent endowments, or quasi-endowments? <i>If "Yes," complete Schedule D, Part V.</i> 	10	No
11	If the organization's answer to any of the following questions is 'Yes,' then complete Schedule D, Parts VI, VII, VIII, IX, or X as applicable		
a	Did the organization report an amount for land, buildings, and equipment in Part X, line 10? <i>If "Yes," complete Schedule D, Part VI.</i> 	11a	Yes
b	Did the organization report an amount for investments—other securities in Part X, line 12 that is 5% or more of its total assets reported in Part X, line 16? <i>If "Yes," complete Schedule D, Part VII.</i> 	11b	No
c	Did the organization report an amount for investments—program related in Part X, line 13 that is 5% or more of its total assets reported in Part X, line 16? <i>If "Yes," complete Schedule D, Part VIII.</i> 	11c	No
d	Did the organization report an amount for other assets in Part X, line 15 that is 5% or more of its total assets reported in Part X, line 16? <i>If "Yes," complete Schedule D, Part IX.</i> 	11d	Yes
e	Did the organization report an amount for other liabilities in Part X, line 25? <i>If "Yes," complete Schedule D, Part X.</i> 	11e	Yes
f	Did the organization's separate or consolidated financial statements for the tax year include a footnote that addresses the organization's liability for uncertain tax positions under FIN 48 (ASC 740)? <i>If "Yes," complete Schedule D, Part X.</i> 	11f	Yes
12a	Did the organization obtain separate, independent audited financial statements for the tax year? <i>If "Yes," complete Schedule D, Parts XI, XII, and XIII.</i> 	12a	No
b	Was the organization included in consolidated, independent audited financial statements for the tax year? <i>If "Yes," and if the organization answered 'No' to line 12a, then completing Schedule D, Parts XI, XII, and XIII is optional.</i> 	12b	Yes
13	Is the organization a school described in section 170(b)(1)(A)(ii)? <i>If "Yes," complete Schedule E.</i>	13	No
14a	Did the organization maintain an office, employees, or agents outside of the United States?	14a	No
b	Did the organization have aggregate revenues or expenses of more than \$10,000 from grantmaking, fundraising, business, investment, and program service activities outside the United States, or aggregate foreign investments valued at \$100,000 or more? <i>If "Yes," complete Schedule F, Part I.</i>	14b	No
15	Did the organization report on Part IX, column (A), line 3, more than \$5,000 of grants or assistance to any organization or entity located outside the U S ? <i>If "Yes," complete Schedule F, Part II and IV.</i>	15	No
16	Did the organization report on Part IX, column (A), line 3, more than \$5,000 of aggregate grants or assistance to individuals located outside the U S ? <i>If "Yes," complete Schedule F, Part III and IV.</i>	16	No
17	Did the organization report a total of more than \$15,000, of expenses for professional fundraising services on Part IX, column (A), lines 6 and 11e? <i>If "Yes," complete Schedule G, Part I.</i>	17	No
18	Did the organization report more than \$15,000 total of fundraising event gross income and contributions on Part VIII, lines 1c and 8a? <i>If "Yes," complete Schedule G, Part II.</i>	18	No
19	Did the organization report more than \$15,000 of gross income from gaming activities on Part VIII, line 9a? <i>If "Yes," complete Schedule G, Part III.</i>	19	No
20a	Did the organization operate one or more hospitals? <i>If "Yes," complete Schedule H.</i> 	20a	Yes
b	If "Yes" to line 20a, did the organization attach its audited financial statement to this return? Note. All Form 990 filers that operated one or more hospitals must attach audited financial statements 	20b	Yes

Part IV

Checklist of Required Schedules (continued)

21	Did the organization report more than \$5,000 of grants and other assistance to governments and organizations in the United States on Part IX, column (A), line 1? <i>If "Yes," complete Schedule I, Parts I and II</i>	21		No
22	Did the organization report more than \$5,000 of grants and other assistance to individuals in the United States on Part IX, column (A), line 2? <i>If "Yes," complete Schedule I, Parts I and III</i>	22		No
23	Did the organization answer "Yes" to Part VII, Section A, questions 3, 4, or 5, about compensation of the organization's current and former officers, directors, trustees, key employees, and highest compensated employees? <i>If "Yes," complete Schedule J</i>	23	Yes	
24a	Did the organization have a tax-exempt bond issue with an outstanding principal amount of more than \$100,000 as of the last day of the year, that was issued after December 31, 2002? <i>If "Yes," answer questions 24b–24d and complete Schedule K. If "No," go to line 25</i>	24a		No
b	Did the organization invest any proceeds of tax-exempt bonds beyond a temporary period exception?	24b		
c	Did the organization maintain an escrow account other than a refunding escrow at any time during the year to defease any tax-exempt bonds?	24c		
d	Did the organization act as an "on behalf of" issuer for bonds outstanding at any time during the year?	24d		
25a	Section 501(c)(3) and 501(c)(4) organizations. Did the organization engage in an excess benefit transaction with a disqualified person during the year? <i>If "Yes," complete Schedule L, Part I</i>	25a		No
b	Is the organization aware that it engaged in an excess benefit transaction with a disqualified person in a prior year, and that the transaction has not been reported on any of the organization's prior Forms 990 or 990-EZ? <i>If "Yes," complete Schedule L, Part I</i>	25b		No
26	Was a loan to or by a current or former officer, director, trustee, key employee, highly compensated employee, or disqualified person outstanding as of the end of the organization's tax year? <i>If "Yes," complete Schedule L, Part II</i>	26		No
27	Did the organization provide a grant or other assistance to an officer, director, trustee, key employee, substantial contributor, or a grant selection committee member, or to a person related to such an individual? <i>If "Yes," complete Schedule L, Part III</i>	27		No
28	Was the organization a party to a business transaction with one of the following parties? (see Schedule L, Part IV instructions for applicable filing thresholds, conditions, and exceptions)			
a	A current or former officer, director, trustee, or key employee? <i>If "Yes," complete Schedule L, Part IV</i>	28a		No
b	A family member of a current or former officer, director, trustee, or key employee? <i>If "Yes," complete Schedule L, Part IV</i>	28b		No
c	An entity of which a current or former officer, director, trustee, or key employee (or a family member thereof) was an officer, director, trustee, or owner? <i>If "Yes," complete Schedule L, Part IV</i>	28c		No
29	Did the organization receive more than \$25,000 in non-cash contributions? <i>If "Yes," complete Schedule M</i>	29		No
30	Did the organization receive contributions of art, historical treasures, or other similar assets, or qualified conservation contributions? <i>If "Yes," complete Schedule M</i>	30		No
31	Did the organization liquidate, terminate, or dissolve and cease operations? <i>If "Yes," complete Schedule N, Part I</i>	31		No
32	Did the organization sell, exchange, dispose of, or transfer more than 25% of its net assets? <i>If "Yes," complete Schedule N, Part II</i>	32		No
33	Did the organization own 100% of an entity disregarded as separate from the organization under Regulations sections 301.7701-2 and 301.7701-3? <i>If "Yes," complete Schedule R, Part I</i>	33		No
34	Was the organization related to any tax-exempt or taxable entity? <i>If "Yes," complete Schedule R, Parts II, III, IV, and V, line 1</i>	34	Yes	
35a	Is any related organization a controlled entity of the filing organization within the meaning of section 512(b)(13)?	35a		No
b	Did the organization receive any payment from or engage in any transaction with a controlled entity within the meaning of section 512(b)(13)? <i>If "Yes," complete Schedule R, Part V, line 2</i>	35b		No
36	Section 501(c)(3) organizations. Did the organization make any transfers to an exempt non-charitable related organization? <i>If "Yes," complete Schedule R, Part V, line 2</i>	36		No
37	Did the organization conduct more than 5% of its activities through an entity that is not a related organization and that is treated as a partnership for federal income tax purposes? <i>If "Yes," complete Schedule R, Part VI</i>	37		No
38	Did the organization complete Schedule O and provide explanations in Schedule O for Part VI, lines 11 and 19? Note. All Form 990 filers are required to complete Schedule O	38	Yes	

Part V Statements Regarding Other IRS Filings and Tax Compliance			
Check if Schedule O contains a response to any question in this Part V <input type="checkbox"/>			
		Yes	No
1a	Enter the number reported in Box 3 of Form 1096. Enter -0- if not applicable.	1a 53	
b	Enter the number of Forms W-2G included in line 1a. <i>Enter -0-</i> if not applicable.	1b 0	
c	Did the organization comply with backup withholding rules for reportable payments to vendors and reportable gaming (gambling) winnings to prize winners?	1c	Yes
2a	Enter the number of employees reported on Form W-3, <i>Transmittal of Wage and Tax Statements</i> filed for the calendar year ending with or within the year covered by this return	2a 560	
b	If at least one is reported on line 2a, did the organization file all required federal employment tax returns? Note. If the sum of lines 1a and 2a is greater than 250, you may be required to e-file (see instructions).	2b	Yes
3a	Did the organization have unrelated business gross income of \$1,000 or more during the year?	3a	No
b	If "Yes," has it filed a Form 990-T for this year? <i>If "No," provide an explanation in Schedule O</i>	3b	
4a	At any time during the calendar year, did the organization have an interest in, or a signature or other authority over, a financial account in a foreign country (such as a bank account or securities account)?	4a	No
b	If "Yes," enter the name of the foreign country  _____ See instructions for filing requirements for Form TD F 90-22.1, Report of Foreign Bank and Financial Accounts		
5a	Was the organization a party to a prohibited tax shelter transaction at any time during the tax year? . . .	5a	No
b	Did any taxable party notify the organization that it was or is a party to a prohibited tax shelter transaction?	5b	No
c	If "Yes" to line 5a or 5b, did the organization file Form 8886-T?	5c	
6a	Does the organization have annual gross receipts that are normally greater than \$100,000, and did the organization solicit any contributions that were not tax deductible?	6a	No
b	If "Yes," did the organization include with every solicitation an express statement that such contributions or gifts were not tax deductible?	6b	
7	Organizations that may receive deductible contributions under section 170(c).		
a	Did the organization receive a payment in excess of \$75 made partly as a contribution and partly for goods and services provided to the payor?	7a	No
b	If "Yes," did the organization notify the donor of the value of the goods or services provided?	7b	
c	Did the organization sell, exchange, or otherwise dispose of tangible personal property for which it was required to file Form 8282?	7c	No
d	If "Yes," indicate the number of Forms 8282 filed during the year	7d	
e	Did the organization receive any funds, directly or indirectly, to pay premiums on a personal benefit contract?	7e	No
f	Did the organization, during the year, pay premiums, directly or indirectly, on a personal benefit contract? . . .	7f	No
g	If the organization received a contribution of qualified intellectual property, did the organization file Form 8899 as required?	7g	
h	If the organization received a contribution of cars, boats, airplanes, or other vehicles, did the organization file a Form 1098-C?	7h	
8	Sponsoring organizations maintaining donor advised funds and section 509(a)(3) supporting organizations. Did the supporting organization, or a donor advised fund maintained by a sponsoring organization, have excess business holdings at any time during the year?	8	
9	Sponsoring organizations maintaining donor advised funds.		
a	Did the organization make any taxable distributions under section 4966?	9a	
b	Did the organization make a distribution to a donor, donor advisor, or related person?	9b	
10	Section 501(c)(7) organizations. Enter		
a	Initiation fees and capital contributions included on Part VIII, line 12	10a	
b	Gross receipts, included on Form 990, Part VIII, line 12, for public use of club facilities	10b	
11	Section 501(c)(12) organizations. Enter		
a	Gross income from members or shareholders	11a	
b	Gross income from other sources (Do not net amounts due or paid to other sources against amounts due or received from them)	11b	
12a	Section 4947(a)(1) non-exempt charitable trusts. Is the organization filing Form 990 in lieu of Form 1041?	12a	
b	If "Yes," enter the amount of tax-exempt interest received or accrued during the year	12b	
13	Section 501(c)(29) qualified nonprofit health insurance issuers.		
a	Is the organization licensed to issue qualified health plans in more than one state? Note. All 501(c)(29) organizations must list in Schedule O each state in which they are licensed to issue qualified health plans, the amount of reserves required by each state, and the amount of reserves the organization allocated to each state.	13a	
b	Enter the aggregate amount of reserves the organization is required to maintain by the states in which the organization is licensed to issue qualified health plans	13b	
c	Enter the aggregate amount of reserves on hand	13c	
14a	Did the organization receive any payments for indoor tanning services during the tax year?	14a	No
b	If "Yes," has it filed a Form 720 to report these payments? <i>If "No," provide an explanation in Schedule O</i> . . .	14b	

Part VI

Governance, Management, and Disclosure

For each "Yes" response to lines 2 through 7b below, and for a "No" response to lines 8a, 8b, or 10b below, describe the circumstances, processes, or changes in Schedule O. See instructions.
Check if Schedule O contains a response to any question in this Part VI

Section A. Governing Body and Management

		Yes	No
1a	Enter the number of voting members of the governing body at the end of the tax year		
1b	Enter the number of voting members included in line 1a, above, who are independent		
2	Did any officer, director, trustee, or key employee have a family relationship or a business relationship with any other officer, director, trustee, or key employee?		No
3	Did the organization delegate control over management duties customarily performed by or under the direct supervision of officers, directors or trustees, or key employees to a management company or other person?		No
4	Did the organization make any significant changes to its governing documents since the prior Form 990 was filed?		No
5	Did the organization become aware during the year of a significant diversion of the organization's assets?		No
6	Did the organization have members or stockholders?	Yes	
7a	Did the organization have members, stockholders, or other persons who had the power to elect or appoint one or more members of the governing body?	Yes	
7b	Are any governance decisions of the organization reserved to (or subject to approval by) members, stockholders, or persons other than the governing body?		No
8	Did the organization contemporaneously document the meetings held or written actions undertaken during the year by the following		
8a	The governing body?	Yes	
8b	Each committee with authority to act on behalf of the governing body?	Yes	
9	Is there any officer, director, trustee, or key employee listed in Part VII, Section A, who cannot be reached at the organization's mailing address? If "Yes," provide the names and addresses in Schedule O		No

Section B. Policies

(This Section B requests information about policies not required by the Internal Revenue Code.)

		Yes	No
10a	Did the organization have local chapters, branches, or affiliates?		No
10b	If "Yes," did the organization have written policies and procedures governing the activities of such chapters, affiliates, and branches to ensure their operations are consistent with the organization's exempt purposes?		
11a	Has the organization provided a complete copy of this Form 990 to all members of its governing body before filing the form?	Yes	
11b	Describe in Schedule O the process, if any, used by the organization to review the Form 990		
12a	Did the organization have a written conflict of interest policy? If "No," go to line 13	Yes	
12b	Were officers, directors or trustees, and key employees required to disclose annually interests that could give rise to conflicts?	Yes	
12c	Did the organization regularly and consistently monitor and enforce compliance with the policy? If "Yes," describe in Schedule O how this was done	Yes	
13	Did the organization have a written whistleblower policy?	Yes	
14	Did the organization have a written document retention and destruction policy?	Yes	
15	Did the process for determining compensation of the following persons include a review and approval by independent persons, comparability data, and contemporaneous substantiation of the deliberation and decision?		
15a	The organization's CEO, Executive Director, or top management official	Yes	
15b	Other officers or key employees of the organization	Yes	
	If "Yes," to line 15a or 15b, describe the process in Schedule O (see instructions)		
16a	Did the organization invest in, contribute assets to, or participate in a joint venture or similar arrangement with a taxable entity during the year?		No
16b	If "Yes," did the organization follow a written policy or procedure requiring the organization to evaluate its participation in joint venture arrangements under applicable federal tax law, and take steps to safeguard the organization's exempt status with respect to such arrangements?		

Section C. Disclosure

17	List the States with which a copy of this Form 990 is required to be filed	PA
18	Section 6104 requires an organization to make its Form 1023 (or 1024 if applicable), 990, and 990-T (501(c)(3)s only) available for public inspection. Indicate how you made these available. Check all that apply. <input type="checkbox"/> Own website <input type="checkbox"/> Another's website <input checked="" type="checkbox"/> Upon request	
19	Describe in Schedule O whether (and if so, how), the organization made its governing documents, conflict of interest policy, and financial statements available to the public. See Additional Data Table.	
20	State the name, physical address, and telephone number of the person who possesses the books and records of the organization.	DAVID ARGUST 100 ABINGTON EXECUTIVE PARK CLARKS SUMMIT, PA 18411 (570) 348-1335

Part VII

Compensation of Officers, Directors, Trustees, Key Employees, Highest Compensated Employees, and Independent Contractors

Check if Schedule O contains a response to any question in this Part VII

Section A. Officers, Directors, Trustees, Key Employees, and Highest Compensated Employees

1a Complete this table for all persons required to be listed Report compensation for the calendar year ending with or within the organization's tax year

- List all of the organization's **current** officers, directors, trustees (whether individuals or organizations), regardless of amount of compensation, and **current** key employees Enter -0- in columns (D), (E), and (F) if no compensation was paid
- List all of the organization's **current** key employees, if any See instructions for definition of "key employee "
- List the organization's five **current** highest compensated employees (other than an officer, director, trustee or key employee) who received reportable compensation (Box 5 of Form W-2 and/or Box 7 of Form 1099-MISC) of more than \$100,000 from the organization and any related organizations
- List all of the organization's **former** officers, key employees, or highest compensated employees who received more than \$100,000 of reportable compensation from the organization and any related organizations
- List all of the organization's **former directors or trustees** that received, in the capacity as a former director or trustee of the organization, more than \$10,000 of reportable compensation from the organization and any related organizations

List persons in the following order individual trustees or directors, institutional trustees, officers, key employees, highest compensated employees, and former such persons

Check this box if neither the organization nor any related organizations compensated any current or former officer, director, or trustee

(A) Name and Title	(B) Average hours per week (describe hours for related organizations in Schedule O)	(C) Position (do not check more than one box, unless person is both an officer and a director/trustee)						(D) Reportable compensation from the organization (W-2/1099-MISC)	(E) Reportable compensation from related organizations (W-2/1099-MISC)	(F) Estimated amount of other compensation from the organization and related organizations
		Individual trustee or director	Institutional Trustee	Officer	Key employee	Highest compensated employee	Former			
(1) THOMAS J MELONE CPA CHAIRMAN	1 00	X		X				0	0	0
(2) WILLIAM CONABOY ESQ VICE CHAIRMAN	10 00	X		X				0	511,266	13,638
(3) SHERRY DAVIDOWITZ TREASURER	1 00	X		X				0	0	0
(4) MICHAEL ARONICA MD SECRETARY	1 00	X		X				0	0	0
(5) EDWARD LYNETT DIRECTOR	1 00	X						0	0	0
(6) ROBERT PONENTO DIRECTOR	1 00	X						0	0	0
(7) KENNETH KROGULSKI CFA DIRECTOR	1 00	X						0	0	0
(8) JOSEPH SAVITZ DIRECTOR	1 00	X						0	0	0
(9) RICHARD WEINBERGER DO DIRECTOR	1 00	X						0	0	0
(10) THOMAS G SPEICHER DIRECTOR	1 00	X						0	0	0
(11) JACQUELINE BROZENA ASSISTANT SECRETARY	10 00			X				0	276,090	6,088
(12) MICHAEL AVVISATO ASSISTANT TREASURER	10 00			X				0	279,289	10,161
(13) MARIA BERLYN ASSISTANT VICE PRESIDENT	40 00					X		103,689	0	3,410
(14) MICHAEL RAYMOND STAFF PHYSICIAN	40 00					X		133,712	0	6,070
(15) ANN SULLIVAN ASSISTANT VICE PRESIDENT	40 00					X		108,976	0	7,298
(16) KAREN KEARNEY ASSISTANT VICE PRESIDENT	40 00					X		117,711	0	9,658
(17) ROSLYN ROWAN EXECUTIVE DIRECTOR	40 00					X		100,408	0	3,366

Part VII

1b	Sub-Total			
c	Total from continuation sheets to Part VII, Section A			
d	Total (add lines 1b and 1c)	564,496	1,066,645	59,689

2 Total number of individuals (including but not limited to those listed in Item 1) who received more than \$100,000 of reportable compensation from the organization. 5

		Yes	No
3	Did the organization list any former officer, director or trustee, key employee, or highest compensated employee on line 1a? <i>If "Yes," complete Schedule J for such individual</i>	3	No
4	For any individual listed on line 1a, is the sum of reportable compensation and other compensation from the organization and related organizations greater than \$150,000? <i>If "Yes," complete Schedule J for such individual</i>	4	Yes
5	Did any person listed on line 1a receive or accrue compensation from any unrelated organization or individual for services rendered to the organization? <i>If "Yes," complete Schedule J for such person</i>	5	No

Section B. Independent Contractors

1 Complete this table for your five highest compensated independent contractors that received more than \$100,000 of compensation from the organization. Report compensation for the calendar year ending with or within the organization's tax year.

(A)	(B)	(C)
Name and business address	Description of services	Compensation
US FOOD SERVICE ALLENTOWN 1200 HOOVER AVE ALLENTOWN, PA 18103	FOOD & DIETRY SUPPLIES	375,156
ER LINDE CONSTRUCTION CORP 9 COLLAN PARK HONESDALE, PA 18431	CONSTRUCTION/RENOVATION	262,196
UGI ENERGY SERVICES INC 2525 NORTH 12TH STREET SUITE 360 READING, PA 19605	ENERGY SERVICES	246,817
PRIMEMED PC 5 MORGAN HIGHWAY 6 SCRANTON, PA 18508	LABORATORY SERVICES	242,350
WVHCS - HOSPITAL 534 WYOMING AVENUE KINGSTON, PA 18704	MEDICAL PURCHASED SERVICES	223,549

2 Total number of independent contractors (including but not limited to those listed above) who received more than \$100,000 of compensation from the organization ►14

Part VIII

Statement of Revenue

				(A) Total revenue	(B) Related or exempt function revenue	(C) Unrelated business revenue	(D) Revenue excluded from tax under sections 512, 513, or 514	
Contributions, gifts, grants and other similar amounts	1a	Federated campaigns . . .	1a					
	b	Membership dues	1b					
	c	Fundraising events	1c					
	d	Related organizations	1d	371,898				
	e	Government grants (contributions)	1e					
	f	All other contributions, gifts, grants, and similar amounts not included above	1f					
	g	Noncash contributions included in lines 1a-1f \$ _____						
	h	Total. Add lines 1a-1f			371,898			
Program Service Revenue			Business Code					
	2a	NET PATIENT SERVICE RE	623000	37,125,849	37,125,849			
	b	PA ASSESSMENT REVENUE	623000	628,524	628,524			
	c							
	d							
	e							
	f	All other program service revenue						
	g	Total. Add lines 2a-2f			37,754,373			
Other Revenue	3	Investment income (including dividends, interest and other similar amounts)		138,799			138,799	
	4	Income from investment of tax-exempt bond proceeds . .						
	5	Royalties						
	6a	(i) Real		(ii) Personal				
		78,052						
		b	Less rental expenses					
			74,651					
	c	Rental income or (loss)		3,401				
	d	Net rental income or (loss)			3,401		3,401	
	7a	(i) Securities		(ii) Other				
		6,324,058						
		b	Less cost or other basis and sales expenses		103			
			6,263,781					
	c	Gain or (loss)		-103				
	d	Net gain or (loss)			60,174		60,174	
	8a	Gross income from fundraising events (not including \$ _____ of contributions reported on line 1c) See Part IV, line 18		a				
	b	Less direct expenses		b				
	c	Net income or (loss) from fundraising events . .						
	9a	Gross income from gaming activities See Part IV, line 19		a				
	b	Less direct expenses		b				
	c	Net income or (loss) from gaming activities . .						
	10a	Gross sales of inventory, less returns and allowances		a				
b	Less cost of goods sold		b					
c	Net income or (loss) from sales of inventory . .							
Miscellaneous Revenue		Business Code						
11a	CAFETERIA SALES	722210	156,332				156,332	
b	FITNESS MAINTENANCE IN	900099	45,420				45,420	
c	ABSTRACT REV	561000	25,755				25,755	
d	All other revenue		12,524				12,524	
e	Total. Add lines 11a-11d			240,031				
12	Total revenue. See Instructions			38,568,676	37,754,373	0	442,405	

Part IX

Statement of Functional Expenses

Section 501(c)(3) and 501(c)(4) organizations must complete all columns

All other organizations must complete column (A) but are not required to complete columns (B), (C), and (D)

Check if Schedule O contains a response to any question in this Part IX

Do not include amounts reported on lines 6b, 7b, 8b, 9b, and 10b of Part VIII.		(A) Total expenses	(B) Program service expenses	(C) Management and general expenses	(D) Fundraising expenses
1	Grants and other assistance to governments and organizations in the United States See Part IV, line 21				
2	Grants and other assistance to individuals in the United States See Part IV, line 22				
3	Grants and other assistance to governments, organizations, and individuals outside the United States See Part IV, lines 15 and 16				
4	Benefits paid to or for members				
5	Compensation of current officers, directors, trustees, and key employees				
6	Compensation not included above, to disqualified persons (as defined under section 4958(f)(1)) and persons described in section 4958(c)(3)(B)				
7	Other salaries and wages	18,007,432	13,774,128	4,233,304	
8	Pension plan contributions (include section 401(k) and section 403(b) employer contributions)	333,728	255,273	78,455	
9	Other employee benefits	2,036,007	1,557,369	478,638	
10	Payroll taxes	1,309,480	1,001,639	307,841	
11	Fees for services (non-employees)				
a	Management				
b	Legal	1,075		1,075	
c	Accounting	44,891		44,891	
d	Lobbying				
e	Professional fundraising See Part IV, line 17				
f	Investment management fees				
g	Other	1,128,384	1,042,913	85,471	
12	Advertising and promotion	228,770	108	228,662	
13	Office expenses	619,996	236,645	383,351	
14	Information technology				
15	Royalties				
16	Occupancy	1,442,684	568,694	873,990	
17	Travel	27,898	12,434	15,464	
18	Payments of travel or entertainment expenses for any federal, state, or local public officials				
19	Conferences, conventions, and meetings	56,782	46,941	9,841	
20	Interest	74,869		74,869	
21	Payments to affiliates				
22	Depreciation, depletion, and amortization	663,786	656,967	6,819	
23	Insurance	375,830		375,830	
24	Other expenses Itemize expenses not covered above (List miscellaneous expenses in line 24f If line 24f amount exceeds 10% of line 25, column (A) amount, list line 24f expenses on Schedule O)				
a	CORPORATE ADMIN SERVICE	2,818,421		2,818,421	
b	MEDICAL SUPPLIES	1,633,795	1,622,281	11,514	
c	EQUIPMENT & REPAIRS	1,455,268	201,416	1,253,852	
d	CORPORATE ALLOCATION	726,679		726,679	
e					
f	All other expenses	1,998,465	1,514,287	484,178	
25	Total functional expenses. Add lines 1 through 24f	34,984,240	22,491,095	12,493,145	0
26	Joint costs. Check here <input type="checkbox"/> if following SOP 98-2 (ASC 958-720) Complete this line only if the organization reported in column (B) joint costs from a combined educational campaign and fundraising solicitation				

Part X

Balance Sheet

					(A)		(B)
					Beginning of year		End of year
Assets	1	Cash—non-interest-bearing			1,305	1	1,300
	2	Savings and temporary cash investments			3,569,619	2	5,982,913
	3	Pledges and grants receivable, net				3	
	4	Accounts receivable, net			2,099,298	4	2,069,579
	5	Receivables from current and former officers, directors, trustees, key employees, and highest compensated employees. Complete Part II of Schedule L				5	
	6	Receivables from other disqualified persons (as defined under section 4958(f)(1)) and persons described in section 4958(c)(3)(B). Complete Part II of Schedule L				6	
	7	Notes and loans receivable, net				7	
	8	Inventories for sale or use			31,415	8	52,437
	9	Prepaid expenses and deferred charges			89,803	9	92,609
	10a	Land, buildings, and equipment, cost or other basis. Complete Part VI of Schedule D	10a	26,511,641			
	b	Less: accumulated depreciation	10b	20,703,826	5,401,141	10c	5,807,815
	11	Investments—publicly traded securities			7,827,710	11	7,700,279
	12	Investments—other securities. See Part IV, line 11				12	
	13	Investments—program-related. See Part IV, line 11				13	
	14	Intangible assets				14	
	15	Other assets. See Part IV, line 11			1,403,957	15	1,337,353
	16	Total assets. Add lines 1 through 15 (must equal line 34)			20,424,248	16	23,044,285
Liabilities	17	Accounts payable and accrued expenses			875,664	17	669,233
	18	Grants payable				18	
	19	Deferred revenue				19	
	20	Tax-exempt bond liabilities			1,804,404	20	1,108,076
	21	Escrow or custodial account liability. Complete Part IV of Schedule D				21	
	22	Payables to current and former officers, directors, trustees, key employees, highest compensated employees, and disqualified persons. Complete Part II of Schedule L				22	
	23	Secured mortgages and notes payable to unrelated third parties			562,241	23	514,480
	24	Unsecured notes and loans payable to unrelated third parties				24	
	25	Other liabilities (including federal income tax, payables to related third parties, and other liabilities not included on lines 17-24). Complete Part X of Schedule D			601,808	25	568,214
	26	Total liabilities. Add lines 17 through 25			3,844,117	26	2,860,003
Net Assets or Fund Balances	Organizations that follow SFAS 117, check here <input checked="" type="checkbox"/> and complete lines 27 through 29, and lines 33 and 34.						
	27	Unrestricted net assets			16,580,131	27	20,184,282
	28	Temporarily restricted net assets				28	
	29	Permanently restricted net assets				29	
	Organizations that do not follow SFAS 117, check here <input type="checkbox"/> and complete lines 30 through 34.						
	30	Capital stock or trust principal, or current funds				30	
	31	Paid-in or capital surplus, or land, building or equipment fund				31	
	32	Retained earnings, endowment, accumulated income, or other funds				32	
	33	Total net assets or fund balances			16,580,131	33	20,184,282
	34	Total liabilities and net assets/fund balances			20,424,248	34	23,044,285

Part XI Reconciliation of Net Assets

Check if Schedule O contains a response to any question in this Part XI

1	Total revenue (must equal Part VIII, column (A), line 12)	1	38,568,676
2	Total expenses (must equal Part IX, column (A), line 25)	2	34,984,240
3	Revenue less expenses Subtract line 2 from line 1	3	3,584,436
4	Net assets or fund balances at beginning of year (must equal Part X, line 33, column (A))	4	16,580,131
5	Other changes in net assets or fund balances (explain in Schedule O)	5	19,715
6	Net assets or fund balances at end of year Combine lines 3, 4, and 5 (must equal Part X, line 33, column (B))	6	20,184,282

Part XII Financial Statements and Reporting

Check if Schedule O contains a response to any question in this Part XII

		Yes	No
1	Accounting method used to prepare the Form 990 <input type="checkbox"/> Cash <input checked="" type="checkbox"/> Accrual <input type="checkbox"/> Other If the organization changed its method of accounting from a prior year or checked "Other," explain in Schedule O		
2a	Were the organization's financial statements compiled or reviewed by an independent accountant?		No
b	Were the organization's financial statements audited by an independent accountant?	Yes	
c	If "Yes," to 2a or 2b, does the organization have a committee that assumes responsibility for oversight of the audit, review, or compilation of its financial statements and selection of an independent accountant? If the organization changed either its oversight process or selection process during the tax year, explain in Schedule O	Yes	
d	If "Yes" to line 2a or 2b, check a box below to indicate whether the financial statements for the year were issued on a separate basis, consolidated basis, or both <input type="checkbox"/> Separate basis <input checked="" type="checkbox"/> Consolidated basis <input type="checkbox"/> Both consolidated and separated basis		
3a	As a result of a federal award, was the organization required to undergo an audit or audits as set forth in the Single Audit Act and OMB Circular A-133?	Yes	
b	If "Yes," did the organization undergo the required audit or audits? If the organization did not undergo the required audit or audits, explain why in Schedule O and describe any steps taken to undergo such audits	Yes	

SCHEDULE A
(Form 990 or 990EZ)

Department of the Treasury
Internal Revenue Service

Public Charity Status and Public Support

Complete if the organization is a section 501(c)(3) organization or a section 4947(a)(1) nonexempt charitable trust.

▶ Attach to Form 990 or Form 990-EZ. ▶ See separate instructions.

OMB No 1545-0047

2011

Open to Public
Inspection

Name of the organization JOHN HEINZ INSTITUTE OF REHABILITATION MEDICINE	Employer identification number 23-2262852
---	--

Part I Reason for Public Charity Status (All organizations must complete this part.) See instructions

The organization is not a private foundation because it is (For lines 1 through 11, check only one box)

1

☐

A church, convention of churches, or association of churches **section 170(b)(1)(A)(i).**

2

☐

A school described in **section 170(b)(1)(A)(ii).** (Attach Schedule E)

3

☒

A hospital or a cooperative hospital service organization described in **section 170(b)(1)(A)(iii).**

4

☐

A medical research organization operated in conjunction with a hospital described in **section 170(b)(1)(A)(iii).** Enter the hospital's name, city, and state

5

☐

An organization operated for the benefit of a college or university owned or operated by a governmental unit described in **section 170(b)(1)(A)(iv).** (Complete Part II)

6

☐

A federal, state, or local government or governmental unit described in **section 170(b)(1)(A)(v).**

7

☐

An organization that normally receives a substantial part of its support from a governmental unit or from the general public described in **section 170(b)(1)(A)(vi)** (Complete Part II)

8

☐

A community trust described in **section 170(b)(1)(A)(vi)** (Complete Part II)

9

☐

An organization that normally receives (1) more than 33 1/3% of its support from contributions, membership fees, and gross receipts from activities related to its exempt functions—subject to certain exceptions, and (2) no more than 33 1/3% of its support from gross investment income and unrelated business taxable income (less section 511 tax) from businesses acquired by the organization after June 30, 1975 See **section 509(a)(2).** (Complete Part III)

10

☐

An organization organized and operated exclusively to test for public safety Se**section 509(a)(4).**

11

☐

An organization organized and operated exclusively for the benefit of, to perform the functions of, or to carry out the purposes of one or more publicly supported organizations described in section 509(a)(1) or section 509(a)(2) See **section 509(a)(3).** Check the box that describes the type of supporting organization and complete lines 11e through 11h

a

☐

Type I

b

☐

Type II

c

☐

Type III - Functionally integrated

d

☐

Type III - Other

e

☐

By checking this box, I certify that the organization is not controlled directly or indirectly by one or more disqualified persons other than foundation managers and other than one or more publicly supported organizations described in section 509(a)(1) or section 509(a)(2)

f

☐

If the organization received a written determination from the IRS that it is a Type I, Type II or Type III supporting organization, check this box

g

☐

Since August 17, 2006, has the organization accepted any gift or contribution from any of the following persons?

(i)

a person who directly or indirectly controls, either alone or together with persons described in (ii) and (iii) below, the governing body of the the supported organization?

(ii)

a family member of a person described in (i) above?

(iii)

a 35% controlled entity of a person described in (i) or (ii) above?

h

☐

Provide the following information about the supported organization(s)

	Yes	No
11g(i)		
11g(ii)		
11g(iii)		

(i) Name of supported organization	(ii) EIN	(iii) Type of organization (described on lines 1- 9 above or IRC section (see instructions))	(iv) Is the organization in col (i) listed in your governing document?		(v) Did you notify the organization in col (i) of your support?		(vi) Is the organization in col (i) organized in the U S ?		(vii) Amount of support?
			Yes	No	Yes	No	Yes	No	
Total									

Part II

Support Schedule for Organizations Described in IRC 170(b)(1)(A)(iv) and 170(b)(1)(A)(vi)
(Complete only if you checked the box on line 5, 7, or 8 of Part I or if the organization failed to qualify under Part III. If the organization fails to qualify under the tests listed below, please complete Part III.)

Section A. Public Support						
Calendar year	(a) 2007	(b) 2008	(c) 2009	(d) 2010	(e) 2011	(f) Total
1 Gifts, grants, contributions, and membership fees received (Do not include any "unusual grants.")						
2 Tax revenues levied for the organization's benefit and either paid to or expended on its behalf						
3 The value of services or facilities furnished by a governmental unit to the organization without charge						
4 Total. Add lines 1 through 3						
5 The portion of total contributions by each person (other than a governmental unit or publicly supported organization) included on line 1 that exceeds 2% of the amount shown on line 11, column (f)						
6 Public Support. Subtract line 5 from line 4						

Section B. Total Support						
Calendar year	(a) 2007	(b) 2008	(c) 2009	(d) 2010	(e) 2011	(f) Total
7 Amounts from line 4						
8 Gross income from interest, dividends, payments received on securities loans, rents, royalties and income from similar sources						
9 Net income from unrelated business activities, whether or not the business is regularly carried on						
10 Other income (Explain in Part IV) Do not include gain or loss from the sale of capital assets						
11 Total support (Add lines 7 through 10)						
12 Gross receipts from related activities, etc (See instructions)					12	
13 First Five Years If the Form 990 is for the organization's first, second, third, fourth, or fifth tax year as a 501(c)(3) organization, check this box and stop here						

Section C. Computation of Public Support Percentage						
14 Public Support Percentage for 2011 (line 6 column (f) divided by line 11 column (f))		14				
15 Public Support Percentage for 2010 Schedule A, Part II, line 14		15				
16a 33 1/3% support test—2011. If the organization did not check the box on line 13, and line 14 is 33 1/3% or more, check this box and stop here. The organization qualifies as a publicly supported organization						
b 33 1/3% support test—2010. If the organization did not check the box on line 13 or 16a, and line 15 is 33 1/3% or more, check this box and stop here. The organization qualifies as a publicly supported organization						
17a 10%-facts-and-circumstances test—2011. If the organization did not check a box on line 13, 16a, or 16b and line 14 is 10% or more, and if the organization meets the "facts and circumstances" test, check this box and stop here. Explain in Part IV how the organization meets the "facts and circumstances" test The organization qualifies as a publicly supported organization						
b 10%-facts-and-circumstances test—2010. If the organization did not check a box on line 13, 16a, 16b, or 17a and line 15 is 10% or more, and if the organization meets the "facts and circumstances" test, check this box and stop here. Explain in Part IV how the organization meets the "facts and circumstances" test The organization qualifies as a publicly supported organization						
18 Private Foundation If the organization did not check a box on line 13, 16a, 16b, 17a or 17b, check this box and see instructions						

Part IIIPart III

Support Schedule for Organizations Described in IRC 509(a)(2)
(Complete only if you checked the box on line 9 of Part I or if the organization failed to qualify under Part II. If the organization fails to qualify under the tests listed below, please complete Part II.)

Section A. Public Support						
Calendar year (or fiscal year beginning in)	(a) 2007	(b) 2008	(c) 2009	(d) 2010	(e) 2011	(f) Total
1 Gifts, grants, contributions, and membership fees received (Do not include any "unusual grants.")						
2 Gross receipts from admissions, merchandise sold or services performed, or facilities furnished in any activity that is related to the organization's tax-exempt purpose						
3 Gross receipts from activities that are not an unrelated trade or business under section 513						
4 Tax revenues levied for the organization's benefit and either paid to or expended on its behalf						
5 The value of services or facilities furnished by a governmental unit to the organization without charge						
6 Total. Add lines 1 through 5						
7a Amounts included on lines 1, 2, and 3 received from disqualified persons						
b Amounts included on lines 2 and 3 received from other than disqualified persons that exceed the greater of \$5,000 or 1% of the amount on line 13 for the year						
c Add lines 7a and 7b						
8 Public Support (Subtract line 7c from line 6.)						

Section B. Total Support						
Calendar year (or fiscal year beginning in)	(a) 2007	(b) 2008	(c) 2009	(d) 2010	(e) 2011	(f) Total
9 Amounts from line 6						
10a Gross income from interest, dividends, payments received on securities loans, rents, royalties and income from similar sources						
b Unrelated business taxable income (less section 511 taxes) from businesses acquired after June 30, 1975						
c Add lines 10a and 10b						
11 Net income from unrelated business activities not included in line 10b, whether or not the business is regularly carried on						
12 Other income. Do not include gain or loss from the sale of capital assets (Explain in Part IV.)						
13 Total support (Add lines 9, 10c, 11 and 12.)						
14 First Five Years If the Form 990 is for the organization's first, second, third, fourth, or fifth tax year as a 501(c)(3) organization, check this box and stop here						

Section C. Computation of Public Support Percentage			
15 Public Support Percentage for 2011 (line 8 column (f) divided by line 13 column (f))	15		
16 Public support percentage from 2010 Schedule A, Part III, line 15	16		

Section D. Computation of Investment Income Percentage			
17 Investment income percentage for 2011 (line 10c column (f) divided by line 13 column (f))	17		
18 Investment income percentage from 2010 Schedule A, Part III, line 17	18		
19a 33 1/3% support tests—2011. If the organization did not check the box on line 14, and line 15 is more than 33 1/3% and line 17 is not more than 33 1/3%, check this box and stop here . The organization qualifies as a publicly supported organization			
b 33 1/3% support tests—2010. If the organization did not check a box on line 14 or line 19a, and line 16 is more than 33 1/3% and line 18 is not more than 33 1/3%, check this box and stop here . The organization qualifies as a publicly supported organization			
20 Private Foundation If the organization did not check a box on line 14, 19a or 19b, check this box and see instructions			

Part IV **Supplemental Information.** Supplemental Information. Complete this part to provide the explanation required by Part II, line 10; Part II, line 17a or 17b; or Part III, line 12. Also complete this part for any additional information. (See instructions).

Facts And Circumstances Test

Explanation

SCHEDULE D
(Form 990)

Department of the Treasury
Internal Revenue Service

Supplemental Financial Statements

► Complete if the organization answered "Yes," to Form 990, Part IV, line 6, 7, 9, 10, 11a, 11b, 11c, 11d, 11e, 11f, 12a, or 12b
► Attach to Form 990. ► See separate instructions.

OMB No 1545-0047

2011

Open to Public Inspection

Name of the organization
JOHN HEINZ INSTITUTE OF REHABILITATION MEDICINE

Employer identification number
23-2262852

Part I Organizations Maintaining Donor Advised Funds or Other Similar Funds or Accounts. Complete if the organization answered "Yes" to Form 990, Part IV, line 6.

	(a) Donor advised funds	(b) Funds and other accounts
1	Total number at end of year	
2	Aggregate contributions to (during year)	
3	Aggregate grants from (during year)	
4	Aggregate value at end of year	
5	Did the organization inform all donors and donor advisors in writing that the assets held in donor advised funds are the organization's property, subject to the organization's exclusive legal control? <div><input type="checkbox"/> Yes <input type="checkbox"/> No</div>	
6	Did the organization inform all grantees, donors, and donor advisors in writing that grant funds may be used only for charitable purposes and not for the benefit of the donor or donor advisor, or for any other purpose conferring impermissible private benefit <div><input type="checkbox"/> Yes <input type="checkbox"/> No</div>	

Part II Conservation Easements. Complete if the organization answered "Yes" to Form 990, Part IV, line 7.

1

Purpose(s) of conservation easements held by the organization (check all that apply)

☐ Preservation of land for public use (e g , recreation or pleasure)☐ Preservation of an historically importantly land area
☐ Protection of natural habitat☐ Preservation of a certified historic structure
☐ Preservation of open space

2

Complete lines 2a–2d if the organization held a qualified conservation contribution in the form of a conservation easement on the last day of the tax year

	Held at the End of the Year
a	Total number of conservation easements
b	Total acreage restricted by conservation easements
c	Number of conservation easements on a certified historic structure included in (a)
d	Number of conservation easements included in (c) acquired after 8/17/06

3

Number of conservation easements modified, transferred, released, extinguished, or terminated by the organization during the taxable year ► _____

4

Number of states where property subject to conservation easement is located ► _____

5

Does the organization have a written policy regarding the periodic monitoring, inspection, handling of violations, and enforcement of the conservation easements it holds?

☐ Yes ☐ No

6

Staff and volunteer hours devoted to monitoring, inspecting and enforcing conservation easements during the year ► _____

7

Amount of expenses incurred in monitoring, inspecting, and enforcing conservation easements during the year
► \$ _____

8

Does each conservation easement reported on line 2(d) above satisfy the requirements of section 170(h)(4)(B)(i) and 170(h)(4)(B)(ii)?

☐ Yes ☐ No

9

In Part XIV, describe how the organization reports conservation easements in its revenue and expense statement, and balance sheet, and include, if applicable, the text of the footnote to the organization's financial statements that describes the organization's accounting for conservation easements

Part III Organizations Maintaining Collections of Art, Historical Treasures, or Other Similar Assets. Complete if the organization answered "Yes" to Form 990, Part IV, line 8.

1a

If the organization elected, as permitted under SFAS 116, not to report in its revenue statement and balance sheet works of art, historical treasures, or other similar assets held for public exhibition, education or research in furtherance of public service, provide, in Part XIV, the text of the footnote to its financial statements that describes these items

b

If the organization elected, as permitted under SFAS 116, to report in its revenue statement and balance sheet works of art, historical treasures, or other similar assets held for public exhibition, education, or research in furtherance of public service, provide the following amounts relating to these items

(i) Revenues included in Form 990, Part VIII, line 1

► \$ _____

(ii) Assets included in Form 990, Part X

► \$ _____

2

If the organization received or held works of art, historical treasures, or other similar assets for financial gain, provide the following amounts required to be reported under SFAS 116 relating to these items

a

Revenues included in Form 990, Part VIII, line 1

► \$ _____

b

Assets included in Form 990, Part X

► \$ _____

For Privacy Act and Paperwork Reduction Act Notice, see the Intructions for Form 990

Cat No 52283D

Schedule D (Form 990) 2011

Part III

Organizations Maintaining Collections of Art, Historical Treasures, or Other Similar Assets (continued)

3

Using the organization's accession and other records, check any of the following that are a significant use of its collection items (check all that apply)

a

☐ Public exhibition

d

☐ Loan or exchange programs

b

☐ Scholarly research

e

☐ Other

c

☐ Preservation for future generations

4

Provide a description of the organization's collections and explain how they further the organization's exempt purpose in Part XIV

5

During the year, did the organization solicit or receive donations of art, historical treasures or other similar assets to be sold to raise funds rather than to be maintained as part of the organization's collection?

☐ Yes

☐ No

Part IV

Escrow and Custodial Arrangements. Complete if the organization answered "Yes" to Form 990, Part IV, line 9, or reported an amount on Form 990, Part X, line 21.

1a

Is the organization an agent, trustee, custodian or other intermediary for contributions or other assets not included on Form 990, Part X?

☐ Yes

☐ No

1b

If "Yes," explain the arrangement in Part XIV and complete the following table

	Amount
1c	
1d	
1e	
1f	

2a

Did the organization include an amount on Form 990, Part X, line 21?

☐ Yes

☐ No

2b

If "Yes," explain the arrangement in Part XIV

Part V

Endowment Funds. Complete if the organization answered "Yes" to Form 990, Part IV, line 10.

	(a)Current Year	(b)Prior Year	(c)Two Years Back	(d)Three Years Back	(e)Four Years Back
1a	Beginning of year balance				
1b	Contributions				
1c	Investment earnings or losses				
1d	Grants or scholarships				
1e	Other expenditures for facilities and programs				
1f	Administrative expenses				
1g	End of year balance				

2

Provide the estimated percentage of the year end balance held as

2a

Board designated or quasi-endowment ▶

2b

Permanent endowment ▶

2c

Term endowment ▶

3a

Are there endowment funds not in the possession of the organization that are held and administered for the organization by

(i)

unrelated organizations

(ii)

related organizations

3a(i)

Yes

No

3a(ii)

Yes

No

3b

If "Yes" to 3a(ii), are the related organizations listed as required on Schedule R?

Yes

No

4

Describe in Part XIV the intended uses of the organization's endowment funds

Part VI

Land, Buildings, and Equipment. See Form 990, Part X, line 10.

Description of property	(a) Cost or other basis (investment)	(b) Cost or other basis (other)	(c) Accumulated depreciation	(d) Book value
1a Land		299,615		299,615
1b Buildings		19,169,604	14,702,967	4,466,637
1c Leasehold improvements				
1d Equipment		7,042,422	6,000,859	1,041,563
1e Other				
Total. Add lines 1a-1e (Column (d) should equal Form 990, Part X, column (B), line 10(c).) ▶				5,807,815

Schedule D (Form 990) 2011

Part XI

Reconciliation of Change in Net Assets from Form 990 to Financial Statements

1	Total revenue (Form 990, Part VIII, column (A), line 12)	1	38,568,676
2	Total expenses (Form 990, Part IX, column (A), line 25)	2	34,984,240
3	Excess or (deficit) for the year Subtract line 2 from line 1	3	3,584,436
4	Net unrealized gains (losses) on investments	4	19,715
5	Donated services and use of facilities	5	
6	Investment expenses	6	
7	Prior period adjustments	7	
8	Other (Describe in Part XIV)	8	
9	Total adjustments (net) Add lines 4 - 8	9	19,715
10	Excess or (deficit) for the year per financial statements Combine lines 3 and 9	10	3,604,151

Part XII

Reconciliation of Revenue per Audited Financial Statements With Revenue per Return

1	Total revenue, gains, and other support per audited financial statements	1	38,663,042
2	Amounts included on line 1 but not on Form 990, Part VIII, line 12		
a	Net unrealized gains on investments	2a	19,715
b	Donated services and use of facilities	2b	
c	Recoveries of prior year grants	2c	
d	Other (Describe in Part XIV)	2d	
e	Add lines 2a through 2d	2e	19,715
3	Subtract line 2e from line 1	3	38,643,327
4	Amounts included on Form 990, Part VIII, line 12, but not on line 1		
a	Investment expenses not included on Form 990, Part VIII, line 7b	4a	
b	Other (Describe in Part XIV)	4b	-74,651
c	Add lines 4a and 4b	4c	-74,651
5	Total Revenue Add lines 3 and 4c. (This should equal Form 990, Part I, line 12)	5	38,568,676

Part XIII

Reconciliation of Expenses per Audited Financial Statements With Expenses per Return

1	Total expenses and losses per audited financial statements	1	35,058,891
2	Amounts included on line 1 but not on Form 990, Part IX, line 25		
a	Donated services and use of facilities	2a	
b	Prior year adjustments	2b	
c	Other losses	2c	
d	Other (Describe in Part XIV)	2d	74,651
e	Add lines 2a through 2d	2e	74,651
3	Subtract line 2e from line 1	3	34,984,240
4	Amounts included on Form 990, Part IX, line 25, but not on line 1:		
a	Investment expenses not included on Form 990, Part VIII, line 7b	4a	
b	Other (Describe in Part XIV)	4b	
c	Add lines 4a and 4b	4c	0
5	Total expenses Add lines 3 and 4c. (This should equal Form 990, Part I, line 18)	5	34,984,240

Part XIV

Supplemental Information

Complete this part to provide the descriptions required for Part II, lines 3, 5, and 9, Part III, lines 1a and 4, Part IV, lines 1b and 2b, Part V, line 4, Part X, Part XI, line 8, Part XII, lines 2d and 4b, and Part XIII, lines 2d and 4b. Also complete this part to provide any additional information.

Identifier	Return Reference	Explanation
DESCRIPTION OF UNCERTAIN TAX POSITIONS UNDER FIN 48	PART X	ALLIED ACCOUNTS FOR UNCERTAINTY IN INCOME TAXES USING A RECOGNITION THRESHOLD OF MORE-LIKELY-THAN-NOT TO BE SUSTAINED UPON EXAMINATION BY THE APPROPRIATE TAXING AUTHORITY. MEASUREMENT OF THE TAX UNCERTAINTY OCCURS IF THE RECOGNITION THRESHOLD HAS BEEN MET. MANAGEMENT DETERMINED THAT THERE WERE NO TAX UNCERTAINTIES THAT MET THE RECOGNITION THRESHOLD IN 2012 AND 2011. ALLIED'S FEDERAL RETURNS OF ORGANIZATION EXEMPT FROM INCOME TAX FOR THE YEARS ENDED JUNE 30, 2011, 2010, AND 2009 REMAIN SUBJECT TO EXAMINATION BY THE INTERNAL REVENUE SERVICE.
PART XII, LINE 4B - OTHER ADJUSTMENTS		RENTAL EXPENSES -74,651
PART XIII, LINE 2D - OTHER ADJUSTMENTS		RENTAL EXPENSES 74,651

SCHEDULE H
(Form 990)

Department of the Treasury
Internal Revenue Service

Hospitals

▶ **Complete if the organization answered "Yes" to Form 990, Part IV, question 20.**
▶ **Attach to Form 990. ▶ See separate instructions.**

OMB No 1545-0047

2011

Open to Public Inspection

Name of the organization
JOHN HEINZ INSTITUTE OF REHABILITATION MEDICINE

Employer identification number
23-2262852

Part I

Charity Care and Certain Other Community Benefits at Cost

		Yes	No	
1a	Did the organization have a charity care policy? If "No," skip to question 6a	1a	Yes	
b	If "Yes," is it a written policy?	1b	Yes	
2	If the organization had multiple hospitals, indicate which of the following best describes application of the charity care policy to the various hospitals <div><input checked="" type="checkbox"/> Applied uniformly to all hospitals <input type="checkbox"/> Generally tailored to individual hospitals</div> <div><input type="checkbox"/> Applied uniformly to most hospitals</div>			
3	Answer the following based on the charity care eligibility criteria that applies to the largest number of the organization's patients during the tax year a Did the organization use Federal Poverty Guidelines (FPG) to determine eligibility for providing <i>free</i> care? If "Yes," indicate which of the following is the FPG family income limit for eligibility for free care <div><input type="checkbox"/> 100%<input type="checkbox"/> 150%<input checked="" type="checkbox"/> 200%<input type="checkbox"/> Other _____%</div> b Did the organization use FPG to determine eligibility for providing <i>discounted</i> care? If "Yes," indicate which of the following is the family income limit for eligibility for discounted care <div><input checked="" type="checkbox"/> 200%<input type="checkbox"/> 250%<input type="checkbox"/> 300%<input type="checkbox"/> 350%<input type="checkbox"/> 400%<input type="checkbox"/> Other _____%</div> c If the organization did not use FPG to determine eligibility, describe in Part VI the income based criteria for determining eligibility for free or discounted care Include in the description whether the organization uses an asset test or other threshold, regardless of income, to determine eligibility for free or discounted care	3a	Yes	
4	Did the organization's policy provide free or discounted care to the "medically indigent"?	4	Yes	
5a	Did the organization budget amounts for free or discounted care provided under its financial assistance policy during the tax year?	5a	Yes	
b	If "Yes," did the organization's charity care expenses exceed the budgeted amount?	5b	Yes	
c	If "Yes" to line 5b, as a result of budget considerations, was the organization unable to provide free or discounted care to a patient who was eligible for free or discounted care?	5c		No
6a	Did the organization prepare a community benefit report during the tax year?	6a	Yes	
6b	If "Yes," did the organization make it available to the public?	6b	Yes	
	Complete the following table using the worksheets provided in the Schedule H instructions Do not submit these worksheets with the Schedule H			

7 Charity Care and Certain Other Community Benefits at Cost						
Charity Care and Means-Tested Government Programs	(a) Number of activities or programs (optional)	(b) Persons served (optional)	(c) Total community benefit expense	(d) Direct offsetting revenue	(e) Net community benefit expense	(f) Percent of total expense
a Charity care at cost (from Worksheet 1)	1	200	110,965		110,965	0 320 %
b Medicaid (from Worksheet 3, column a)	2	750	2,050,937	902,373	1,148,564	3 280 %
c Costs of other means-tested government programs (from Worksheet 3, column b)						
d Total Charity Care and Means-Tested Government Programs	3	950	2,161,902	902,373	1,259,529	3 600 %
Other Benefits						
e Community health improvement services and community benefit operations (from Worksheet 4)						
f Health professions education (from Worksheet 5)						
g Subsidized health services (from Worksheet 6)						
h Research (from Worksheet 7)						
i Cash and in-kind contributions for community benefit (from Worksheet 8)	2	100	54,590		54,590	0 160 %
j Total Other Benefits	2	100	54,590		54,590	0 160 %
k Total. Add lines 7d and 7j	5	1,050	2,216,492	902,373	1,314,119	3 760 %

Part IICommunity Building Activities

Complete this table if the organization conducted any community building activities.

	(a) Number of activities or programs (optional)	(b) Persons served (optional)	(c) Total community building expense	(d) Direct offsetting revenue	(e) Net community building expense	(f) Percent of total expense
1Physical improvements and housing						
2Economic development						
3Community support						
4Environmental improvements						
5Leadership development and training for community members						
6Coalition building						
7Community health improvement advocacy						
8Workforce development						
9Other						
10Total						

Part IIIBad Debt, Medicare, & Collection Practices

Section A. Bad Debt Expense

		Yes	No
1Did the organization report bad debt expense in accordance with Heathcare Financial Management Association Statement No. 15?	1	Yes	
2Enter the amount of the organization's bad debt expense	2	216,832	
3Enter the estimated amount of the organization's bad debt expense attributable to patients eligible under the organization's charity care policy	3	110,965	
4Provide in Part VI the text of the footnote to the organization's financial statements that describes bad debt expense. In addition, describe the costing methodology used in determining the amounts reported on lines 2 and 3, and rationale for including a portion of bad debt amounts as community benefit.			

Section B. Medicare

5Enter total revenue received from Medicare (including DSH and IME)	5	26,288,747	
6Enter Medicare allowable costs of care relating to payments on line 5	6	21,415,714	
7Subtract line 6 from line 5. This is the surplus or (shortfall).	7	4,873,033	
8Describe in Part VI the extent to which any shortfall reported in line 7 should be treated as community benefit. Also describe in Part VI the costing methodology or source used to determine the amount reported on line 6. Check the box that describes the method used: <input checked="" type="checkbox"/> Cost accounting system <input type="checkbox"/> Cost to charge ratio <input type="checkbox"/> Other			

Section C. Collection Practices

9aDid the organization have a written debt collection policy during the tax year?	9a	Yes	
9bIf "Yes," did the organization's collection policy that applied to the largest number of its patients during the tax year contain provisions on the collection practices to be followed for patients who are known to qualify for financial assistance? Describe in Part VI.	9b	Yes	

Part IVManagement Companies and Joint Ventures (see instructions)

(a) Name of entity	(b) Description of primary activity of entity	(c) Organization's profit % or stock ownership %	(d) Officers, directors, trustees, or key employees' profit % or stock ownership%	(e) Physicians' profit % or stock ownership %
1				
2				
3				
4				
5				
6				
7				
8				
9				
10				
11				
12				
13				

Section A. Hospital Facilities

How many hospital facilities did the organization operate during the tax year? 1

Name and address

[illegible]

Part V

Facility Information (continued)

Section B. Facility Policies and Practices.

(Complete a separate Section B for each of the hospital facilities listed in Part V, Section A)

JOHN HEINZ INSTITUTE OF REHABILITATION

Name of Hospital Facility: _____

Line Number of Hospital Facility (from Schedule H, Part V, Section A): _____1_____

	Yes	No
Community Health Needs Assessment (Lines 1 through 7 are optional for 2011)		
1 During the tax year or any prior tax year, did the hospital facility conduct a community health needs assessment ("Needs Assessment")? If "No," skip to question 8 If "Yes," indicate what the Needs Assessment describes (check all that apply) a <input type="checkbox"/> A definition of the community served by the hospital facility b <input type="checkbox"/> Demographics of the community c <input type="checkbox"/> Existing health care facilities and resources within the community that are available to respond to the health needs of the community d <input type="checkbox"/> How data was obtained e <input type="checkbox"/> The health needs of the community f <input type="checkbox"/> Primary and chronic disease needs and other health issues of uninsured persons, low-income persons, and minority groups g <input type="checkbox"/> The process for identifying and prioritizing community health needs and services to meet those needs h <input type="checkbox"/> The process for consulting with persons representing the community's interests i <input type="checkbox"/> Information gaps that limit the hospital facility's ability to assess the community's health needs j <input type="checkbox"/> Other (describe in Part VI)	1	
2 Indicate the tax year the hospital facility last conducted a Needs Assessment 20 ____		
3 In conducting its most recent Needs Assessment, did the hospital facility take into account input from persons who represent the community served by the hospital facility? If "Yes," describe in Part VI how the hospital facility took into account input from persons who represent the community, and identify the persons the hospital facility consulted	3	
4 Was the hospital facility's Needs Assessment conducted with one or more other hospital facilities? If "Yes," list the other hospital facilities in Part VI	4	
5 Did the hospital facility make its Needs Assessment widely available to the public? If "Yes," indicate how the Needs Assessment was made widely available (check all that apply) a <input type="checkbox"/> Hospital facility's website b <input type="checkbox"/> Available upon request from the hospital facility c <input type="checkbox"/> Other (describe in Part VI)	5	
6 If the hospital facility addressed needs identified in its most recently conducted Needs Assessment, indicate how (check all that apply) a <input type="checkbox"/> Adoption of an implementation strategy to address the health needs of the hospital facility's community b <input type="checkbox"/> Execution of the implementation strategy c <input type="checkbox"/> Development of a community-wide community benefit plan for the facility d <input type="checkbox"/> Participation in community-wide community benefit plan e <input type="checkbox"/> Inclusion of a community benefit section in operational plans f <input type="checkbox"/> Adoption of a budget for provision of services that address the needs identified in the CHNA g <input type="checkbox"/> Prioritization of health needs in the community h <input type="checkbox"/> Prioritization of services that the hospital facility will undertake to meet health needs in its community i <input type="checkbox"/> Other (describe in Part VI)		
7 Did the hospital facility address all of the needs identified in its most recently conducted Needs Assessment? If "No," explain in Part VI which needs it has not addressed together with the reasons why it has not addressed such needs	7	
Financial Assistance Policy		
Did the hospital facility have in place during the tax year a written financial assistance policy that		
8 Explains eligibility criteria for financial assistance, and whether such assistance includes free or discounted care?	8	Yes
9 Used federal poverty guidelines (FPG) to determine eligibility for providing free care? If "Yes," indicate the FPG family income limit for eligibility for free care <u>200 00000000000000</u> % If "No," explain in Part VI the criteria the hospital facility used	9	Yes

Part V

Facility Information (continued)

		Yes	No	
10	Used FPG to determine eligibility for providing discounted care? If "Yes," indicate the FPG family income limit for eligibility for discounted care <u>200 000000000000%</u> If "No," explain in Part VI the criteria the hospital facility used	10	Yes	
11	Explained the basis for calculating amounts charged to patients? If "Yes," indicate the factors used in determining such amounts (check all that apply) a <input checked="" type="checkbox"/> Income level b <input type="checkbox"/> Asset level c <input type="checkbox"/> Medical indigency d <input checked="" type="checkbox"/> Insurance status e <input checked="" type="checkbox"/> Uninsured discount f <input checked="" type="checkbox"/> Medicaid/Medicare g <input type="checkbox"/> State regulation h <input type="checkbox"/> Other (describe in Part VI)	11	Yes	
12	Explained the method for applying for financial assistance?	12	Yes	
13	Included measures to publicize the policy within the community served by the hospital facility? If "Yes," indicate how the hospital facility publicized the policy (check all that apply) a <input checked="" type="checkbox"/> The policy was posted at all times on the hospital facility's web site b <input type="checkbox"/> The policy was attached to all billing invoices c <input type="checkbox"/> The policy was posted in the hospital facility's emergency rooms or waiting rooms d <input checked="" type="checkbox"/> The policy was posted in the hospital facility's admissions offices e <input checked="" type="checkbox"/> The policy was provided, in writing, to patients upon admission to the hospital facility f <input checked="" type="checkbox"/> The policy was available upon request g <input type="checkbox"/> Other (describe in Part VI)	13	Yes	

Billing and Collections

14	Did the hospital facility have in place during the tax year a separate billing and collections policy, or a written financial assistance policy (FAP) that explained actions the hospital facility may take upon non-payment?	14	Yes	
15	Check all of the following collection actions against an individual that were permitted under the hospital facility's policies during the tax year before making reasonable efforts to determine the patient's eligibility under the facility's FAP a <input checked="" type="checkbox"/> Reporting to credit agency b <input type="checkbox"/> Lawsuits c <input type="checkbox"/> Liens on residences d <input type="checkbox"/> Body attachments or arrests e <input type="checkbox"/> Other similar actions (describe in Part VI)			
16	Did the hospital facility or an authorized third party perform any of the following actions during the tax year before making reasonable efforts to determine the patient's eligibility under the facility's FAP? If "Yes," check all actions in which the hospital facility or a third party engaged a <input type="checkbox"/> Reporting to credit agency b <input type="checkbox"/> Lawsuits c <input type="checkbox"/> Liens on residences d <input type="checkbox"/> Body attachments e <input type="checkbox"/> Other similar actions (describe in Part VI)	16		No
17	Indicate which efforts the hospital facility made before initiating any of the actions checked in question 16 (check all that apply) a <input type="checkbox"/> Notified patients of the financial assistance policy upon admission b <input type="checkbox"/> Notified patients of the financial assistance policy prior to discharge c <input type="checkbox"/> Notified patients of the financial assistance policy in communications with the patients regarding the patients' bills d <input type="checkbox"/> Documented its determination of whether patients were eligible for financial assistance under the hospital facility's financial assistance policy e <input type="checkbox"/> Other (describe in Part VI)			

Part V

Facility Information (continued)

Policy Relating to Emergency Medical Care

	Yes	No
18 Did the hospital facility have in place during the tax year a written policy relating to emergency medical care that requires the hospital facility to provide, without discrimination, care for emergency medical conditions to individuals regardless of their eligibility under the hospital facility's financial assistance policy? If "No," indicate why	18	No
a <input checked="" type="checkbox"/> The hospital facility did not provide care for any emergency medical conditions		
b <input type="checkbox"/> The hospital facility's policy was not in writing		
c <input type="checkbox"/> The hospital facility limited who was eligible to receive care for emergency medical conditions (describe in Part VI)		
d <input type="checkbox"/> Other (describe in Part VI)		

Individuals Eligible for Financial Assistance

19 Indicate how the hospital facility determined, during the tax year, the maximum amounts that can be charged to FAP-eligible individuals for emergency or other medically necessary care		
a <input type="checkbox"/> The hospital facility used its lowest negotiated commercial insurance rate when calculating the maximum amounts that can be charged		
b <input type="checkbox"/> The hospital facility used the average of it's three lowest negotiated commercial insurance rates when calculating the maximum amounts that can be charged		
c <input type="checkbox"/> The hospital facility used the Medicare rates when calculating the maximum amounts that can be charged		
d <input type="checkbox"/> Other (describe in Part VI)		
20 Did the hospital facility charge any of its patients who were eligible for assistance under the hospital facility's financial assistance policy, and to whom the hospital facility provided emergency or other medically necessary services, more than the amounts generally billed to individuals who had insurance covering such care? If "Yes," explain in Part VI	20	No
21 Did the hospital facility charge any of its FAP-eligible patients an amount equal to the gross charge for services provided to that patient? If "Yes," explain in Part VI	21	No

Part V

Facility Information (continued)

Section C. Other Facilities That Are Not Licensed, Registered, or Similarly Recognized as a Hospital Facility

(list in order of size from largest to smallest)

How many non-hospital facilities did the organization operate during the tax year? _____

Name and address		Type of Facility (Describe)
1		
2		
3		
4		
5		
6		
7		
8		
9		
10		

Part VI Supplemental Information

Complete this part to provide the following information

- 1
- Required descriptions.** Provide the descriptions required for Part I, lines 3c, 6a, and 7, Part II, Part III, lines 4, 8, and 9b, and Part V, Section B, lines 1j, 3, 4, 5c, 6l, 7, 9, 10, 11h, 13g, 15e, 16e, 17e, 18d, 19d, 20, and 21
- 2
- Community health needs assessment.** Describe how the organization assesses the health care needs of the communities it serves, in addition to any community health needs assessments reported in Part V, Section B
- 3
- Patient education of eligibility for assistance.** Describe how the organization informs and educates patients and persons who may be billed for patient care about their eligibility for assistance under federal, state, or local government programs or under the organization's financial assistance policy
- 4
- Community information.** Describe the community the organization serves, taking into account the geographic area and demographic constituents it serves
- 5
- Promotion of community health.** Provide any other information important to describing how the organization's hospital facilities or other health care facilities further its exempt purpose by promoting the health of the community (e g , open medical staff, community board, use of surplus funds, etc)
- 6
- Affiliated health care system.** If the organization is part of an affiliated health care system, describe the respective roles of the organization and its affiliates in promoting the health of the communities served
- 7
- State filing of community benefit report.** If applicable, identify all states with which the organization, or a related organization, files a community benefit report

Identifier	ReturnReference	Explanation
		PART I, LINE 7 THE MAJORITY OF THE NET COMMUNITY BENEFIT EXPENSES AND UNREIMBURSED MEDICAID WERE CALCULATED USING OUR INTERNAL COST ACCOUNTING SYSTEM, WHICH ADDRESSES ALL PATIENT SEGMENTS CHARITY CARE WAS CALCULATED USING A COST-TO-CHARGE RATIO ALL OTHER AMOUNTS ARE CALCULATED AS DIRECT EXPENSE AND REVENUE AS RECORDED ON THE GENERAL LEDGER

Identifier	ReturnReference	Explanation
		PART I, L7 COL(F) COMMUNITY BENEFIT PERCENTAGE IS NET COMMUNITY BENEFIT EXPENSE DIVIDED BY TOTAL EXPENSE LESS PROVISION FOR DOUBTFUL COLLECTIONS

Identifier	ReturnReference	Explanation
		<p>PART II ALLIED REHAB HOSPITAL AND THE JOHN HEINZ REHAB HOSPITAL HAVE A LONG-STANDING TRADITION OF CONTRIBUTING TO HEALTHIER COMMUNITIES BY INITIATING PROGRAMS SUCH AS A PROFESSIONAL SPEAKERS' BUREAU, HEALTH EDUCATION THROUGH SEMINARS AND PUBLIC INFORMATION SESSIONS, AND OFFERING OUR CLINICAL EXPERTISE IN REHABILITATION MEDICINE FOR THE GREATER BENEFIT OF THE COMMUNITY SOME EXAMPLES OF ALLIED REHAB AND JOHN HEINZ REHAB HOSPITAL FOR COMMUNITY BUILDING ACTIVITIES - USE OF FACILITY SPACE AND/OR PRINT SERVICES BY ORGANIZATIONS SUCH AS AMERICAN HEART ASSOCIATION, AMERICAN CANCER SOCIETY, PARENTS LOVING CHILDREN THROUGH AUTISM, AUTISM COALITION, ALS SUPPORT GROUP, FAMILY SERVICE ASSOCIATION, BLIND ASSOCIATION, EPILEPSY SUPPORT GROUP, DIABETES EDUCATION CLASSES, PULMONARY SUPPORT GROUP, SUSAN G KOMEN BREAST CANCER FOUNDATION ETC - COMMUNITY PRESENTATIONS TO SERVICE ORGANIZATIONS, SCHOOL STUDENTS, SENIOR CITIZENS RANGED FROM OSTEOPOROSIS AWARENESS, STROKE PREVENTION, LEARNING DISABILITIES, LYMPHEDEMA, BRAIN INJURY AND SPINAL CORD PREVENTION RECENTLY, ONE "COMMUNITY-BUILDING" EXAMPLE WAS DEVELOPMENT AND PROMOTION OF A SAFETY EVACUATION PLAN FOR HOMEBOUND, DISABLED RESIDENTS IN OUR REGION THE EVAC STICKER WAS DEVELOPED BY OUR CLINICAL TEAM AT ALLIED REHAB HOSPITAL, AND SHARED THROUGH REGIONAL MEDIA OUTLETS AS WELL AS THROUGH FIRE COMPANIES AND SAFETY ORGANIZATIONS ACROSS THE REGION THE SOLE PURPOSE WAS TO IDENTIFY RESIDENCIES WITH DISABLED INDIVIDUALS TO PROVIDE QUICKER RESPONSE IN AN EFFORT FOR EVACUATION DURING A FIRE OR EMERGENCY PEDIATRIC SERVICES PROVIDED THROUGH EACH REHAB HOSPITAL INCLUDES A SIGNIFICANT PERCENTAGE OF CHARITY CARE FOR THE UNDERINSURED THE REHAB HOSPITALS ALSO HAVE CREATED AND SUPPORTED DEVELOPMENTAL PROGRAMS THROUGHOUT THE YEAR FOR CHILDREN WITH A VARIETY OF DISABILITIES, ESPECIALLY AUTISTIC CHILDREN AND CHILDREN WITH DYSLEXIA THE DEPAUL SCHOOL FOR CHILDREN WITH LEARNING DISABILITIES IS AN EXAMPLE OF A NECESSARY EDUCATION-BASED PROGRAM, WHICH ALLIED REHAB HOSPITAL HAS UNDERWRITTEN THE EXTRAORDINARY ANNUAL COST SINCE 1991 THIS PRIMARY SCHOOL HELPS NEARLY 50 LOCAL CHILDREN WITH DYSLEXIA WHO COULD NOT EXCEL IN OTHER PUBLIC OR OTHER PRIVATE SCHOOL ENVIRONMENTS THE ANNUAL SHORTFALL OF THIS COMMUNITY SERVICE IS ESTIMATED AT APPROXIMATELY \$200,000</p>

Identifier	ReturnReference	Explanation
		PART III, LINE 4 ACCOUNTS RECEIVABLE ARE REPORTED AT NET REALIZABLE VALUE ACCOUNTS ARE WRITTEN OFF WHEN THEY ARE DETERMINED TO BE UNCOLLECTABLE BASED ON MANAGEMENT'S ASSESSMENT OF INDIVIDUAL ACCOUNTS THE ALLOWANCE FOR DOUBTFUL COLLECTIONS IS ESTIMATED BASED UPON A PERIODIC REVIEW OF THE A/R AGING, PAYOR CLASSIFICATIONS AND APPLICATION OF HISTORICAL WRITE-OFF PERCENTAGES

Identifier	ReturnReference	Explanation
		PART III, LINE 9B PATIENTS WHO ARE KNOWN TO QUALITY FOR FINANCIAL ASSISTANCE ARE NOT PURSUED FOR COLLECTIONS THE IDENTIFICATION OF THOSE PATIENTS THAT QUALIFY FOR FINANCIAL ASSISTANCE IS PERFORMED DURING THE ADMISSION PROCESS OF THE PATIENT TO THE HOSPITAL IN SOME INSTANCES, FINANCIAL CIRCUMSTANCES OF A PATIENT MAY CHANGE WHICH MAY RESULT IN THEM BECOMING ELIGIBLE FOR FINANCIAL ASSISTANCE SUBSEQUENT TO ADMISSION OR DISCHARGE FROM THE FACILITY IN THESE INSTANCES, UPON APPROVAL OF FINANCIAL ASSISTANCE, THEY WOULD NO LONGER BE SUBJECT TO THE ORGANIZATION'S COLLECTION POLICY

Identifier	ReturnReference	Explanation
JOHN HEINZ INSTITUTE OF REHABILITATION		PART V, SECTION B, LINE 19D SLIDING SCALE BASED ON POVERTY INCOME GUIDELINES

Identifier	ReturnReference	Explanation
		PART VI, LINE 2 THE HOSPITALS' PERIODIC ASSESSMENT OF REGIONAL COMMUNITY NEEDS REFLECTS BOTH INTERNAL INFORMATION AND EXTERNAL DATA SOURCES FOR EXAMPLE, HOSPITAL EXECUTIVES AND MANAGER TEAMS EVALUATE GIFT AND SPONSORSHIP REQUESTS FROM LOCAL CHARITIES WHOSE SERVICES INCLUDE HEALTH EDUCATION, PREVENTION OR TREATMENT OF HEART DISEASE, CANCER AND OTHER ILLNESSES AND DISABILITIES THAT TOUCH UPON ALLIED'S MISSION IN ADDITION, WE REGULARLY REVIEW THE LOCAL HEALTH STATISTICS AND TRENDS REPORTED BY THE PENNSYLVANIA DEPARTMENT OF HEALTH, DEPARTMENT OF PUBLIC WELFARE, DEPARTMENTS OF AGING & LONG-TERM LIVING AND PENNSYLVANIA HEALTH CARE COST CONTAINMENT COUNCIL, PENNSYLVANIA HEALTH CARE ASSOCIATION, AND U S DEPARTMENT OF HEALTH & HUMAN SERVICES' HEALTHY PEOPLE 2010 PROGRAM ALLIED ALSO PARTICIPATED AS AN INSTITUTIONAL SPONSOR OF THE HEALTHY NORTHEAST PENNSYLVANIA INITIATIVE'S 2009-2010 COMMUNITY HEALTH NEEDS ASSESSMENT (PUBLISHED MARCH 8, 2010), AND AS A COLLABORATOR IN THE LACKAWANNA-LUZERNE CONSOLIDATED TRANSPORTATION PARA-TRANSIT STUDY (2009)

Identifier	ReturnReference	Explanation
		PART VI, LINE 3 UPON REGISTRATION OR ADMISSION, PATIENTS WHO MAY HAVE A SELF PAY BALANCE ARE ADVISED ABOUT ALLIED'S FINANCIAL ASSISTANCE PROGRAM AS AN OPTION THE APPLICATION PROCESS TO QUALIFY, ALONG WITH ALL OF THE REQUIREMENTS NECESSARY TO APPLY ARE EXPLAINED APPLICATIONS ARE HANDED TO THESE PATIENTS IN PERSON OR THEY ARE ADVISED THAT THE APPLICATION MAY BE DOWNLOADED VIA ALLIED'S WEBSITE ADDITIONALLY, WHEN PATIENTS ARE CONTACTED ABOUT NON PAYMENT OF THEIR SELF PAY BY THE PATIENT FINANCE DEPARTMENT, THEY ARE AGAIN ADVISED OF THE AVAILABILITY OF THE FINANCIAL ASSISTANCE PROGRAM AS A VIABLE OPTION AND ENCOURAGED TO APPLY IF THEY ARE UNABLE TO AFFORD THEIR MEDICAL BILL INTREPRETER SERVICES ARE MADE AVAILABLE TO NON ENGLISH SPEAKING PATIENTS VIA TELEPHONE OR IN PERSON

Identifier	ReturnReference	Explanation
		PART VI, LINE 4 OVER 80% OF OUR PATIENTS RESIDE IN LUZERNE OR LACKAWANNA COUNTIES IN 2009, THESE TWO COUNTIES HAD A COMBINED POPULATION OF 514,982 PERSONS RESIDING IN 213,941 HOUSEHOLDS ACCORDING TO THE LATEST CENSUS, ROUGHLY 94% OF AREA RESIDENTS SELF-IDENTIFIED AS CAUCASIAN/WHITE, 3% AS BLACK, 1% AS ASIAN, AND 2% "OTHER" RACES THE REGIONAL POPULATION IS SIGNIFICANTLY OLDER THAN THAT OF PENNSYLVANIA 18.7% WAS AGE 65 OR OLDER, COMPARED TO 15.2% FOR THE STATE AS A WHOLE MEDIAN HOUSEHOLD INCOME IN OUR REGION IS COMPARATIVELY LOW, AT \$41,594 FOR LACKAWANNA COUNTY AND \$44,401 FOR LUZERNE COUNTY, COMPARED TO \$47,913 FOR PENNSYLVANIA AND \$50,007 FOR THE NATION AS A WHOLE (2009) LOCAL EDUCATIONAL ATTAINMENT IS ALSO A SIGNIFICANT CONCERN ONLY 18% OF LOCAL RESIDENTS HAVE EARNED A BACHELOR'S DEGREE OR HIGHER, COMPARED TO 26% FOR THE STATE

Identifier	ReturnReference	Explanation
		<p>PART VI, LINE 5 ALLIED SERVICES WAS FOUNDED OVER 50 YEARS AGO WHEN A GROUP OF SCRANTON AREA CHARITIES BEGAN COLLABORATING TO CREATE NEW OPPORTUNITIES AND BETTER SERVICES FOR NORTHEASTERN PENNSYLVANIANS WITH DISABILITIES TODAY, WITH OVER 2900 EMPLOYEES AND 300 VOLUNTEERS, ALLIED IS THE REGION'S LEADING PROVIDER OF HEALTH CARE AND HUMAN SERVICES TO PERSONS WITH DISABILITIES AND CHRONIC ILLNESSES ALLIED IS A CONTINUUM OF POST-ACUTE AND COMMUNITY-BASED PROGRAMS UNITED BY A COMMON AIM TO IMPROVE THE HEALTH, INDEPENDENCE AND LIFE QUALITY OF OUR CONSUMERS OUR PROGRAMS INCLUDE INPATIENT AND OUTPATIENT MEDICAL REHABILITATION, SKILLED NURSING CARE, HOME HEALTH CARE AND IN-HOME SERVICES, VOCATIONAL REHABILITATION, RESIDENTIAL PROGRAMS FOR ADULTS WITH DEVELOPMENTAL OR BEHAVIORAL DISABILITIES AND SENIOR ASSISTED LIVING EACH DAY, THESE SERVICES TOUCH THE LIVES OF SOME 5,000 PERSONS MEDICAL REHABILITATION HOSPITALS IN SCRANTON AND WILKES-BARRE ARE THE CORE AND MOST WIDELY RECOGNIZED COMPONENT OF THE ALLIED SYSTEM COMPLEMENTED BY A NETWORK OF 15 OUTPATIENT CLINICS IN A FIVE-COUNTY AREA, OUR HOSPITALS PROVIDE COMPREHENSIVE REHABILITATION SERVICES FOR SPINAL CORD AND NEUROLOGICAL INJURIES/DISEASE, STROKE, TRAUMATIC BRAIN INJURY, AND OTHER LIFE-CHANGING ILLNESSES AND INJURIES BEYOND PROVIDING DIRECT CARE AND SUPPORT SERVICES TO ADULTS AND CHILDREN, ALLIED'S RESOURCES (CLINICIANS, FACILITIES, EXPERTISE, MANAGEMENT) SERVE THE LARGER REGION THROUGH THE FOLLOWING -THE EDUCATION AND TRAINING OF HEALTH PROFESSIONALS---THROUGH SYMPOSIA, INTERNSHIP AND EDUCATIONAL OPPORTUNITIES OFFERED TO PHYSICIANS, PHARMACISTS, NURSES AND OTHER HEALTH RELATED CAREERS -ORGANIZED PEER SUPPORT AND HEALTH EDUCATION FOR PERSONS AFFECTED BY TRAUMATIC BRAIN INJURY, SPINAL CORD INJURY, PEDIATRIC DISABILITIES, PARKINSON'S DISEASE AND OTHER CONDITIONS -ACCREDITED, IN-SCHOOL INJURY PREVENTION PROGRAMS FOR SCHOOL CHILDREN, TEACHERS AND COACHES-AFFORDABLE WELLNESS/EXERCISE PROGRAMS AND FACILITIES FOR PERSONS WITH DISABILITIES, CHRONIC ILLNESS, LIMITED MOBILITY-EXTRA-MURAL SOCIAL AND RECREATIONAL PROGRAMS FOR KIDS WITH AUTISM SPECTRUM DISORDER AND FOR THEIR FAMILIES - LEADERSHIP, VOLUNTEER SERVICE AND IN-KIND SUPPORT FOR LOCAL HEALTH CARE CHARITIES---E G , AMERICAN CANCER SOCIETY, NORTHEAST REGIONAL CANCER INSTITUTE, AMERICAN HEART ASSOCIATION, ALZHEIMER'S ASSOCIATION, LEUKEMIA & LYMPHOMA SOCIETY, ETC -THE DEPAUL SCHOOL, AN ACCREDITED, YEAR-ROUND EDUCATIONAL PROGRAM FOR UP TO 50 CHILDREN WITH DYSLLEXIA AND OTHER LEARNING DISABILITIES-OPENING OUR FACILITIES---E G , MEETING AND DINING FACILITIES, GROUNDS, AND PEDIATRIC GYMS--TO AREA NONPROFIT AND VOLUNTEER GROUPS THAT SERVE OUR COMMUNITY THE NEIGHBORS, BUSINESSES AND GRANT-MAKERS THAT SUPPORT ALLIED ARE CRUCIAL TO ITS SUCCESS THEIR GENEROSITY ALLOWS US TO PROVIDE CARE TO THE UNINSURED AND UNDER-INSURED, TO CORRECT DEFICIENCIES AND FILL GAPS IN THE REGION'S HEALTH AND HUMAN SERVICE SYSTEMS, TO ENSURE CONTINUITY OF CARE WHEN PROGRAM FUNDING (E G , FROM PUBLIC GRANTS OR THIRD-PARTY PAYERS) IS INTERRUPTED, TO OFFER PATIENTS THE LATEST, MOST EFFECTIVE MEDICAL AND REHABILITATION TECHNOLOGIES</p>

Identifier	ReturnReference	Explanation
		<p>PART VI, LINE 6 WITHOUT EXCEPTION, OUR AFFILIATE ORGANIZATIONS/PROGRAMS EACH PLAY UNIQUE AND CRITICAL FUNCTIONS IN OUR REGION'S CONTINUUM OF CARE FOR PERSONS WITH DISABILITIES AND THE AGED THESE INCLUDE ALLIED SKILLED NURSING & REHABILITATION CENTER, SCRANTON NOW IN ITS 31ST YEAR, THE CENTER IS HOME TO SOME 376 PERSONS WHOSE CHRONIC ILLNESS AND/OR SEVERE DISABILITIES DEMAND ROUND-THE-CLOCK, SKILLED CARE THE CENTER IS RECOGNIZED FOR ITS SERVICES TO MEDICALLY-COMPLEX, TECHNOLOGY-DEPENDENT PATIENTS, INCLUDING THOSE WHO NEED RESPIRATORS, HEMODIALYSIS OR SPECIALIZED PROGRAMS FOR DEMENTIA ABOUT 70% TO 80% OF SNRC RESIDENTS ARE ECONOMICALLY DISADVANTAGED (MEDICAID-ELIGIBLE) A FAR HIGHER PERCENTAGE THAN MOST LONG-TERM CARE ORGANIZATIONS IN THE REGION AND STATE THESE ATTRIBUTES MAKE THE CENTER AN ESSENTIAL HEALTH CARE RESOURCE FOR A GROWING POPULATION OF SENIORS IN NORTHEASTERN AND CENTRAL PENNSYLVANIA, AS WELL AS THEIR PHYSICIANS, CAREGIVERS AND FAMILIES ALLIED SERVICES FOUNDATION HAS TRANSFERRED APPROXIMATELY \$20,000,000 OF CASH THAT WAS FUNDED BY ALLIED'S 2 REHABILITATION HOSPITALS TO THE SKILLED NURSING CENTER THE TRANSFER WAS NECESSARY DUE TO A LACK OF FUNDING TO ALLIED'S SKILLED NURSING CENTER BY THE MEDICAL ASSISTANCE PROGRAM OVER THE PAST SEVERAL YEARS ALLIED TERRACE THE TERRACE IS A MODERN, WELL-APPOINTED, FULL SERVICE ASSISTED LIVING FACILITY FOR SENIORS WHO ARE ABLE TO LIVE INDEPENDENTLY IF PROVIDED WITH HELP FOR MEALS, HOUSEKEEPING, LAUNDRY AND PERSONAL CARE CONSISTENT WITH NATIONAL AND REGIONAL TRENDS, THE TERRACE IS SERVING THE FAST-GROWING COMMUNITY OF SENIORS WHO ARE SUCCESSFULLY "AGING IN PLACE", THANKS TO INTENSIVE, HIGH-QUALITY SUPPORT SERVICES---E G , MEDICATION MANAGEMENT, IN-HOME HEALTH AND PERSONAL CARE--- TO ENSURE THEIR CONTINUED HEALTH AND SAFETY IN THIS WAY, ALLIED TERRACE IS EXTENDING AND ENRICHING THE LIVES OF ITS 60 RESIDENTS, WHILE REDUCING THEIR RISK (AND POTENTIAL COSTS) OF INJURY, DEBILITATION, ACUTE ILLNESS, HOSPITALIZATION OR INSTITUTIONALIZATION ALLIED CONTINUING CARE RETIREMENT COMMUNITY ALLIED CCRC WAS FORMED IN 2006 FOR THE PURPOSES OF PROVIDING INDEPENDENT LIVING SERVICES IN SPACE LEASED FROM ALLIED TERRACE, SENIORS WHO ARE CAPABLE OF INDEPENDENTLY MANAGING ACTIVITIES OF DAILY LIVING---MEAL PREPARATION, LIGHT HOUSEKEEPING, SELF-CARE, ETC ---OCCUPY THESE UNITS, WHILE ENJOYING FULL ACCESS TO THE TERRACE'S SOCIAL AND RECREATIONAL OPPORTUNITIES TWO INDIVIDUALS OCCUPIED CCRC UNITS DURING THIS PERIOD VOCATIONAL SERVICES FOR OVER 50 YEARS, ALLIED'S VOCATIONAL SERVICES PROGRAMS HAVE PROVIDED TRAINING AND GAINFUL EMPLOYMENT TO TEENS AND ADULTS WITH PHYSICAL, INTELLECTUAL AND DEVELOPMENTAL DISABILITIES EACH YEAR, OVER 500 PARTICIPANTS ARE INVOLVED IN PROJECTS THAT ENHANCE THEIR SKILLS, EMPLOYABILITY AND SELF-RELIANCE WHILE OUR VOCATIONAL PROGRAMS DRAW UPON STATE AND FEDERAL TRAINING DOLLARS, THE JOBS THEMSELVES DEPEND UPON A CONTINUAL SUPPLY OF WORK FROM BUSINESS AND INDUSTRY PARTNERS, FOR SERVICES SUCH AS PACKAGING, LIGHT ASSEMBLY, SORTING, SCANNING, MAILING, CLEANING AND LANDSCAPING ONGOING COMMUNITY FUNDRAISING ENSURES THAT ALLIED MAINTAINS THE SKILLED STAFF, SPECIALIZED EQUIPMENT AND FACILITIES TO KEEP THIS DIVERSE "ENTERPRISE" PRODUCTIVE AND GROWING THE RESULT TRAINING, JOB, EDUCATIONAL AND SOCIAL OPPORTUNITIES FOR DISABLED INDIVIDUALS WHO MIGHT OTHERWISE BE ISOLATED AND IDLE AT HOME DEVELOPMENTAL SERVICES FOR ADULTS WHO HAVE BOTH INTELLECTUAL AND PHYSICAL DISABILITIES/ILLNESSES, ALLIED'S INTERMEDIATE CARE FACILITY IS A COMFORTABLE, SAFE RESIDENTIAL ENVIRONMENT WHERE SKILLED NURSING AND PERSONAL SUPERVISION ARE AVAILABLE "24-7" RESIDENTS RECEIVE MEALS, PERSONAL CARE (DRESSING, BATHING, GROOMING, ETC), MEDICAL AND MEDICATION MANAGEMENT, SOCIAL AND RECREATIONAL PROGRAMS IN A HOME-LIKE SETTING FOR CONSUMERS WHO ARE ABLE TO LIVE MORE INDEPENDENTLY, ALLIED OFFERS A RANGE OF COMMUNITY LIVING OPTIONS IN SMALL GROUP HOMES THROUGHOUT THE REGION IN ALL PROGRAM SETTINGS, HOWEVER, OUR DEVELOPMENTAL PROGRAMS HAVE MET A GROWING REGIONAL DEMAND FOR RESIDENTIAL CARE FOR OLDER ADULTS WHOSE INTELLECTUAL AND COMPLEX PHYSICAL DISABILITIES/MEDICAL CONDITIONS DEMAND MORE INTENSIVE, SPECIALIZED LEVELS OF CARE AT THE URGING OF LOCAL AND REGIONAL AUTHORITIES, ALLIED HAS ASSUMED THIS ROLE WITH A LONG AND SUCCESSFUL TRACK RECORD IN MEDICAL REHABILITATION, LONG-TERM CARE, SKILLED NURSING AND PROGRAM MANAGEMENT, ALLIED IS UNIQUELY QUALIFIED TO MEET THE DEMAND BEHAVIORAL SERVICES SIMILARLY, OUR BEHAVIORAL SERVICES HAVE EXPANDED BOTH GEOGRAPHICALLY AND PROGRAMMATICALLY IN RECENT YEARS, PROVIDING SPECIALIZED RESIDENTIAL AND COMMUNITY-BASED SERVICES TO THE CHRONICALLY MENTALLY ILL STAFF MEMBERS WORK WITH CONSUMERS AS THEY RE-CONNECT WITH JOBS, FAMILIES, PEER AND COMMUNITY RESOURCES AS THEY PURSUE SOBRIETY, PHYSICAL AND MENTAL HEALTH, AND INDEPENDENT LIVING THROUGH AN INTENSIVE PROGRAM OF COUNSELING AND BEHAVIORAL SUPPORTS, THE PROGRAM ATTACKS LONGSTANDING PATTERNS OF MENTAL HEALTHC</p>

Identifier	ReturnReference	Explanation
		<p>RISES, HOSPITALIZATION AND/OR INSTITUTIONALIZATION (AND RELATED "COSTS" TO INDIVIDUALS AND COMMUNITIES) ALLIED PROJECT OPPORTUNITY LOCATED IN JERMYN, (LACKAWANNA COUNTY) PA , THE SIX UNITS OF HOUSING ARE MANAGED BY ALLIED'S BEHAVIORAL HEALTH DIVISION INDIVIDUALS WHO A RE RECOVERING FROM CHRONIC MENTAL HEALTH PROBLEMS FIND SAFE, PLEASANT, AFFORDABLE ACCOMMOD ATIONS AT PROJECT OPPORTUNITY, SUBSIDIZED BY THE HUD SECTION 8 PROGRAM DURING THE PERIOD, 15 INDIVIDUALS WERE SERVED HERE HOME HEALTH & IN-HOME SERVICES THESE PROGRAMS PROVIDE E SSENTIAL MEDICAL AND SUPPORT SERVICES TO PERSONS WITH DISABILITIES THROUGHOUT A 22-COUNTY AREA OF NORTHEASTERN/CENTRAL PENNSYLVANIA REGISTERED NURSES, PHYSICAL AND OCCUPATIONAL TH ERAPISTS, PERSONAL CARE AND HOME CARE WORKERS HELP KEEP THEM HEALTHY AND SAFE AT HOME ACT IVITIES RANGE FROM MAKING MEALS OR DOING HOUSEHOLD CHORES, OR MONITORING THE PATIENT'S PHY SICAL AND MENTAL HEALTH, TO ADDRESSING MEDICAL OR POST-SURGICAL NEEDS SUCH AS WOUND DRESSI NG, MEDICATION MANAGEMENT, ETC THE HEALTH EDUCATION, MEDICAL SUPPORT, PRACTICAL ASSISTANC E AND CASE MANAGEMENT PROVIDED BY IN-HOME AND HOME HEALTH PROFESSIONALS ARE ESSENTIAL TO T HE HEALTH, LIFE QUALITY AND INDEPENDENCE OF THEIR CONSUMERS ABSENT SUCH PROGRAMS, EXTENDE D HOSPITALIZATIONS, RE-HOSPITALIZATION AND/OR INSTITUTIONALIZATION WOULD BE UNAVOIDABLE AL LIED SERVICES FOUNDATION THE FOUNDATION IS THE COMMUNITY RELATIONS AND FUNDRAISING ARM OF ALLIED SERVICES THE FOUNDATION'S FUNDRAISING APPEALS, SPONSORSHIP AND GRANT SOLICITATION S GENERATE SUPPORT FOR ALLIED'S PEDIATRIC PROGRAMS, DEPAUL SCHOOL, VOCATIONAL PROGRAMS AND OTHER COMMUNITY SERVICES THIS DEPARTMENT ALSO COORDINATES THE COMMUNITY VOLUNTEERS AND E MPLOYEE VOLUNTEERS WHO HELP TO RAISE FUNDS AND PROVIDE IN-KIND, NON-MEDICAL SERVICES TO OUR RESIDENTS, PATIENTS AND CONSUMERS PUBLIC RELATIONS, OUTREACH, INTERNAL COMMUNICATIONS, CHARITABLE FUND COMPLIANCE AND ACCOUNTABILITY ARE ALSO AMONG THE FOUNDATION'S DUTIES</p>

Identifier	ReturnReference	Explanation
REPORTS FILED WITH STATES	PART VI, LINE 7	PA

Schedule J
(Form 990)

Compensation Information

OMB No 1545-0047

2011

Open to Public Inspection

For certain Officers, Directors, Trustees, Key Employees, and Highest Compensated Employees

▶ Complete if the organization answered "Yes" to Form 990, Part IV, question 23.

▶ Attach to Form 990. ▶ See separate instructions.

Name of the organization

JOHN HEINZ INSTITUTE OF REHABILITATION MEDICINE

Employer identification number

23-2262852

Part I

Questions Regarding Compensation

		Yes	No
1a	Check the appropriate box(es) if the organization provided any of the following to or for a person listed in Form 990, Part VII, Section A, line 1a Complete Part III to provide any relevant information regarding these items		
	<div><div><input type="checkbox"/> First-class or charter travel</div><div><input type="checkbox"/> Housing allowance or residence for personal use</div></div> <div><div><input type="checkbox"/> Travel for companions</div><div><input type="checkbox"/> Payments for business use of personal residence</div></div> <div><div><input type="checkbox"/> Tax idemnification and gross-up payments</div><div><input type="checkbox"/> Health or social club dues or initiation fees</div></div> <div><div><input type="checkbox"/> Discretionary spending account</div><div><input type="checkbox"/> Personal services (e g , maid, chauffeur, chef)</div></div>		
b	If any of the boxes in line 1a are checked, did the organization follow a written policy regarding payment or reimbursement or provision of all the expenses described above? If "No," complete Part III to explain	1b	
2	Did the organization require substantiation prior to reimbursing or allowing expenses incurred by all officers, directors, trustees, and the CEO/Executive Director, regarding the items checked in line 1a?	2	
3	Indicate which, if any, of the following the organization uses to establish the compensation of the organization's CEO/Executive Director Check all that apply		
	<div><div><input checked="" type="checkbox"/> Compensation committee</div><div><input checked="" type="checkbox"/> Written employment contract</div></div> <div><div><input checked="" type="checkbox"/> Independent compensation consultant</div><div><input checked="" type="checkbox"/> Compensation survey or study</div></div> <div><div><input type="checkbox"/> Form 990 of other organizations</div><div><input checked="" type="checkbox"/> Approval by the board or compensation committee</div></div>		
4	During the year, did any person listed in Form 990, Part VII, Section A, line 1a with respect to the filing organization or a related organization		
a	Receive a severance payment or change-of-control payment?	4a	No
b	Participate in, or receive payment from, a supplemental nonqualified retirement plan?	4b	No
c	Participate in, or receive payment from, an equity-based compensation arrangement?	4c	No
	If "Yes" to any of lines 4a-c, list the persons and provide the applicable amounts for each item in Part III		
	Only 501(c)(3) and 501(c)(4) organizations only must complete lines 5-9.		
5	For persons listed in form 990, Part VII, Section A, line 1a, did the organization pay or accrue any compensation contingent on the revenues of		
a	The organization?	5a	No
b	Any related organization?	5b	No
	If "Yes," to line 5a or 5b, describe in Part III		
6	For persons listed in form 990, Part VII, Section A, line 1a, did the organization pay or accrue any compensation contingent on the net earnings of		
a	The organization?	6a	No
b	Any related organization?	6b	No
	If "Yes," to line 6a or 6b, describe in Part III		
7	For persons listed in Form 990, Part VII, Section A, line 1a, did the organization provide any non-fixed payments not described in lines 5 and 6? If "Yes," describe in Part III	7	No
8	Were any amounts reported in Form 990, Part VII, paid or accrued pursuant to a contract that was subject to the initial contract exception described in Regs section 53 4958-4(a)(3)? If "Yes," describe in Part III	8	No
9	If "Yes" to line 8, did the organization also follow the rebuttable presumption procedure described in Regulations section 53 4958-6(c)?	9	

For each individual whose compensation must be reported in Schedule J, report compensation from the organization on row (i) and from related organizations, described in the instructions on row (ii). Do not list any individuals that are not listed on Form 990, Part VII.

[illegible]

Part III **Supplemental Information**

Complete this part to provide the information, explanation, or descriptions required for Part I, lines 1a, 1b, 4c, 5a, 5b, 6a, 6b, 7, and 8. Also complete this part for any additional information.

Identifier	Return Reference	Explanation
------------	------------------	-------------

SCHEDULE O
(Form 990 or 990-EZ)

Department of the Treasury
Internal Revenue Service

Supplemental Information to Form 990 or 990-EZ

**Complete to provide information for responses to specific questions on
Form 990 or to provide any additional information.**
▶ Attach to Form 990 or 990-EZ.

OMB No 1545-0047

2011

**Open to Public
Inspection**

Name of the organization JOHN HEINZ INSTITUTE OF REHABILITATION MEDICINE	Employer identification number 23-2262852
---	---

Identifier	Return Reference	Explanation
	FORM 990, PART VI, SECTION A, LINE 6	THE MEMBERS OF JOHN HEINZ INSTITUTE OF REHABILITATION MEDICINE (THE "HOSPITAL") SHALL BE THOSE PERSONS WHO SERVE FROM TIME TO TIME AS MEMBERS OF THE EXECUTIVE COMMITTEE OF THE BOARD OF DIRECTORS OF ALLIED SERVICES FOUNDATION (THE "FOUNDATION"), IN EACH CASE TO SERVICE IN SUCH CAPACITY AT THE DISCRETION OF THE FOUNDATION, AND SUBJECT TO REMOVAL BY THE FOUNDATION AT ANY TIME, WITH OR WITHOUT CAUSE

Identifier	Return Reference	Explanation
	FORM 990, PART VI, SECTION A, LINE 7A	AS DOCUMENTED IN THE HOSPITAL'S BY LAWS, THE MEMBERS, AT THEIR ANNUAL MEETING, SHALL ELECT THE PRESIDENT OF THE BOARD FROM AMONG THE NOMINEES FOR SUCH OFFICE SUBMITTED TO THE MEMBERS BY THE PRESIDENT OF THE FOUNDATION

Identifier	Return Reference	Explanation
	FORM 990, PART VI, SECTION B, LINE 11	THE FORM 990 WAS REVIEWED IN DETAIL BY THE CHAIRMAN OF THE BOARD AND THE CHAIRMAN OF THE AUDIT COMMITTEE PRIOR TO FILING WITH THE IRS

Identifier	Return Reference	Explanation
	FORM 990, PART VI, SECTION B, LINE 12C	ALLIED SERVICES CONFLICT OF INTEREST POLICY COVERS BOARD MEMBERS DOWN TO DEPARTMENT HEADS AS WELL AS ANY STAFF THAT ARE INVOLVED IN THE PURCHASING PROCESS ALL COVERED PERSONS MUST COMPLETE AN ANNUAL CONFLICT STATEMENT IF A TRANSACTION IS PROPOSED INVOLVING A CONFLICT, THE BOARD INVESTIGATES ALTERNATIVES FOR THE TRANSACTION AND MAKES A DETERMINATION IF A MORE ADVANTAGEOUS ARRANGEMENT CAN BE MADE MEMBERS INVOLVED IN THE CONFLICT MUST ABSTAIN FROM VOTING ON SUCH MATTERS ANY VIOLATIONS OF THE POLICY ARE HANDLED AS NECESSARY FROM REPRIMAND TO TERMINATION FROM THE BOARD OR EMPLOYMENT, DEPENDING ON THE SEVERITY OF THE OFFENSE COMPLIANCE WITH THIS POLICY IS MONITORED BY THE VICE PRESIDENT OF HUMAN RESOURCES

Identifier	Return Reference	Explanation
	FORM 990, PART VI, SECTION B, LINE 15	ALLIED PARTICIPATES IN MULTIPLE REGIONAL SALARY SURVEYS TO DETERMINE MARKET COMPETITIVENESS, AND CONSIDERS THE EXTERNAL MARKET AS A FACTOR IN THE JOB EVALUATION PROCESS. COMPENSATION FOR OFFICERS AND KEY EMPLOYEES IS REVIEWED BY A COMPENSATION COMMITTEE OF THE BOARD. INCREASES ARE RECOMMENDED BY THE COMMITTEE AND APPROVED BY THE BOARD OF DIRECTORS BASED ON THE EXTERNAL SURVEYS AND INTERNAL REVIEWS. THIS PROCESS IS DOCUMENTED BY THE COMPENSATION COMMITTEE AND THE BOARD OF DIRECTORS. FOR ALL OTHER EMPLOYEES, ALLIED SERVICES FOLLOWS AN INTERNAL JOB EVALUATION PROCESS, ADMINISTERED BY A CROSS DIVISIONAL JOB EVALUATION TEAM COMPRISED OF DIRECTORS AND ASSISTANT VICE PRESIDENTS. THE JOB EVALUATION PROCESS IS BASED ON A FOURTEEN POINT FACTOR SYSTEM AND INTERNAL ALIGNMENT WITHIN JOB CLASSIFICATION. THE PROCESS IS DOCUMENTED AND LABOR GRADE RECOMMENDATIONS BASED ON BOTH INTERNAL AND EXTERNAL RESULTS ARE MADE TO THE DIVISIONAL VICE PRESIDENT AND VICE PRESIDENT OF HUMAN RESOURCES FOR FINAL APPROVAL.

Identifier	Return Reference	Explanation
	FORM 990, PART VI, SECTION C, LINE 19	THE ORGANIZATION MAKES ITS GOVERNING DOCUMENTS, CONFLICT OF INTEREST POLICY AND FINANCIAL STATEMENTS AVAILABLE TO THE PUBLIC UPON REQUEST

Identifier	Return Reference	Explanation
	FORM 990, PART VII, COLUMN B	CERTAIN INDIVIDUALS LISTED ON 990 PART VII SPENT TIME ON RELATED ORGANIZATIONS ACTIVITIES THE FOLLOWING SUMMARIZES THOSE INDIVIDUALS AND THE ESTIMATED AVERAGE NUMBER OF HOURS SPENT ON RELATED ORGANIZATIONS ACTIVITIES THOMAS MELONE, CPA - 5 HOURS THOMAS G SPEICHER - 4 HOURS RICHARD WEINBERGER, D O - 1 HOUR MICHAEL J ARONICA, M D - 3 HOURS JACQUELINE BROZENA - 30 HOURS MICHAEL AVVISATO - 30 HOURS WILLIAM CONABOY, ESQ - 30 HOURS KENNETH KROGULSKI, CFA - 7 HOURS EDWARD LYNETT - 2 HOURS ROBERT POMENTO - 1 HOUR JOSEPH SAVITZ, ESQ - 1 HOUR SHERRY DAVIDOWITZ - 1 HOURS

Identifier	Return Reference	Explanation
CHANGES IN NET ASSETS OR FUND BALANCES	FORM 990, PART XI, LINE 5	NET UNREALIZED GAINS ON INVESTMENTS 19,715

SCHEDULE R
(Form 990)

Department of the Treasury
Internal Revenue Service

Related Organizations and Unrelated Partnerships

▶ Complete if the organization answered "Yes" to Form 990, Part IV, line 33, 34, 35, 36, or 37.
▶ Attach to Form 990. ▶ See separate instructions.

OMB No 1545-0047

2011

Open to Public Inspection

Name of the organization
JOHN HEINZ INSTITUTE OF REHABILITATION MEDICINE

Employer identification number
23-2262852

Part I

Identification of Disregarded Entities (Complete if the organization answered "Yes" on Form 990, Part IV, line 33.)

(a) Name, address, and EIN of disregarded entity	(b) Primary activity	(c) Legal domicile (state or foreign country)	(d) Total income	(e) End-of-year assets	(f) Direct controlling entity

Part II

Identification of Related Tax-Exempt Organizations (Complete if the organization answered "Yes" on Form 990, Part IV, line 34 because it had one or more related tax-exempt organizations during the tax year.)

(a) Name, address, and EIN of related organization	(b) Primary activity	(c) Legal domicile (state or foreign country)	(d) Exempt Code section	(e) Public charity status (if section 501(c)(3))	(f) Direct controlling entity	(g) Section 512(b)(13) controlled organization	
						Yes	No
See Additional Data Table							

Part III

Identification of Related Organizations Taxable as a Partnership (Complete if the organization answered "Yes" on Form 990, Part IV, line 34 because it had one or more related organizations treated as a partnership during the tax year.)

(a) Name, address, and EIN of related organization	(b) Primary activity	(c) Legal domicile (state or foreign country)	(d) Direct controlling entity	(e) Predominant income (related, unrelated, excluded from tax under sections 512- 514)	(f) Share of total income	(g) Share of end-of- year assets	(h) Disproportionate allocations?		(i) Code V—UBI amount in box 20 of Schedule K-1 (Form 1065)	(j) General or managing partner?		(k) Percentage ownership
							Yes	No		Yes	No	

Part IV

Identification of Related Organizations Taxable as a Corporation or Trust (Complete if the organization answered "Yes" on Form 990, Part IV, line 34 because it had one or more related organizations treated as a corporation or trust during the tax year.)

(a) Name, address, and EIN of related organization	(b) Primary activity	(c) Legal domicile (state or foreign country)	(d) Direct controlling entity	(e) Type of entity (C corp, S corp, or trust)	(f) Share of total income	(g) Share of end-of-year assets	(h) Percentage ownership

Part V

Transactions With Related Organizations

(Complete if the organization answered "Yes" on Form 990, Part IV, line 34, 35, 35A, or 36.)

Note. Complete line 1 if any entity is listed in Parts II, III or IV

1 During the tax year, did the organization engage in any of the following transactions with one or more related organizations listed in Parts II-IV?

a Receipt of (i) interest (ii) annuities (iii) royalties (iv) rent from a controlled entity

b Gift, grant, or capital contribution to related organization(s)

c Gift, grant, or capital contribution from related organization(s)

d Loans or loan guarantees to or for related organization(s)

e Loans or loan guarantees by related organization(s)

f Sale of assets to related organization(s)

g Purchase of assets from related organization(s)

h Exchange of assets with related organization(s)

i Lease of facilities, equipment, or other assets to related organization(s)

j Lease of facilities, equipment, or other assets from related organization(s)

k Performance of services or membership or fundraising solicitations for related organization(s)

l Performance of services or membership or fundraising solicitations by related organization(s)

m Sharing of facilities, equipment, mailing lists, or other assets with related organization(s)

n Sharing of paid employees with related organization(s)

o Reimbursement paid to related organization(s) for expenses

p Reimbursement paid by related organization(s) for expenses

q Other transfer of cash or property to related organization(s)

r Other transfer of cash or property from related organization(s)

Yes

No

1a

1b

1c

1d

1e

1f

1g

1h

1i

1j

1k

1l

1m

1n

1o

1p

1q

1r

No

No

Yes

Yes

Yes

No

No

No

No

No

No

No

No

Yes

Yes

No

No

No

2 If the answer to any of the above is "Yes," see the instructions for information on who must complete this line, including covered relationships and transaction thresholds			
(a) Name of other organization	(b) Transaction type(a-r)	(c) Amount involved	(d) Method of determining amount involved
(1)			
(2)			
(3)			
(4)			
(5)			
(6)			

Schedule R (Form 990) 2011

Provide the following information for each entity taxed as a partnership through which the organization conducted more than five percent of its activities (measured by total assets or gross revenue) that was not a related organization. See instructions regarding exclusion for certain investment partnerships.

[illegible]

Part VII

Supplemental Information

Complete this part to provide additional information for responses to questions on Schedule R (see instructions)

Identifier	Return Reference	Explanation	
------------	------------------	-------------	--

Software ID:

Software Version:

EIN: 23-2262852

Name: JOHN HEINZ INSTITUTE OF REHABILITATION MEDICINE

Form 990, Schedule R, Part II - Identification of Related Tax-Exempt Organizations

(a) Name, address, and EIN of related organization	(b) Primary Activity	(c) Legal Domicile (State or Foreign Country)	(d) Exempt Code section	(e) Public charity status (if 501(c) (3))	(f) Direct Controlling Entity	(g) Section 512 (b)(13) controlled organization	
ALLIED SERVICES CONTINUING CARE 100 TERRACE LANE SCRANTON, PA 18508 20-4472148	PROVIDE INDEPENDENT LIVING SERVICES	PA	501(C)(3)	11A	ALLIED SERVICES FOUNDATION		No
ALLIED HEALTH CARE SERVICES 100 ABINGTON EXECUTIVE PARK CLARKS SUMMIT, PA 18411 24-0860110	PROVIDE HEALTH CARE SERVICES TO ELDERLY AND MENTALLY CHALLENGED	PA	501(C)(3)	3	ALLIED SERVICES FOUNDATION		No
ALLIED SERVICES FOUNDATION 100 ABINGTON EXECUTIVE PARK CLARKS SUMMIT, PA 18411 23-2523682	INVESTED FUNDS FOR RELATED ENTITIES TO SUPPORT THEIR MISSIONS	PA	501(C)(3)	7	N/A		No
ALLIED PROJECT OPPORTUNITY 100 ABINGTON EXECUTIVE PARK CLARKS SUMMIT, PA 18411 23-2523680	PROVIDE LOW INCOME HOUSING	PA	501(C)(3)	9	ALLIED HEALTH CARE SERVICES		No
ALLIED NORTHEAST APARTMENTS 100 ABINGTON EXECUTIVE PARK CLARKS SUMMIT, PA 18411 23-2523679	PROVIDE LOW INCOME HOUSING	PA	501(C)(3)	9	ALLIED HEALTH CARE SERVICES		No
ALLIED SERVICES INSTITUTE OF REHABILITATION MEDICINE 100 ABINGTON EXECUTIVE PARK CLARKS SUMMIT, PA 18411 23-2523395	PROVIDE REHABILITATIVE SERVICES	PA	501(C)(3)	3	ALLIED SERVICES FOUNDATION		No
ALLIED SERVICES PERSONAL CARE INC 100 ABINGTON EXECUTIVE PARK CLARKS SUMMIT, PA 18411 23-2862231	OPERATE A PERSONAL CARE FACILITY	PA	501(C)(3)	3	ALLIED SERVICES FOUNDATION		No
ALLIED SERVICES SKILLED NURSING CENTER 100 ABINGTON EXECUTIVE PARK CLARKS SUMMIT, PA 18411 23-2523688	OPERATE A SKILLED AND INTERMEDIATE NURSING FACILITY	PA	501(C)(3)	3	ALLIED SERVICES FOUNDATION		No
THE BURNLEY WORKSHOP OF THE POCONOS INC 4219 MANOR DRIVE STROUDSBURG, PA 18360 23-1642528	OPERATE A VOCATIONAL REHABILITATION FACILITY	PA	501(C)(3)	7	ALLIED HEALTH CARE SERVICES		No
RISK RETENTION GROUP 1327 ASHLEY RIVER ROAD BLDG C SUITE CHARLESTON, SC 29407 20-1177431	PROVIDE INSURANCE, CLAIMS DEFENSE, ADMINISTRATION & INDEMNITY TO AFFILIATES	SC	501(C)(3)	11C	ALLIED SERVICES FOUNDATION		No

Allied Services Foundation and Controlled Entities

Financial Statements and
Supplementary Information

June 30, 2012 and 2011



Allied Services Foundation and Controlled Entities

Table of Contents
June 30, 2012 and 2011

	<u>Page</u>
Independent Auditors' Report	1
Financial Statements	
Consolidated Balance Sheet	2
Consolidated Statement of Operations	3
Consolidated Statement of Changes in Net Assets	4
Consolidated Statement of Cash Flows	5
Notes to Consolidated Financial Statements	6
Supplementary Information	
Independent Auditors' Report on Supplementary Information	29
Consolidating Schedules for 2012	
Consolidating Schedule, Balance Sheet	30
Consolidating Schedule, Statement of Operations	32
Consolidating Schedule, Statement of Changes in Net Assets (Deficit)	33
Combining Schedules - Allied Health Care Services for 2012	
Combining Schedule – Allied Health Care Services, Balance Sheet	34
Combining Schedule – Allied Health Care Services, Statement of Operations	35
Consolidating Schedules for 2011	
Consolidating Schedule, Balance Sheet	36
Consolidating Schedule, Statement of Operations	38
Consolidating Schedule, Statement of Changes in Net Assets (Deficit)	39
Combining Schedules - Allied Health Care Services for 2011	
Combining Schedule – Allied Health Care Services, Balance Sheet	40
Combining Schedule – Allied Health Care Services, Statement of Operations	41

Independent Auditors' Report

Board of Directors
Allied Services Foundation

We have audited the accompanying consolidated balance sheet of Allied Services Foundation and controlled entities (collectively, "Allied") as of June 30, 2012 and 2011, and the related consolidated statements of operations, changes in net assets, and cash flows for the years then ended. These financial statements are the responsibility of Allied's management. Our responsibility is to express an opinion on these financial statements based on our audits.

We conducted our audits in accordance with auditing standards generally accepted in the United States of America. Those standards require that we plan and perform the audit to obtain reasonable assurance about whether the financial statements are free of material misstatement. An audit includes examining, on a test basis, evidence supporting the amounts and disclosures in the financial statements. An audit also includes assessing the accounting principles used and significant estimates made by management, as well as evaluating the overall financial statement presentation. We believe that our audits provide a reasonable basis for our opinion.

In our opinion, the consolidated financial statements referred to above present fairly, in all material respects, the financial position of Allied Services Foundation and controlled entities as of June 30, 2012 and 2011, and the results of their operations, changes in net assets, and cash flows for the years then ended in conformity with accounting principles generally accepted in the United States of America.



Wilkes-Barre, Pennsylvania
November 13, 2012

Allied Services Foundation and Controlled Entities

Consolidated Balance Sheet
June 30, 2012 and 2011

	2012	2011		2012	2011
Assets			Liabilities and Net Assets		
Current Assets			Current Liabilities		
Cash and cash equivalents	\$ 4,638,048	\$ 8,465,415	Current maturities of long-term debt	\$ 3,812,574	\$ 3,689,442
Restricted cash, resident funds	282,652	259,852	Accounts payable and accrued expenses	3,535,427	3,971,629
Assets whose use is limited	53,410	46,373	Estimated third-party payor settlements	4,432,429	2,768,435
Accounts receivable (net of estimated allowance for doubtful collections of \$2,352,000 in 2012 and \$2,412,000 in 2011)	17,368,825	14,350,407	Accrued workers' compensation	1,404,000	1,372,000
Estimated third-party payor settlements	3,869,878	2,185,990	Accrued payroll and related liabilities	6,396,139	6,600,200
Inventories	1,178,620	1,103,329	Accrued interest	954	18,618
Prepaid expenses and other current assets	2,460,003	1,706,390	Resident funds	282,652	259,852
Total current assets	29,851,436	28,117,756	Total current liabilities	19,864,175	18,680,176
Assets Whose Use is Limited	9,200,653	8,292,364	Long-Term Debt	17,990,724	22,610,982
Investments	50,463,965	48,670,954	Pension Liability	16,039,769	7,492,507
Property and Equipment, Net	38,235,870	38,049,402	Malpractice and General Liability	2,647,469	2,517,883
Other Assets	50,000	-	Workers' Compensation	3,816,449	3,493,049
Deferred Financing Costs, Net	273,259	320,021	Total liabilities	60,358,586	54,794,597
			Net Assets		
			Unrestricted	64,221,561	65,268,461
			Temporarily restricted	1,419,477	1,326,374
			Permanently restricted	2,075,559	2,061,065
			Total net assets	67,716,597	68,655,900
Total assets	<u>\$ 128,075,183</u>	<u>\$ 123,450,497</u>	Total liabilities and net assets	<u>\$ 128,075,183</u>	<u>\$ 123,450,497</u>

See notes to consolidated financial statements

Allied Services Foundation and Controlled Entities

Consolidated Statement of Operations

Years Ended June 30, 2012 and 2011

	<u>2012</u>	<u>2011</u>
Unrestricted Revenues		
Net patient service revenues	\$ 125,284,457	\$ 126,015,274
Pennsylvania hospital and nursing home assessments	3,245,566	2,673,789
Other revenues	34,179,099	33,167,758
Net assets released from restrictions	<u>134,939</u>	<u>110,499</u>
Total unrestricted revenues	<u>162,844,061</u>	<u>161,967,320</u>
Expenses		
Salaries, wages, and contract labor	93,197,962	89,869,521
Supplies and expenses	35,143,316	36,158,463
Employee benefits	18,731,305	18,016,675
Depreciation and amortization	5,026,867	4,898,742
Interest expense	1,113,657	1,317,869
Pennsylvania hospital and nursing home assessments	2,072,608	1,705,221
Provision for doubtful collections	<u>746,387</u>	<u>892,458</u>
Total expenses	<u>156,032,102</u>	<u>152,858,949</u>
Operating income	6,811,959	9,108,371
Investment Income	<u>1,632,074</u>	<u>4,630,332</u>
Revenues in excess of expenses	8,444,033	13,738,703
Pension Liability Adjustment	(9,784,710)	4,667,941
Net Assets Released from Restrictions for Purchase of Property and Equipment	<u>293,777</u>	<u>191,302</u>
(Decrease) increase in unrestricted net assets	<u>\$ (1,046,900)</u>	<u>\$ 18,597,946</u>

See notes to consolidated financial statements

Allied Services Foundation and Controlled Entities

Consolidated Statement of Changes in Net Assets

Years Ended June 30, 2012 and 2011

	<u>2012</u>	<u>2011</u>
Unrestricted Net Assets		
Revenues in excess of expenses	\$ 8,444,033	\$ 13,738,703
Pension liability adjustment	(9,784,710)	4,667,941
Net assets released from restrictions for purchase of property and equipment	<u>293,777</u>	<u>191,302</u>
(Decrease) increase in unrestricted net assets	<u>(1,046,900)</u>	<u>18,597,946</u>
Temporarily Restricted Net Assets		
Contributions	513,877	876,373
Investment income	7,942	4,137
Net assets released from restrictions for Operations	(134,939)	(110,499)
Purchase of property and equipment	<u>(293,777)</u>	<u>(191,302)</u>
Increase in temporarily restricted net assets	<u>93,103</u>	<u>578,709</u>
Increase in Permanently Restricted Net Assets		
Contributions and investment income	<u>14,494</u>	<u>66,242</u>
(Decrease) increase in net assets	(939,303)	19,242,897
Net Assets, Beginning	<u>68,655,900</u>	<u>49,413,003</u>
Net Assets, Ending	<u><u>\$ 67,716,597</u></u>	<u><u>\$ 68,655,900</u></u>

See notes to consolidated financial statements

Allied Services Foundation and Controlled Entities

Consolidated Statement of Cash Flows

Years Ended June 30, 2012 and 2011

	2012	2011
Cash Flows from Operating Activities		
(Decrease) increase in net assets	\$ (939,303)	\$ 19,242,897
Adjustments to reconcile (decrease) increase in net assets to net cash provided by operating activities		
Depreciation and amortization	5,026,867	4,898,742
Provision for doubtful collections	746,387	892,458
Net realized gain on sales of investments	(350,753)	(590,926)
Restricted contributions and investment income	(193,130)	(337,627)
Net unrealized gain on investments	(170,510)	(2,673,599)
Pension liability adjustment	9,784,710	(4,667,941)
Changes in assets and liabilities		
Accounts receivable	(3,764,805)	(498,135)
Estimated third-party payor settlements	(19,894)	1,679,856
Inventories	(75,291)	(140,586)
Prepaid expenses and other current assets	(753,613)	(52,461)
Accounts payable and accrued expenses	(657,927)	(1,259,057)
Malpractice and general liability	129,586	339,168
Pension liability	(1,237,448)	90,959
Workers' compensation	355,400	350,000
Net cash provided by operating activities	7,880,276	17,273,748
Cash Flows from Investing Activities		
Net purchases of investments	(2,187,074)	(11,193,739)
Increase in other assets	(50,000)	-
Purchase of property and equipment	(5,166,573)	(4,425,290)
Net cash used in investing activities	(7,403,647)	(15,619,029)
Cash Flows from Financing Activities		
Repayment of long-term debt	(4,497,126)	(3,604,814)
Proceeds from long-term debt	-	100,000
Proceeds from restricted contributions and investment income	193,130	337,627
Net cash used in financing activities	(4,303,996)	(3,167,187)
Net decrease in cash and cash equivalents	(3,827,367)	(1,512,468)
Cash and Cash Equivalents, Beginning	8,465,415	9,977,883
Cash and Cash Equivalents, Ending	\$ 4,638,048	\$ 8,465,415
Supplemental Disclosure of Cash Flow Information		
Interest paid	\$ 1,131,321	\$ 1,321,703
Supplemental Schedule of Noncash Financing and Investing Activities		
Obligations incurred under capital lease for equipment	\$ -	\$ 308,879

See notes to consolidated financial statements

Allied Services Foundation and Controlled Entities

Notes to Consolidated Financial Statements
June 30, 2012 and 2011

1. Nature of Operations and Summary of Significant Accounting Policies

Nature of Operations and Basis of Presentation

Allied Services Foundation (the "Foundation") is a not-for-profit corporation located in Scranton, Pennsylvania

The consolidated financial statements include the accounts of Allied Services Foundation and controlled entities (collectively, "Allied") Control by the Foundation is established by its ability to appoint Board members as sole corporate member The following is a brief description of each of the controlled entities

- Allied Services Institute of Rehabilitation Medicine ("ASIRM") – operates a rehabilitation hospital licensed for 103-beds ASIRM also operates 32 licensed beds at local hospitals and outpatient physical therapy clinics
- The John Heinz Institute of Rehabilitation Medicine ("Heinz") – operates a rehabilitation hospital licensed for 71-beds Heinz also operates a 21-bed skilled nursing transitional unit and outpatient physical therapy clinics
- Allied Services Skilled Nursing Center ("SNC") – operates a skilled nursing care facility licensed for 371-beds
- Allied Health Care Services ("AHCS") - provides home nursing and attendant services, provides mental health services, provides general packaging, mechanical assembly, mailing, custodial, and other services through its vocational services division, provides pharmacy services to patients at Allied's various inpatient and outpatient settings, and leases office space to third parties
- Allied Services Personal Care, Inc ("Allied Terrace") – operates a personal care facility licensed for 84-beds
- Allied Services Risk Retention Group ("RRG") – a self-insurance company created on July 1, 2004 to provide primary medical and professional liability coverage, as well as general liability insurance and risk management services for Allied
- Allied Services Retirement Community ("ASRC") – ASRC was formed in 2006 for purposes of providing independent living services ASRC converted four existing personal care units operated by Allied Terrace into four independent living units and is leasing these units from Allied Terrace

All significant intercompany balances and transactions have been eliminated in consolidation

Allied's primary service area includes Northeastern Pennsylvania

Cash and Cash Equivalents

Cash and cash equivalents include investments in highly liquid debt instruments purchased with an original maturity of three months or less, excluding assets whose use is limited, investments, and restricted cash, resident funds

Allied Services Foundation and Controlled Entities

Notes to Consolidated Financial Statements

June 30, 2012 and 2011

Accounts Receivable

Accounts receivable are reported at net realizable value. Accounts are written off when they are determined to be uncollectible based upon management's assessment of individual accounts. The allowance for doubtful collections is estimated based upon a periodic review of the accounts receivable aging, payor classifications, and application of historical write-off percentages.

Resident Funds

Resident funds are accounted for as trust funds and are separately maintained from other funds.

Assets Whose Use is Limited

Assets whose use is limited include assets designated by the board of directors for future capital improvements, over which the board retains control and may, at its discretion, subsequently use for other purposes, assets restricted under financing agreements, and assets required in connection with Allied's self-insurance programs. Amounts available to meet current liabilities have been classified as current assets in the consolidated balance sheet.

Investments and Investment Risk

Investments include assets available for the general use and purposes of Allied, assets whose use by Allied has been limited by donors to specific purposes, and assets to be held by Allied in perpetuity.

Investments in equity securities with readily determinable fair values and all investments in debt securities and certificates of deposit are measured at fair value in the consolidated balance sheet. The fair value of substantially all securities is determined by quoted market prices. Investment income or loss (including realized and unrealized gains and losses on investments, interest, and dividends) is included in revenues in excess of expenses unless the income or loss is restricted by donor or law. Interest income is measured as earned on the accrual basis. Dividends are measured on the ex-dividend date. Purchases and sales of securities and realized gains and losses are recorded on a trade-date basis.

Allied's investments are comprised of a variety of financial instruments and are managed by investment advisors. The fair values reported in the consolidated balance sheet are subject to various risks including changes in the equity markets, the interest rate environment, and general economic conditions. Due to the level of risk associated with certain investment securities and the level of uncertainty related to changes in the fair value of investment securities, it is reasonably possible that the amounts reported in the consolidated balance sheet could change materially in the near term.

Inventories

Inventories of drugs, supplies, and materials are stated at the lower of cost or market. Cost is determined on a first-in, first-out basis.

Allied Services Foundation and Controlled Entities

Notes to Consolidated Financial Statements

June 30, 2012 and 2011

Property and Equipment

Property and equipment acquisitions are recorded at cost. Depreciation is computed using the straight-line method over the estimated useful lives of the assets. Depreciation was \$4,980,105 in 2012 and \$4,851,973 in 2011.

Gifts of long-lived assets such as land, buildings, or equipment are reported as unrestricted support unless explicit donor stipulations specify how the donated assets must be used. Gifts of long-lived assets with explicit restrictions that specify how the assets are to be used and gifts of cash or other assets that must be used to acquire long-lived assets are reported as restricted support. Absent explicit donor stipulations about how long those long-lived assets must be maintained, expirations of donor restrictions are reported when the donated or acquired long-lived assets are placed in service.

Deferred Financing Costs

Deferred financing costs of \$562,362 consist of costs related to long-term debt financings which are amortized over the term of the applicable debt, generally using an effective interest method. Amortization was \$46,762 in 2012 and \$46,769 in 2011. Accumulated amortization was \$289,103 and \$242,341 at June 30, 2012 and 2011, respectively.

Estimated Medical Malpractice and General Liability Costs

The provision for estimated medical malpractice and general liability claims includes estimates of the ultimate costs for both reported claims and claims incurred but not reported.

Temporarily and Permanently Restricted Net Assets

Temporarily restricted net assets are those whose use by Allied has been limited by donors to support various programs of Allied. Permanently restricted net assets have been restricted by donors to be maintained by Allied in perpetuity.

Net Patient Service Revenues

Allied has agreements with third-party payors that provide for payments to Allied at amounts different from its established rates. Payment arrangements include prospectively determined rates per discharge, reimbursed costs, discounted charges, and per diem payments.

Net patient service revenues are reported at the estimated net realizable amounts from patients, third-party payors, and others for services rendered, including estimated retroactive adjustments under reimbursement agreements with third-party payors. Retroactive adjustments are accrued on an estimated basis in the period the related services are rendered and adjusted in future periods as final settlements are determined. It is reasonably possible that the estimates used could change in the near term.

Other Revenues

Other revenues primarily include revenues related to the provision of home attendant, mental health, pharmacy, general packaging, mechanical assembly, mailing, custodial, and other services. Other revenues also include rental revenues for office space.

Allied Services Foundation and Controlled Entities

Notes to Consolidated Financial Statements

June 30, 2012 and 2011

AHCS has agreements with the Lackawanna-Susquehanna Counties, Schuylkill County, and Bradford County Mental Health and Mental Retardation Programs to provide community residential rehabilitation and supported living services to mentally handicapped individuals and to instruct rehabilitated patients in work skills. Such revenues are reported at contracted amounts in the period services are rendered. The recorded amounts are subject to audit by various governmental agencies.

AHCS also has an agreement with the Pennsylvania Department of Public Welfare ("DPW") to provide Personal Assistant Services ("PAS") to the elderly and physically disabled in certain Pennsylvania counties. The PAS are provided through two different DPW programs, or "Models", the PAS Consumer Model and the PAS Agency Model. The majority of AHCS' PAS have historically been provided through the PAS Consumer Model. Services provided through the PAS Consumer Model and PAS Agency Model have been paid on a fee-for-service basis and reported in the period services are rendered. The recorded amounts are subject to audit by DPW.

AHCS was notified by DPW that, effective January 1, 2011, agencies providing PAS through the Consumer Model were required to enroll as a separate entity (Fiscal/Employer Agent) with a separate bank account for payroll services for consumer employers to clearly delineate between the PAS Consumer Model funds and PAS Agency Model funds. As a result of this change, allowable costs for the PAS Consumer Model only include payroll and related expenses. In effect, DPW changed the reimbursement system effective January 1, 2011 for PAS through the Consumer Model from a prospective (fee-for-service) system to a cost-based system. This decrease in allowable costs also resulted in a decrease in the revenues recognized by AHCS for services provided under the PAS Consumer Model effective January 1, 2011. This change continues to be contested by a coalition of agencies participating in the Consumer Model, including AHCS.

Through June 30, 2012, DPW continued to reimburse AHCS for services provided through the PAS Consumer Model using its pre-January 1, 2011 reimbursement (fee-for-service) methodology. As a result, AHCS estimated an amount due to DPW of \$2,074,000 and \$769,000 at June 30, 2012 and 2011, respectively. This amount is included in estimated third-party payor settlements (liability) in the consolidated balance sheet. It is reasonably possible that this estimate could change in the near term.

Effective November 1, 2012, AHCS is no longer providing services through the PAS Consumer Model. AHCS does, however, continue to provide PAS through the PAS Agency Model. Management does not believe that the discontinuation of PAS through the Consumer Model will have a material adverse effect on AHCS or Allied's overall operations.

AHCS leases office space and accounts for such leases as operating leases. Lease revenues are recognized as billed over the term of the leases.

AHCS has an agreement with the Social Security Administration ("SSA") to provide custodial, snow removal, and landscaping services at SSA's Wilkes-Barre Operations Center. This contract provides for estimated annual payments approximating \$2,000,000 through June 30, 2018. AHCS also has an agreement with the Tobyhanna Army Depot ("TAD") to provide custodial and snow removal services at their Tobyhanna Operations Center. This contract provides for estimated annual payments approximating \$2,900,000 through September 30, 2015. The obligations of SSA and TAD to perform under the terms of these contracts are contingent upon the availability of funds from which payment for contract purposes can be made.

Allied Services Foundation and Controlled Entities

Notes to Consolidated Financial Statements
June 30, 2012 and 2011

Donor-Restricted Gifts

Allied reports gifts of cash and other assets as restricted support if they are received with donor stipulations that limit the use of the donated assets. When a donor restriction expires, that is, when a stipulated time restriction ends or purpose restriction is accomplished, temporarily restricted net assets are reclassified as unrestricted net assets and reported in the consolidated statement of operations as net assets released from restrictions.

Advertising Costs

Advertising costs are expensed as incurred and were approximately \$748,000 in 2012 and \$702,000 in 2011.

Income Taxes

The Foundation and its controlled entities are not-for-profit corporations as described in Section 501(c)(3) of the Internal Revenue Code and are exempt from federal income taxes on their exempt income under Section 501(a) of the Internal Revenue Code.

Allied's federal Returns of Organization Exempt from Income Tax for the years ended June 30, 2011, 2010, and 2009 remain subject to examination by the Internal Revenue Service.

Allied accounts for uncertainty in income taxes using a recognition threshold of more-likely-than-not to be sustained upon examination by the appropriate taxing authority. Measurement of the tax uncertainty occurs if the recognition threshold has been met. Management determined that there were no tax uncertainties that met the recognition threshold in 2012 and 2011.

Revenues in Excess of Expenses

The consolidated statement of operations includes the determination of revenues in excess of expenses. Changes in unrestricted net assets which are excluded from revenues in excess of expenses, consistent with industry practice, include pension liability adjustment and contributions of long-lived assets (including assets acquired using contributions which by donor restriction were to be used for the purpose of acquiring such assets).

Use of Estimates

The preparation of financial statements in conformity with accounting principles generally accepted in the United States of America requires management to make estimates and assumptions that affect the reported amounts of assets and liabilities and disclosure of contingent assets and liabilities at the date of the consolidated financial statements and the reported amounts of revenues and expenses during the reporting period. Actual results could differ from those estimates.

Reclassifications

Certain amounts relating to 2011 were reclassified to conform to the 2012 presentation.

Allied Services Foundation and Controlled Entities

Notes to Consolidated Financial Statements
June 30, 2012 and 2011

Subsequent Events

Allied evaluated subsequent events for recognition or disclosure through November 13, 2012, the date the consolidated financial statements were available to be issued

New Accounting Standard

In August 2010, the Financial Accounting Standards Board issued Accounting Standards Update 2010-24, *Presentation of Insurance Claims and Related Insurance Recoveries*, which amended guidance relating to the presentation of insurance claims and related insurance recoveries. The guidance clarifies that health care entities may not net insurance recoveries against a related claim liability. In addition, the amount of the claim liability should be determined without consideration of insurance recoveries, if any, and should be measured and presented separately within the balance sheet. Primary medical and professional liability and general liability coverage for Allied is provided through the RRG. Allied is not expecting any material insurance recoveries, as a result, the adoption of the amended guidance did not impact the Allied's consolidated financial statements.

2. Net Patient Service Revenues

Certain members of Allied have agreements with third-party payors that provide for payments at amounts different from their established rates. A significant portion of the Allied's net patient service revenues is derived from these third-party payor programs. A summary of the principal payment arrangements with major third-party payors follows:

- **Medicare** - Inpatient rehabilitation services are paid at prospectively determined rates per discharge. Outpatient rehabilitation services are paid based on a published fee schedule. Home health services are paid at prospectively determined amounts. Skilled nursing and ancillary services provided to Medicare Part A beneficiaries are paid at prospectively determined rates per day. Therapy services rendered to Medicare Part B beneficiaries are paid at the lesser of a published fee schedule or actual charges. These rates vary according to patient classification systems that are based on clinical, diagnostic, and other factors and the reimbursement methodology is subject to various limitations and adjustments.
- **Medical Assistance** - Inpatient rehabilitation services and skilled nursing services provided to Medical Assistance program beneficiaries are paid at prospectively determined rates per day. Outpatient services are paid based on a published fee schedule. These rates vary according to patient classification systems that are based on clinical, diagnostic, and other factors and the reimbursement methodology is subject to various limitations and adjustments.
- **Blue Cross** - Inpatient rehabilitation services rendered to Blue Cross subscribers are paid at prospectively determined rates per day. Outpatient services are paid based on a prospectively determined percentage of charges subject to a limitation.

As described above, the Medicare and Medical Assistance rates are based on clinical, diagnostic, and other factors. The determination of these rates is partially based on Allied's clinical assessment of its patients. The documented assessments are subject to review and adjustment by the Medicare and Medical Assistance programs.

Allied Services Foundation and Controlled Entities

Notes to Consolidated Financial Statements

June 30, 2012 and 2011

Certain members of Allied also have entered into payment agreements with certain commercial insurance carriers, health maintenance organizations, and preferred provider organizations. The basis for payment to Allied under these agreements includes prospectively determined rates per discharge, discounts from established charges, and prospectively determined daily rates.

Pennsylvania Hospital and Nursing Home Assessments

Effective July 1, 2010, ASIRM and Heinz are subject to a Quality Care Assessment imposed by DPW under Pennsylvania Act 49 of 2010 (the "Act"). The Act requires ASIRM and Heinz to pay an assessment on its net inpatient revenue from their 2008 federal fiscal year cost reports. In turn, ASIRM and Heinz receive additional reimbursement from DPW and the Hospital and Healthsystem Association of Pennsylvania. Assessments paid by ASIRM and Heinz were \$1,407,611 in 2012 and \$1,289,582 in 2011 and the additional reimbursement received by ASIRM and Heinz was \$1,407,611 in 2012 and \$1,289,582 in 2011.

DPW also requires SNC to pay an assessment on its nursing facility days, excluding Medicare Part A days. In turn, DPW provides additional reimbursement to SNC. This program is a result of Pennsylvania's effort to increase the federal share of Medical Assistance funding. Assessments paid were \$664,997 in 2012 and \$415,639 in 2011 and the additional reimbursement received was \$1,837,955 in 2012 and \$1,384,207 in 2011.

Enhanced Supplemental Payment

During 2011, DPW offered certain qualifying nonpublic nursing facilities an Enhanced Supplemental Payment ("ESP"). The ESP was part of DPW's ongoing efforts to ensure that Medical Assistance recipients continue to receive access to medically necessary nursing facility services and that those services result in quality care that improves the lives of those who receive them.

In order for DPW to authorize the ESP to SNC, SNC was required to execute a Nursing Facility Provider Certification and Settlement Agreement (the "Agreement") whereby SNC agreed to withdraw and/or to not file or pursue any appeals, claims, or proceedings related to SNC's Case Mix Reimbursement for the period July 1, 2008 through June 30, 2011. SNC executed the Agreement in March 2011 and, as a result, received an ESP of \$503,414. This amount is included in 2011 net patient service revenues in the consolidated statement of operations.

Prior Year Third-Party Payor Settlements

Allied's 2012 net patient service revenues were increased by approximately \$500,000 as a result of prior year third party payor settlements related to SNC.

Allied Services Foundation and Controlled Entities

Notes to Consolidated Financial Statements

June 30, 2012 and 2011

3. Assets Whose Use is Limited and Investments

The composition of assets whose use is limited and investments is set forth in the following table

	2012	2011
Cash and cash equivalents	\$ 5,068,632	\$ 3,210,388
Certificates of deposit	1,076,527	2,295,107
Mutual funds, fixed income		
Ultra-short bond	1,344,322	5,978,008
Short-term bond	6,125,175	9,937,582
Intermediate-term bond	10,471,544	13,326,482
Non-traditional bond	-	1,246,506
Mutual funds, equity	1,064,491	1,063,254
Exchange traded funds, equity		
Large blend	475,252	5,394,787
Foreign large blend	135,392	162,979
Equity securities	19,513,479	14,394,598
Corporate bonds	5,546,232	-
U S government securities		
Treasury notes	4,666,979	-
Agency obligations	4,230,003	-
Total	<u>\$ 59,718,028</u>	<u>\$ 57,009,691</u>

Assets whose use is limited and investments are classified on the consolidated balance sheet as follows

	2012	2011
Assets whose use is limited, current	\$ 53,410	\$ 46,373
Assets whose use is limited, non current	9,200,653	8,292,364
Investments	50,463,965	48,670,954
Total	<u>\$ 59,718,028</u>	<u>\$ 57,009,691</u>

Investment Return

Unrestricted investment income is comprised of the following

	2012	2011
Interest and dividend income	\$ 1,110,811	\$ 1,365,807
Net realized gain on sales of investments	350,753	590,926
Net unrealized gain on investments	170,510	2,673,599
Total	<u>\$ 1,632,074</u>	<u>\$ 4,630,332</u>

Allied Services Foundation and Controlled Entities

Notes to Consolidated Financial Statements
June 30, 2012 and 2011

4. Fair Value Measurements and Financial Instruments

Fair Value Measurements

Allied measures its assets whose use is limited and investments at fair value on a recurring basis in accordance with accounting principles generally accepted in the United States of America

Fair value is defined as the price that would be received to sell an asset or the price that would be paid to dispose of a liability in an orderly transaction between market participants at the measurement date. The framework that the authoritative guidance establishes for measuring fair value includes a hierarchy used to classify the inputs used in measuring fair value. The hierarchy prioritizes the inputs used in determining valuations into three levels. The level in the fair value hierarchy within which the fair value measurement falls is determined based on the lowest level input that is significant to the fair value measurement.

The levels of the fair value hierarchy are as follows:

Level 1 – Fair value is based on unadjusted quoted prices in active markets that are accessible to Allied for identical assets. These generally provide the most reliable evidence and are used to measure fair value whenever available.

Level 2 – Fair value is based on significant inputs, other than Level 1 inputs, that are observable either directly or indirectly for substantially the full term of the asset through corroboration with observable market data. Level 2 inputs include quoted market prices in active markets for similar assets, quoted market prices in markets that are not active for identical or similar assets, and other observable inputs.

Level 3 – Fair value would be based on significant unobservable inputs. Examples of valuation methodologies that would result in Level 3 classification include option pricing models, discounted cash flows, and other similar techniques.

Allied Services Foundation and Controlled Entities

Notes to Consolidated Financial Statements

June 30, 2012 and 2011

The fair value of assets whose use is limited and investments were measured using the following inputs at June 30, 2012 and 2011

	Total	Quoted Prices in Active Markets (Level 1)	Other Observable Inputs (Level 2)
June 30, 2012			
Cash and cash equivalents	\$ 5,068,632	\$ 5,068,632	\$ -
Certificates of deposit	1,076,527	-	1,076,527
Mutual funds, fixed income			
Ultra-short bond	1,344,322	1,344,322	-
Short-term bond	6,125,175	6,125,175	-
Intermediate-term bond	10,471,544	10,471,544	-
Mutual funds, equity	1,064,491	1,064,491	-
Exchange traded funds, equity			
Large blend	475,252	475,252	-
Foreign large blend	135,392	135,392	-
Equity securities	19,513,479	19,513,479	-
Corporate bonds	5,546,232	5,546,232	-
U S government securities			
Treasury notes	4,666,979	4,666,979	-
Agency obligations	4,230,003	4,230,003	-
Total	\$ 59,718,028	\$ 58,641,501	\$ 1,076,527
June 30, 2011			
Cash and cash equivalents	\$ 3,210,388	\$ 3,210,388	\$ -
Certificates of deposit	2,295,107	1,227,544	1,067,563
Mutual funds, fixed income			
Ultra-short bond	5,978,008	5,978,008	-
Short-term bond	9,937,582	9,937,582	-
Intermediate-term bond	13,326,482	13,326,482	-
Non-traditional bond	1,246,506	1,246,506	-
Mutual funds, equity	1,063,254	1,063,254	-
Exchange traded funds, equity			
Large blend	5,394,787	5,394,787	-
Foreign large blend	162,979	162,979	-
Equity securities	14,394,598	14,394,598	-
Total	\$ 57,009,691	\$ 55,942,128	\$ 1,067,563

Allied had no financial instruments measured at fair value using Level 3 inputs at June 30, 2012 and 2011

Allied Services Foundation and Controlled Entities

Notes to Consolidated Financial Statements
June 30, 2012 and 2011

Financial Instruments

The carrying amounts of cash and cash equivalents, resident funds, accounts receivable, estimated third party settlements, and accounts payable approximate fair value due to the short-term nature of these instruments

Assets whose use is limited and investments are valued at fair value based on quoted market prices in active markets for cash and cash equivalents, certain certificates of deposit, mutual funds, exchange traded funds, equity securities, corporate bonds, and U S government securities or estimated using quoted prices for similar securities for certain certificates of deposit

The carrying amount of long-term debt, excluding Allied Services Housing loan, approximates fair value at June 30, 2012 and 2011 based on borrowing rates available to Allied for debt with similar terms, maturities, and credit risk

Since terms could not be duplicated in the market for a Pennsylvania Housing Finance Agency loan, it was not practicable to compute the fair value of this mortgage payable maintained by Allied Services Housing whose carrying value was \$123,700 and \$128,513 at June 30, 2012 and 2011, respectively (Note 7)

5. Property and Equipment, Net

Property and equipment and accumulated depreciation consist of the following

	2012	2011
Land and land improvements	\$ 11,840,441	\$ 11,270,083
Buildings and improvements	84,891,912	84,727,327
Furniture and equipment	41,218,386	41,502,599
Construction-in-progress	2,009,908	545,736
Total	139,960,647	138,045,745
Less accumulated depreciation	101,724,777	99,996,343
Property and equipment, net	<u>\$ 38,235,870</u>	<u>\$ 38,049,402</u>

6. Demand Note Payable

Allied maintains a \$1,000,000 unsecured bank line of credit. Borrowings bear interest at the greater of the National Prime Rate (3 25% at June 30, 2012) or 4%. The line of credit expires February 28, 2013. There were no borrowings at June 30, 2012 and 2011.

Allied Services Foundation and Controlled Entities

Notes to Consolidated Financial Statements

June 30, 2012 and 2011

7. Revenue Notes, Mortgages, and Notes Payable

Revenue notes, mortgages, and notes payable are as follows

	<u>2012</u>	<u>2011</u>
<u>Allied Terrace</u>		
Northeast Pennsylvania Hospital and Educational Authority ("NPHE Authority"), Series of 2007 Revenue Note, through June 2012, monthly payments of \$36,393, including interest at 4.7%, were due, beginning July 2012, monthly payments of \$36,393, including interest at 3.49%, are due, final payment scheduled in August 2019. The note is collateralized by a first mortgage on Allied Terrace's property and equipment, a first priority security interest in the gross receipts of Allied Terrace, and the unconditional guaranty of the Foundation	\$ 2,755,594	\$ 3,054,738
<u>ASIRM</u>		
Wyoming Industrial Development Authority ("WID Authority"), Series of 2007 Revenue Note, through June 2012, monthly payments of \$90,982, including interest at 4.7%, were due, beginning July 2012, monthly payments of \$90,982, including interest at 3.49%, are due, final payment scheduled in August 2019. The note is collateralized by a first mortgage on ASIRM's property and equipment, a first priority security interest in the gross receipts of ASIRM, and the unconditional guaranty of the Foundation	6,888,986	7,636,885
WID Authority, Series of 2008 Revenue Note, through June 2012, monthly payments of \$77,335, including interest at 4.7%, were due, beginning July 2012, monthly payments of \$77,335, including interest at 3.49%, are due, final payment scheduled in September 2019. The note is collateralized by a first mortgage on ASIRM's property and equipment, a first priority security interest in the gross receipts of ASIRM, and the unconditional guaranty of the Foundation	5,909,039	6,542,226

Allied Services Foundation and Controlled Entities

Notes to Consolidated Financial Statements
June 30, 2012 and 2011

	2012	2011
<u>Heinz</u>		
NPHE Authority, Series of 2007 Revenue Note, through June 2012, monthly payments of \$63,873, including interest at 4 7%, were due, beginning July 2012, monthly payments of \$63,873, including interest at 3 15%, are due, final payment scheduled in December 2013 The note is collateralized by a first mortgage on Heinz's property and equipment, a first priority security interest in the gross receipts of Heinz, and the unconditional guaranty of the Foundation	\$ 1,108,076	\$ 1,804,404
Mortgage payable to Luzerne County, through the Business Development Loan Program, due in monthly payments of \$4,656, including interest at 1 5%, through June 2022 The loan is secured by an irrevocable letter of credit assigned to Luzerne County in the amount of \$750,000 expiring May 1, 2013 and the unconditional guaranty of the Foundation	514,480	562,241
Capital lease obligation repaid in 2012	-	4,108
<u>SNC</u>		
Scranton-Lackawanna Health and Welfare Authority, Series of 2001 Revenue Note, due in annual installments of \$544,167, through June 2012, interest was payable monthly at 5 3%, beginning July 2012, interest is payable monthly at 3 15% The loan is secured by a first mortgage on all land, buildings, and equipment of SNC and the unconditional guaranty of the Foundation	1,088,334	1,632,500
Mortgage payable repaid in 2012	-	293,776

Allied Services Foundation and Controlled Entities

Notes to Consolidated Financial Statements
June 30, 2012 and 2011

	<u>2012</u>	<u>2011</u>
<u>Foundation</u>		
City of Wilkes-Barre Industrial Development Authority, Series of 1999 Revenue Note, due in monthly payments of \$9,587, including interest at 5 15%, outstanding balance paid in full in August 2012	\$ 220,865	\$ 321,501
<u>Controlled Entities and Divisions of AHCS</u>		
<u>Allied Services Housing</u>		
9 25% mortgage note requiring monthly principal and interest payments of \$1,375 through April 2025, collateralized by substantially all property and equipment of the related project	123,700	128,513
<u>Allied Medical Arts Centers</u>		
Mortgage and loan payable repaid in 2012	-	764,728
<u>Allied Services Home Office</u>		
Mortgage payable, through May 2012, monthly payments of \$33,940, including interest at 5%, were due, beginning June 2012, monthly payments of \$33,940, including interest at 3 5%, are due, final payment scheduled in March 2020, collateralized by certain real estate and the unconditional guaranty of the Foundation	2,741,279	3,003,515

Allied Services Foundation and Controlled Entities

Notes to Consolidated Financial Statements

June 30, 2012 and 2011

	<u>2012</u>	<u>2011</u>
<u>Allied ICF/MR</u>		
Loan payable due in monthly payments of \$886 through November 2016, including interest at 7.5%, collateralized by certain real estate	\$ 39,769	\$ 47,072
Loan payable due in monthly payments of \$838 through maturity in December 2014, including interest at 2.85%, outstanding balance due in December 2014, secured by an assigned certificate of deposit with the bank	67,731	75,602
<u>Mental Health Services</u>		
Loan payable due in monthly payments of \$1,357 through November 2016, including interest at 7%, collateralized by certain real estate	61,566	73,023
<u>Vocational Services</u>		
Non-interest bearing loan payable due in quarterly payments of \$5,000 through November 2015, collateralized by capital equipment	70,000	90,000
Capital lease obligation payable in monthly installments of \$5,913, including interest at 6%, through September 2015, collateralized by leased assets	<u>213,879</u>	<u>265,592</u>
Total	21,803,298	26,300,424
Less current maturities	<u>3,812,574</u>	<u>3,689,442</u>
Long-term debt	<u>\$ 17,990,724</u>	<u>\$ 22,610,982</u>

Allied Services Foundation and Controlled Entities

Notes to Consolidated Financial Statements
June 30, 2012 and 2011

Scheduled principal payments on revenue notes, mortgages, and notes payable are as follows

Years ending June 30	
2013	\$ 3,812,574
2014	3,531,434
2015	2,644,652
2016	2,618,885
2017	2,667,795
Thereafter	<u>6,527,958</u>
Total	<u>\$ 21,803,298</u>

8. Pension Plans

Allied sponsors a noncontributory defined benefit pension plan, Allied froze the activity in this plan effective October 31, 2003

The following table sets forth the funded status of the defined benefit pension plan and the accumulated benefit obligation at June 30

	<u>2012</u>	<u>2011</u>
Fair value of plan assets	\$ 28,029,953	\$ 27,546,938
Benefit obligation	<u>44,069,722</u>	<u>35,039,445</u>
Funded status of the plan	<u>\$ (16,039,769)</u>	<u>\$ (7,492,507)</u>
Accumulated benefit obligation	<u>\$ 44,069,722</u>	<u>\$ 35,039,445</u>

Net periodic pension cost, contributions, and benefits paid related to the defined benefit pension plan are as follows

	<u>2012</u>	<u>2011</u>
Net periodic pension cost	<u>\$ 426,536</u>	<u>\$ 1,119,049</u>
Employer contributions	<u>\$ 1,663,984</u>	<u>\$ 1,028,090</u>
Participant contributions	<u>\$ -</u>	<u>\$ -</u>
Benefits paid	<u>\$ 1,109,591</u>	<u>\$ 1,054,209</u>

Allied Services Foundation and Controlled Entities

Notes to Consolidated Financial Statements

June 30, 2012 and 2011

The following table provides the amounts recognized in the consolidated balance sheet at June 30, 2012 and 2011

	<u>2012</u>	<u>2011</u>
Pension liability, current	\$ -	\$ -
Pension liability, noncurrent	<u>16,039,769</u>	<u>7,492,507</u>
Net amount recognized	<u>\$ 16,039,769</u>	<u>\$ 7,492,507</u>

The measurement date used to determine the plan asset and benefit obligation information was June 30

A net loss of \$20,736,310 represents the unrecognized component of net periodic pension cost included in unrestricted net assets at June 30, 2012. Amortization of the net loss of approximately \$1,629,674 is expected to be recognized in net periodic pension cost in 2013.

Assumptions

The weighted average assumptions used in computing Allied's benefit obligation for the defined benefit pension plan are as follows:

	<u>2012</u>	<u>2011</u>
Discount rate	4.19 %	5.54 %
Rate of compensation increase	N/A	N/A

The weighted average assumptions used in the measurement of net periodic pension cost for the defined benefit pension plan are as follows:

	<u>2012</u>	<u>2011</u>
Discount rate	5.54 %	5.40 %
Expected long-term return on plan assets	8 %	8 %
Rate of compensation increase	N/A	N/A

Plan Assets

The following table sets forth the actual asset allocation and target asset allocation for plan assets:

	<u>2012</u>	<u>2011</u>	<u>Target Asset Allocation</u>
Asset category			
Equity securities	62 %	65 %	60 %
Fixed income securities	<u>38</u>	<u>35</u>	<u>40</u>
Total	<u>100 %</u>	<u>100 %</u>	<u>100 %</u>

Allied Services Foundation and Controlled Entities

Notes to Consolidated Financial Statements

June 30, 2012 and 2011

Plan assets are invested among and within various asset classes in order to achieve sufficient diversification in accordance with Allied's risk tolerance. This is achieved through the utilization of asset managers and systemic allocation to investment management styles, providing a broad exposure to different segments of the equity and fixed income markets.

Allied's expected long-term rate of return on plan assets assumption was developed based on historical returns for the major asset classes. This review also considered both current market conditions and projected future conditions.

Fair Value of Plan Assets

The following table sets forth by level, within the fair value hierarchy (Note 4), the plan assets at fair value at June 30, 2012 and 2011.

	Quoted Prices in Active Markets (Level 1)
June 30, 2012	
Mutual funds	
Equity	
Large-cap stock	\$ 13,440,188
Mid-cap stock	1,998,886
International stock	1,974,374
Fixed income	
Short-term bond	4,770,873
Intermediate-term bond	5,845,632
Total	<u>\$ 28,029,953</u>
June 30, 2011	
Mutual funds	
Equity	
Large-cap stock	\$ 12,366,060
Mid-cap stock	2,718,535
International stock	2,765,212
Fixed income	
Short-term bond	4,097,255
Intermediate-term bond	5,599,876
Total	<u>\$ 27,546,938</u>

Mutual funds are valued at the quoted net asset value of shares held by the plan at year end.

Allied Services Foundation and Controlled Entities

Notes to Consolidated Financial Statements
June 30, 2012 and 2011

Cash Flows

Allied expects to make contributions to the defined benefit pension plan of approximately \$2,014,741 during 2013

The following benefit payments, which reflect expected future services, as appropriate, are expected to be paid

Years ending June 30	
2013	\$ 1,401,800
2014	1,493,811
2015	1,629,768
2016	1,685,102
2017	1,776,758
Thereafter	<u>10,175,086</u>
Total	<u>\$ 18,162,325</u>

Defined Contribution Pension Plan

Allied sponsors a defined contribution plan that is available to substantially all employees. Pension expense was approximately \$858,000 in 2012 and \$426,000 in 2011.

9. Medical Malpractice Claims Coverage

Primary Coverage

Primary medical and professional liability coverage for Allied is provided through the RRG. General liability coverage for Allied is also provided through the RRG. The RRG is a separate legal entity established for the payment of medical malpractice and general liability claim settlements and expenses. Under the terms of the RRG Agreement (the "Agreement"), Allied was required to deposit an initial capital investment of \$1,131,690 into the RRG. This amount, and investment earnings thereon, is included in noncurrent assets whose use is limited in the consolidated balance sheet. The initial funding requirement was determined by an actuary based upon an evaluation of Allied's past claims history.

The coverage limits for medical malpractice claims under the RRG are \$500,000 per occurrence and \$1,500,000 in the aggregate per year. The medical malpractice coverage is funded on a mature claims-made basis with retroactive coverage.

Allied Services Foundation and Controlled Entities

Notes to Consolidated Financial Statements
June 30, 2012 and 2011

MCARE Fund Coverage

The Pennsylvania Medical Care Availability and Reduction of Error Fund ("MCARE Fund") provides coverage in accordance with the Pennsylvania law governing the MCARE Fund. Pursuant to the per occurrence and aggregate limits set forth in the controlling Pennsylvania statutes, the MCARE Fund provides coverage for losses in excess of the primary coverage that was in effect on the date of the incident. The cost of MCARE Fund coverage is recognized as expense in the period incurred. Increases in annual surcharges and concerns over the MCARE Fund's ability to manage and pay claims continues to result in proposals to reform or restructure the MCARE Fund. MCARE Fund coverage is currently scheduled to be compressed in 2013, unless the State Insurance Commissioner determines that additional primary insurance capacity is not available at that time, and to be eliminated three years after such reduction. Allied will be required to purchase additional primary insurance to take the place of the MCARE Fund coverage if it is compressed. Depending upon the ultimate resolution of this matter, Allied may incur additional insurance costs.

Summary

Allied's undiscounted estimated medical malpractice claims liability and general liability for both asserted and unasserted claims was \$2,647,469 and \$2,517,883 at June 30, 2012 and 2011, respectively. It is reasonably possible that the estimates used could change materially in the near term.

Allied believes it has adequate insurance coverages for all asserted claims and it has no knowledge of unasserted claims which would exceed its insurance coverages.

10. Concentrations of Credit Risk

Allied grants credit without collateral to its patients, most of whom are local residents insured under third-party payor arrangements primarily with Medicare, Medical Assistance, Blue Cross, and various commercial insurance companies.

Allied maintains cash accounts, which generally exceed federally insured limits. Allied has not experienced any losses from maintaining cash accounts in excess of federally insured limits. Management believes it is not subject to any significant credit risk on its cash accounts.

11. Commitments

Lease Commitments

Allied leases several buildings for use in its satellite operations and administrative services. The amounts included as minimum future rentals include annual increases as outlined in the agreements. These amounts may fluctuate based on increases in the consumer price index over the lease terms. Also, in addition to minimum rentals, Allied is responsible for utilities and other expenses at several locations.

Allied Services Foundation and Controlled Entities

Notes to Consolidated Financial Statements
June 30, 2012 and 2011

The following is a schedule by year of future minimum lease payments required under operating leases that have initial or remaining noncancelable lease terms in excess of one year as of June 30, 2012

Years ending June 30	
2013	\$ 2,117,000
2014	958,000
2015	622,000
2016	516,000
2017	<u>49,000</u>
Total	<u>\$ 4,262,000</u>

Rent expense for operating leases was approximately \$2,377,000 in 2012 and \$2,334,000 in 2011

Purchase Commitment

In June 2012, Allied entered into an agreement with a vendor for a system wide information technology upgrade. Allied is expecting to incur costs of approximately \$10 million in stages through 2022. Costs are estimated to be approximately \$1.1 million per year in 2013 through 2017, \$1 million per year in 2018-2019, and \$700,000 per year in 2020 through and 2022.

12. Self-Funded Insurance Plans

Allied maintains self-funded plans for workers' compensation and unemployment compensation insurance costs. For workers' compensation, Allied accrues the estimated cost for incurred and unreported claims based upon data provided by the third-party administrator for the program and its historical claims experience. Allied's estimated liability for reported and unreported incurred claims was \$5,220,449 and \$4,865,049 at June 30, 2012 and 2011, respectively. In addition, Allied maintains a letter of credit as security for future claims payments. The amount is determined by the Commonwealth of Pennsylvania Department of Labor and Industry and was \$5,300,000 at June 30, 2012. Allied has collateralized the letter of credit with investments having a fair value of approximately \$5,951,000 at June 30, 2012. These investments are included in noncurrent assets whose use is limited in the consolidated balance sheet.

Allied accrues the estimated cost of incurred unemployment compensation claims based upon open cases and its historical claims experience. Unemployment compensation losses are charged to expense in the period incurred.

Allied Services Foundation and Controlled Entities

Notes to Consolidated Financial Statements

June 30, 2012 and 2011

13. Rental Income

AHCS leases space in its Medical Arts Centers and its corporate offices to various doctors, medical laboratories, and other third parties. The amounts included as minimum future rental income include annual increases as outlined in the agreements.

The following is a schedule by year of future minimum rental income required under the lease agreements that have an initial or remaining noncancelable lease terms in excess of one year as of June 30, 2012:

Years ending June 30	
2013	\$ 1,267,000
2014	1,216,000
2015	984,000
2016	876,000
2017	<u>456,000</u>
Total	<u>\$ 4,799,000</u>

Rental income was approximately \$1,560,000 in 2012 and \$1,499,000 in 2011.

14. Contingency

The healthcare industry is subject to numerous laws and regulations of federal, state and local governments. Compliance with these laws and regulations is subject to future government review and interpretation as well as regulatory actions unknown or unasserted at this time. Government activity continues to increase with respect to investigations and allegations concerning possible violations by healthcare providers of fraud and abuse statutes and regulations, which could result in the imposition of significant fines and penalties as well as significant repayments for patient services previously billed. Management is not aware of any material incidents of noncompliance, however, the possible future financial effects of this matter on Allied, if any, are not presently determinable.

Effective July 1, 2010, DPW implemented the Act, which modernized Pennsylvania's fee-for-service hospital payment system, established enhanced hospital payments through the state's Medical Assistance managed care program, and secured matching Medical Assistance funds through the establishment of the Hospital Quality Care Assessment (Note 2). The Act is only effective through June 30, 2013, after which time the additional reimbursement is not guaranteed to remain. The potential effects of this are not presently determinable.

Allied Services Foundation and Controlled Entities

Notes to Consolidated Financial Statements

June 30, 2012 and 2011

15. Functional Expenses

Allied provides various healthcare services to individuals within its geographic location. Expenses related to providing these services are approximately as follows (in thousands):

	<u>2012</u>	<u>2011</u>
Healthcare and other related services	\$ 134,563	\$ 131,928
General and administrative	20,696	20,038
Fundraising	<u>773</u>	<u>893</u>
Total expenses	<u>\$ 156,032</u>	<u>\$ 152,859</u>

Independent Auditors' Report on Supplementary Information

Board of Directors
Allied Services Foundation

Our audits were conducted for the purpose of forming an opinion on the consolidated financial statements as a whole. The supplementary information presented on pages 30 to 41 is presented for purposes of additional analysis rather than to present the financial position, results of operations, and cash flows of the individual entities and is not a required part of the consolidated financial statements. Such information is the responsibility of management and was derived from and relates directly to the underlying accounting and other records used to prepare the consolidated financial statements. The information has been subjected to the auditing procedures applied in the audits of the consolidated financial statements and certain additional procedures, including comparing and reconciling such information directly to the underlying accounting and other records used to prepare the consolidated financial statements or to the consolidated financial statements themselves, and other additional procedures in accordance with auditing standards generally accepted in the United States of America. In our opinion, the information is fairly stated in all material respects in relation to the consolidated financial statements as a whole.

ParenteBeard LLC

Wilkes-Barre, Pennsylvania
November 13, 2012

Allied Services Foundation and Controlled Entities

Consolidating Schedule, Balance Sheet

June 30, 2012

(See Independent Auditors' Report on Supplementary Information)

	Allied Services Institute of Rehabilitation Medicine	The John Heinz Institute of Rehabilitation Medicine	Allied Services Foundation	Allied Skilled Nursing Center	Allied Health Care Services (Consolidated)	Risk Retention Group	Allied Services Retirement Community	Allied Services Personal Care, Inc.	Consolidation	
									Eliminations	Consolidated
Assets										
Current Assets										
Cash and cash equivalents	\$ 5,461,507	\$ 5,984,209	\$ 142,862	\$ 750	\$ 8,611,345	\$ -	\$ 4,798	\$ 118,756	\$ (15,686,179)	\$ 4,638,048
Restricted cash, resident funds	-	-	-	121,172	161,480	-	-	-	-	282,652
Assets whose use is limited	-	-	-	-	-	53,410	-	-	-	53,410
Accounts receivable (net of estimated allowance for doubtful collections of \$2,352,000)	2,069,008	2,584,622	-	5,554,571	7,150,302	-	-	10,322	-	17,368,825
Intercompany receivables, net	1,563,066	1,279,009	32,584	578,533	3,774,028	-	-	48,837	(7,276,057)	-
Estimated third-party payor settlements	2,197,220	1,659,577	-	-	13,081	-	-	-	-	3,869,878
Inventories	253,429	52,437	-	20,413	844,976	-	-	7,365	-	1,178,620
Prepaid expenses and other current assets	316,512	92,609	-	60,279	1,990,603	-	-	-	-	2,460,003
Total current assets	11,860,742	11,652,463	175,446	6,335,718	22,545,815	53,410	4,798	185,280	(22,962,236)	29,851,436
Assets Whose Use Is Limited	-	-	5,950,841	-	1,273,669	1,971,043	5,100	-	-	9,200,653
Investments	18,523,562	7,700,279	17,304,189	2,391,899	999,531	3,544,505	-	-	-	50,463,965
Property and Equipment, Net	7,796,995	5,807,815	696,335	5,336,996	14,860,321	-	-	3,737,408	-	38,235,870
Other Assets			50,000							50,000
Deferred Financing Costs, Net	216,897	10,228	1,510	5,759	13,294	-	-	25,571	-	273,259
Total assets	<u>\$ 38,398,196</u>	<u>\$ 25,170,785</u>	<u>\$ 24,178,321</u>	<u>\$ 14,070,372</u>	<u>\$ 39,692,630</u>	<u>\$ 5,568,958</u>	<u>\$ 9,898</u>	<u>\$ 3,948,259</u>	<u>\$ (22,962,236)</u>	<u>\$ 128,075,183</u>

Allied Services Foundation and Controlled Entities

Consolidating Schedule, Balance Sheet

June 30, 2012

(See Independent Auditors' Report on Supplementary Information)

	Allied Services Institute of Rehabilitation Medicine	The John Heinz Institute of Rehabilitation Medicine	Allied Services Foundation	Allied Skilled Nursing Center	Allied Health Care Services (Consolidated)	Risk Retention Group	Allied Services Retirement Community	Allied Services Personal Care, Inc	Consolidation	
									Eliminations	Consolidated
Liabilities and Net Assets (Deficit)										
Current Liabilities										
Current maturities of long-term debt	\$ 1,593,334	\$ 790,060	\$ 106,255	\$ 544,167	\$ 433,953	\$ -	\$ -	\$ 344,805	\$ -	\$ 3,812,574
Accounts payable and accrued expenses	624,069	345,428	16,401	289,867	2,110,988	53,410	19,619	75,645	-	3,535,427
Estimated third-party payor settlements	793,406	847,496	-	676,627	2,114,900	-	-	-	-	4,432,429
Amounts due to affiliates for working capital	-	-	-	153,472	15,532,707	-	-	-	(15,686,179)	-
Intercompany payables, net	582,952	657,515	4,802,819	809,337	198,008	175,500	3,946	45,980	(7,276,057)	-
Accrued workers' compensation	-	-	-	-	1,404,000	-	-	-	-	1,404,000
Accrued payroll and related liabilities	1,309,791	1,513,508	25,663	915,372	2,574,793	-	-	57,012	-	6,396,139
Accrued interest	-	-	-	-	954	-	-	-	-	954
Resident funds	-	-	-	121,172	161,480	-	-	-	-	282,652
Total current liabilities	4,903,552	4,154,007	4,951,138	3,510,014	24,531,783	228,910	23,565	523,442	(22,962,236)	19,864,175
Long-Term Debt										
	11,204,691	832,496	114,610	544,167	2,883,971	-	-	2,410,789	-	17,990,724
Pension Liability										
	-	-	16,039,769	-	-	-	-	-	-	16,039,769
Malpractice and General Liability										
	-	-	-	-	-	2,647,469	-	-	-	2,647,469
Workers' Compensation										
	-	-	-	-	3,816,449	-	-	-	-	3,816,449
Total liabilities	16,108,243	4,986,503	21,105,517	4,054,181	31,232,203	2,876,379	23,565	2,934,231	(22,962,236)	60,358,586
Net Assets (Deficit)										
Unrestricted	22,289,953	20,184,282	(422,232)	10,016,191	8,460,427	2,692,579	(13,667)	1,014,028	-	64,221,561
Temporarily restricted	-	-	1,419,477	-	-	-	-	-	-	1,419,477
Permanently restricted	-	-	2,075,559	-	-	-	-	-	-	2,075,559
Total net assets (deficit)	22,289,953	20,184,282	3,072,804	10,016,191	8,460,427	2,692,579	(13,667)	1,014,028	-	67,716,597
Total liabilities and net assets (deficit)	\$ 38,398,196	\$ 25,170,785	\$ 24,178,321	\$ 14,070,372	\$ 39,692,630	\$ 5,568,958	\$ 9,898	\$ 3,948,259	\$ (22,962,236)	\$ 128,075,183

Allied Services Foundation and Controlled Entities

Consolidating Schedule, Statement of Operations

Year Ended June 30, 2012

(See Independent Auditors' Report on Supplementary Information)

	Allied Services Institute of Rehabilitation Medicine	The John Heinz Institute of Rehabilitation Medicine	Allied Services Foundation	Allied Skilled Nursing Center	Allied Health Care Services (Consolidated)	Risk Retention Group	Allied Services Retirement Community	Allied Services Personal Care, Inc	Consolidation	
									Eliminations	Consolidated
Unrestricted Revenues										
Net patient service revenues	\$ 35,494,066	\$ 37,125,849	\$ -	\$ 33,322,455	\$ 17,021,123	\$ -	\$ 33,529	\$ 2,287,435	\$ -	\$ 125,284,457
Pennsylvania hospital and nursing home assessments	779,087	628,524	-	1,837,955	-	-	-	-	-	3,245,566
Other revenues	1,381,413	591,120	200,283	155,567	49,847,489	1,015,000	-	42,145	(19,053,918)	34,179,099
Net assets released from restrictions	-	-	134,939	-	-	-	-	-	-	134,939
Total unrestricted revenues	37,654,566	38,345,493	335,222	35,315,977	66,868,612	1,015,000	33,529	2,329,580	(19,053,918)	162,844,061
Expenses										
Salaries, wages, and contract labor	16,169,049	18,007,432	308,068	17,113,069	40,809,514	-	11,962	778,868	-	93,197,962
Supplies and expenses	11,677,933	11,737,518	415,720	12,024,512	16,292,656	1,076,051	36,943	935,901	(19,053,918)	35,143,316
Employee benefits	3,187,672	3,679,215	70,462	4,070,749	7,523,934	-	1,702	197,571	-	18,731,305
Depreciation and amortization	1,021,015	694,708	98,895	638,946	2,382,900	-	-	190,403	-	5,026,867
Interest expense	638,715	78,357	14,412	75,108	169,495	-	-	137,570	-	1,113,657
Pennsylvania hospital and nursing home assessments	779,087	628,524	-	664,997	-	-	-	-	-	2,072,608
(Recovery of) provision for doubtful collections	105,197	233,137	-	405,000	8,335	-	-	(5,282)	-	746,387
Total expenses	33,578,668	35,058,891	907,557	34,992,381	67,186,834	1,076,051	50,607	2,235,031	(19,053,918)	156,032,102
Operating income (loss)	4,075,898	3,286,602	(572,335)	323,596	(318,222)	(61,051)	(17,078)	94,549	-	6,811,959
Investment Income (Loss)	538,660	218,791	627,690	63,615	(14,209)	197,491	43	(7)	-	1,632,074
Revenues in excess of (less than) expenses	4,614,558	3,505,393	55,355	387,211	(332,431)	136,440	(17,035)	94,542	-	8,444,033
Pension Liability Adjustment	-	-	(9,784,710)	-	-	-	-	-	-	(9,784,710)
Net Assets Released from Restrictions for Purchase of Property and Equipment	-	-	293,777	-	-	-	-	-	-	293,777
Transfers from (to) Affiliates	98,758	98,758	(323,777)	50,000	46,261	-	30,000	-	-	-
Change in unrestricted net assets (deficit)	\$ 4,713,316	\$ 3,604,151	\$ (9,759,355)	\$ 437,211	\$ (286,170)	\$ 136,440	\$ 12,965	\$ 94,542	\$ -	\$ (1,046,900)

Allied Services Foundation and Controlled Entities

Consolidating Schedule, Statement of Changes in Net Assets (Deficit)
Year Ended June 30, 2012
(See Independent Auditors' Report on Supplementary Information)

	Allied Services Institute of Rehabilitation Medicine	The John Heinz Institute of Rehabilitation Medicine	Allied Services Foundation	Allied Skilled Nursing Center	Allied Health Care Services (Consolidated)	Risk Retention Group	Allied Services Retirement Community	Allied Services Personal Care, Inc	Consolidation	
									Eliminations	Consolidated
Unrestricted Net Assets (Deficit)										
Revenues in excess of (less than) expenses	\$ 4,614,558	\$ 3,505,393	\$ 55,355	\$ 387,211	\$ (332,431)	\$ 136,440	\$ (17,035)	\$ 94,542	\$ -	\$ 8,444,033
Pension liability adjustment	-	-	(9,784,710)	-	-	-	-	-	-	(9,784,710)
Net assets released from restrictions for purchase of property and equipment	-	-	293,777	-	-	-	-	-	-	293,777
Transfers from (to) affiliates	98,758	98,758	(323,777)	50,000	46,261	-	30,000	-	-	-
Change in unrestricted net assets (deficit)	4,713,316	3,604,151	(9,759,355)	437,211	(286,170)	136,440	12,965	94,542	-	(1,046,900)
Temporarily Restricted Net Assets										
Contributions	-	-	513,877	-	-	-	-	-	-	513,877
Investment income	-	-	7,942	-	-	-	-	-	-	7,942
Net assets released from restrictions for Operations	-	-	(134,939)	-	-	-	-	-	-	(134,939)
Purchase of property and equipment	-	-	(293,777)	-	-	-	-	-	-	(293,777)
Increase in temporarily restricted net assets	-	-	93,103	-	-	-	-	-	-	93,103
Increase in Permanently Restricted Net Assets										
Contributions and investment income	-	-	14,494	-	-	-	-	-	-	14,494
Change in net assets (deficit)	4,713,316	3,604,151	(9,651,758)	437,211	(286,170)	136,440	12,965	94,542	-	(939,303)
Net Assets (Deficit), Beginning	17,576,637	16,580,131	12,724,562	9,578,980	8,746,597	2,556,139	(26,632)	919,486	-	68,655,900
Net Assets (Deficit), Ending	\$ 22,289,953	\$ 20,184,282	\$ 3,072,804	\$ 10,016,191	\$ 8,460,427	\$ 2,692,579	\$ (13,667)	\$ 1,014,028	\$ -	\$ 67,716,597

Allied Services Foundation and Controlled Entities

Combining Schedule - Allied Health Care Services Balance Sheet

June 30, 2012

(See Independent Accountants' Report on Supplementary Information)

	Vocational Services Division	ICF/MR	Allied Burnley	Subtotal	Home Office	Project Opportunity	Home Health	In Home	Mental Health Services	MAC Scranton	MAC Wilkes-Barre	Allied Pharmacy	Combination Eliminations	Combined
Assets														
Current Assets														
Cash and cash equivalents	\$ 807,237	\$ 291,121	\$ 135,915	\$ 1,234,273	\$ 4,363,353	\$ 5,986,163	\$ 1,190,330	\$ 1,083,515	\$ 28,651	\$ 704,987	\$ -	\$ 250	\$ -	\$ 8,611,345
Restricted cash - resident funds	-	156,806	-	156,806	-	-	-	-	-	3,044	-	-	-	161,480
Accounts receivable (net of estimated allowance for doubtful collections of \$542,000)	832,735	1,692,909	196,224	2,721,868	14,749	72	898,949	2,704,355	572,699	-	7,897	229,713	-	7,150,302
Intercompany receivables - net	582,008	241,848	-	823,856	3,110,510	-	219,364	106,777	51,726	46,317	84,419	175,274	(844,215)	3,774,028
Estimated third-party payor settlements	-	13,081	-	13,081	-	-	-	-	-	-	-	-	-	13,081
Inventories	240,819	5,965	9,141	255,925	15,525	-	-	-	-	-	-	573,526	-	844,976
Prepaid expenses and other current assets	57,141	642	12,281	70,064	1,218,336	1,839	5,537	182,994	28,228	26,500	7,105	450,000	-	1,990,603
Total current assets	2,519,940	2,402,372	353,561	5,275,873	8,722,473	9,527	2,314,180	4,077,641	681,304	780,848	99,421	1,428,763	(844,215)	22,545,815
Assets Whose Use Is Limited	-	-	-	-	1,220,746	52,923	-	-	-	-	-	-	-	1,273,669
Investments	985,878	-	-	985,878	-	13,653	-	-	-	-	-	-	-	999,531
Property and Equipment, Net	681,130	666,441	545,026	1,892,597	6,475,754	87,897	29,171	6,225	389,468	1,588,349	3,824,757	566,103	-	14,860,321
Deferred Financing Costs, Net	-	-	-	-	13,294	-	-	-	-	-	-	-	-	13,294
Total assets	<u>\$ 4,186,948</u>	<u>\$ 3,068,813</u>	<u>\$ 898,587</u>	<u>\$ 8,154,348</u>	<u>\$ 16,432,267</u>	<u>\$ 164,000</u>	<u>\$ 2,343,351</u>	<u>\$ 4,083,866</u>	<u>\$ 1,070,772</u>	<u>\$ 2,369,197</u>	<u>\$ 3,924,178</u>	<u>\$ 1,994,866</u>	<u>\$ (844,215)</u>	<u>\$ 39,692,630</u>
Liabilities and Net Assets (Deficit)														
Current Liabilities														
Current maturities of long-term debt	\$ 84,889	\$ 16,084	\$ -	\$ 100,973	\$ 315,209	\$ 5,277	\$ -	\$ -	\$ 12,494	\$ -	\$ -	\$ -	\$ -	\$ 433,953
Accounts payable and accrued expenses	91,299	82,575	16,530	190,404	923,673	2,884	1,514	738,246	24,878	41,923	181,163	6,303	-	2,110,988
Estimated third-party payor settlements	-	-	7,175	7,175	-	-	-	2,107,725	-	-	-	-	-	2,114,900
Amounts due to affiliates for working capital	-	1,901,039	-	1,901,039	7,163,296	-	-	406,607	-	3,235,382	1,383,201	1,443,182	-	15,532,707
Intercompany payables - net	139,258	299,056	12,856	451,170	78,123	56,022	75,845	179,597	109,358	18,221	27,311	46,576	(844,215)	198,008
Accrued workers' compensation	-	-	-	-	1,404,000	-	-	-	-	-	-	-	-	1,404,000
Accrued payroll and related liabilities	377,627	334,081	49,168	760,876	1,310,999	-	240,169	82,657	99,933	-	-	80,159	-	2,574,793
Accrued interest	-	-	-	-	-	-	-	-	-	-	-	-	-	954
Resident funds	-	156,806	-	156,806	-	1,630	-	-	-	3,044	-	-	-	161,480
Total current liabilities	693,073	2,789,641	85,729	3,568,443	11,195,300	66,767	317,528	3,514,832	246,663	3,298,570	1,591,675	1,576,220	(844,215)	24,531,783
Long-Term Debt														
Mortgages and notes payable	198,990	91,416	-	290,406	2,426,070	118,423	-	-	49,072	-	-	-	-	2,883,971
Workers' Compensation	-	-	-	-	3,816,449	-	-	-	-	-	-	-	-	3,816,449
Total liabilities	892,063	2,881,057	85,729	3,858,849	17,437,819	185,190	317,528	3,514,832	295,735	3,298,570	1,591,675	1,576,220	(844,215)	31,232,203
Net Assets (Deficit)														
Unrestricted	3,294,885	187,756	812,858	4,295,499	(1,005,552)	(21,190)	2,025,823	569,034	775,037	(929,373)	2,332,503	418,646	-	8,460,427
Total liabilities and net assets (deficit)	<u>\$ 4,186,948</u>	<u>\$ 3,068,813</u>	<u>\$ 898,587</u>	<u>\$ 8,154,348</u>	<u>\$ 16,432,267</u>	<u>\$ 164,000</u>	<u>\$ 2,343,351</u>	<u>\$ 4,083,866</u>	<u>\$ 1,070,772</u>	<u>\$ 2,369,197</u>	<u>\$ 3,924,178</u>	<u>\$ 1,994,866</u>	<u>\$ (844,215)</u>	<u>\$ 39,692,630</u>

Allied Services Foundation and Controlled Entities

Combining Schedule - Allied Health Care Services' Statement of Operations

Year Ended June 30, 2012

(See Independent Accountants' Report on Supplementary Information)

	Vocational Services Division	ICF/MR	Allied Burnley	Subtotal	Home Office	Project Opportunity	Home Health	In Home	Mental Health Services	MAC Scranton	MAC Wilkes-Barre	Allied Pharmacy	Combination	
													Eliminations	Combined
Unrestricted Revenues														
Net patient service revenues	\$ -	\$ 12,170,434	\$ -	\$ 12,170,434	\$ -	\$ -	\$ 4,850,689	\$ -	\$ -	\$ -	\$ -	\$ -	\$ -	\$ 17,021,123
Other revenues	11,553,637	119,137	1,657,030	13,329,804	17,911,755	53,635	-	12,829,812	3,267,834	545,350	957,146	7,719,484	(6,767,331)	49,847,489
Total unrestricted revenues	11,553,637	12,289,571	1,657,030	25,500,238	17,911,755	53,635	4,850,689	12,829,812	3,267,834	545,350	957,146	7,719,484	(6,767,331)	66,868,612
Expenses														
Salaries, wages, and contract labor	6,842,088	5,887,421	1,120,928	13,850,437	9,671,563	2,815	3,172,217	10,922,509	1,667,176	1,026	-	1,521,771	-	40,809,514
Supplies and expenses	3,311,969	5,092,755	373,398	8,778,122	4,749,611	39,440	903,020	1,266,212	1,178,844	309,207	389,463	5,446,068	(6,767,331)	16,292,656
Employee benefits	1,039,934	1,280,636	178,090	2,498,660	2,041,823	215	512,836	1,886,814	352,014	79	-	231,493	-	7,523,934
Depreciation and amortization	189,205	103,810	48,205	341,220	1,381,724	5,320	28,588	1,509	102,326	84,061	255,213	182,939	-	2,382,900
Interest expense	-	6,020	-	6,020	109,595	11,650	-	-	4,822	36,924	484	-	-	169,495
Provision for doubtful collections	-	-	-	-	-	114	-	-	2,716	-	-	5,505	-	8,335
Total expenses	11,383,196	12,370,642	1,720,621	25,474,459	17,954,316	59,554	4,616,661	14,077,044	3,307,898	431,297	645,160	7,387,776	(6,767,331)	67,186,834
Operating income (loss)	170,441	(81,071)	(63,591)	25,779	(42,561)	(5,919)	234,028	(1,247,232)	(40,064)	114,053	311,986	331,708	-	(318,222)
Investment Income (Loss)	(13,527)	97	75	(13,355)	-	122	1,287	(84)	(94)	(692)	(579)	(814)	-	(14,209)
Revenues in excess of (less than) expenses	156,914	(80,974)	(63,516)	12,424	(42,561)	(5,797)	235,315	(1,247,316)	(40,158)	113,361	311,407	330,894	-	(332,431)
Transfers from Affiliates	3,700	-	-	3,700	42,561	-	-	-	-	-	-	-	-	46,261
Change in unrestricted net assets (deficit)	\$ 160,614	\$ (80,974)	\$ (63,516)	\$ 16,124	\$ -	\$ (5,797)	\$ 235,315	\$ (1,247,316)	\$ (40,158)	\$ 113,361	\$ 311,407	\$ 330,894	\$ -	\$ (286,170)

Allied Services Foundation and Controlled Entities

Consolidating Schedule, Balance Sheet

June 30, 2011

(See Independent Auditors' Report on Supplementary Information)

	Allied Services Institute of Rehabilitation Medicine	The John Heinz Institute of Rehabilitation Medicine	Allied Services Foundation	Allied Skilled Nursing Center	Allied Health Care Services (Consolidated)	Risk Retention Group	Allied Services Retirement Community	Allied Services Personal Care, Inc.	Consolidation	
									Eliminations	Consolidated
Assets										
Current Assets										
Cash and cash equivalents	\$ 4,562,345	\$ 3,570,919	\$ 741,140	\$ 2,020,503	\$ 11,163,328	\$ -	\$ 2,492	\$ 199,066	\$ (13,794,378)	\$ 8,465,415
Restricted cash, resident funds	-	-	-	118,491	141,361	-	-	-	-	259,852
Assets whose use is limited	-	-	-	-	-	46,373	-	-	-	46,373
Accounts receivable (net of estimated allowance for doubtful collections of \$2,412,000)	1,813,555	2,440,117	-	4,045,042	6,049,456	-	-	2,237	-	14,350,407
Intercompany receivables, net	1,224,672	979,996	6,705	440,510	3,255,508	-	-	52,134	(5,959,525)	-
Estimated third-party payor settlements	466,627	1,719,363	-	-	-	-	-	-	-	2,185,990
Inventories	233,232	31,415	-	25,920	804,550	-	-	8,212	-	1,103,329
Prepaid expenses and other current assets	205,324	89,803	-	-	1,390,600	12,500	-	8,163	-	1,706,390
Total current assets	8,505,755	8,831,613	747,845	6,650,466	22,804,803	58,873	2,492	269,812	(19,753,903)	28,117,756
Assets Whose Use Is Limited	-	343,714	5,166,330	-	1,099,376	1,677,944	5,000	-	-	8,292,364
Investments	17,986,859	7,483,996	17,438,054	2,328,467	-	3,433,578	-	-	-	48,670,954
Property and Equipment, Net	8,264,664	5,401,141	794,389	4,985,506	14,693,181	-	-	3,910,521	-	38,049,402
Deferred Financing Costs, Net	245,813	17,047	2,350	10,909	14,922	-	-	28,980	-	320,021
Total assets	<u>\$ 35,003,091</u>	<u>\$ 22,077,511</u>	<u>\$ 24,148,968</u>	<u>\$ 13,975,348</u>	<u>\$ 38,612,282</u>	<u>\$ 5,170,395</u>	<u>\$ 7,492</u>	<u>\$ 4,209,313</u>	<u>\$ (19,753,903)</u>	<u>\$ 123,450,497</u>

Allied Services Foundation and Controlled Entities

Consolidating Schedule, Balance Sheet

June 30, 2011

(See Independent Auditors' Report on Supplementary Information)

	Allied Services Institute of Rehabilitation Medicine	The John Heinz Institute of Rehabilitation Medicine	Allied Services Foundation	Allied Skilled Nursing Center	Allied Health Care Services (Consolidated)	Risk Retention Group	Allied Services Retirement Community	Allied Services Personal Care, Inc	Consolidation	
									Eliminations	Consolidated
Liabilities and Net Assets (Deficit)										
Current Liabilities										
Current maturities of long-term debt	\$ 1,381,049	\$ 748,288	\$ 100,932	\$ 611,321	\$ 548,700	\$ -	\$ -	\$ 299,152	\$ -	\$ 3,689,442
Accounts payable and accrued expenses	591,237	409,186	142	316,980	2,469,635	46,373	23,111	114,965	-	3,971,629
Estimated third-party payor settlements	801,697	673,272	-	459,719	833,747	-	-	-	-	2,768,435
Amounts due to affiliates for working capital	-	-	-	-	13,788,510	-	5,868	-	(13,794,378)	-
Intercompany payables, net	686,613	669,115	3,587,658	801,733	91,360	50,000	5,145	67,901	(5,959,525)	-
Accrued workers' compensation	-	-	-	-	1,372,000	-	-	-	-	1,372,000
Accrued payroll and related liabilities	1,167,796	1,375,054	22,598	755,542	3,226,987	-	-	52,223	-	6,600,200
Accrued interest	-	-	-	17,627	991	-	-	-	-	18,618
Resident funds	-	-	-	118,491	141,361	-	-	-	-	259,852
Total current liabilities	4,628,392	3,874,915	3,711,330	3,081,413	22,473,291	96,373	34,124	534,241	(19,753,903)	18,680,176
Long-Term Debt										
	12,798,062	1,622,465	220,569	1,314,955	3,899,345	-	-	2,755,586	-	22,610,982
Pension Liability										
	-	-	7,492,507	-	-	-	-	-	-	7,492,507
Malpractice and General Liability										
	-	-	-	-	-	2,517,883	-	-	-	2,517,883
Workers' Compensation										
	-	-	-	-	3,493,049	-	-	-	-	3,493,049
Total liabilities	17,426,454	5,497,380	11,424,406	4,396,368	29,865,685	2,614,256	34,124	3,289,827	(19,753,903)	54,794,597
Net Assets (Deficit)										
Unrestricted	17,576,637	16,580,131	9,337,123	9,578,980	8,746,597	2,556,139	(26,632)	919,486	-	65,268,461
Temporarily restricted	-	-	1,326,374	-	-	-	-	-	-	1,326,374
Permanently restricted	-	-	2,061,065	-	-	-	-	-	-	2,061,065
Total net assets (deficit)	17,576,637	16,580,131	12,724,562	9,578,980	8,746,597	2,556,139	(26,632)	919,486	-	68,655,900
Total liabilities and net assets (deficit)	\$ 35,003,091	\$ 22,077,511	\$ 24,148,968	\$ 13,975,348	\$ 38,612,282	\$ 5,170,395	\$ 7,492	\$ 4,209,313	\$ (19,753,903)	\$ 123,450,497

Allied Services Foundation and Controlled Entities

Consolidating Schedule, Statement of Operations

Year Ended June 30, 2011

(See Independent Auditors' Report on Supplementary Information)

	Allied Services Institute of Rehabilitation Medicine	The John Heinz Institute of Rehabilitation Medicine	Allied Services Foundation	Allied Skilled Nursing Center	Allied Health Care Services (Consolidated)	Risk Retention Group	Allied Services Retirement Community	Allied Services Personal Care, Inc	Consolidation	
									Eliminations	Consolidated
Unrestricted Revenues										
Net patient service revenues	\$ 35,235,316	\$ 38,239,394	\$ -	\$ 33,449,019	\$ 16,834,939	\$ -	\$ 34,060	\$ 2,222,546	\$ -	\$ 126,015,274
Pennsylvania hospital and nursing home assessments	713,760	575,822	-	1,384,207	-	-	-	-	-	2,673,789
Other revenues	1,283,857	567,817	198,458	113,293	48,701,420	916,000	-	33,895	(18,646,982)	33,167,758
Net assets released from restrictions	-	-	110,499	-	-	-	-	-	-	110,499
Total unrestricted revenues	37,232,933	39,383,033	308,957	34,946,519	65,536,359	916,000	34,060	2,256,441	(18,646,982)	161,967,320
Expenses										
Salaries, wages, and contract labor	15,960,462	18,854,371	250,721	16,438,566	37,590,526	-	11,363	763,512	-	89,869,521
Supplies and expenses	12,423,187	11,749,516	370,738	11,520,561	16,245,028	1,562,174	43,575	890,666	(18,646,982)	36,158,463
Employee benefits	3,265,218	3,660,729	264,155	3,740,223	6,888,544	-	1,490	196,316	-	18,016,675
Depreciation and amortization	949,934	669,954	98,895	660,329	2,330,207	-	-	189,423	-	4,898,742
Interest expense	700,361	111,630	19,475	109,997	224,730	-	-	151,676	-	1,317,869
Pennsylvania hospital and nursing home assessments	713,760	575,822	-	415,639	-	-	-	-	-	1,705,221
Provision for doubtful collections	179,534	159,490	-	550,000	(6,270)	-	-	9,704	-	892,458
Total expenses	34,192,456	35,781,512	1,003,984	33,435,315	63,272,765	1,562,174	56,428	2,201,297	(18,646,982)	152,858,949
Operating income (loss)	3,040,477	3,601,521	(695,027)	1,511,204	2,263,594	(646,174)	(22,368)	55,144	-	9,108,371
Investment Income (Loss)	1,810,089	438,393	1,942,392	68,463	39,419	331,659	(33)	(50)	-	4,630,332
Revenues in excess of (less than) expenses	4,850,566	4,039,914	1,247,365	1,579,667	2,303,013	(314,515)	(22,401)	55,094	-	13,738,703
Pension Liability Adjustment	-	-	4,667,941	-	-	-	-	-	-	4,667,941
Net Assets Released from Restrictions for Purchase of Property and Equipment	-	-	191,302	-	-	-	-	-	-	191,302
Transfers from (to) Affiliates	102,416	-	413,348	88,886	(604,650)	-	-	-	-	-
Change in unrestricted net assets (deficit)	\$ 4,952,982	\$ 4,039,914	\$ 6,519,956	\$ 1,668,553	\$ 1,698,363	\$ (314,515)	\$ (22,401)	\$ 55,094	\$ -	\$ 18,597,946

Allied Services Foundation and Controlled Entities

Consolidating Schedule, Statement of Changes in Net Assets (Deficit)

Year Ended June 30, 2011

(See Independent Auditors' Report on Supplementary Information)

	Allied Services Institute of Rehabilitation Medicine	The John Heinz Institute of Rehabilitation Medicine	Allied Services Foundation	Allied Skilled Nursing Center	Allied Health Care Services (Consolidated)	Risk Retention Group	Allied Retirement Community	Allied Services Personal Care, Inc	Consolidation	
									Eliminations	Consolidated
Unrestricted Net Assets (Deficit)										
Revenues in excess of (less than) expenses	\$ 4,850,566	\$ 4,039,914	\$ 1,247,365	\$ 1,579,667	\$ 2,303,013	\$ (314,515)	\$ (22,401)	\$ 55,094	\$ -	\$ 13,738,703
Pension liability adjustment	-	-	4,667,941	-	-	-	-	-	-	4,667,941
Net assets released from restrictions for purchase of property and equipment	-	-	191,302	-	-	-	-	-	-	191,302
Transfers from (to) affiliates	102,416	-	413,348	88,886	(604,650)	-	-	-	-	-
Change in unrestricted net assets (deficit)	4,952,982	4,039,914	6,519,956	1,668,553	1,698,363	(314,515)	(22,401)	55,094	-	18,597,946
Temporarily Restricted Net Assets										
Contributions	-	-	876,373	-	-	-	-	-	-	876,373
Investment income	-	-	4,137	-	-	-	-	-	-	4,137
Net assets released from restrictions for Operations	-	-	(110,499)	-	-	-	-	-	-	(110,499)
Purchase of property and equipment	-	-	(191,302)	-	-	-	-	-	-	(191,302)
Increase in temporarily restricted net assets	-	-	578,709	-	-	-	-	-	-	578,709
Increase in Permanently Restricted Net Assets										
Contributions and investment income	-	-	66,242	-	-	-	-	-	-	66,242
Change in net assets (deficit)	4,952,982	4,039,914	7,164,907	1,668,553	1,698,363	(314,515)	(22,401)	55,094	-	19,242,897
Net Assets (Deficit), Beginning	12,623,655	12,540,217	5,559,655	7,910,427	7,048,234	2,870,654	(4,231)	864,392	-	49,413,003
Net Assets (Deficit), Ending	\$ 17,576,637	\$ 16,580,131	\$ 12,724,562	\$ 9,578,980	\$ 8,746,597	\$ 2,556,139	\$ (26,632)	\$ 919,486	\$ -	\$ 68,655,900

Allied Services Foundation and Controlled Entities

Combining Schedule - Allied Health Care Services Balance Sheet

June 30, 2011

(See Independent Auditors' Report on Supplementary Information)

	Vocational Services Division	ICF/MR	Allied Burnley	Subtotal	Home Office	Project Opportunity	Home Health	In Home	Mental Health Services	MAC Scranton	MAC Wilkes-Barre	Allied Pharmacy	Combination Eliminations	Combined
Assets														
Current Assets														
Cash and cash equivalents	\$ 1,433,931	\$ 263,706	\$ 207,693	\$ 1,905,330	\$ 6,384,973	\$ 172	\$ 1,326,616	\$ 832,473	\$ 550	\$ 712,964	\$ -	\$ 250	\$ -	\$ 11,163,328
Restricted cash - resident funds	-	137,055	-	137,055	-	1,269	-	-	-	3,037	-	-	-	141,361
Accounts receivable (net of estimated allowance for doubtful collections of \$584,000)	1,105,956	888,639	157,685	2,152,280	32,356	299	530,642	2,507,722	581,761	-	5,817	238,579	-	6,049,456
Intercompany receivables - net	556,778	174,345	3,019	734,142	2,812,496	-	166,188	89,043	38,091	41,928	-	335,620	(962,000)	3,255,508
Inventories	245,025	5,084	6,093	256,202	16,166	-	-	-	-	-	-	532,182	-	804,550
Prepaid expenses and other current assets	59,043	802	11,000	70,845	785,839	1,761	5,543	13,288	27,320	30,113	5,891	450,000	-	1,390,600
Total current assets	3,400,733	1,469,631	385,490	5,255,854	10,031,830	3,501	2,028,989	3,442,526	647,722	788,042	11,708	1,556,631	(962,000)	22,804,803
Assets Whose Use Is Limited	-	-	-	-	1,035,074	64,302	-	-	-	-	-	-	-	1,099,376
Property and Equipment, Net	771,883	680,157	569,503	2,021,543	5,760,157	93,217	51,645	7,734	490,495	1,648,061	3,871,287	749,042	-	14,693,181
Deferred Financing Costs, Net	-	-	-	-	14,922	-	-	-	-	-	-	-	-	14,922
Total assets	<u>\$ 4,172,616</u>	<u>\$ 2,149,788</u>	<u>\$ 954,993</u>	<u>\$ 7,277,397</u>	<u>\$ 16,841,983</u>	<u>\$ 161,020</u>	<u>\$ 2,080,634</u>	<u>\$ 3,450,260</u>	<u>\$ 1,138,217</u>	<u>\$ 2,436,103</u>	<u>\$ 3,882,995</u>	<u>\$ 2,305,673</u>	<u>\$ (962,000)</u>	<u>\$ 38,612,282</u>
Liabilities and Net Assets (Deficit)														
Current Liabilities														
Current maturities of long-term debt	\$ 76,557	\$ 82,900	\$ -	\$ 159,457	\$ 261,556	\$ 4,813	\$ -	\$ -	\$ 11,652	\$ 83,785	\$ 27,437	\$ -	\$ -	\$ 548,700
Accounts payable and accrued expenses	202,397	72,960	21,528	296,885	1,230,657	3,365	(835)	692,568	22,858	32,658	162,955	28,524	-	2,469,635
Estimated third-party payor settlements	-	49,879	3,413	53,292	-	-	-	769,000	11,455	-	-	-	-	833,747
Amounts due to affiliates for working capital	-	833,659	-	833,659	6,480,697	-	-	-	39,188	2,688,373	1,667,126	2,079,467	-	13,788,510
Intercompany payables - net	166,089	418,425	11,985	596,499	59,643	42,275	89,437	104,910	100,398	17,478	4,381	38,339	(962,000)	91,360
Accrued workers' compensation	-	-	-	-	1,372,000	-	-	-	-	-	-	-	-	1,372,000
Accrued payroll and related liabilities	314,267	246,406	41,693	602,366	2,207,974	-	201,524	67,432	76,100	-	-	71,591	-	3,228,987
Accrued interest	-	-	-	-	-	991	-	-	-	-	-	-	-	991
Resident funds	-	137,055	-	137,055	-	1,269	-	-	-	3,037	-	-	-	141,361
Total current liabilities	759,310	1,841,284	78,619	2,679,213	11,612,527	52,713	290,126	1,633,910	261,651	2,825,331	1,861,899	2,217,921	(962,000)	22,473,291
Long-Term Debt														
Mortgages and notes payable	279,035	39,774	-	318,809	2,741,959	123,700	-	-	61,371	653,506	-	-	-	3,899,345
Workers' Compensation	-	-	-	-	3,493,049	-	-	-	-	-	-	-	-	3,493,049
Total liabilities	1,038,345	1,881,058	78,619	2,998,022	17,847,535	176,413	290,126	1,633,910	323,022	3,478,837	1,861,899	2,217,921	(962,000)	29,865,685
Net Assets (Deficit)														
Unrestricted	<u>3,134,271</u>	<u>268,730</u>	<u>876,374</u>	<u>4,279,375</u>	<u>(1,005,552)</u>	<u>(15,393)</u>	<u>1,790,508</u>	<u>1,816,350</u>	<u>815,195</u>	<u>(1,042,734)</u>	<u>2,021,096</u>	<u>87,752</u>	<u>-</u>	<u>8,746,597</u>
Total liabilities and net assets (deficit)	<u>\$ 4,172,616</u>	<u>\$ 2,149,788</u>	<u>\$ 954,993</u>	<u>\$ 7,277,397</u>	<u>\$ 16,841,983</u>	<u>\$ 161,020</u>	<u>\$ 2,080,634</u>	<u>\$ 3,450,260</u>	<u>\$ 1,138,217</u>	<u>\$ 2,436,103</u>	<u>\$ 3,882,995</u>	<u>\$ 2,305,673</u>	<u>\$ (962,000)</u>	<u>\$ 38,612,282</u>

Allied Services Foundation and Controlled Entities

Combining Schedule - Allied Health Care Services- Statement of Operations

Year Ended June 30, 2011

(See Independent Auditors' Report on Supplementary Information)

	Vocational Services Division	ICF/MR	Allied Burnley	Subtotal	Home Office	Project Opportunity	Home Health	In Home	Mental Health Services	MAC Scranton	MAC Wilkes-Barre	Allied Pharmacy	Combination	
													Eliminations	Combined
Unrestricted Revenues														
Net patient service revenues	\$ -	\$ 12,026,860	\$ -	\$ 12,026,860	\$ -	\$ -	\$ 4,808,079	\$ -	\$ -	\$ -	\$ -	\$ -	\$ -	\$ 16,834,939
Other revenues	10,771,978	111,615	1,723,909	12,607,502	16,796,786	51,606	-	13,121,813	3,129,800	532,359	943,578	8,070,180	(6,552,204)	48,701,420
Total unrestricted revenues	10,771,978	12,138,475	1,723,909	24,634,362	16,796,786	51,606	4,808,079	13,121,813	3,129,800	532,359	943,578	8,070,180	(6,552,204)	65,536,359
Expenses														
Salaries, wages, and contract labor	5,957,068	5,699,485	1,075,067	12,731,620	8,778,685	4,466	3,036,389	10,103,256	1,423,605	923	-	1,511,582	-	37,590,526
Supplies and expenses	3,158,118	5,113,545	378,774	8,650,437	4,718,117	39,944	863,013	1,168,613	1,127,739	299,630	276,003	5,653,736	(6,552,204)	16,245,028
Employee benefits	961,792	1,216,616	171,119	2,349,527	1,837,632	343	565,848	1,598,239	328,322	71	-	208,562	-	6,888,544
Depreciation and amortization	202,415	119,299	54,771	376,485	1,360,969	5,252	30,906	854	89,330	90,576	281,528	94,307	-	2,330,207
Interest expense	-	8,499	(470)	8,029	147,224	12,077	-	-	5,590	45,468	6,342	-	-	224,730
Provision for doubtful collections	-	-	-	-	-	241	-	(19,000)	8,989	-	-	3,500	-	(6,270)
Total expenses	10,279,393	12,157,444	1,679,261	24,116,098	16,842,627	62,323	4,496,156	12,851,962	2,983,575	436,668	563,873	7,471,687	(6,552,204)	63,272,765
Operating income (loss)	492,585	(18,969)	44,648	518,264	(45,841)	(10,717)	311,923	269,851	146,225	95,691	379,705	598,493	-	2,263,594
Investment Income (Loss)	2,965	647	-	3,612	45,847	209	2,797	341	116	(4,628)	(4,521)	(4,354)	-	39,419
Revenues in excess of (less than) expenses	495,550	(18,322)	44,648	521,876	6	(10,508)	314,720	270,192	146,341	91,063	375,184	594,139	-	2,303,013
Transfers to Affiliates	-	-	-	-	(604,650)	-	-	-	-	-	-	-	-	(604,650)
Change in unrestricted net assets (deficit)	\$ 495,550	\$ (18,322)	\$ 44,648	\$ 521,876	\$ (604,644)	\$ (10,508)	\$ 314,720	\$ 270,192	\$ 146,341	\$ 91,063	\$ 375,184	\$ 594,139	\$ -	\$ 1,698,363