



See a Social Security Number? Say Something!
Report Privacy Problems to <https://public.resource.org/privacy>
Or call the IRS Identity Theft Hotline at 1-800-908-4490



Form 990-PF

Return of Private Foundation
or Section 4947(a)(1) Nonexempt Charitable Trust
Treated as a Private Foundation

OMB No 1545-0052

2011

Department of the Treasury
Internal Revenue Service

Note. The foundation may be able to use a copy of this return to satisfy state reporting requirements

For calendar year 2011, or tax year beginning 07-01-2011 , and ending 06-30-2012

G Check all that apply

☐ Initial return

☐ Initial return of a former public charity

☐ Final return

☐ Amended return

☐ Address change

☐ Name change

Name of foundation
THE HELP SOM-CHILD FOUNDATION INC

Number and street (or P O box number if mail is not delivered to street address)
810 SEVENTH AVENUE - 29 FL

Room/suite

City or town, state, and ZIP code
NEW YORK, NY 10019

A Employer identification number
13-3319142

B Telephone number (see page 10 of the instructions)
(212) 581-9340

C If exemption application is pending, check here

D 1. Foreign organizations, check here

2. Foreign organizations meeting the 85% test, check here and attach computation

E If private foundation status was terminated under section 507(b)(1)(A), check here

F If the foundation is in a 60-month termination under section 507(b)(1)(B), check here

H Check type of organization

☒ Section 501(c)(3) exempt private foundation

☐ Section 4947(a)(1) nonexempt charitable trust

☐ Other taxable private foundation

I Fair market value of all assets at end of year (from Part II, col. (c), line 16)

J Accounting method

\$ 1,301,775




☒ Cash

☐ Accrual

Other (specify)

(Part I, column (d) must be on cash basis.)

Part I Analysis of Revenue and Expenses (The total of amounts in columns (b), (c), and (d) may not necessarily equal the amounts in column (a) (see page 11 of the instructions))		(a) Revenue and expenses per books	(b) Net investment income	(c) Adjusted net income	(d) Disbursements for charitable purposes (cash basis only)
Revenue	1 Contributions, gifts, grants, etc , received (attach schedule)	190			
	2 Check <input checked="" type="checkbox"/> if the foundation is not required to attach Sch B				
	3 Interest on savings and temporary cash investments	8	8	8	
	4 Dividends and interest from securities.	29,926	29,926	29,926	
	5a Gross rents				
	b Net rental income or (loss) _____				
	6a Net gain or (loss) from sale of assets not on line 10	25,912			
	b Gross sales price for all assets on line 6a _____ 328,014				
	7 Capital gain net income (from Part IV , line 2)		25,912		
	8 Net short-term capital gain				
	9 Income modifications				
	10a Gross sales less returns and allowances				
Operating and Administrative Expenses	b Less Cost of goods sold				
	c Gross profit or (loss) (attach schedule)				
	11 Other income (attach schedule)				
	12 Total. Add lines 1 through 11	56,036	55,846	29,934	
	13 Compensation of officers, directors, trustees, etc				
	14 Other employee salaries and wages				
	15 Pension plans, employee benefits				
	16a Legal fees (attach schedule)				
	b Accounting fees (attach schedule)				
	c Other professional fees (attach schedule)				
	17 Interest				
	18 Taxes (attach schedule) (see page 14 of the instructions)	2,500			
	19 Depreciation (attach schedule) and depletion				
	20 Occupancy				
	21 Travel, conferences, and meetings				
	22 Printing and publications				
	23 Other expenses (attach schedule)	5,693	5,693	5,693	
	24 Total operating and administrative expenses.				
	Add lines 13 through 23	8,193	5,693	5,693	0
	25 Contributions, gifts, grants paid	57,270			57,270
	26 Total expenses and disbursements. Add lines 24 and 25	65,463	5,693	5,693	57,270
	27 Subtract line 26 from line 12				
	a Excess of revenue over expenses and disbursements	-9,427			
	b Net investment income (if negative, enter -0-)		50,153		
	c Adjusted net income (if negative, enter -0-)			24,241	

Part II Balance Sheets		Attached schedules and amounts in the description column should be for end-of-year amounts only (See instructions)	Beginning of year	End of year	
			(a) Book Value	(b) Book Value	(c) Fair Market Value
Assets	1	Cash—non-interest-bearing			
	2	Savings and temporary cash investments	38,571	124,652	124,652
	3	Accounts receivable ▶ _____ Less allowance for doubtful accounts ▶ _____			
	4	Pledges receivable ▶ _____ Less allowance for doubtful accounts ▶ _____			
	5	Grants receivable			
	6	Receivables due from officers, directors, trustees, and other disqualified persons (attach schedule) (see page 15 of the instructions)			
	7	Other notes and loans receivable (attach schedule) ▶ _____ Less allowance for doubtful accounts ▶ _____			
	8	Inventories for sale or use			
	9	Prepaid expenses and deferred charges			
	10a	Investments—U S and state government obligations (attach schedule)			
	b	Investments—corporate stock (attach schedule)	433,251 	435,029	572,969
	c	Investments—corporate bonds (attach schedule).	435,849 	331,688	342,421
	11	Investments—land, buildings, and equipment basis ▶ _____ Less accumulated depreciation (attach schedule) ▶ _____			
	12	Investments—mortgage loans			
	13	Investments—other (attach schedule)	218,640 	225,515	261,733
	14	Land, buildings, and equipment basis ▶ _____ Less accumulated depreciation (attach schedule) ▶ _____			
15	Other assets (describe ▶ _____)				
16	Total assets (to be completed by all filers—see the instructions Also, see page 1, item I)	1,126,311	1,116,884	1,301,775	
Liabilities	17	Accounts payable and accrued expenses			
	18	Grants payable			
	19	Deferred revenue			
	20	Loans from officers, directors, trustees, and other disqualified persons			
	21	Mortgages and other notes payable (attach schedule)			
	22	Other liabilities (describe ▶ _____)			
	23	Total liabilities (add lines 17 through 22)		0	
Net Assets or Fund Balances	Foundations that follow SFAS 117, check here ▶ <input type="checkbox"/> and complete lines 24 through 26 and lines 30 and 31.				
	24	Unrestricted			
	25	Temporarily restricted			
	26	Permanently restricted			
	Foundations that do not follow SFAS 117, check here ▶ <input checked="" type="checkbox"/> and complete lines 27 through 31.				
	27	Capital stock, trust principal, or current funds			
	28	Paid-in or capital surplus, or land, bldg , and equipment fund			
	29	Retained earnings, accumulated income, endowment, or other funds	1,126,311	1,116,884	
	30	Total net assets or fund balances (see page 17 of the instructions)	1,126,311	1,116,884	
31	Total liabilities and net assets/fund balances (see page 17 of the instructions)	1,126,311	1,116,884		

Part III Analysis of Changes in Net Assets or Fund Balances

1	Total net assets or fund balances at beginning of year—Part II, column (a), line 30 (must agree with end-of-year figure reported on prior year’s return)	1	1,126,311
2	Enter amount from Part I, line 27a	2	-9,427
3	Other increases not included in line 2 (itemize) ▶ _____	3	
4	Add lines 1, 2, and 3	4	1,116,884
5	Decreases not included in line 2 (itemize) ▶ _____	5	
6	Total net assets or fund balances at end of year (line 4 minus line 5)—Part II, column (b), line 30	6	1,116,884

Part IV Capital Gains and Losses for Tax on Investment Income

(a) List and describe the kind(s) of property sold (e g , real estate, 2-story brick warehouse, or common stock, 200 shs MLC Co)		(b) How acquired P—Purchase D—Donation	(c) Date acquired (mo , day, yr)	(d) Date sold (mo , day, yr)
1 a				
b Capital Gain Dividends				
c SEE ATTACHED SCHEDULE		P	2005-01-01	2011-01-01
d SEE ATTACHED SCHEDULE		P	2011-01-01	2011-01-01
e				

(e) Gross sales price	(f) Depreciation allowed (or allowable)	(g) Cost or other basis plus expense of sale	(h) Gain or (loss) (e) plus (f) minus (g)
a			1,497
b			
c 258,619		223,160	35,459
d 67,898		78,942	-11,044
e			

Complete only for assets showing gain in column (h) and owned by the foundation on 12/31/69

(i) F M V as of 12/31/69	(j) Adjusted basis as of 12/31/69	(k) Excess of col (i) over col (j), if any	(l) Gains (Col (h) gain minus col (k), but not less than -0-) or Losses (from col (h))
a			
b			
c			35,459
d			-11,044
e			

2 Capital gain net income or (net capital loss)	{ If gain, also enter in Part I, line 7 If (loss), enter -0- in Part I, line 7 }	2	25,912
3 Net short-term capital gain or (loss) as defined in sections 1222(5) and (6) If gain, also enter in Part I, line 8, column (c) (see pages 13 and 17 of the instructions) If (loss), enter -0- in Part I, line 8		3	-11,044

Part V Qualification Under Section 4940(e) for Reduced Tax on Net Investment Income

(For optional use by domestic private foundations subject to the section 4940(a) tax on net investment income)

If section 4940(d)(2) applies, leave this part blank

Was the foundation liable for the section 4942 tax on the distributable amount of any year in the base period? ☐ Yes ☒ No

If "Yes," the foundation does not qualify under section 4940(e) Do not complete this part

1 Enter the appropriate amount in each column for each year, see page 18 of the instructions before making any entries

(a) Base period years Calendar year (or tax year beginning in)	(b) Adjusted qualifying distributions	(c) Net value of noncharitable-use assets	(d) Distribution ratio (col (b) divided by col (c))
2010	71,464	1,314,489	0 05437
2009	69,470	1,358,205	0 05115
2008	74,987	1,367,183	0 05485
2007	73,780	2,061,409	0 03579
2006	98,235	2,047,156	0 04799

2 Total of line 1, column (d).	2	0 24414
3 Average distribution ratio for the 5-year base period—divide the total on line 2 by 5, or by the number of years the foundation has been in existence if less than 5 years	3	0 04883
4 Enter the net value of noncharitable-use assets for 2011 from Part X, line 5.	4	1,302,632
5 Multiply line 4 by line 3.	5	63,605
6 Enter 1% of net investment income (1% of Part I, line 27b).	6	502
7 Add lines 5 and 6.	7	64,107
8 Enter qualifying distributions from Part XII, line 4.	8	57,270

If line 8 is equal to or greater than line 7, check the box in Part VI, line 1b, and complete that part using a 1% tax rate See the Part VI instructions on page 18

Part VIExcise Tax Based on Investment Income (Section 4940(a), 4940(b), 4940(e), or 4948—see page 18 of the instructions)









1a		Exempt operating foundations described in section 4940(d)(2), check here <input type="checkbox"/> and enter "N/A" on line 1			
		Date of ruling or determination letter _____ (attach copy of letter if necessary—see instructions)			
b		Domestic foundations that meet the section 4940(e) requirements in Part V, check here <input type="checkbox"/> and enter 1% of Part I, line 27b		1	1,003
c		All other domestic foundations enter 2% of line 27b Exempt foreign organizations enter 4% of Part I, line 12, col (b)			
2		Tax under section 511 (domestic section 4947(a)(1) trusts and taxable foundations only Others enter -0-)		2	
3		Add lines 1 and 2.		3	1,003
4		Subtitle A (income) tax (domestic section 4947(a)(1) trusts and taxable foundations only Others enter -0-)		4	
5		Tax based on investment income. Subtract line 4 from line 3 If zero or less, enter -0-		5	1,003
6		Credits/Payments			
a		2011 estimated tax payments and 2010 overpayment credited to 2011	6a	2,834	
b		Exempt foreign organizations—tax withheld at source	6b		
c		Tax paid with application for extension of time to file (Form 8868)	6c		
d		Backup withholding erroneously withheld	6d		
7		Total credits and payments Add lines 6a through 6d.		7	2,834
8		Enter any penalty for underpayment of estimated tax Check here <input type="checkbox"/> if Form 2220 is attached		8	
9		Tax due. If the total of lines 5 and 8 is more than line 7, enter amount owed		9	
10		Overpayment. If line 7 is more than the total of lines 5 and 8, enter the amount overpaid.		10	1,831
11		Enter the amount of line 10 to be Credited to 2012 estimated tax <input type="checkbox"/> 1,831	Refunded <input type="checkbox"/>	11	

Part VII-AStatements Regarding Activities

1a	During the tax year, did the foundation attempt to influence any national, state, or local legislation or did it participate or intervene in any political campaign?		Yes	No
		1a		No
b	Did it spend more than \$100 during the year (either directly or indirectly) for political purposes (see page 19 of the instructions for definition)? If the answer is "Yes" to 1a or 1b, attach a detailed description of the activities and copies of any materials published or distributed by the foundation in connection with the activities.	1b		No
c	Did the foundation file Form 1120-POL for this year?	1c		No
d	Enter the amount (if any) of tax on political expenditures (section 4955) imposed during the year (1) On the foundation <input type="checkbox"/> \$ _____ (2) On foundation managers <input type="checkbox"/> \$ _____			
e	Enter the reimbursement (if any) paid by the foundation during the year for political expenditure tax imposed on foundation managers <input type="checkbox"/> \$ _____			
2	Has the foundation engaged in any activities that have not previously been reported to the IRS? If "Yes," attach a detailed description of the activities.	2		No
3	Has the foundation made any changes, not previously reported to the IRS, in its governing instrument, articles of incorporation, or bylaws, or other similar instruments? If "Yes," attach a conformed copy of the changes	3		No
4a	Did the foundation have unrelated business gross income of \$1,000 or more during the year?	4a		No
b	If "Yes," has it filed a tax return on Form 990-T for this year?	4b		No
5	Was there a liquidation, termination, dissolution, or substantial contraction during the year? If "Yes," attach the statement required by General Instruction T.	5		No
6	Are the requirements of section 508(e) (relating to sections 4941 through 4945) satisfied either • By language in the governing instrument, or • By state legislation that effectively amends the governing instrument so that no mandatory directions that conflict with the state law remain in the governing instrument?	6	Yes	
7	Did the foundation have at least \$5,000 in assets at any time during the year? If "Yes," complete Part II, col (c), and Part XV	7	Yes	
8a	Enter the states to which the foundation reports or with which it is registered (see page 19 of the instructions) <input type="checkbox"/> NY _____			
b	If the answer is "Yes" to line 7, has the foundation furnished a copy of Form 990-PF to the Attorney General (or designate) of each state as required by General Instruction G? If "No," attach explanation .	8b	Yes	
9	Is the foundation claiming status as a private operating foundation within the meaning of section 4942(j)(3) or 4942(j)(5) for calendar year 2011 or the taxable year beginning in 2011 (see instructions for Part XIV on page 27)? If "Yes," complete Part XIV	9		No
10	Did any persons become substantial contributors during the tax year? If "Yes," attach a schedule listing their names and addresses	10		No




















Part VII-A

Statements Regarding Activities *(continued)*

11	At any time during the year, did the foundation, directly or indirectly, own a controlled entity within the meaning of section 512(b)(13)? If "Yes," attach schedule (see page 20 of the instructions).	11		No
12	Did the foundation acquire a direct or indirect interest in any applicable insurance contract before August 17, 2008?	12		No
13	Did the foundation comply with the public inspection requirements for its annual returns and exemption application? Website address  N/A	13	Yes	
14	The books are in care of  THE FOUNDATION Telephone no  (212) 581-9340 Located at  810 SEVENTH AVENUE - 29 FL NEW YORK NY ZIP +4  10019			
15	Section 4947(a)(1) nonexempt charitable trusts filing Form 990-PF in lieu of Form 1041 —Check here  and enter the amount of tax-exempt interest received or accrued during the year.  15			
16	At any time during calendar year 2011, did the foundation have an interest in or a signature or other authority over a bank, securities, or other financial account in a foreign country?		Yes	No
		16		No
See the instructions for exceptions and filing requirements for Form TD F 90-22.1 If "Yes", enter the name of the foreign country 				

Part VII-B

Statements Regarding Activities for Which Form 4720 May Be Required

File Form 4720 if any item is checked in the "Yes" column, unless an exception applies.			Yes	No
1a	During the year did the foundation (either directly or indirectly) (1) Engage in the sale or exchange, or leasing of property with a disqualified person?  Yes  No (2) Borrow money from, lend money to, or otherwise extend credit to (or accept it from) a disqualified person?.  Yes  No (3) Furnish goods, services, or facilities to (or accept them from) a disqualified person?  Yes  No (4) Pay compensation to, or pay or reimburse the expenses of, a disqualified person?  Yes  No (5) Transfer any income or assets to a disqualified person (or make any of either available for the benefit or use of a disqualified person)?.  Yes  No (6) Agree to pay money or property to a government official? (Exception. Check "No" if the foundation agreed to make a grant to or to employ the official for a period after termination of government service, if terminating within 90 days).  Yes  No			
b	If any answer is "Yes" to 1a(1)–(6), did any of the acts fail to qualify under the exceptions described in Regulations section 53.4941(d)-3 or in a current notice regarding disaster assistance (see page 20 of the instructions)?. Organizations relying on a current notice regarding disaster assistance check here. 	1b		No
c	Did the foundation engage in a prior year in any of the acts described in 1a, other than excepted acts, that were not corrected before the first day of the tax year beginning in 2011?.	1c		No
2	Taxes on failure to distribute income (section 4942) (does not apply for years the foundation was a private operating foundation defined in section 4942(j)(3) or 4942(j)(5))			
a	At the end of tax year 2011, did the foundation have any undistributed income (lines 6d and 6e, Part XIII) for tax year(s) beginning before 2011?.  Yes  No If "Yes," list the years  20____, 20____, 20____, 20____			
b	Are there any years listed in 2a for which the foundation is not applying the provisions of section 4942(a)(2) (relating to incorrect valuation of assets) to the year's undistributed income? (If applying section 4942(a)(2) to all years listed, answer "No" and attach statement—see page 20 of the instructions).	2b		No
c	If the provisions of section 4942(a)(2) are being applied to any of the years listed in 2a, list the years here  20____, 20____, 20____, 20____			
3a	Did the foundation hold more than a 2% direct or indirect interest in any business enterprise at any time during the year?.  Yes  No			
b	If "Yes," did it have excess business holdings in 2011 as a result of (1) any purchase by the foundation or disqualified persons after May 26, 1969, (2) the lapse of the 5-year period (or longer period approved by the Commissioner under section 4943(c)(7)) to dispose of holdings acquired by gift or bequest, or (3) the lapse of the 10-, 15-, or 20-year first phase holding period? (<i>Use Schedule C, Form 4720, to determine if the foundation had excess business holdings in 2011.</i>).	3b		No
4a	Did the foundation invest during the year any amount in a manner that would jeopardize its charitable purposes?	4a		No
b	Did the foundation make any investment in a prior year (but after December 31, 1969) that could jeopardize its charitable purpose that had not been removed from jeopardy before the first day of the tax year beginning in 2011?	4b		No

Part VII-B

Statements Regarding Activities for Which Form 4720 May Be Required (continued)

5a	During the year did the foundation pay or incur any amount to			
	(1) Carry on propaganda, or otherwise attempt to influence legislation (section 4945(e))?	<input type="checkbox"/> Yes	<input checked="" type="checkbox"/> No	
	(2) Influence the outcome of any specific public election (see section 4955), or to carry on, directly or indirectly, any voter registration drive?	<input type="checkbox"/> Yes	<input checked="" type="checkbox"/> No	
	(3) Provide a grant to an individual for travel, study, or other similar purposes?	<input type="checkbox"/> Yes	<input checked="" type="checkbox"/> No	
	(4) Provide a grant to an organization other than a charitable, etc , organization described in section 509(a)(1), (2), or (3), or section 4940(d)(2)? (see page 22 of the instructions).	<input type="checkbox"/> Yes	<input checked="" type="checkbox"/> No	
	(5) Provide for any purpose other than religious, charitable, scientific, literary, or educational purposes, or for the prevention of cruelty to children or animals?	<input type="checkbox"/> Yes	<input checked="" type="checkbox"/> No	
b	If any answer is "Yes" to 5a(1)–(5), did any of the transactions fail to qualify under the exceptions described in Regulations section 53.4945 or in a current notice regarding disaster assistance (see page 22 of the instructions)? Organizations relying on a current notice regarding disaster assistance check here.	5b		No
c	If the answer is "Yes" to question 5a(4), does the foundation claim exemption from the tax because it maintained expenditure responsibility for the grant? <i>If "Yes," attach the statement required by Regulations section 53.4945–5(d).</i>			
6a	Did the foundation, during the year, receive any funds, directly or indirectly, to pay premiums on a personal benefit contract?			
b	Did the foundation, during the year, pay premiums, directly or indirectly, on a personal benefit contract? <i>If "Yes" to 6b, file Form 8870.</i>	6b		No
7a	At any time during the tax year, was the foundation a party to a prohibited tax shelter transaction?			
b	If yes, did the foundation receive any proceeds or have any net income attributable to the transaction?	7b		No

Part VIII

Information About Officers, Directors, Trustees, Foundation Managers, Highly Paid Employees, and Contractors

1 List all officers, directors, trustees, foundation managers and their compensation (see page 22 of the instructions).				
(a) Name and address	(b) Title, and average hours per week devoted to position	(c) Compensation (If not paid, enter -0-)	(d) Contributions to employee benefit plans and deferred compensation	(e) Expense account, other allowances
DOROTHY WAITS	Secretary	0		
810 SEVENTH AVENUE NEW YORK, NY 10019	0 00			
FRANK J STELLA	Treasurer	0		
810 SEVENTH AVENUE NEW YORK, NY 10019	0 00			
BEVERLY SOMMER	Vice President	0		
810 SEVENTH AVENUE NEW YORK, NY 10019	0 00			
AMY MORGAN SOMMER	President	0		
1112 MONTANA AVENUE 610 SANTA MONICA, CA 90403	0 00			
2 Compensation of five highest-paid employees (other than those included on line 1—see page 23 of the instructions). If none, enter "NONE."				
(a) Name and address of each employee paid more than \$50,000	(b) Title, and average hours per week devoted to position	(c) Compensation	(d) Contributions to employee benefit plans and deferred compensation	(e) Expense account, other allowances
NONE				
Total number of other employees paid over \$50,000.				

Part VIII

Information About Officers, Directors, Trustees, Foundation Managers, Highly Paid Employees, and Contractors (continued)

3 Five highest-paid independent contractors for professional services (see page 23 of the instructions). If none, enter "NONE".

(a) Name and address of each person paid more than \$50,000	(b) Type of service	(c) Compensation
NONE		

Total number of others receiving over \$50,000 for professional services. ▶

Part IX-A

Summary of Direct Charitable Activities

List the foundation's four largest direct charitable activities during the tax year. Include relevant statistical information such as the number of organizations and other beneficiaries served, conferences convened, research papers produced, etc.

	Expenses
1	
2	
3	
4	

Part IX-B

Summary of Program-Related Investments (see page 23 of the instructions)

Describe the two largest program-related investments made by the foundation during the tax year on lines 1 and 2	Amount
1	
2	
All other program-related investments. See page 24 of the instructions	
3	

Total. Add lines 1 through 3. ▶

Part X

Minimum Investment Return (All domestic foundations must complete this part. Foreign foundations, see page 24 of the instructions.)

1	Fair market value of assets not used (or held for use) directly in carrying out charitable, etc , purposes		
a	Average monthly fair market value of securities.	1a	1,242,679
b	Average of monthly cash balances.	1b	79,790
c	Fair market value of all other assets (see page 24 of the instructions).	1c	0
d	Total (add lines 1a, b, and c).	1d	1,322,469
e	Reduction claimed for blockage or other factors reported on lines 1a and 1c (attach detailed explanation).	1e	0
2	Acquisition indebtedness applicable to line 1 assets.	2	
3	Subtract line 2 from line 1d.	3	1,322,469
4	Cash deemed held for charitable activities Enter 1 1/2% of line 3 (for greater amount, see page 25 of the instructions).	4	19,837
5	Net value of noncharitable-use assets. Subtract line 4 from line 3 Enter here and on Part V, line 4	5	1,302,632
6	Minimum investment return. Enter 5% of line 5.	6	65,132

Part XI

Distributable Amount (see page 25 of the instructions) (Section 4942(j)(3) and (j)(5) private operating foundations and certain foreign organizations check here ☒ and do not complete this part.)

1	Minimum investment return from Part X, line 6.	1	65,132
2a	Tax on investment income for 2011 from Part VI, line 5.	2a	1,003
b	Income tax for 2011 (This does not include the tax from Part VI).	2b	
c	Add lines 2a and 2b.	2c	1,003
3	Distributable amount before adjustments Subtract line 2c from line 1.	3	64,129
4	Recoveries of amounts treated as qualifying distributions.	4	
5	Add lines 3 and 4.	5	64,129
6	Deduction from distributable amount (see page 25 of the instructions).	6	
7	Distributable amount as adjusted Subtract line 6 from line 5 Enter here and on Part XIII, line 1.	7	64,129

Part XII

Qualifying Distributions (see page 25 of the instructions)

1	Amounts paid (including administrative expenses) to accomplish charitable, etc , purposes		
a	Expenses, contributions, gifts, etc —total from Part I, column (d), line 26.	1a	57,270
b	Program-related investments—total from Part IX-B.	1b	
2	Amounts paid to acquire assets used (or held for use) directly in carrying out charitable, etc , purposes.	2	
3	Amounts set aside for specific charitable projects that satisfy the		
a	Suitability test (prior IRS approval required).	3a	
b	Cash distribution test (attach the required schedule).	3b	
4	Qualifying distributions. Add lines 1a through 3b Enter here and on Part V, line 8, and Part XIII, line 4	4	57,270
5	Foundations that qualify under section 4940(e) for the reduced rate of tax on net investment income Enter 1% of Part I, line 27b (see page 26 of the instructions).	5	
6	Adjusted qualifying distributions. Subtract line 5 from line 4.	6	57,270
Note: The amount on line 6 will be used in Part V, column (b), in subsequent years when calculating whether the foundation qualifies for the section 4940(e) reduction of tax in those years			

Part XIII

Undistributed Income (see page 26 of the instructions)

		(a) Corpus	(b) Years prior to 2010	(c) 2010	(d) 2011
1	Distributable amount for 2011 from Part XI, line 7				64,129
2	Undistributed income, if any, as of the end of 2011				
a	Enter amount for 2010 only.				
b	Total for prior years 20____, 20____, 20____				
3	Excess distributions carryover, if any, to 2011				
a	From 2006.				
b	From 2007.				
c	From 2008. 6,760				
d	From 2009. 3,192				
e	From 2010. 7,512				
f	Total of lines 3a through e.	17,464			
4	Qualifying distributions for 2011 from Part XII, line 4 ▶ \$ 57,270				
a	Applied to 2010, but not more than line 2a				
b	Applied to undistributed income of prior years (Election required—see page 26 of the instructions)				
c	Treated as distributions out of corpus (Election required—see page 26 of the instructions). . .	0			
d	Applied to 2011 distributable amount.				57,270
e	Remaining amount distributed out of corpus				
5	Excess distributions carryover applied to 2011 (If an amount appears in column (d), the same amount must be shown in column (a).)	6,859			6,859
6	Enter the net total of each column as indicated below:				
a	Corpus Add lines 3f, 4c, and 4e Subtract line 5	10,605			
b	Prior years' undistributed income Subtract line 4b from line 2b.				
c	Enter the amount of prior years' undistributed income for which a notice of deficiency has been issued, or on which the section 4942(a) tax has been previously assessed.				
d	Subtract line 6c from line 6b Taxable amount—see page 27 of the instructions . . .				
e	Undistributed income for 2010 Subtract line 4a from line 2a Taxable amount—see page 27 of the instructions				
f	Undistributed income for 2011 Subtract lines 4d and 5 from line 1 This amount must be distributed in 2011.				0
7	Amounts treated as distributions out of corpus to satisfy requirements imposed by section 170(b)(1)(F) or 4942(g)(3) (see page 27 of the instructions).				
8	Excess distributions carryover from 2006 not applied on line 5 or line 7 (see page 27 of the instructions).				
9	Excess distributions carryover to 2012. Subtract lines 7 and 8 from line 6a.	10,605			
10	Analysis of line 9				
a	Excess from 2007. . . .				
b	Excess from 2008. . . .				
c	Excess from 2009. . . . 3,093				
d	Excess from 2010. . . . 7,512				
e	Excess from 2011. . . .				

Part XIV

Private Operating Foundations (see page 27 of the instructions and Part VII-A, question 9)

1a

If the foundation has received a ruling or determination letter that it is a private operating foundation, and the ruling is effective for 2011, enter the date of the ruling.

b

Check box to indicate whether the organization is a private operating foundation described in section 4942(j)(3) or 4942(j)(5)

☐ 4942(j)(3) or ☐ 4942(j)(5)

2a	Enter the lesser of the adjusted net income from Part I or the minimum investment return from Part X for each year listed.	Tax year	Prior 3 years			(e) Total
		(a) 2011	(b) 2010	(c) 2009	(d) 2008	
b	85% of line 2a					
c	Qualifying distributions from Part XII, line 4 for each year listed.					
d	Amounts included in line 2c not used directly for active conduct of exempt activities.					
e	Qualifying distributions made directly for active conduct of exempt activities. Subtract line 2d from line 2c.					
3	Complete 3a, b, or c for the alternative test relied upon					
a	"Assets" alternative test—enter					
	(1) Value of all assets					
	(2) Value of assets qualifying under section 4942(j)(3)(B)(i)					
b	"Endowment" alternative test— enter 2/3 of minimum investment return shown in Part X, line 6 for each year listed.					
c	"Support" alternative test—enter					
	(1) Total support other than gross investment income (interest, dividends, rents, payments on securities loans (section 512(a)(5)), or royalties).					
	(2) Support from general public and 5 or more exempt organizations as provided in section 4942(j)(3)(B)(iii).					
	(3) Largest amount of support from an exempt organization					
	(4) Gross investment income					

Part XV

Supplementary Information (Complete this part only if the organization had \$5,000 or more in assets at any time during the year—see page 27 of the instructions.)

1

Information Regarding Foundation Managers:

a

List any managers of the foundation who have contributed more than 2% of the total contributions received by the foundation before the close of any tax year (but only if they have contributed more than \$5,000) (See section 507(d)(2))

AMY MORGAN SOMMER

b

List any managers of the foundation who own 10% or more of the stock of a corporation (or an equally large portion of the ownership of a partnership or other entity) of which the foundation has a 10% or greater interest

2

Information Regarding Contribution, Grant, Gift, Loan, Scholarship, etc., Programs:

Check here ☒ if the foundation only makes contributions to preselected charitable organizations and does not accept unsolicited requests for funds. If the foundation makes gifts, grants, etc. (see page 28 of the instructions) to individuals or organizations under other conditions, complete items 2a, b, c, and d.

a

The name, address, and telephone number of the person to whom applications should be addressed

b

The form in which applications should be submitted and information and materials they should include

c



Any submission deadlines

d

Any restrictions or limitations on awards, such as by geographical areas, charitable fields, kinds of institutions, or other factors

Part XV **Supplementary Information** (continued)

3 Grants and Contributions Paid During the Year or Approved for Future Payment

Recipient	If recipient is an individual, show any relationship to any foundation manager or substantial contributor	Foundation status of recipient	Purpose of grant or contribution	Amount
Name and address (home or business)				
a <i>Paid during the year</i> SEE ATTACHED SCHEDULE NEW YORK, NY 10019	n/a	approved	VARIOUS	57,270
Total  3a				57,270
b <i>Approved for future payment</i>				
Total  3b				

Enter gross amounts unless otherwise indicated		Unrelated business income		Excluded by section 512, 513, or 514		(e) Related or exempt function income (See page 28 of the instructions)
		(a) Business code	(b) Amount	(c) Exclusion code	(d) Amount	
1	Program service revenue					
a	_____					
b	_____					
c	_____					
d	_____					
e	_____					
f	_____					
g	Fees and contracts from government agencies					
2	Membership dues and assessments. . . .					
3	Interest on savings and temporary cash investments					8
4	Dividends and interest from securities. . . .					29,926
5	Net rental income or (loss) from real estate					
a	Debt-financed property.					
b	Not debt-financed property.					
6	Net rental income or (loss) from personal property					
7	Other investment income.					
8	Gain or (loss) from sales of assets other than inventory					25,912
9	Net income or (loss) from special events					
10	Gross profit or (loss) from sales of inventory. .					
11	Other revenue a _____					
b	_____					
c	_____					
d	_____					
e	_____					
12	Subtotal. Add columns (b), (d), and (e). .					55,846
13	Total. Add line 12, columns (b), (d), and (e).					55,846






[illegible]

Part XVII

1	Did the organization directly or indirectly engage in any of the following with any other organization described in section 501(c) of the Code (other than section 501(c)(3) organizations) or in section 527, relating to political organizations?		Yes	No
a	Transfers from the reporting foundation to a noncharitable exempt organization of			
	(1) Cash.	1a(1)		No
	(2) Other assets.	1a(2)		No
b	Other transactions			
	(1) Sales of assets to a noncharitable exempt organization.	1b(1)		No
	(2) Purchases of assets from a noncharitable exempt organization.	1b(2)		No
	(3) Rental of facilities, equipment, or other assets.	1b(3)		No
	(4) Reimbursement arrangements.	1b(4)		No
	(5) Loans or loan guarantees.	1b(5)		No
	(6) Performance of services or membership or fundraising solicitations.	1b(6)		No
c	Sharing of facilities, equipment, mailing lists, other assets, or paid employees.	1c		No

[illegible]

2a Is the foundation directly or indirectly affiliated with, or related to, one or more tax-exempt organizations described in section 501(c) of the Code (other than section 501(c)(3)) or in section 527? ☐ Yes ☒ No

b If "Yes," complete the following schedule		(a) Name of organization	(b) Type of organization	(c) Description of relationship	
Under penalties of perjury, I declare that I have examined this return, including accompanying schedules and statements, and to the best of my knowledge and belief, it is true, correct, and complete Declaration of preparer (other than taxpayer or fiduciary) is based on all information of which preparer has any knowledge					
***** Signature of officer or trustee			2013-02-14 Date		***** Title
Paid Preparer's Use Only	Preparer's Signature  BRUCE A ROSEN CPA		Date		Check if self-employed 
	Firm's name  Bruce A Rosen CPA PC 7 Cobblestone Court		Firm's EIN 		PTIN
	Firm's address  Centerport, NY 11721		Phone no (631) 754-1600		

May the IRS discuss this return with the preparer shown above? See instructions ☒ Yes ☐ No

Additional Data

Software ID: 11000144
Software Version: 2011v1.5
EIN: 13-3319142
Name: THE HELP SOM-CHILD FOUNDATION INC

Form 990PF - Special Condition Description:

Special Condition Description

**TY 2011 Investments Corporate
Bonds Schedule****Name:** THE HELP SOM-CHILD FOUNDATION INC**EIN:** 13-3319142**Software ID:** 11000144**Software Version:** 2011v1.5

Name of Bond	End of Year Book Value	End of Year Fair Market Value
CORPORATE BONDS	331,688	342,421

**TY 2011 Investments Corporate
Stock Schedule****Name:** THE HELP SOM-CHILD FOUNDATION INC**EIN:** 13-3319142**Software ID:** 11000144**Software Version:** 2011v1.5

Name of Stock	End of Year Book Value	End of Year Fair Market Value
EQUITIES	435,029	572,969

TY 2011 Investments - Other Schedule

Name: THE HELP SOM-CHILD FOUNDATION INC

EIN: 13-3319142

Software ID: 11000144

Software Version: 2011v1.5

Category/ Item	Listed at Cost or FMV	Book Value	End of Year Fair Market Value
INVESTMENT FUNDS	AT COST	225,515	261,733

TY 2011 Other Expenses Schedule**Name:** THE HELP SOM-CHILD FOUNDATION INC**EIN:** 13-3319142**Software ID:** 11000144**Software Version:** 2011v1.5

Description	Revenue and Expenses per Books	Net Investment Income	Adjusted Net Income	Disbursements for Charitable Purposes
REGISTRATION FEES	250	250	250	
INVESTMENT ADVISORY FEES	5,443	5,443	5,443	

TY 2011 Taxes Schedule

Name: THE HELP SOM-CHILD FOUNDATION INC

EIN: 13-3319142

Software ID: 11000144

Software Version: 2011v1.5

Category	Amount	Net Investment Income	Adjusted Net Income	Disbursements for Charitable Purposes
FEDERAL TAXES	2,500			

2:13 PM

01/07/13

The Help Som-Child Foundation
PART XV - Contributions Paid
July 2011 through June 2012

Type	Date	Num	Name	Amount
501 - Contributions				
Check	8/25/2011	1342	Venice Family Clinic	5,000.00
Check	8/25/2011	1343	Wellesley Centers for Women	150.00
Check	8/25/2011	1344	The Council of the Library Foundation	370.00
Check	8/25/2011	1345	KPCC FM 89.3	100.00
Check	8/25/2011	1346	UCLA Foundation	750.00
Check	8/25/2011	1347	KCRW	1,000.00
Check	8/25/2011	1348	National Asthma Campaign, Inc	500.00
Check	8/25/2011	1349	The Dalton School	150.00
Check	8/25/2011	1350	Determined to Succeed	750.00
Check	8/31/2011	1351	St. Matthew's Parish School	500.00
Check	10/19/2011	1352	St. Matthew's Parish School	0.00
Check	10/27/2011	1353	St. Matthew's Parish School	2,500.00
Check	10/28/2011	1354	Wellesley College	10,000.00
Check	10/28/2011	1355	Greater Los Angeles Zoo Association	1,500.00
Check	10/28/2011	1357	EyeCare Foundation	3,250.00
Check	10/28/2011	1358	Everychild Foundation	5,250.00
Check	1/12/2012	1359	Children's Bureau	250.00
Check	3/6/2012	1361	The Parish of Saint Matthew	0.00
Check	5/8/2012	1362	The Broad Stage, Santa Monica College	500.00
Check	5/8/2012	1363	Everychild Foundation	5,250.00
Check	6/25/2012	1364	KPCC FM 89.3	3,500.00
Check	6/25/2012	1365	The Parish of Saint Matthew	16,000.00
Total 501 - Contributions				57,270.00

Capital gains

THE HELP SOM-CHILD FND/DB

7/1/2011 through 6/30/2012

Investment	Quantity	Date Bought	Date Sold	Sale Proceeds	Purchase Cost	Gain / Loss
Short-Term Gains						
ADOBE SYS INC	100	11/4/2010	7/18/2011	2,848.13	2,933.89	(85.76)
AUTOLIV INC	40	11/4/2010	9/13/2011	1,999.03	2,992.71	(993.68)
AUTOLIV INC	35	1/12/2011	9/13/2011	1,749.15	2,926.11	(1,176.96)
BORG WARNER INC	10	12/23/2010	9/27/2011	621.57	731.15	(109.58)
DARDEN RESTAURANTS INC	3	5/4/2011	10/24/2011	143.22	142.48	0.74
DARDEN RESTAURANTS INC	32	5/4/2011	10/25/2011	1,528.15	1,519.76	8.39
DICKS SPORTING GOODS ...	15	11/4/2010	8/31/2011	531.36	454.03	77.33
DOVER CORP	10	6/29/2011	9/30/2011	465.28	662.05	(196.77)
EXXON MOBIL CORP	20	12/23/2010	7/25/2011	1,693.22	1,461.32	231.90
EXXON MOBIL CORP	55	10/12/2011	6/26/2012	4,543.61	4,237.84	305.77
HALLIBURTON CO	90	6/14/2011	2/6/2012	3,316.29	4,320.93	(1,004.64)
HALLIBURTON CO	30	7/15/2011	2/6/2012	1,105.43	1,582.79	(477.36)
HUNTSMAN CORP	84	2/16/2011	10/21/2011	855.02	1,601.94	(746.92)
HUNTSMAN CORP	42	2/16/2011	10/20/2011	419.52	800.97	(381.45)
HUNTSMAN CORP	44	2/16/2011	10/19/2011	432.88	839.11	(406.23)
HUNTSMAN CORP	75	1/12/2011	10/12/2011	755.01	1,329.63	(574.62)
HUNTSMAN CORP	250	12/23/2010	9/1/2011	3,245.09	3,933.53	(688.44)
HUNTSMAN CORP	50	1/12/2011	9/27/2011	520.71	886.42	(365.71)
HUNTSMAN CORP	55	2/16/2011	10/12/2011	553.67	1,048.89	(495.22)
HUNTSMAN CORP	25	12/23/2010	9/27/2011	260.36	393.35	(132.99)
HUNTSMAN CORP	15	12/23/2010	9/22/2011	154.07	236.01	(81.94)
HUNTSMAN CORP	60	12/23/2010	9/21/2011	597.47	944.11	(346.64)
INTEL CORP	95	6/14/2011	2/2/2012	2,516.01	2,077.41	438.60
INTEL CORP	85	6/14/2011	1/18/2012	2,137.36	1,858.74	278.62
KELLOGG CO	28	4/1/2011	2/22/2012	1,454.70	1,515.36	(60.66)
KELLOGG CO	44	7/1/2011	2/22/2012	1,142.81	1,190.64	(47.83)
KELLOGG CO	50	5/24/2011	2/22/2012	2,597.69	2,831.31	(233.62)
KELLOGG CO	60	2/16/2011	12/6/2011	2,994.02	3,185.34	(191.32)
MARATHON OIL CORP	25	5/11/2011	8/4/2011	631.99	711.41	(79.42)
MARATHON OIL CORP	66	4/15/2011	8/4/2011	1,516.77	1,928.44	(411.67)
MARATHON PETRO	0.5	7/1/2011	7/1/2011	20.05	20.18	(0.13)
MARATHON PETRO	42	7/1/2011	7/15/2011	1,617.37	1,695.17	(77.80)
MERITOR INC	90	2/11/2011	9/7/2011	666.85	1,790.41	(1,123.56)
MERITOR INC	130	1/12/2011	9/7/2011	963.23	2,903.56	(1,940.33)
MORGAN STANLEY DEAN ...	40	12/23/2010	7/18/2011	812.52	1,097.56	(285.04)
MORGAN STANLEY DEAN ...	35	4/1/2011	7/18/2011	710.95	961.44	(250.49)
MOSAIC CO	5	10/12/2011	6/5/2012	231.61	279.88	(48.27)
NATIONAL OILWELL VARCO	50	8/13/2010	8/4/2011	3,444.17	1,962.50	1,481.67
NAVISTAR INTL CORP	10	11/4/2010	9/30/2011	320.00	546.05	(226.05)
OIL STS INTL	10	5/11/2011	1/9/2012	770.26	774.68	(4.42)
OWENS ILL INC	25	12/23/2010	7/19/2011	620.71	761.93	(141.22)
PHARMASSET INC	20	7/18/2011	11/30/2011	2,622.73	1,261.93	1,360.80
PLAINS EXPL	30	2/11/2011	1/9/2012	1,112.78	1,121.99	(9.21)
RIVERBED TECH INC	90	5/4/2011	10/4/2011	1,719.80	2,970.04	(1,250.24)
STARWOOD HOTELS	50	5/11/2011	4/3/2012	2,782.57	2,981.57	(199.00)
UNITED TECH CORP	40	4/1/2011	1/9/2012	2,956.58	3,421.16	(464.58)
VERIFONE SYSTEMS	65	12/23/2010	8/31/2011	2,311.34	2,546.23	(234.89)
VERTEX PHARMACEUTICALS	15	2/6/2012	5/7/2012	789.09	568.61	220.48
Total Short-Term Gains				67,898.14	78,942.50	(11,044.36)
Long-Term Gains						
AMERICAN TOWER CORP	50	3/10/2009	7/18/2011	2,610.36	1,378.35	1,232.01
AMETEK INC	40	3/10/2009	1/18/2012	1,811.30	1,122.50	688.80
AMGEN INC	25	4/27/2010	7/18/2011	1,367.04	1,467.47	(100.43)

8/16/2012

Page 2

Capital Gains

THE HELP SOM-CHILD FND/DB

7/1/2011 through 6/30/2012

Investment	Quantity	Date Bought	Date Sold	Sale Proceeds	Purchase Cost	Gain / Loss
AMGEN INC	25	3/10/2009	7/18/2011	1,367.04	1,178.21	188.83
APPLE INC	1	3/10/2009	6/15/2012	570.75	85.92	484.83
APPLE INC	5	3/10/2009	4/20/2012	2,909.35	429.60	2,479.75
BELLSOUTH CORP 4.75% ...	25,000	3/10/2009	6/29/2012	25,421.25	25,054.75	366.50
CONCUR TECHNOLOGIES	10	3/24/2010	7/19/2011	486.76	440.58	46.18
CONCUR TECHNOLOGIES	65	3/25/2010	8/8/2011	2,453.00	2,857.64	(404.64)
CONCUR TECHNOLOGIES	15	3/25/2010	7/19/2011	730.13	659.45	70.68
CONCUR TECHNOLOGIES	10	3/24/2010	7/19/2011	486.76	441.70	45.06
DARDEN RESTAURANTS INC	35	3/10/2009	9/13/2011	1,533.39	915.90	617.49
DARDEN RESTAURANTS INC	15	3/10/2009	9/27/2011	703.66	392.53	311.13
DARDEN RESTAURANTS INC	70	3/10/2009	10/24/2011	3,341.77	1,831.80	1,509.97
EDWARDS LIFESCIENCES	25	3/11/2009	5/30/2012	2,166.96	697.48	1,469.48
EDWARDS LIFESCIENCES ...	27	3/11/2009	3/14/2012	1,889.07	753.28	1,135.79
EDWARDS LIFESCIENCES ...	3	3/11/2009	3/15/2012	207.85	83.70	124.15
ELI LILLY & CO 3.55% 3/6...	25,000	3/10/2009	3/6/2012	25,000.00	25,000.00	0.00
EOG RES INC	20	8/13/2010	1/9/2012	2,036.28	1,908.80	127.48
EXXON MOBIL CORP	30	12/23/2010	6/11/2012	2,433.01	2,191.99	241.02
EXXON MOBIL CORP	10	2/11/2011	6/11/2012	811.00	826.90	(15.90)
EXXON MOBIL CORP	40	2/11/2011	6/26/2012	3,304.45	3,307.60	(3.15)
FREEMPORT MCMORAN INC	35	3/3/2010	9/21/2011	1,292.81	1,391.39	(98.58)
FREEMPORT MCMORAN INC	35	3/3/2010	9/20/2011	1,403.33	1,391.39	11.94
HEWLETT PACKARD CO 5....	25,000	3/10/2009	3/1/2012	25,000.00	25,000.00	0.00
INTEL CORP	125	3/1/2009	1/18/2012	3,143.18	1,980.00	1,163.18
INTEL CORP	20	3/27/2009	1/18/2012	502.91	309.20	193.71
INTEL CORP	150	3/10/2009	8/4/2011	3,139.21	1,979.78	1,159.43
INTEL CORP	105	3/27/2009	8/4/2011	2,197.45	1,623.30	574.15
KELLOGG CO	25	2/16/2011	2/21/2012	1,298.65	1,327.23	(28.58)
LIMITED BRANDS INC	80	9/24/2009	1/9/2012	3,103.23	1,394.84	1,708.39
MCDONALDS CORP	20	3/10/2009	7/18/2011	1,707.00	1,062.20	644.80
MCKESSON HBOC INC	35	2/12/2010	5/30/2012	3,064.70	2,046.45	1,018.25
MICROSOFT CORP	65	3/10/2009	2/2/2012	1,930.72	1,021.70	909.02
MORGAN STANLEY DEAN ...	175	3/3/2010	7/18/2011	3,554.78	5,025.97	(1,471.19)
MOSAIC CO	50	5/7/2009	2/16/2012	2,737.65	2,237.50	500.15
MOSAIC CO	5	4/29/2009	2/16/2012	273.77	195.75	78.02
MOSAIC CO	55	5/24/2011	6/5/2012	2,547.69	3,723.45	(1,175.76)
NATIONAL OILWELL VARCO	35	8/13/2010	9/21/2011	2,115.01	1,373.75	741.26
NORDSTROM INC	20	10/19/2009	12/28/2011	998.50	720.37	278.13
NORDSTROM INC	75	11/16/2009	12/28/2011	3,744.38	2,615.25	1,129.13
NORDSTROM INC	45	10/19/2009	9/27/2011	2,130.74	1,620.82	509.92
NORFOLK SOUTHERN CORP	45	6/24/2009	7/18/2011	3,293.22	1,702.35	1,590.87
NORFOLK SOUTHERN CORP	40	11/4/2009	1/18/2012	3,039.83	2,009.51	1,030.32
NORFOLK SOUTHERN CORP	5	6/24/2009	1/18/2012	379.98	189.15	190.83
OCCIDENTAL PETE CORP	40	11/4/2010	6/22/2012	3,161.03	3,387.56	(225.63)
OCCIDENTAL PETE CORP	10	11/4/2010	1/9/2012	962.53	846.89	115.64
OCCIDENTAL PETE CORP	35	11/4/2010	6/19/2012	2,940.37	2,964.11	(23.74)
ORACLE CORP	135	3/10/2009	3/16/2012	4,034.50	1,953.25	2,081.25
OWENS ILL INC	70	4/28/2010	7/19/2011	1,737.98	2,480.90	(742.92)
OWENS ILL INC	60	4/27/2010	7/19/2011	1,489.70	2,153.14	(663.44)
OWENS ILL INC	20	4/27/2010	7/19/2011	496.57	720.16	(223.59)
PARKER HANFIFIN CORP	25	5/7/2009	9/13/2011	1,684.87	1,136.38	548.49
PARKER HANFIFIN CORP	5	5/7/2009	9/30/2011	317.99	227.28	90.71
PIMCO DEVELOPING MKTS	2,702.7	4/16/2009	11/11/2011	27,729.73	23,000.00	4,729.73
PLAINS EXPL	40	2/16/2011	6/22/2012	1,228.98	1,506.43	(277.45)
PLAINS EXPL	10	2/11/2011	6/22/2012	307.25	374.00	(66.75)
PLAINS EXPL	24	2/11/2011	6/20/2012	890.17	897.59	(7.42)

8/16/2012

Page 3

Capital gains
THE HELP SOM-CHILD FND/DB

7/1/2011 through 6/30/2012

Investment	Quantity	Date Bought	Date Sold	Sale Proceeds	Purchase Cost	Gain / Loss
PLAINS EXPL	26	2/11/2011	6/19/2012	931.92	972.39	(40.47)
PRICE T ROWE GP INC	35	3/10/2009	7/18/2011	1,999.65	783.60	1,216.05
ROPER INDS NC	15	9/14/2009	1/18/2012	1,392.32	763.22	629.10
ROPER INDS NC	10	9/14/2009	9/30/2011	703.87	508.81	195.06
SCHLUMBERGER LTD	20	3/10/2009	1/9/2012	1,363.78	764.34	599.44
SCHWAB CHARLES CORP	120	4/14/2010	8/11/2011	1,420.90	2,322.00	(901.10)
SCHWAB CHARLES CORP	30	4/14/2010	8/11/2011	355.23	580.20	(224.97)
SCHWAB CHARLES CORP	125	4/5/2010	8/11/2011	1,480.11	2,344.40	(864.29)
SKYWORKS SOLUTIONS INC	75	1/12/2011	4/25/2012	1,865.52	2,416.67	(551.15)
SKYWORKS SOLUTIONS INC	40	4/19/2011	6/15/2012	1,100.14	1,079.60	20.54
SKYWORKS SOLUTIONS INC	15	1/12/2011	6/15/2012	412.55	483.33	(70.78)
SOLERA HOLDINGS INC	40	1/19/2010	9/13/2011	2,164.61	1,460.82	703.79
STERICYCLE INC	15	3/10/2009	9/13/2011	1,218.48	708.83	509.65
TRANSDIGM GROUP INC	10	11/19/2009	9/27/2011	866.37	411.70	454.67
TRANSDIGM GROUP INC	10	11/19/2009	9/13/2011	874.62	411.70	462.92
UNITED TECH CORP	120	3/10/2009	1/9/2012	8,869.75	4,769.64	4,100.11
WAL-MART STORES DEBS	40	1/25/2001	3/14/2012	2,434.52	40.44	2,394.08
WALMART STORES INC	15	3/10/2009	5/29/2012	982.49	723.28	259.21
WALT DISNEY CO 5.7% 7/...	25,000	3/10/2009	7/15/2011	25,000.00	25,000.00	0.00
Total Long-Term Gains				258,619.32	223,160.16	35,459.16
Grand Total				326,517.46	302,102.66	24,414.80

CLIENT THE HELP SOM-CHILD FND, INC
 BROKER: DEUTSCHE BANK
 ACCOUNT NUMBER 256741

SECURITY	PAR VALUE		COST		DEC		MAR		APR		MAY		JUN	
	OR # OF SHARES	BASIS	2011	2012	2012	2012	2012	2012	2012	2012	2012	2012	2012	2012
				42,145	51,870	52,995	106,308	107,783	94,913	119,292				

119,292

SECURITY	OR # OF SHARES	BASIS	DEC		MAR		APR		MAY		JUN	
			2011	2012	2012	2012	2012	2012	2012	2012	2012	2012
ARTIO GLOBAL HIGH INC FD	2529	250	26,715	24,452	25,109	25,530	25,478	25,425	24,794	25,031		
EATON VANCE MKTS	4239	770	29,000	53,803	59,230	62,664	61,901	61,053	54,693	57,364		
INVECO (AIM) EUROPEAN GROWTH	2034	610	55,000	57,417	59,919	63,826	64,741	64,233	58,027	61,485		
ISHARES INC MSCI JAPAN	500	18,460	19,465	21,440	22,140	21,760	22,050	19,455	20,375	20,375		
ISHARES S&P GSCI	1100	33,378	36,278	37,147	39,457	38,258	38,126	33,253	33,484	33,484		
JANUS TRITON FD	2,016	77	34,584	32,934	34,850	36,423	37,149	37,048	34,890	35,616		
PIMCO EMERGING FD	2700	00	28,377	27,135	28,944	29,538	29,025	29,079	27,081	28,377		
	1529	300	22,541	25,109	25,530	25,530	25,478	25,425	24,794	25,031		

261,733

SECURITY	OR # OF SHARES	BASIS	DEC		MAR		APR		MAY		JUN	
			2011	2012	2012	2012	2012	2012	2012	2012	2012	2012
PRUDENTIAL FINL INC 3.625%	25000		25,082	25,388	25,432	25,376	25,320	25,259	25,195	25,144		
VERIZON COMM INC 4.35%	25000		24,963	25,979	25,959	25,901	25,821	25,745	25,647	25,579		
MCDONALDS CORP 4.3%	25000		25,308	26,040	25,977	25,900	25,823	25,792	25,706	25,618		
WALMART STORES 7.25%	50000		50,548	54,677	54,462	54,129	53,845	53,616	53,286	52,985		
BP CAP MKTS 5.25%	25000		25,601	26,814	26,932	26,856	26,715	26,604	26,509	26,490		
NOVARTIS CAP CORP 4.125%	25000		25,340	26,748	26,788	26,714	26,629	26,525	26,416	26,392		
CHEVRON CORP 3.95%	25000		25,173	26,735	26,748	26,709	26,627	26,566	26,511	26,375		
SHELL INTL FIN 4%	25000		25,332	26,871	26,827	26,708	26,673	26,593	26,544	26,469		
JPMORGAN CHASE 4.65% B25	50000		52,605	52,794	53,637	53,682	53,301	53,250	52,917	52,641		
GOLDMAN SACHS INC 5%	25000		26,448	25,342	25,386	25,386	25,427	25,195	25,921	26,065		
ORACLE CORP 5.25%	25000		25,287	28,867	28,946	28,988	28,689	28,619	28,636	28,653		
HEWLETT PACKARD 5.25% 3/1/12				25,164	25,081	25,000						
ELI LILLY & CO 3.55% 3/6/12				25,130	25,070	25,002						
BELLSOUTH CORP 4.75% 11/15/12				25,837	25,775	25,735	25,631	25,556	25,461			

342,421

SECURITY	OR # OF SHARES	BASIS	DEC		MAR		APR		MAY		JUN	
			2011	2012	2012	2012	2012	2012	2012	2012	2012	2012
ACCENTURE LTD	210		9,245	11,178	12,041	12,503	13,545	13,640	11,991	12,619		
AMERICAN TOWER CORP	135		5,306	8,101	8,574	8,448	8,508	8,853	8,759	9,438		
AMERICAN WATER WORKS	95		2,713	3,027	3,204	3,257	3,233	3,253	3,250	3,257		
AMETEK INC	65		4,165	3,227	3,481	3,624	3,713	3,524	3,115	3,397		
ANADARKO PETE CORP	135		8,657	10,305	10,897	11,356	10,576	9,883	8,235	8,937		
APPLE INC	104		14,768	44,550	50,213	59,568	65,950	61,318	60,652	60,736		
BEAM INC	135		8,079						5,450	8,436		
BED BATH & BEYOND INC	100		5,880	5,797	6,070	5,974	6,577	7,039	7,225	6,180		
BORGWARNER INC	75		5,610	4,781	5,597	6,325	5,928	5,381	4,919	4,919		
CAREFUSION CORP	210		5,967	4,183	5,029	5,420	5,445	5,441	5,090	5,393		
CELGENE CORP	210		9,516	14,196	15,265	15,398	16,279	15,314	14,333	13,474		

CLIENT THE HELP SOM-CHILD FND, INC
 BROKER DEUTSCHE BANK
 ACCOUNT NUMBER 256741

SECURITY	PAR VALUE OR # OF SHARES	SECURITY STATUS											
		MARKET VALUE											
		COST BASIS	DEC 2011	JAN 2012	FEB 2012	MAR 2012	APR 2012	MAY 2012	JUN 2012				
REGAL BELOIT CORP	45	3,041											
ROPER INDS INC	80	4,130	8,253	7,471	7,322	7,933	8,152	8,098	7,886				
SALLY BEAUTY HLDGS INC	150	3,125		1,959	3,570	3,720	3,990	3,964	3,861				
SCHLUMBERGER LTD	130	8,672	10,246	9,772	10,089	9,091	9,638	8,222	8,438				
SKYWORKS SOLUTIONS	140	3,529	4,379	5,827	7,282	7,466	5,292	5,238	3,825				
SOLERA HOLDINGS INC	60	2,587	2,672	2,866	2,880	2,753	2,696	2,664	2,507				
SPX CORP	75	8,401	4,520	5,222	5,485	5,815	5,758	5,387	4,859				
ST JUDE MED INC	145	6,648	4,973	6,048	6,107	6,425	5,814	5,571	5,787				
STARWOOD HOTELS	110	6,559	7,675	8,678	8,624	9,026	6,512	5,814	5,834				
STERICYCLE INC	55	2,599	4,286	4,521	4,772	4,500	4,763	4,799	5,042				
TERADYNE INC	85	1,430			1,396	1,436	1,463	1,228	1,195				
TEXAS INSTRS INC	155	5,129			2,001	5,210	4,951	4,414	4,447				
THERMO FISHER SCIENTIFIC	120	6,640	4,497	5,290	5,662	5,538	5,565	6,058	6,229				
TRANSDIGM GROUP INC	55	2,546	5,262	5,749	5,533	6,367	6,937	6,765	7,386				
UNITED TECH CORP			11,694										
VERIFONE SYSTEMS	95	3,978	3,374	4,056	4,550	4,928	4,526	3,430	3,144				
VERTEX PHARMACEUTICALS	25	947			1,557	1,640	1,539	1,501	1,398				
WALMART STORES INC	70	5,426	7,470	7,670	7,385	5,202	5,007	4,607	4,880				
WALTER ENERGY INC	55	5,752	2,422	3,802	3,566	3,257	3,647	2,665	2,429				
WHOLE FOODS MKT	210	10,106	8,697	9,254	11,707	12,480	12,460	13,291	14,298				
WYNN RESORTS	30	3,831	3,315	3,457	3,556	3,746	4,002	3,091	3,112				
SUB-TOTAL	10311	13,026	52,854	56,153	58,325	60,395	60,130	57,855	57,968				

572,969

1,296,415