



See a Social Security Number? Say Something!
Report Privacy Problems to <https://public.resource.org/privacy>
Or call the IRS Identity Theft Hotline at 1-800-908-4490



**Return of Private Foundation
or Section 4947(a)(1) Nonexempt Charitable Trust
Treated as a Private Foundation****2011**

Note. The foundation may be able to use a copy of this return to satisfy state reporting requirements

For calendar year 2011 or tax year beginning **JUN 1, 2011**, and ending **MAY 31, 2012**

Name of foundation WEST FAMILY FOUNDATION		A Employer identification number 20-4720365
Number and street (or P O box number if mail is not delivered to street address) 680 G STREET; SUITE B		B Telephone number (541) 899-9976
City or town, state, and ZIP code JACKSONVILLE, OR 97530		C If exemption application is pending, check here <input type="checkbox"/>
G Check all that apply: <input type="checkbox"/> Initial return <input type="checkbox"/> Initial return of a former public charity <input type="checkbox"/> Final return <input type="checkbox"/> Amended return <input type="checkbox"/> Address change <input type="checkbox"/> Name change		D 1. Foreign organizations, check here <input type="checkbox"/> Foreign organizations meeting the 85% test, 2. check here and attach computation <input type="checkbox"/>
H Check type of organization <input checked="" type="checkbox"/> Section 501(c)(3) exempt private foundation <input type="checkbox"/> Section 4947(a)(1) nonexempt charitable trust <input type="checkbox"/> Other taxable private foundation		E If private foundation status was terminated under section 507(b)(1)(A), check here <input type="checkbox"/>
I Fair market value of all assets at end of year (from Part II, col (c), line 16) \$ 7,954,683.	J Accounting method <input checked="" type="checkbox"/> Cash <input type="checkbox"/> Accrual <input type="checkbox"/> Other (specify) _____	F If the foundation is in a 60-month termination under section 507(b)(1)(B), check here <input type="checkbox"/>

Part I Analysis of Revenue and Expenses (The total of amounts in columns (b), (c), and (d) may not necessarily equal the amounts in column (a))		(a) Revenue and expenses per books	(b) Net investment income	(c) Adjusted net income	(d) Disbursements for charitable purposes (cash basis only)
1 Contributions, gifts, grants, etc., received				N/A	
2 Check <input checked="" type="checkbox"/> if the foundation is not required to attach Sch B					
3 Interest on savings and temporary cash investments					
4 Dividends and interest from securities		277,252.	277,252.		STATEMENT 1
5a Gross rents		<2,743.>	<2,743.>		STATEMENT 2
b Net rental income or (loss) <2,743.>					
6a Net gain or (loss) from sale of assets not on line 10		<104,956.>			
b Gross sales price for all assets on line 6a 3,459,410.					
7 Capital gain net income (from Part IV, line 2)			0.		
8 Net short-term capital gain					
9 Income modifications					
10a Gross sales less returns and allowances					
b Less: Cost of goods sold					
c Gross profit or (loss)					
11 Other income					
12 Total. Add lines 1 through 11		169,553.	274,509.		
13 Compensation of officers, directors, trustees, etc		0.	0.		0.
14 Other employee salaries and wages		33,917.	0.		33,917.
15 Pension plans, employee benefits		959.	0.		959.
15a Legal fees STMT 3		1,790.	0.		1,790.
b Accounting fees STMT 4		4,800.	2,208.		2,592.
c Other professional fees STMT 5		88,352.	88,352.		0.
17 Interest					
18 Taxes STMT 6		5,621.	0.		5,621.
19 Depreciation and depletion					
20 Occupancy		8,569.	0.		8,569.
21 Travel, conferences, and meetings		328.	0.		328.
22 Printing and publications					
23 Other expenses STMT 7		9,995.	0.		9,995.
24 Total operating and administrative expenses. Add lines 13 through 23		154,331.	90,560.		63,771.
25 Contributions, gifts, grants paid		356,343.			356,343.
26 Total expenses and disbursements. Add lines 24 and 25		510,674.	90,560.		420,114.
27 Subtract line 26 from line 12		<341,121.>			
a Excess of revenue over expenses and disbursements			183,949.		
b Net investment income (if negative, enter -0-)					
c Adjusted net income (if negative, enter -0-)				N/A	

Part II Balance Sheets

Attached schedules and amounts in the description column should be for end-of-year amounts only

		Beginning of year	End of year	
		(a) Book Value	(b) Book Value	(c) Fair Market Value
Assets	1 Cash - non-interest-bearing			
	2 Savings and temporary cash investments	208,394.	121,645.	121,645.
	3 Accounts receivable ▶			
	Less: allowance for doubtful accounts ▶			
	4 Pledges receivable ▶			
	Less: allowance for doubtful accounts ▶			
	5 Grants receivable			
	6 Receivables due from officers, directors, trustees, and other disqualified persons			
	7 Other notes and loans receivable ▶			
	Less: allowance for doubtful accounts ▶			
	8 Inventories for sale or use			
	9 Prepaid expenses and deferred charges		2,461.	2,461.
	10a Investments - U S and state government obligations			
	b Investments - corporate stock STMT 8	8,620,500.	8,372,578.	7,620,049.
	c Investments - corporate bonds			
11 Investments - land, buildings, and equipment basis ▶				
Less: accumulated depreciation ▶				
12 Investments - mortgage loans				
13 Investments - other				
14 Land, buildings, and equipment basis ▶	195,000.	0.	0.	
Less: accumulated depreciation ▶				
15 Other assets (describe ▶ STATEMENT 9)	25,136.	210,528.	210,528.	
16 Total assets (to be completed by all filers)	9,049,030.	8,707,212.	7,954,683.	
Liabilities	17 Accounts payable and accrued expenses			
	18 Grants payable			
	19 Deferred revenue			
	20 Loans from officers, directors, trustees, and other disqualified persons			
	21 Mortgages and other notes payable			
	22 Other liabilities (describe ▶)	1,643.	946.	
23 Total liabilities (add lines 17 through 22)	1,643.	946.		
Net Assets or Fund Balances	Foundations that follow SFAS 117, check here ▶ <input type="checkbox"/>			
	and complete lines 24 through 26 and lines 30 and 31.			
	24 Unrestricted			
	25 Temporarily restricted			
	26 Permanently restricted			
	Foundations that do not follow SFAS 117, check here ▶ <input checked="" type="checkbox"/>			
	and complete lines 27 through 31.			
	27 Capital stock, trust principal, or current funds	0.	0.	
28 Paid-in or capital surplus, or land, bldg, and equipment fund	0.	0.		
29 Retained earnings, accumulated income, endowment, or other funds	9,047,387.	8,706,266.		
30 Total net assets or fund balances	9,047,387.	8,706,266.		
31 Total liabilities and net assets/fund balances	9,049,030.	8,707,212.		

Part III Analysis of Changes in Net Assets or Fund Balances

1 Total net assets or fund balances at beginning of year - Part II, column (a), line 30 (must agree with end-of-year figure reported on prior year's return)	1	9,047,387.
2 Enter amount from Part I, line 27a	2	<341,121.>
3 Other increases not included in line 2 (itemize) ▶	3	0.
4 Add lines 1, 2, and 3	4	8,706,266.
5 Decreases not included in line 2 (itemize) ▶	5	0.
6 Total net assets or fund balances at end of year (line 4 minus line 5) - Part II, column (b), line 30	6	8,706,266.

Form 990-PF (2011)

Part IV Capital Gains and Losses for Tax on Investment Income

(a) List and describe the kind(s) of property sold (e.g., real estate, 2-story brick warehouse, or common stock, 200 shs MLC Co.)	(b) How acquired P - Purchase D - Donation	(c) Date acquired (mo, day, yr)	(d) Date sold (mo, day, yr)
1a SEE ATTACHED SCHEDULE	P		
b SEE ATTACHED SCHEDULE	P		
c SEE ATTACHED SCHEDULE	P		
d SEE ATTACHED SCHEDULE	P		
e SEE ATTACHED SCHEDULE	P		

(e) Gross sales price	(f) Depreciation allowed (or allowable)	(g) Cost or other basis plus expense of sale	(h) Gain or (loss) (e) plus (f) minus (g)
a 701,093.		661,246.	39,847.
b 1,540,707.		1,048,487.	492,220.
c 79,712.		62,168.	17,544.
d 9,489.		9,691.	<202.>
e 1,128,409.		1,782,774.	<654,365.>

Complete only for assets showing gain in column (h) and owned by the foundation on 12/31/69

(i) FMV as of 12/31/69	(j) Adjusted basis as of 12/31/69	(k) Excess of col (i) over col (j), if any	(l) Gains (Col (h) gain minus col (k), but not less than -0-) or Losses (from col (h))
a			39,847.
b			492,220.
c			17,544.
d			<202.>
e			<654,365.>

2 Capital gain net income or (net capital loss)	<div style="display: flex; align-items: center;"> <div style="border-left: 1px solid black; border-right: 1px solid black; padding: 0 5px;"> If gain, also enter in Part I, line 7 If (loss), enter -0- in Part I, line 7 </div> <div style="margin: 0 5px;">}</div> </div>	2	<104,956.>
3 Net short-term capital gain or (loss) as defined in sections 1222(5) and (6)	<div style="display: flex; align-items: center;"> <div style="border-left: 1px solid black; border-right: 1px solid black; padding: 0 5px;"> If gain, also enter in Part I, line 8, column (c) If (loss), enter -0- in Part I, line 8 </div> <div style="margin: 0 5px;">}</div> </div>	3	N/A

Part V Qualification Under Section 4940(e) for Reduced Tax on Net Investment Income

(For optional use by domestic private foundations subject to the section 4940(a) tax on net investment income)

If section 4940(d)(2) applies, leave this part blank

Was the foundation liable for the section 4942 tax on the distributable amount of any year in the base period?

☐ Yes ☒ No

If "Yes," the foundation does not qualify under section 4940(e). Do not complete this part.

1 Enter the appropriate amount in each column for each year, see instructions before making any entries

(a) Base period years Calendar year (or tax year beginning in)	(b) Adjusted qualifying distributions	(c) Net value of noncharitable-use assets	(d) Distribution ratio (col (b) divided by col (c))
2010	377,307.	8,115,167.	.046494
2009	396,525.	7,776,288.	.050992
2008	432,945.	7,439,816.	.058193
2007	570,546.	10,250,202.	.055662
2006	245,590.	10,002,578.	.024553

2 Total of line 1, column (d)	2	.235894
3 Average distribution ratio for the 5-year base period - divide the total on line 2 by 5, or by the number of years the foundation has been in existence if less than 5 years	3	.047179
4 Enter the net value of noncharitable-use assets for 2011 from Part X, line 5	4	7,963,463.
5 Multiply line 4 by line 3	5	375,708.
6 Enter 1% of net investment income (1% of Part I, line 27b)	6	1,839.
7 Add lines 5 and 6	7	377,547.
8 Enter qualifying distributions from Part XII, line 4	8	420,114.

If line 8 is equal to or greater than line 7, check the box in Part VI, line 1b, and complete that part using a 1% tax rate. See the Part VI instructions.

Part VI Excise Tax Based on Investment Income (Section 4940(a), 4940(b), 4940(e), or 4948 - see instructions)

1a Exempt operating foundations described in section 4940(d)(2), check here <input type="checkbox"/> and enter "N/A" on line 1 Date of ruling or determination letter _____ (attach copy of letter if necessary-see instructions)			
b Domestic foundations that meet the section 4940(e) requirements in Part V, check here <input checked="" type="checkbox"/> and enter 1% of Part I, line 27b		1	1,839.
c All other domestic foundations enter 2% of line 27b. Exempt foreign organizations enter 4% of Part I, line 12, col. (b)			
2 Tax under section 511 (domestic section 4947(a)(1) trusts and taxable foundations only. Others enter -0-)		2	0.
3 Add lines 1 and 2		3	1,839.
4 Subtitle A (income) tax (domestic section 4947(a)(1) trusts and taxable foundations only. Others enter -0-)		4	0.
5 Tax based on investment income. Subtract line 4 from line 3. If zero or less, enter -0-		5	1,839.
6 Credits/Payments			
a 2011 estimated tax payments and 2010 overpayment credited to 2011	6a	4,300.	
b Exempt foreign organizations - tax withheld at source	6b		
c Tax paid with application for extension of time to file (Form 8868)	6c		
d Backup withholding erroneously withheld	6d		
7 Total credits and payments. Add lines 6a through 6d	7	4,300.	
8 Enter any penalty for underpayment of estimated tax. Check here <input type="checkbox"/> if Form 2220 is attached	8		
9 Tax due. If the total of lines 5 and 8 is more than line 7, enter amount owed	9		
10 Overpayment. If line 7 is more than the total of lines 5 and 8, enter the amount overpaid	10	2,461.	
11 Enter the amount of line 10 to be Credited to 2012 estimated tax <input checked="" type="checkbox"/> 1,840. Refunded <input type="checkbox"/>	11	621.	

Part VII-A Statements Regarding Activities

	Yes	No
1a During the tax year, did the foundation attempt to influence any national, state, or local legislation or did it participate or intervene in any political campaign?		X
1b Did it spend more than \$100 during the year (either directly or indirectly) for political purposes (see instructions for definition)? If the answer is "Yes" to 1a or 1b, attach a detailed description of the activities and copies of any materials published or distributed by the foundation in connection with the activities		X
1c Did the foundation file Form 1120-POL for this year?		X
d Enter the amount (if any) of tax on political expenditures (section 4955) imposed during the year: (1) On the foundation <input checked="" type="checkbox"/> \$ 0. (2) On foundation managers <input checked="" type="checkbox"/> \$ 0.		
e Enter the reimbursement (if any) paid by the foundation during the year for political expenditure tax imposed on foundation managers <input checked="" type="checkbox"/> \$ 0.		
2 Has the foundation engaged in any activities that have not previously been reported to the IRS? If "Yes," attach a detailed description of the activities		X
3 Has the foundation made any changes, not previously reported to the IRS, in its governing instrument, articles of incorporation, or bylaws, or other similar instruments? If "Yes," attach a conformed copy of the changes		X
4a Did the foundation have unrelated business gross income of \$1,000 or more during the year?		X
b If "Yes," has it filed a tax return on Form 990-T for this year?		
5 Was there a liquidation, termination, dissolution, or substantial contraction during the year? If "Yes," attach the statement required by General Instruction T.		X
6 Are the requirements of section 508(e) (relating to sections 4941 through 4945) satisfied either: • By language in the governing instrument, or • By state legislation that effectively amends the governing instrument so that no mandatory directions that conflict with the state law remain in the governing instrument?	X	
7 Did the foundation have at least \$5,000 in assets at any time during the year? If "Yes," complete Part II, col. (c), and Part XV.	X	
8a Enter the states to which the foundation reports or with which it is registered (see instructions) <input type="checkbox"/> _____ OR		
b If the answer is "Yes" to line 7, has the foundation furnished a copy of Form 990-PF to the Attorney General (or designate) of each state as required by General Instruction G? If "No," attach explanation	X	
9 Is the foundation claiming status as a private operating foundation within the meaning of section 4942(j)(3) or 4942(j)(5) for calendar year 2011 or the taxable year beginning in 2011 (see instructions for Part XIV)? If "Yes," complete Part XIV		X
10 Did any persons become substantial contributors during the tax year? If "Yes," attach a schedule listing their names and addresses		X

N/A

Part VII-A Statements Regarding Activities (continued)

11	At any time during the year, did the foundation, directly or indirectly, own a controlled entity within the meaning of section 512(b)(13)? If "Yes," attach schedule (see instructions)	11		X
12	Did the foundation make a distribution to a donor advised fund over which the foundation or a disqualified person had advisory privileges? If "Yes," attach statement (see instructions)	12		X
13	Did the foundation comply with the public inspection requirements for its annual returns and exemption application? Website address ► <u>WWW.FAMILYFOUNDATIONWEST.ORG</u>	13	X	
14	The books are in care of ► <u>CARRIE HANSON, EXECUTIVE DIRECTOR</u> Telephone no ► <u>(541) 899-9976</u> Located at ► <u>680 G STREET; SUITE B, JACKSONVILLE, OR</u> ZIP+4 ► <u>97530</u>			
15	Section 4947(a)(1) nonexempt charitable trusts filing Form 990-PF in lieu of Form 1041 - Check here and enter the amount of tax-exempt interest received or accrued during the year	15	N/A	
16	At any time during calendar year 2011, did the foundation have an interest in or a signature or other authority over a bank, securities, or other financial account in a foreign country? See the instructions for exceptions and filing requirements for Form TD F 90-22.1 If "Yes," enter the name of the foreign country ►	16	Yes	No X

Part VII-B Statements Regarding Activities for Which Form 4720 May Be Required

File Form 4720 if any item is checked in the "Yes" column, unless an exception applies.

	Yes	No
1a During the year did the foundation (either directly or indirectly)		
(1) Engage in the sale or exchange, or leasing of property with a disqualified person?	<input type="checkbox"/> Yes <input checked="" type="checkbox"/> No	
(2) Borrow money from, lend money to, or otherwise extend credit to (or accept it from) a disqualified person?	<input type="checkbox"/> Yes <input checked="" type="checkbox"/> No	
(3) Furnish goods, services, or facilities to (or accept them from) a disqualified person?	<input checked="" type="checkbox"/> Yes <input type="checkbox"/> No	
(4) Pay compensation to, or pay or reimburse the expenses of, a disqualified person?	<input checked="" type="checkbox"/> Yes <input type="checkbox"/> No	
(5) Transfer any income or assets to a disqualified person (or make any of either available for the benefit or use of a disqualified person)?	<input type="checkbox"/> Yes <input checked="" type="checkbox"/> No	
(6) Agree to pay money or property to a government official? (Exception. Check "No" if the foundation agreed to make a grant to or to employ the official for a period after termination of government service, if terminating within 90 days.)	<input type="checkbox"/> Yes <input checked="" type="checkbox"/> No	
b If any answer is "Yes" to 1a(1)-(6), did any of the acts fail to qualify under the exceptions described in Regulations section 53.4941(d)-3 or in a current notice regarding disaster assistance (see instructions)? Organizations relying on a current notice regarding disaster assistance check here ► <input type="checkbox"/>	1b	X
c Did the foundation engage in a prior year in any of the acts described in 1a, other than excepted acts, that were not corrected before the first day of the tax year beginning in 2011?	1c	X
2 Taxes on failure to distribute income (section 4942) (does not apply for years the foundation was a private operating foundation defined in section 4942(j)(3) or 4942(j)(5))		
a At the end of tax year 2011, did the foundation have any undistributed income (lines 6d and 6e, Part XIII) for tax year(s) beginning before 2011? If "Yes," list the years ► _____	<input type="checkbox"/> Yes <input checked="" type="checkbox"/> No	
b Are there any years listed in 2a for which the foundation is not applying the provisions of section 4942(a)(2) (relating to incorrect valuation of assets) to the year's undistributed income? (If applying section 4942(a)(2) to all years listed, answer "No" and attach statement - see instructions)	N/A	
c If the provisions of section 4942(a)(2) are being applied to any of the years listed in 2a, list the years here ► _____	2b	
3a Did the foundation hold more than a 2% direct or indirect interest in any business enterprise at any time during the year?	<input checked="" type="checkbox"/> Yes <input type="checkbox"/> No	
b If "Yes," did it have excess business holdings in 2011 as a result of (1) any purchase by the foundation or disqualified persons after May 26, 1969, (2) the lapse of the 5-year period (or longer period approved by the Commissioner under section 4943(c)(7)) to dispose of holdings acquired by gift or bequest, or (3) the lapse of the 10-, 15-, or 20-year first phase holding period? (Use Schedule C, Form 4720, to determine if the foundation had excess business holdings in 2011.)	3b	X
4a Did the foundation invest during the year any amount in a manner that would jeopardize its charitable purposes?	4a	X
b Did the foundation make any investment in a prior year (but after December 31, 1969) that could jeopardize its charitable purpose that had not been removed from jeopardy before the first day of the tax year beginning in 2011?	4b	X

Form 990-PF (2011)

Part VII-B Statements Regarding Activities for Which Form 4720 May Be Required (continued)**5a** During the year did the foundation pay or incur any amount to

(1) Carry on propaganda, or otherwise attempt to influence legislation (section 4945(e))?

☐ Yes ☒ No

(2) Influence the outcome of any specific public election (see section 4955), or to carry on, directly or indirectly, any voter registration drive?

☐ Yes ☒ No

(3) Provide a grant to an individual for travel, study, or other similar purposes?

☐ Yes ☒ No

(4) Provide a grant to an organization other than a charitable, etc., organization described in section 509(a)(1), (2), or (3), or section 4940(d)(2)?

☐ Yes ☒ No

(5) Provide for any purpose other than religious, charitable, scientific, literary, or educational purposes, or for the prevention of cruelty to children or animals?

☐ Yes ☒ No**b** If any answer is "Yes" to 5a(1)-(5), did any of the transactions fail to qualify under the exceptions described in Regulations section 53.4945 or in a current notice regarding disaster assistance (see instructions)?

N/A

5b

Organizations relying on a current notice regarding disaster assistance check here

☒**c** If the answer is "Yes" to question 5a(4), does the foundation claim exemption from the tax because it maintained expenditure responsibility for the grant?

N/A

☐ Yes ☐ No

If "Yes," attach the statement required by Regulations section 53.4945-5(d).

6a Did the foundation, during the year, receive any funds, directly or indirectly, to pay premiums on a personal benefit contract?☐ Yes ☒ No**b** Did the foundation, during the year, pay premiums, directly or indirectly, on a personal benefit contract?

6b

X

If "Yes" to 6b, file Form 8870.

7a At any time during the tax year, was the foundation a party to a prohibited tax shelter transaction?☐ Yes ☒ No**b** If "Yes," did the foundation receive any proceeds or have any net income attributable to the transaction?

N/A

7b

Part VIII Information About Officers, Directors, Trustees, Foundation Managers, Highly Paid Employees, and Contractors**1** List all officers, directors, trustees, foundation managers and their compensation.

(a) Name and address	(b) Title, and average hours per week devoted to position	(c) Compensation (If not paid, enter -0-)	(d) Contributions to employee benefit plans and deferred compensation	(e) Expense account, other allowances
STEVEN WEST	PRESIDENT			
680 G STREET, SUITE B				
JACKSONVILLE, OR 97530	10.00	0.	0.	0.
CAROLYN WEST	VICE-PRESIDENT			
680 G STREET, SUITE B				
JACKSONVILLE, OR 97530	10.00	0.	0.	0.
JASON ANDERSON	SECRETARY/TREASURER			
PO BOX 1667				
MEDFORD, OR 97501	2.00	0.	0.	0.

2 Compensation of five highest-paid employees (other than those included on line 1). If none, enter "NONE."

(a) Name and address of each employee paid more than \$50,000	(b) Title, and average hours per week devoted to position	(c) Compensation	(d) Contributions to employee benefit plans and deferred compensation	(e) Expense account, other allowances
NONE				

Total number of other employees paid over \$50,000

0

Form 990-PF (2011)

Part X Minimum Investment Return (All domestic foundations must complete this part. Foreign foundations, see instructions.)

1	Fair market value of assets not used (or held for use) directly in carrying out charitable, etc., purposes		
a	Average monthly fair market value of securities	1a	7,871,605.
b	Average of monthly cash balances	1b	213,129.
c	Fair market value of all other assets	1c	
d	Total (add lines 1a, b, and c)	1d	8,084,734.
e	Reduction claimed for blockage or other factors reported on lines 1a and 1c (attach detailed explanation)	1e	0.
2	Acquisition indebtedness applicable to line 1 assets	2	0.
3	Subtract line 2 from line 1d	3	8,084,734.
4	Cash deemed held for charitable activities. Enter 1 1/2% of line 3 (for greater amount, see instructions)	4	121,271.
5	Net value of noncharitable-use assets. Subtract line 4 from line 3. Enter here and on Part V, line 4	5	7,963,463.
6	Minimum investment return. Enter 5% of line 5	6	398,173.

Part XI Distributable Amount (see instructions) (Section 4942(j)(3) and (j)(5) private operating foundations and certain foreign organizations check here ☐ and do not complete this part.)

1	Minimum investment return from Part X, line 6	1	398,173.
2a	Tax on investment income for 2011 from Part VI, line 5	2a	1,839.
b	Income tax for 2011 (This does not include the tax from Part VI)	2b	
c	Add lines 2a and 2b	2c	1,839.
3	Distributable amount before adjustments. Subtract line 2c from line 1	3	396,334.
4	Recoveries of amounts treated as qualifying distributions	4	0.
5	Add lines 3 and 4	5	396,334.
6	Deduction from distributable amount (see instructions)	6	0.
7	Distributable amount as adjusted. Subtract line 6 from line 5. Enter here and on Part XIII, line 1	7	396,334.

Part XII Qualifying Distributions (see instructions)

1	Amounts paid (including administrative expenses) to accomplish charitable, etc., purposes		
a	Expenses, contributions, gifts, etc. - total from Part I, column (d), line 26	1a	420,114.
b	Program-related investments - total from Part IX-B	1b	0.
2	Amounts paid to acquire assets used (or held for use) directly in carrying out charitable, etc., purposes	2	
3	Amounts set aside for specific charitable projects that satisfy the		
a	Suitability test (prior IRS approval required)	3a	
b	Cash distribution test (attach the required schedule)	3b	
4	Qualifying distributions. Add lines 1a through 3b. Enter here and on Part V, line 8, and Part XIII, line 4	4	420,114.
5	Foundations that qualify under section 4940(e) for the reduced rate of tax on net investment income. Enter 1% of Part I, line 27b	5	1,839.
6	Adjusted qualifying distributions. Subtract line 5 from line 4	6	418,275.

Note. The amount on line 6 will be used in Part V, column (b), in subsequent years when calculating whether the foundation qualifies for the section 4940(e) reduction of tax in those years.

Form 990-PF (2011)

Part XIII Undistributed Income (see instructions)

	(a) Corpus	(b) Years prior to 2010	(c) 2010	(d) 2011
1 Distributable amount for 2011 from Part XI, line 7				396,334.
2 Undistributed income, if any, as of the end of 2011				
a Enter amount for 2010 only			93,210.	
b Total for prior years		0.		
3 Excess distributions carryover, if any, to 2011				
a From 2006				
b From 2007				
c From 2008				
d From 2009				
e From 2010				
f Total of lines 3a through e	0.			
4 Qualifying distributions for 2011 from Part XII, line 4 ▶ \$ 420,114.				
a Applied to 2010, but not more than line 2a			93,210.	
b Applied to undistributed income of prior years (Election required - see instructions)		0.		
c Treated as distributions out of corpus (Election required - see instructions)	0.			
d Applied to 2011 distributable amount				326,904.
e Remaining amount distributed out of corpus	0.			
5 Excess distributions carryover applied to 2011 (If an amount appears in column (d), the same amount must be shown in column (a).)	0.			0.
6 Enter the net total of each column as indicated below:				
a Corpus Add lines 3f, 4c, and 4e Subtract line 5	0.			
b Prior years' undistributed income Subtract line 4b from line 2b		0.		
c Enter the amount of prior years' undistributed income for which a notice of deficiency has been issued, or on which the section 4942(a) tax has been previously assessed		0.		
d Subtract line 6c from line 6b Taxable amount - see instructions		0.		
e Undistributed income for 2010 Subtract line 4a from line 2a Taxable amount - see instr			0.	
f Undistributed income for 2011 Subtract lines 4d and 5 from line 1 This amount must be distributed in 2012				69,430.
7 Amounts treated as distributions out of corpus to satisfy requirements imposed by section 170(b)(1)(F) or 4942(g)(3)	0.			
8 Excess distributions carryover from 2006 not applied on line 5 or line 7	0.			
9 Excess distributions carryover to 2012. Subtract lines 7 and 8 from line 6a	0.			
10 Analysis of line 9				
a Excess from 2007				
b Excess from 2008				
c Excess from 2009				
d Excess from 2010				
e Excess from 2011				

N/A

☐ 4942(j)(3) or ☐ 4942(j)(5)

(4) Gross investment income

[illegible]

1 Information Regarding Foundation Managers:

SEE STATEMENT 10

b List any managers of the foundation who own 10% or more of the stock of a corporation (or an equally large portion of the ownership of a partnership or other entity) of which the foundation has a 10% or greater interest

NONE

a The name, address, and telephone number of the person to whom applications should be addressed

SEE STATEMENT 11

b The form in which applications should be submitted and information and materials they should include.

c Any submission deadlines

d Any restrictions or limitations on awards, such as by geographical areas, charitable fields, kinds of institutions, or other factors

Part XV **Supplementary Information** (continued)**3 Grants and Contributions Paid During the Year or Approved for Future Payment**

Recipient Name and address (home or business)	If recipient is an individual, show any relationship to any foundation manager or substantial contributor	Foundation status of recipient	Purpose of grant or contribution	Amount
a Paid during the year				
SEE ATTACHED STATEMENT	NONE			356,343.
Total			3a	356,343.
b Approved for future payment				
NONE				
Total			3b	0.

Part XVII

Information Regarding Transfers To and Transactions and Relationships With Noncharitable Exempt Organizations



1 Did the organization directly or indirectly engage in any of the following with any other organization described in section 501(c) of the Code (other than section 501(c)(3) organizations) or in section 527, relating to political organizations?		Yes	No
a Transfers from the reporting foundation to a noncharitable exempt organization of			
(1) Cash	1a(1)		X
(2) Other assets	1a(2)		X
b Other transactions			
(1) Sales of assets to a noncharitable exempt organization	1b(1)		X
(2) Purchases of assets from a noncharitable exempt organization	1b(2)		X
(3) Rental of facilities, equipment, or other assets	1b(3)		X
(4) Reimbursement arrangements	1b(4)		X
(5) Loans or loan guarantees	1b(5)		X
(6) Performance of services or membership or fundraising solicitations	1b(6)		X
c Sharing of facilities, equipment, mailing lists, other assets, or paid employees	1c		X
d If the answer to any of the above is "Yes," complete the following schedule. Column (b) should always show the fair market value of the goods, other assets, or services given by the reporting foundation. If the foundation received less than fair market value in any transaction or sharing arrangement, show in column (d) the value of the goods, other assets, or services received.			

[illegible]

2a Is the foundation directly or indirectly affiliated with, or related to, one or more tax-exempt organizations described in section 501(c) of the Code (other than section 501(c)(3)) or in section 527? ☐ Yes ☒ No

b If "Yes," complete the following schedule		
(a) Name of organization	(b) Type of organization	(c) Description of relationship
N/A		

Under penalties of perjury, I declare that I have examined this return, including accompanying schedules and statements, and to the best of my knowledge and belief, it is true, correct, and complete. Declaration of preparer (other than taxpayer) is based on all information of which preparer has any knowledge.

Sign Here  Carolyn West 9-19-12  Y. President

Signature of officer or trustee Date Title

May the IRS discuss this return with the preparer shown below (see instr.)? ☒ Yes ☐ No

Paid Preparer Use Only	Print/Type preparer's name	Preparer's signature	Date	Check <input type="checkbox"/> if self-employed	PTIN
	DAVID P HYATT	<i>[Signature]</i>	9/11/12		P00883351
	Firm's name ▶ DAVID P HYATT CPA, PC			Firm's EIN ▶ 26-1932063	
	Firm's address ▶ 3551 E BARNETT ROAD; SUITE #105 MEDFORD, OR 97504			Phone no (541) 773-9407	

Form **990-PF** (2011)

WEST FAMILY FOUNDATION
ATTN: STEVE AND CAROLYN WEST
MGD ASSETS CUTLER LG CAP CORE
690 G STREET SUITE B
JACKSONVILLE OR 97530
Home: (541) 899-9199



D.A. Davidson & Co.

member: SIPC

Financial Consultant
CURT BENNETT/DAVE PRESZLER
Office: 91W Rep: 8173
Page 1 of 3

Portfolio Realized Profit and Loss

Account: 74975814

Period: From 08/01/2011 To 05/31/2012

Quantity	Description	Symbol	Acquisition		Cost	Sale		Profit or Loss	
			Date	Price		Date	Price	Proceeds	Profit Percent
Short Term									
1,530	DISNEY WALT CO	DIS	09/22/11	30.06	45,990.42	03/01/12	42.27	64,669.62	18,679.20 40.6%
500	INTEL CORP	INTC	08/04/11	21.36	10,679.30	03/01/12	26.81	13,402.26	2,722.96 25.5%
10,050	ISHARES DJ SELECT DIVIDEND INDEX FD	DVY	03/06/12	54.80	550,731.96	05/08/12	55.72	559,973.45	9,241.49 1.7%
35	MERCK & CO INC (NEW)	MRK	01/06/12	38.54	1,348.88	04/03/12	38.59	1,350.62	1.74 0.1%
235	MERCK & CO INC (NEW)	MRK	01/06/12	38.54	9,056.79	04/03/12	38.59	9,088.44	11.65 0.1%
90	SCHWAB CHARLES CORP NEW	SCHW	01/06/12	12.10	1,088.98	04/03/12	14.66	1,319.37	230.39 21.2%
400	SCHWAB CHARLES CORP NEW	SCHW	01/06/12	12.10	4,839.91	04/03/12	14.66	5,863.86	1,023.95 21.2%
600	SCHWAB CHARLES CORP NEW	SCHW	01/06/12	12.10	7,259.87	04/03/12	14.66	8,795.80	1,535.93 21.2%
700	SCHWAB CHARLES CORP NEW	SCHW	01/06/12	12.10	8,469.85	04/03/12	14.66	10,261.77	1,791.92 21.2%
900	SCHWAB CHARLES CORP NEW	SCHW	01/06/12	12.10	10,889.80	04/03/12	14.66	13,193.70	2,303.90 21.2%
900	SCHWAB CHARLES CORP NEW	SCHW	01/06/12	12.10	10,889.80	04/03/12	14.66	13,193.70	2,303.90 21.2%
Totals For: Short Term					\$661,245.56	\$701,092.59 6.0%			
Long Term									
100	AMERICAN EXPRESS CO	AXP	11/11/08	22.66	2,266.00	10/05/11	43.33	4,333.18	2,067.18 91.2%
800	AMERICAN EXPRESS CO	AXP	11/11/08	22.66	18,128.00	04/03/12	58.34	46,671.03	28,543.03 157.5%
320	AMERICAN EXPRESS CO	AXP	11/25/08	20.85	6,672.00	04/03/12	58.34	18,668.41	11,996.41 179.8%
500	AMERICAN EXPRESS CO	AXP	12/23/08	18.12	9,064.10	04/03/12	58.34	29,169.40	20,105.30 221.8%
50	AT&T INC	T	06/05/07	40.35	2,017.50	10/05/11	28.20	1,409.97	-607.53 -30.1%
400	BECTON DICKINSON & CO	BDX	12/23/08	66.74	26,696.16	05/07/12	76.90	30,759.34	4,063.18 15.2%
140	BECTON DICKINSON & CO	BDX	02/13/08	70.78	9,910.58	05/07/12	76.90	10,765.77	855.19 8.6%
50	BRISTOL MYERS SQUIBB CO	BMJ	03/02/09	17.92	896.35	10/05/11	32.64	1,631.97	735.62 82.1%
1,140	BRISTOL MYERS SQUIBB CO	BMJ	03/02/09	17.92	20,436.78	03/01/12	32.56	37,117.85	16,681.07 81.6%
710	BRISTOL MYERS SQUIBB CO	BMJ	07/06/09	18.54	13,877.66	03/01/12	32.56	23,117.25	9,239.59 66.6%
170	CATERPILLAR INC	CAT	08/05/07	78.21	13,295.70	08/02/11	98.53	16,749.43	3,453.73 26.0%
650	CATERPILLAR INC	CAT	08/05/07	78.21	50,836.50	03/01/12	113.22	73,591.67	22,755.17 44.8%
800	CHEVRON CORPORATION	CVX	08/05/07	82.70	66,160.00	03/01/12	109.61	87,686.82	21,526.82 32.5%
680	CHUBB CORP	CB	07/22/09	41.34	28,115.86	03/01/12	67.57	45,947.11	17,831.25 63.4%
335	CHUBB CORP	CB	07/24/09	45.32	15,185.38	03/01/12	67.57	22,635.71	7,450.33 49.1%
255	CONSOLIDATED EDISON INC HOLDING CO	ED	04/04/08	41.83	10,668.99	09/22/11	56.28	14,352.14	3,683.15 34.5%
1,145	CONSOLIDATED EDISON INC HOLDING CO	ED	04/04/08	41.83	47,905.84	01/06/12	59.07	67,631.13	19,725.29 41.2%
75	DUPONT E I DE NEMOURS & CO	DD	12/31/08	25.10	1,882.50	10/05/11	40.88	3,085.95	1,183.45 62.9%
1,025	DUPONT E I DE NEMOURS & CO	DD	12/31/08	25.10	25,727.50	05/07/12	52.90	54,221.48	28,493.98 110.8%
520	DUPONT E I DE NEMOURS & CO	DD	02/13/09	23.03	11,976.53	05/07/12	52.90	27,507.49	15,530.96 129.7%
75	HOME DEPOT INC	HD	08/05/07	38.87	2,915.25	10/05/11	32.82	2,461.45	-453.80 -15.6%
1,355	HOME DEPOT INC	HD	08/05/07	38.87	52,668.85	05/07/12	51.63	69,957.22	17,288.37 32.8%
840	HONEYWELL INTERNATIONAL INC	HON	03/02/09	25.02	23,522.18	04/03/12	60.57	56,934.01	33,411.83 142.0%
2,000	INTEL CORP	INTC	06/05/07	21.96	43,920.00	03/01/12	26.81	53,609.03	9,689.03 22.1%
85	INTL BUSINESS MACHINES CORP	IBM	06/05/07	105.92	9,003.20	08/22/11	168.14	14,291.70	5,288.50 58.7%
89	INTL BUSINESS MACHINES CORP	IBM	06/05/07	105.92	9,426.88	05/07/12	204.38	18,189.44	8,762.56 93.0%
181	INTL BUSINESS MACHINES CORP	IBM	06/05/07	105.92	19,171.52	05/07/12	204.38	36,991.95	17,820.43 93.0%
200	INTL BUSINESS MACHINES CORP	IBM	06/05/07	105.92	21,184.00	05/07/12	204.38	40,875.08	19,691.08 93.0%
65	KIMBERLY-CLARK CORP	KMB	06/05/07	72.05	4,683.25	09/22/11	69.09	4,490.88	-192.36 -4.1%
770	MCDONALDS CORP	MCD	01/19/11	75.22	57,918.86	04/03/12	99.16	76,351.55	18,432.69 31.8%
15	MERCK & CO INC (NEW)	MRK	02/12/10	36.69	550.34	04/03/12	38.59	578.83	28.49 5.2%
65	MERCK & CO INC (NEW)	MRK	02/12/10	36.69	2,384.79	04/03/12	38.59	2,508.29	123.50 5.2%
Totals For: Long Term					\$701,092.59				

5-June-2012-12:59:53

WEST FAMILY FOUNDATION
ATTN: STEVE AND CAROLYN WEST
MGO ASSETS CUTLER LG CAP CORE
680 G STREET SUITE B
JACKSONVILLE OR 97530
Home: (541) 899-9199



D.A. Davidson & Co.
member SIPC

Financial Consultant
CURT BENNETT/DAVE PRESZLER
Office: 91W Rep: 8173
Page 2 of 3

Portfolio Realized Profit and Loss

Account: 74975814

Period: From 06/01/2011 To 05/31/2012

Quantity	Description	Symbol	Acquisition		Sale		Proceeds	Profit or Loss Profit Percent
			Date	Price	Date	Price		
100	MERCK & CO INC (NEW)	MRK	02/12/10	36.69	04/03/12	38.59	3,858.91	190.00 5.2%
100	MERCK & CO INC (NEW)	MRK	02/12/10	36.69	04/03/12	38.59	3,858.91	190.00 5.2%
100	MERCK & CO INC (NEW)	MRK	02/12/10	36.69	04/03/12	38.59	3,858.91	190.00 5.2%
100	MERCK & CO INC (NEW)	MRK	02/12/10	36.69	04/03/12	38.59	3,858.91	190.00 5.2%
100	MERCK & CO INC (NEW)	MRK	02/12/10	36.69	04/03/12	38.59	3,858.91	190.00 5.2%
100	MERCK & CO INC (NEW)	MRK	02/12/10	36.69	04/03/12	38.59	3,858.91	190.00 5.2%
200	MERCK & CO INC (NEW)	MRK	02/12/10	36.69	04/03/12	38.59	3,858.91	190.00 5.2%
300	MERCK & CO INC (NEW)	MRK	02/12/10	36.69	04/03/12	38.59	3,858.91	190.00 5.2%
270	MONSANTO COMPANY	MON	07/06/09	73.30	04/03/12	81.15	21,940.00	570.01 5.2%
110	MONSANTO COMPANY	MON	07/06/09	73.30	04/03/12	81.15	21,940.00	570.01 5.2%
350	NATIONAL FUEL GAS CO	NFG	06/05/07	46.21	09/02/11	70.65	24,728.56	2,116.86 10.7%
50	NATIONAL FUEL GAS CO	NFG	06/05/07	46.21	04/03/12	48.36	2,418.09	107.40 4.6%
100	NATIONAL FUEL GAS CO	NFG	06/05/07	46.21	04/03/12	48.36	4,836.31	215.12 4.7%
100	NATIONAL FUEL GAS CO	NFG	06/05/07	46.21	04/03/12	48.36	4,836.31	214.93 4.7%
100	NATIONAL FUEL GAS CO	NFG	06/05/07	46.21	04/03/12	48.36	4,836.31	214.65 4.6%
200	NATIONAL FUEL GAS CO	NFG	06/05/07	46.21	04/03/12	48.36	9,672.38	214.64 4.6%
300	NATIONAL FUEL GAS CO	NFG	06/05/07	46.21	04/03/12	48.36	14,508.47	645.34 4.7%
250	NORDSTROM INC	JWN	10/15/07	41.97	03/01/12	53.50	13,374.76	2,881.92 27.5%
300	NORDSTROM INC	JWN	10/15/07	41.97	03/01/12	53.50	16,049.71	3,458.30 27.5%
400	NORDSTROM INC	JWN	10/15/07	41.97	03/01/12	53.51	21,403.61	4,615.06 27.5%
480	NORDSTROM INC	JWN	10/16/07	41.35	03/01/12	53.50	25,679.53	5,822.37 29.3%
50	NUCOR CORP	NUE	10/06/08	32.26	10/05/11	32.73	1,636.46	23.40 1.5%
950	NUCOR CORP	NUE	10/06/08	32.26	04/03/12	42.66	40,526.19	9,878.05 32.2%
50	PEPSICO INC	PEP	06/05/07	67.70	10/05/11	60.14	3,007.08	-378.24 -11.2%
9	PROCTER & GAMBLE CO	PG	03/02/11	62.48	04/03/12	67.05	603.43	41.11 7.3%
100	PROCTER & GAMBLE CO	PG	03/02/11	62.48	04/03/12	67.05	6,704.84	456.84 7.3%
175	PROCTER & GAMBLE CO	PG	03/02/11	62.48	04/03/12	67.05	11,733.48	798.48 7.3%
191	PROCTER & GAMBLE CO	PG	03/02/11	62.48	04/03/12	67.05	12,806.26	872.58 7.3%
300	PROCTER & GAMBLE CO	PG	03/02/11	62.48	04/03/12	67.05	20,114.54	1,370.54 7.3%
50	TEXAS INSTRUMENTS INC	TXN	09/17/08	22.43	10/05/11	28.09	1,404.61	282.66 25.2%
81	TEXAS INSTRUMENTS INC	TXN	09/17/08	22.43	04/03/12	32.72	2,650.27	832.70 45.8%
100	TEXAS INSTRUMENTS INC	TXN	09/17/08	22.43	04/03/12	32.72	3,271.93	1,028.02 45.8%
100	TEXAS INSTRUMENTS INC	TXN	09/17/08	22.43	04/03/12	32.72	3,271.93	1,028.02 45.8%
100	TEXAS INSTRUMENTS INC	TXN	09/17/08	22.43	04/03/12	32.72	3,271.93	1,028.02 45.8%
100	TEXAS INSTRUMENTS INC	TXN	09/17/08	22.43	04/03/12	32.72	3,271.92	1,028.01 45.8%
100	TEXAS INSTRUMENTS INC	TXN	09/17/08	22.43	04/03/12	32.72	3,271.92	1,028.01 45.8%
100	TEXAS INSTRUMENTS INC	TXN	09/17/08	22.43	04/03/12	32.72	3,271.92	1,028.01 45.8%
100	TEXAS INSTRUMENTS INC	TXN	09/17/08	22.43	04/03/12	32.72	3,271.92	1,028.01 45.8%
200	TEXAS INSTRUMENTS INC	TXN	09/17/08	22.43	04/03/12	32.72	6,543.87	2,056.05 45.8%
200	TEXAS INSTRUMENTS INC	TXN	09/17/08	22.43	04/03/12	32.72	6,543.87	2,056.05 45.8%
300	TEXAS INSTRUMENTS INC	TXN	09/17/08	22.43	04/03/12	32.72	9,815.78	3,084.06 45.8%
419	TEXAS INSTRUMENTS INC	TXN	09/17/08	22.43	04/03/12	32.72	13,709.37	4,307.40 45.8%

WEST FAMILY FOUNDATION
 ATTN: STEVE AND CAROLYN WEST
 MGD ASSETS CUTLER LG CAP CORE
 660 G STREET SUITE B
 JACKSONVILLE OR 97530
 Home: (541) 899-8199



D.A. Davidson & Co.
 member SIPC

Financial Consultant
 CURT BENNETT/DAVE PRESZLER
 Office: 91W Rep: 8173
 Page 3 of 3

Portfolio Realized Profit and Loss

Account: 74975814

Period: From 06/01/2011 To 05/31/2012

Quantity	Description	Symbol	Acquisition Date	Acquisition Price	Cost	Date	Sale Price	Proceeds	Profit or Loss Profit Percent
50	UNION PACIFIC CORP	UNP	03/18/09	39.72	1,986.25	10/05/11	86.12	4,305.85	2,319.70 116.8%
680	UNION PACIFIC CORP	UNP	03/18/09	39.72	27,013.00	03/01/12	111.52	75,833.59	48,820.59 180.7%
860	UNITED TECHNOLOGIES CORP	UTX	06/05/07	70.69	60,793.40	03/07/12	79.28	68,179.36	7,385.96 12.1%
Totals For: Long Term					\$1,048,486.62			\$1,540,707.07	\$492,220.45 46.9%
Totals for Account:					\$1,709,732.18			\$2,241,799.66	\$532,067.48 31.1%

Security prices are obtained from sources believed to be reliable. They do not represent bids to buy or sell. Cost information presented should be verified by comparison with personal records, purchase confirmations provided by security issuers. D. A. Davidson uses Broadridge portfolio management software for record keeping, reporting and performance calculations. The following types of securities are not included in performance reports: variable and fixed annuities, insurance and limited partnerships. Past performance is not a guarantee of future results.

The time-weighted rate of return removes the distorting effects of the inflows of new money to the portfolio by assuming a single investment at the beginning of the period and measuring the performance of that amount at the end of the period. It is the return figure most often used to compare the performance of different accounts over the same period. Returns for more than one year are annualized. This calculation does not reflect the actual performance of any specific investment. The information presented should not be considered a replacement for your trade confirmation and/or monthly statements. Market values shown in this report may differ from your D. A. Davidson statement values. For accounts with margin debit (Smart Credit) balances the performance may be a leveraged return which may not reflect the actual performance net of debit balances. Although the method of calculation is considered reliable, the information's accuracy is not guaranteed by D.A. Davidson.

WEST FAMILY FOUNDATION
MCD ASSETS RUSSELL CORE BAL
680 G ST SUITE B
JACKSONVILLE OR 97530
Home: (541) 899-8199



D.A. Davidson & Co. member SIPC

Financial Consultant
CURT BENNETT/DAVE PRESZLER
Office: 91V Rep: 8173
Page 1 of 1

Portfolio Realized Profit and Loss

Account: 74981339


Period: From 06/01/2011 To 05/31/2012

Quantity	Description	Symbol	Acquisition		Date	Cost	Date	Sale Price	Proceeds	Profit or Loss	
			Date	Price						Profit	Percent
Long Term	860.834 RUSSELL US CORE EQUITY I	REASX	08/13/10	23.47		20,203.77	04/10/12	29.29	25,213.82	5,010.05	24.8%
	1,111.518 RUSSELL U S QUANTITATIVE EQ I	REDSX	08/13/10	24.62		27,355.57	02/02/12	31.44	34,946.13	7,580.56	27.7%
	818.772 RUSSELL US SMALL & M/C S	RLESX	08/13/10	17.83		14,598.70	02/02/12	23.88	19,552.28	4,953.58	33.9%
Totals For: Long Term						\$62,168.05			\$79,712.23	\$17,544.18	28.2%
Totals for Account:						\$62,168.05			\$79,712.23	\$17,544.18	28.2%

Security prices are obtained from sources believed to be reliable. They do not represent bids to buy or sell. Cost information presented should be verified by comparison with personal records, purchase confirmations provided by security issuers. D. A. Davidson uses Broadridge portfolio management software for record keeping, reporting and performance calculations. The following types of securities are not included in performance reports: variable and fixed annuities, insurance and limited partnerships. Past performance is not a guarantee of future results.

The time-weighted rate of return removes the distorting effects of the inflows of new money to the portfolio by assuming a single investment at the beginning of the period and measuring the performance of that amount at the end of the period. It is the return figure most often used to compare the performance of different accounts over the same period. Returns for more than one year are annualized. This calculation does not reflect the actual performance of any specific investment. The information presented should not be considered a replacement for your trade confirmation and/or monthly statements. Market values shown in this report may differ from your D. A. Davidson statement values. For accounts with margin debit (Smart Credit) balances the performance may be a leveraged return which may not reflect the actual performance net of debit balances. Although the method of calculation is considered reliable, the information's accuracy is not guaranteed by D.A. Davidson.

WEST FAMILY FOUNDATION
CHOICE ACCOUNT
680 G ST SUITE B
JACKSONVILLE OR 97530
Home: (541) 899-9199



D.A. Davidson & Co.
member SIPC

Financial Consultant
CURT BENNETT/DAVE PRESZLER
Office: 91R Rep: 8173
Page 1 of 1

Portfolio Realized Profit and Loss

Account: 74981344

Period: From 06/01/2011 To 05/31/2012

Quantity	Description	Symbol	Acquisition		Date	Sale Price	Proceeds	Profit or Loss Profit Percent
			Date	Price				
Short Term								
1,563,063	UBS DYNAMIC ALPHA FUND-Y	BNAYX	12/20/10	6.24	9,691.11	6.11	9,489.21	-2.1%
Totals For: Short Term					\$9,691.11		\$9,489.21	-2.1%
Long Term								
682,927	UBS DYNAMIC ALPHA FUND-Y	BNAYX	03/01/06	11.03	7,532.68	6.15	4,200.00	-44.2%
42,183.71	UBS DYNAMIC ALPHA FUND-Y	BNAYX	03/01/06	11.03	465,286.32	6.11	257,742.47	-44.6%
57,666.654	UBS DYNAMIC ALPHA FUND-Y	BNAYX	03/01/06	11.03	636,053.19	6.11	352,343.26	-44.6%
11,256.974	UBS DYNAMIC ALPHA FUND-Y	BNAYX	12/18/09	6.17	69,455.53	6.11	68,780.11	-1.0%
2,628.251	UBS GLOBAL ALLOCATION A	BNGIX	03/06/06	13.77	36,191.07	9.18	24,127.34	-33.3%
17,807.798	UBS GLOBAL ALLOCATION A	BNGIX	03/06/06	13.77	245,213.37	9.18	163,475.59	-33.3%
13,388.64	UBS GLOBAL ALLOCATION A	BNGIX	12/19/07	13.62	182,353.28	9.18	122,907.72	-32.6%
7,307.788	UBS GLOBAL ALLOCATION A	BNGIX	12/18/09	9.23	67,450.98	9.18	67,085.58	-0.5%
7,140.221	UBS GLOBAL ALLOCATION A	BNGIX	12/20/10	9.80	69,974.17	9.18	65,547.23	-6.3%
232,068	UBS GLOBAL ALLOCATION A	BNGIX	03/17/06	14.02	3,253.62	9.48	2,200.00	-32.4%
Totals For: Long Term					\$1,782,774.21		\$1,128,409.31	-36.7%
Totals for Account:					\$1,792,465.32		\$1,137,898.52	-36.5%

Security prices are obtained from sources believed to be reliable. They do not represent bids to buy or sell. Cost information presented should be verified by comparison with personal records, purchase confirmations provided by security issuers. D. A. Davidson uses Broadridge portfolio management software for record keeping, reporting and performance calculations. The following types of securities are not included in performance reports: variable and fixed annuities, insurance and limited partnerships. Past performance is not a guarantee of future results.

The time-weighted rate of return removes the distorting effects of the inflows of new money to the portfolio by assuming a single investment at the beginning of the period and measuring the performance of that amount at the end of the period. It is the return figure most often used to compare the performance of different accounts over the same period. Returns for more than one year are annualized. This calculation does not reflect the actual performance of any specific investment. The information presented should not be considered a replacement for your trade confirmation and/or monthly statements. Market values shown in this report may differ from your D. A. Davidson statement values. For accounts with margin debit (Smart Credit) balances the performance may be a leveraged return which may not reflect the actual performance net of debit balances. Although the method of calculation is considered reliable, the information's accuracy is not guaranteed by D.A. Davidson.

STATEMENT S226

Contributions, Gifts, and Grants Paid during the Year

(See Key Issue 22I)

Organization West Family Foundation
TIN 20-4720365
Tax Year Ended 31-May-12

Form 990-PF, Part XV, Line 3a

	Recipient Name and Address (home or business)	If recipient is an individual, show any relationship to any foundation manager or substantial contributor	Foundation status of recipient	Purpose of grant or contribution	Amount
1	Addictions Recovery Center 1003 W Main Street Medford, OR 97501	N/A	Open	Fence and landscaping around Naumes Cottage	\$ 5,300 00
2	Jackson County School District 6 300 Ash Street Central Point, OR 97502	N/A	Open	Assistive Technology Solutions for special education students	\$ 5,000 00
3	Jackson County Child Abuse Task Force 816 W 10th Street Medford, OR 97501	N/A	Open	Mentoring, Parent Support & Peer Review	\$ 5,000 00
4	Coalition for Kids 223 SE M Street Grants Pass, OR 97526	N/A	Open	Family Resource Center Upgrades	\$ 1,000 00
5	Crescent Rural Fire Protection District 136727 Main St. Crescent, OR 97733	N/A	Open	Purchase external defibrillators	\$ 7,500 00
6	Family Nurturing Center 212 N. Oakdale Ave Medford, OR 97501	N/A	Open	Retrofit an additional therapeutic early childhood classroom	\$ 4,000 00
7	H E A R T P O Box 7871 Klamath Falls, OR 97602	N/A	Open	Materials to construct a portable mounting ramp and a block for use in off side mounting	\$ 700 00
8	Habitat for Humanity/ Rogue Valley P O Box 688 Medford, OR 97501	N/A	Open	Construction of house #42	\$ 5,000 00
9	Jackson County School District 9 P O Box 548 Eagle Point, OR 97524	N/A	Open	Support elementary and middle school student enrichment activities	\$ 3,000 00
10	Joes Place Ministries P O Box 1226 Grants Pass, OR 97528	N/A	Open	Outreach Services	\$ 10,000 00
11	Make A Wish Foundation 2000 SW First Ave Portland, OR 97201	N/A	Open	Support the "Wish" of a child with a life threatening medical condition	\$ 5,000 00
12	Maslow Project 500 Monroe St Medford, OR 97501	N/A	Open	Outreach Services	\$ 7,500 00
13	Jackson County School District 549C 500 Monroe St Medford, OR 97501	N/A	Open	Anti-Bullying Campaign at North Medford High School	\$ 2,000 00
14	Jackson County School District 549C 500 Monroe St Medford, OR 97501	N/A	Open	Impact One Leadership Academy at South Medford High School	\$ 10,000 00
15	Medical Teams International 14150 SW Milton Ct Tigard, OR 97224	N/A	Open	Mobile Dental Services in Southern	\$ 7,000 00
16	Options for Southern Oregon 1215 SW G Street Grants Pass, OR 97526	N/A	Open	Functional Family Therapy	\$ 5,000 00

Form 990-PF, Part XV, Line 3a

	Recipient Name and Address (home or business)	If recipient is an individual, show any relationship to any foundation manager or substantial contributor	Foundation status of recipient	Purpose of grant or contribution	Amount
17	Over the Rainbow 92611 Airport Road Sixes, OR 97476	N/A	Open	General Operating Support	\$ 2,000 00
18	Providence Community Health Foundation 940 Royal Ave, Suite 410 Medford, OR 97504	N/A	Open	Swindells Center	\$ 5,000 00
19	Rogue Retreat 1032 W Main Medford, OR 97501	N/A	Open	Playground	\$ 2,200 00
20	Rogue Retreat 1032 W Main Medford, OR 97501	N/A	Open	God's Food Pantry	\$ 4,800 00
21	Rogue Valley Symphony Association 1250 Siskiyou Blvd Ashland, OR 97520	N/A	Open	Chamber Players Quintet in the Classroom	\$ 2,000 00
22	Ross Ragland Theater 218 N 7th St Klamath Falls, OR 97601	N/A	Open	Outreach & Education Programs	\$ 2,500 00
23	S O Lions Sight & Hearing Center 228 N. Holly St. Medford, OR 97501	N/A	Open	Portable Audiometers	\$ 3,196 00
24	Society of St Vincent DePaul- Grants Pass 584 Peco Road Grants Pass, OR 97526	N/A	Open	Purchase a Delivery Truck	\$ 7,500 00
25	Southern Oregon Child Study and Treatment Center (SOCSTC) 358 S Oakdale Medford, OR 97501	N/A	Open	Remodel the kitchen at the SOCSTC residential home	\$ 4,438 00
26	City of Central Point 155 S 2nd St 2nd Floor Central Point, OR 97502	N/A	Open	Southern Oregon High Tech Crimes Task Force Mental Health Guardian Program	\$ 10,000 00
27	Southern Oregon Humane Society 2910 Table Rock Road Medford, OR 97501	N/A	Open	Humane Education Programs	\$ 2,500 00
28	Sparrow Clubs USA 2960 Doctor Park Drive Medford, OR 97504	N/A	Open	Southern Oregon Sparrow Clubs Program-2011/2012 school year	\$ 10,000 00
29	St Marks Episcopal Church 426 W 6th Street Medford, OR 97501	N/A	Open	West Medford Food Pantry	\$ 5,000 00
30	Sunny Wolf Youth Services P O Box 233 Wolf Creek, OR 97497	N/A	Open	General support for the Wolf Creek Teen Center	\$ 3,500 00
31	The Salvation Army, A California Corporation 304 Beatty St Medford, OR 97501	N/A	Open	Hope House	\$ 10,000 00
32	United Way of Jackson County 769 Spring Street Medford, OR 97504	N/A	Open	2012 Oregon Nonprofit Leaders Conference	\$ 1,500 00
33	Upper Rogue Cal Ripken P O Box 126 Eagle Point, OR 97524	N/A	Open	#4 Field Upgrades	\$ 3,000.00
34	Young Marines Of Southern Oregon 4184 Hillsinger Road Phoenix, OR 97535	N/A	Open	Youth Leadership Development	\$ 4,000 00
35	Youth for Christ- Rogue Valley 691 Murphy Road, Suite 112 Medford, OR 97504	N/A	Open	Purchase a Van	\$ 5,000 00

Form 990-PF, Part XV, Line 3a

	Recipient Name and Address (home or business)	If recipient is an individual, show any relationship to any foundation manager or substantial contributor	Foundation status of recipient	Purpose of grant or contribution	Amount
36	Ashland Emergency Food Bank P O Box 2578 Ashland, OR 97520	N/A	Open	Food Purchase Program	\$ 5,000 00
37	Be One for Kids P O Box 137 Phoenix, OR 97535	N/A	Open	Van rentals for the Southern Oregon basketball clubs	\$ 2,500 00
38	Boys & Girls Clubs of the Rogue Valley 203 SE 9th Street Grants Pass, OR 97526	N/A	Open	General operating support	\$ 5,000 00
39	CASA of Klamath County 403 Pine Street, 3rd Floor Klamath Falls, OR 97601	N/A	Open	General operating support	\$ 4,500 00
40	Central Neighborhood Church 4777 S Pacific Hwy Phoenix, OR 97535	N/A	Open	Royal Family Kids Camp	\$ 3,000 00
41	Crater Foundation P O Box 5172 Central Point, OR 97502	N/A	Open	School supplies for district 6 students	\$ 2,000 00
42	Curry County Master Gardener Association P O Box 488 Gold Beach, OR 97444	N/A	Open	Complete the Little Bear Patch school garden project	\$ 2,500 00
43	Dental Foundation of Oregon 434 D Street Jacksonville, OR 97530	N/A	Open	Two day Mission of Mercy dental Clinic	\$ 7,500 00
44	Eagle Point High School Booster Club P O Box 1366 Eagle Point, OR 97524	N/A	Open	Purchase and install an all weather field at Eagle Point High School	\$ 10,000 00
45	Hearts With a Mission 521 Edwards St Medford, OR 97501	N/A	Open	General operating support	\$ 10,000 00
46	Hoover Elementary PTO 2323 Siskiyou Blvd Medford, OR 97504	N/A	Open	Hoover Elementary Track Project	\$ 10,000 00
47	HOPE Equestrian Center P O Box 396 Eagle Point, OR 97524	N/A	Open	Adopt a rider fund	\$ 5,000 00
48	Illinois River Valley Arts Council P O Box 522 Cave Junction, OR 97523	N/A	Open	Learning through art program	\$ 3,800 00
49	Jackson County School District 6 300 Ash Street Central Point, OR 97502	N/A	Open	Outdoor Education Program at Jewett Elementary	\$ 1,698 00
50	Jacksonville Elementary School PTO 655 Hueners Lane Jacksonville, OR 97530	N/A	Open	Jacksonville Elementary Playground project	\$ 15,000 00
51	Josephine County Juvenile Justice 301 NW F Street Grants Pass, OR 97526	N/A	Open	CASA Program	\$ 7,640 00
52	Kids Unlimited of Oregon 821 N Riverside Medford, OR 97501	N/A	Open	Project Juntura	\$ 5,000 00
53	La Clinica 3617 S. Pacific Hwy Medford, OR 97501	N/A	Open	East Medford Dental Clinic	\$ 10,000.00
54	Mother Teresa Home dba Magdalene Home 12 Black Oak Drive Medford, OR 97504	N/A	Open	Housemother/Life Skills Trainer	\$ 5,000 00

Form 990-PF, Part XV, Line 3a

	Recipient Name and Address (home or business)	If recipient is an individual, show any relationship to any foundation manager or substantial contributor	Foundation status of recipient	Purpose of grant or contribution	Amount
55	Jackson County School District 549C 500 Monroe St Medford, OR 97501	N/A	Open	Project Dove	\$ 3,500.00
56	Nature Awareness & Wilderness Sports Programs P O Box 3537 Ashland, OR 97520	N/A	Open	Coyote Trails Jefferson Nature Center Roof Project	\$ 7,000 00
57	Navy Sea Cadet Program P O. Box 799 Gold Hill, OR 97525	N/A	Open	Uniforms for cadets	\$ 4,000 00
58	Jackson County School District 549C 500 Monroe St Medford, OR 97501	N/A	Open	Scholarships to NMHS graduates	\$ 6,000 00
59	Oregon Childrens Foundation 101 SW Market St Portland, OR 97201	N/A	Open	Rogue Valley SMART	\$ 5,000 00
60	Oregon Childrens Foundation 101 SW Market St. Portland, OR 97201	N/A	Open	Southwest SMART	\$ 3,500 00
61	Peter Britt Gardens Music and Arts Festival P O Box 1124 Medford, OR 97501	N/A	Open	In school music education programs	\$ 7,000.00
62	Phoenix Counseling Center 149 S Main St Phoenix, OR 97535	N/A	Open	Support of the counseling programs at Phoenix High School	\$ 5,975 00
63	Phoenix School District #4 745 N. Rose St Phoenix, OR 97535	N/A	Open	Community 101 project	\$ 2,500 00
64	Prospect School District 59 P O Box 40 Prospect, OR 97536	N/A	Open	Helmets & shoulder pads for the football program	\$ 7,000 00
65	Rogue Valley Humane Society 429 N W Scenic Drive Grants Pass, OR 97526	N/A	Open	2012 Critter Camp	\$ 3,000.00
66	The Arc of Jackson County 121 N Central Ave Medford, OR 97501	N/A	Open	Ken Wonderly Memorial Fund	\$ 2,600 00
67	This is The Edge, Inc. 1257 Siskiyou Blvd Ashland, OR 97520	N/A	Open	Clique busting and anti-bullying, self empowerment workshops at Eagle Point Middle School	\$ 4,745 00
68	Wilderness Trails, Inc P O. Box 4655 Medford, OR 97501	N/A	Open	Camper Sponsorships - Summer 2012	\$ 4,000 00
69	YMCA- Rogue Valley Family 522 W 6th Street Medford, OR 97501	N/A	Open	Financial assistance program	\$ 5,000 00
70	Young Marines Of Southern Oregon 1990 Riley Road Eagle Point, OR 97524	N/A	Open	Refund of grant issued during 05/31/2011 fiscal year end	\$ (749 30)

TOTAL PAID DURING THIS YEAR \$ 356,342 70

FORM 990-PF	DIVIDENDS AND INTEREST FROM SECURITIES	STATEMENT	1
-------------	--	-----------	---

SOURCE	GROSS AMOUNT	CAPITAL GAINS DIVIDENDS	COLUMN (A) AMOUNT
DA DAVIDSON	277,252.	0.	277,252.
TOTAL TO FM 990-PF, PART I, LN 4	277,252.	0.	277,252.

FORM 990-PF	RENTAL INCOME	STATEMENT	2
-------------	---------------	-----------	---

KIND AND LOCATION OF PROPERTY	ACTIVITY NUMBER	GROSS RENTAL INCOME
COMMERCIAL - JACKSONVILLE OR	1	<2,743.>
TOTAL TO FORM 990-PF, PART I, LINE 5A		<2,743.>

FORM 990-PF	LEGAL FEES	STATEMENT	3
-------------	------------	-----------	---

DESCRIPTION	(A) EXPENSES PER BOOKS	(B) NET INVEST- MENT INCOME	(C) ADJUSTED NET INCOME	(D) CHARITABLE PURPOSES
LEGAL FEES	1,790.	0.		1,790.
TO FM 990-PF, PG 1, LN 16A	1,790.	0.		1,790.

FORM 990-PF	ACCOUNTING FEES	STATEMENT	4
-------------	-----------------	-----------	---

DESCRIPTION	(A) EXPENSES PER BOOKS	(B) NET INVEST- MENT INCOME	(C) ADJUSTED NET INCOME	(D) CHARITABLE PURPOSES
ACCOUNTING FEES	4,415.	2,208.		2,207.
PAYROLL MANAGEMENT FEE	385.	0.		385.
TO FORM 990-PF, PG 1, LN 16B	4,800.	2,208.		2,592.

FORM 990-PF	OTHER PROFESSIONAL FEES			STATEMENT	5
DESCRIPTION	(A) EXPENSES PER BOOKS	(B) NET INVEST- MENT INCOME	(C) ADJUSTED NET INCOME	(D) CHARITABLE PURPOSES	
ADVISORY FEES	88,352.	88,352.		0.	
INVESTMENT EXPENSE	0.	0.		0.	
TO FORM 990-PF, PG 1, LN 16C	88,352.	88,352.		0.	

FORM 990-PF	TAXES			STATEMENT	6
DESCRIPTION	(A) EXPENSES PER BOOKS	(B) NET INVEST- MENT INCOME	(C) ADJUSTED NET INCOME	(D) CHARITABLE PURPOSES	
PAYROLL TAXES	2,836.	0.		2,836.	
STATE TAX	946.	0.		946.	
FEDERAL TAXES	1,839.	0.		1,839.	
TO FORM 990-PF, PG 1, LN 18	5,621.	0.		5,621.	

FORM 990-PF	OTHER EXPENSES			STATEMENT	7
DESCRIPTION	(A) EXPENSES PER BOOKS	(B) NET INVEST- MENT INCOME	(C) ADJUSTED NET INCOME	(D) CHARITABLE PURPOSES	
DUES AND SUBSCRIPTIONS	778.	0.		778.	
INSURANCE	1,109.	0.		1,109.	
MISCELLANEOUS	381.	0.		381.	
OFFICE EXPENSE	300.	0.		300.	
PUBLIC RELATIONS	2,977.	0.		2,977.	
UTILITIES	1,831.	0.		1,831.	
SUPPLIES	2,002.	0.		2,002.	
TRAINING	100.	0.		100.	
BUILDING REPAIRS & MAINTENANCE	383.	0.		383.	
AUTO EXPENSE	134.	0.		134.	
TO FORM 990-PF, PG 1, LN 23	9,995.	0.		9,995.	

FORM 990-PF	CORPORATE STOCK	STATEMENT	8
-------------	-----------------	-----------	---

DESCRIPTION	BOOK VALUE	FAIR MARKET VALUE
SECURITIES	8,372,578.	7,620,049.
TOTAL TO FORM 990-PF, PART II, LINE 10B	8,372,578.	7,620,049.

FORM 990-PF	OTHER ASSETS	STATEMENT	9
-------------	--------------	-----------	---

DESCRIPTION	BEGINNING OF YR BOOK VALUE	END OF YEAR BOOK VALUE	FAIR MARKET VALUE
DUE FROM CHANEY FOUNDATION	25,136.	5,771.	5,771.
INVESTMENT IN CWF PROPERTIES	0.	204,757.	204,757.
TO FORM 990-PF, PART II, LINE 15	25,136.	210,528.	210,528.

FORM 990-PF	PART XV - LINE 1A LIST OF FOUNDATION MANAGERS	STATEMENT	10
-------------	--	-----------	----

NAME OF MANAGER

STEVEN WEST
CAROLYN WEST

FORM 990-PF	GRANT APPLICATION SUBMISSION INFORMATION	STATEMENT 11
	PART XV, LINES 2A THROUGH 2D	

NAME AND ADDRESS OF PERSON TO WHOM APPLICATIONS SHOULD BE SUBMITTED

CARRIE HANSON, EXECUTIVE DIRECTOR
680 G STREET SUITE B
JACKSONVILLE, OR 97530

TELEPHONE NUMBER

(541) 899-9976

FORM AND CONTENT OF APPLICATIONS

INTERNET APPLICATION FORM FOUND ON WEBSITE

ANY SUBMISSION DEADLINES

THE LAST BUSINESS DAY IN FEBRUARY AND AUGUST

RESTRICTIONS AND LIMITATIONS ON AWARDS

DISTRIBUTIONS WILL BE MADE WHICH PRIMARILY BENEFIT AREAS OF PUBLIC SCHOOL ENRICHMENT, HUMAN SERVICES, AND OTHER CHARITABLE CAUSES TO PROVIDE A BETTER OPPORTUNITY IN LIFE FOR CHILDREN AND THEIR FAMILIES WHO RESIDE IN THE GEOGRAPHIC AREAS OF SOUTHERN OREGON; JACKSON, JOSEPHINE, CURRY, AND KLAMATH COUNTIES.

THE FOLLOWING ACTIVITIES ARE INELIGIBLE FOR FUNDING: ENDOWMENTS OR ANNUAL FUND DRIVES, INDIRECT OR OVERHEAD EXPENSES, SPONSORSHIP OF FUNDRAISING EVENTS, AND VISUAL AND PERFORMING ARTS PROGRAMS (HOWEVER SOME SCHOOL-BASED PROJECTS MAY QUALIFY), PROJECTS THAT HAVE A SPECIFIC RELIGIOUS PURPOSE, PROPERTY ACQUISITION OR MULTI-MILLION DOLLAR CAPITAL CAMPAIGNS.