



See a Social Security Number? Say Something!
Report Privacy Problems to <https://public.resource.org/privacy>
Or call the IRS Identity Theft Hotline at 1-800-908-4490



Form **990-PF**

Department of the Treasury
Internal Revenue Service

Return of Private Foundation
or Section 4947(a)(1) Nonexempt Charitable Trust
Treated as a Private Foundation

Note. The foundation may be able to use a copy of this return to satisfy state reporting requirements

OMB No 1545-0052

2011

For calendar year 2011, or tax year beginning 04-01-2011 , and ending 03-31-2012

G Check all that apply

☐ Initial return

☐ Initial return of a former public charity

☐ Final return

☐ Amended return

☐ Address change

☐ Name change

Name of foundation
BOSTON BAPTIST SOCIAL UNION

% THE ORGANIZATION

Number and street (or P O box number if mail is not delivered to street address)
179 GREEN STREET

Room/suite

City or town, state, and ZIP code
MELROSE, MA 021761922

A Employer identification number
04-6034977

B Telephone number (see page 10 of the instructions)
(781) 662-6262

C If exemption application is pending, check here ☐

D 1. Foreign organizations, check here ☐

2. Foreign organizations meeting the 85% test, check here and attach computation ☐

E If private foundation status was terminated under section 507(b)(1)(A), check here ☐

F If the foundation is in a 60-month termination under section 507(b)(1)(B), check here ☐





H Check type of organization ☒ Section 501(c)(3) exempt private foundation








☐ Section 4947(a)(1) nonexempt charitable trust



☐ Other taxable private foundation

I Fair market value of all assets at end of year (from Part II, col. (c), line 16)
\$ 16,692,109

J Accounting method ☐ Cash ☒ Accrual
☐ Other (specify) _____
(Part I, column (d) must be on cash basis.)



Part I Analysis of Revenue and Expenses (The total of amounts in columns (b), (c), and (d) may not necessarily equal the amounts in column (a) (see page 11 of the instructions))		(a) Revenue and expenses per books	(b) Net investment income	(c) Adjusted net income	(d) Disbursements for charitable purposes (cash basis only)
Revenue	1 Contributions, gifts, grants, etc , received (attach schedule)	0			
	2 Check <input type="checkbox"/> if the foundation is not required to attach Sch B				
	3 Interest on savings and temporary cash investments	41	41		
	4 Dividends and interest from securities.	778,528	778,528		
	5a Gross rents				
	b Net rental income or (loss) _____				
	6a Net gain or (loss) from sale of assets not on line 10	-35,157			
	b Gross sales price for all assets on line 6a _____ 852,936				
	7 Capital gain net income (from Part IV, line 2)		0		
	8 Net short-term capital gain				
	9 Income modifications				
	10a Gross sales less returns and allowances				
	b Less Cost of goods sold				
Operating and Administrative Expenses	c Gross profit or (loss) (attach schedule)				
	11 Other income (attach schedule)	 12,750		12,750	
	12 Total. Add lines 1 through 11	756,162	778,569	12,750	
	13 Compensation of officers, directors, trustees, etc	24,000			4,750
	14 Other employee salaries and wages				
	15 Pension plans, employee benefits				
	16a Legal fees (attach schedule).				
	b Accounting fees (attach schedule).	 8,300	0	0	0
	c Other professional fees (attach schedule)				
	17 Interest				
	18 Taxes (attach schedule) (see page 14 of the instructions)	 7,786			
	19 Depreciation (attach schedule) and depletion . . .				
	20 Occupancy	5,200			1,300
	21 Travel, conferences, and meetings	149,804	1,219	12,750	23,443
	22 Printing and publications	3,976			
	23 Other expenses (attach schedule).	 177,496			
	24 Total operating and administrative expenses. Add lines 13 through 23	376,562	1,219	12,750	29,493
	25 Contributions, gifts, grants paid	752,581			752,581
	26 Total expenses and disbursements. Add lines 24 and 25	1,129,143	1,219	12,750	782,074
	27 Subtract line 26 from line 12				
	a Excess of revenue over expenses and disbursements	-372,981			
	b Net investment income (if negative, enter -0-)		777,350		
	c Adjusted net income (if negative, enter -0-)				

Part II Balance Sheets		Attached schedules and amounts in the description column should be for end-of-year amounts only (See instructions)	Beginning of year	End of year	
			(a) Book Value	(b) Book Value	(c) Fair Market Value
Assets	1	Cash—non-interest-bearing	3,687	9,191	9,191
	2	Savings and temporary cash investments	144,203	89,256	89,256
	3	Accounts receivable ▶ _____ Less allowance for doubtful accounts ▶ _____			
	4	Pledges receivable ▶ _____ Less allowance for doubtful accounts ▶ _____			
	5	Grants receivable			
	6	Receivables due from officers, directors, trustees, and other disqualified persons (attach schedule) (see page 15 of the instructions)			
	7	Other notes and loans receivable (attach schedule) ▶ _____ Less allowance for doubtful accounts ▶ _____			
	8	Inventories for sale or use			
	9	Prepaid expenses and deferred charges		5,814	5,814
	10a	Investments—U S and state government obligations (attach schedule)	191,065	 189,760	189,760
	b	Investments—corporate stock (attach schedule)	13,194,644	 12,887,415	12,887,415
	c	Investments—corporate bonds (attach schedule).	1,408,248	 2,117,535	2,117,535
	11	Investments—land, buildings, and equipment basis ▶ _____ Less accumulated depreciation (attach schedule) ▶ _____			
	12	Investments—mortgage loans			
	13	Investments—other (attach schedule)	1,285,666	 1,393,137	1,393,137
	14	Land, buildings, and equipment basis ▶ _____ Less accumulated depreciation (attach schedule) ▶ _____			
	15	Other assets (describe ▶ _____)	 1	 1	 1
	16	Total assets (to be completed by all filers—see the instructions Also, see page 1, item I)	16,227,514	16,692,109	16,692,109

Liabilities	17	Accounts payable and accrued expenses		2,476	
	18	Grants payable			
	19	Deferred revenue			
	20	Loans from officers, directors, trustees, and other disqualified persons			
	21	Mortgages and other notes payable (attach schedule)			
	22	Other liabilities (describe ▶ _____)	 73,259	 75,859	
	23	Total liabilities (add lines 17 through 22)	73,259	78,335	

Net Assets or Fund Balances	Foundations that follow SFAS 117, check here ▶ <input checked="" type="checkbox"/>				
	and complete lines 24 through 26 and lines 30 and 31.				
	24	Unrestricted	2,302,590	2,368,089	
	25	Temporarily restricted	12,206,692	12,553,920	
	26	Permanently restricted	1,644,973	1,691,765	
	Foundations that do not follow SFAS 117, check here ▶ <input type="checkbox"/>				
	and complete lines 27 through 31.				
	27	Capital stock, trust principal, or current funds			
	28	Paid-in or capital surplus, or land, bldg , and equipment fund			
	29	Retained earnings, accumulated income, endowment, or other funds			
	30	Total net assets or fund balances (see page 17 of the instructions)	16,154,255	16,613,774	
	31	Total liabilities and net assets/fund balances (see page 17 of the instructions)	16,227,514	16,692,109	

Part III Analysis of Changes in Net Assets or Fund Balances

1	Total net assets or fund balances at beginning of year—Part II, column (a), line 30 (must agree with end-of-year figure reported on prior year’s return)	1	16,154,255
2	Enter amount from Part I, line 27a	2	-372,981
3	Other increases not included in line 2 (itemize) ▶ 	3	840,909
4	Add lines 1, 2, and 3	4	16,622,183
5	Decreases not included in line 2 (itemize) ▶ 	5	8,409
6	Total net assets or fund balances at end of year (line 4 minus line 5)—Part II, column (b), line 30	6	16,613,774

Part IV Capital Gains and Losses for Tax on Investment Income

(a) List and describe the kind(s) of property sold (e g , real estate, 2-story brick warehouse, or common stock, 200 shs MLC Co)		(b) How acquired P—Purchase D—Donation	(c) Date acquired (mo , day, yr)	(d) Date sold (mo , day, yr)
1 a	SEE ATTACHED SCHEDULE	P		
b				
c				
d				
e				

(e) Gross sales price	(f) Depreciation allowed (or allowable)	(g) Cost or other basis plus expense of sale	(h) Gain or (loss) (e) plus (f) minus (g)
a 852,936		888,093	-35,157
b			
c			
d			
e			

Complete only for assets showing gain in column (h) and owned by the foundation on 12/31/69

(i) F M V as of 12/31/69	(j) Adjusted basis as of 12/31/69	(k) Excess of col (i) over col (j), if any	(l) Gains (Col (h) gain minus col (k), but not less than -0-) or Losses (from col (h))
a			-35,157
b			
c			
d			
e			

2 Capital gain net income or (net capital loss)	{ If gain, also enter in Part I, line 7 If (loss), enter -0- in Part I, line 7 }	2	-35,157
3 Net short-term capital gain or (loss) as defined in sections 1222(5) and (6) If gain, also enter in Part I, line 8, column (c) (see pages 13 and 17 of the instructions) If (loss), enter -0- in Part I, line 8		3	

Part V Qualification Under Section 4940(e) for Reduced Tax on Net Investment Income

(For optional use by domestic private foundations subject to the section 4940(a) tax on net investment income)

If section 4940(d)(2) applies, leave this part blank

Was the foundation liable for the section 4942 tax on the distributable amount of any year in the base period? ☐ Yes ☒ No

If "Yes," the foundation does not qualify under section 4940(e) Do not complete this part

1 Enter the appropriate amount in each column for each year, see page 18 of the instructions before making any entries

(a) Base period years Calendar year (or tax year beginning in)	(b) Adjusted qualifying distributions	(c) Net value of noncharitable-use assets	(d) Distribution ratio (col (b) divided by col (c))
2010	684,531	15,100,535	0 045332
2009	693,771	14,434,660	0 048063
2008	481,782	15,156,669	0 031787
2007			
2006			

2 Total of line 1, column (d).	2	0 125182
3 Average distribution ratio for the 5-year base period—divide the total on line 2 by 5, or by the number of years the foundation has been in existence if less than 5 years	3	0 041727
4 Enter the net value of noncharitable-use assets for 2011 from Part X, line 5.	4	15,964,814
5 Multiply line 4 by line 3.	5	666,164
6 Enter 1% of net investment income (1% of Part I, line 27b).	6	7,774
7 Add lines 5 and 6.	7	673,938
8 Enter qualifying distributions from Part XII, line 4.	8	782,074

If line 8 is equal to or greater than line 7, check the box in Part VI, line 1b, and complete that part using a 1% tax rate See the Part VI instructions on page 18

Part VIExcise Tax Based on Investment Income (Section 4940(a), 4940(b), 4940(e), or 4948—see page 18 of the instructions)

1a		Exempt operating foundations described in section 4940(d)(2), check here <input type="checkbox"/> and enter "N/A" on line 1			
		Date of ruling or determination letter _____ (attach copy of letter if necessary—see instructions)			
b		Domestic foundations that meet the section 4940(e) requirements in Part V, check here <input checked="" type="checkbox"/> and enter 1% of Part I, line 27b		1	7,774
c		All other domestic foundations enter 2% of line 27b Exempt foreign organizations enter 4% of Part I, line 12, col (b)			
2		Tax under section 511 (domestic section 4947(a)(1) trusts and taxable foundations only Others enter -0-)		2	
3		Add lines 1 and 2.		3	7,774
4		Subtitle A (income) tax (domestic section 4947(a)(1) trusts and taxable foundations only Others enter -0-)		4	
5		Tax based on investment income. Subtract line 4 from line 3 If zero or less, enter -0-		5	7,774
6		Credits/Payments			
a		2011 estimated tax payments and 2010 overpayment credited to 2011	6a	13,600	
b		Exempt foreign organizations—tax withheld at source	6b		
c		Tax paid with application for extension of time to file (Form 8868)	6c	25,000	
d		Backup withholding erroneously withheld	6d		
7		Total credits and payments Add lines 6a through 6d.		7	38,600
8		Enter any penalty for underpayment of estimated tax Check here <input type="checkbox"/> if Form 2220 is attached		8	12
9		Tax due. If the total of lines 5 and 8 is more than line 7, enter amount owed		9	
10		Overpayment. If line 7 is more than the total of lines 5 and 8, enter the amount overpaid.		10	30,814
11		Enter the amount of line 10 to be Credited to 2012 estimated tax <input type="checkbox"/> 8,000	Refunded <input type="checkbox"/>	11	22,814

Part VII-AStatements Regarding Activities

1a	During the tax year, did the foundation attempt to influence any national, state, or local legislation or did it participate or intervene in any political campaign? <input checked="" type="checkbox"/>		Yes	No
		1a		No
b	Did it spend more than \$100 during the year (either directly or indirectly) for political purposes (see page 19 of the instructions for definition)?			No
	If the answer is "Yes" to 1a or 1b, attach a detailed description of the activities and copies of any materials published or distributed by the foundation in connection with the activities.			
c	Did the foundation file Form 1120-POL for this year?	1c		No
d	Enter the amount (if any) of tax on political expenditures (section 4955) imposed during the year (1) On the foundation <input type="checkbox"/> \$ _____ (2) On foundation managers <input type="checkbox"/> \$ _____			
e	Enter the reimbursement (if any) paid by the foundation during the year for political expenditure tax imposed on foundation managers <input type="checkbox"/> \$ _____			
2	Has the foundation engaged in any activities that have not previously been reported to the IRS?	2		No
	If "Yes," attach a detailed description of the activities.			
3	Has the foundation made any changes, not previously reported to the IRS, in its governing instrument, articles of incorporation, or bylaws, or other similar instruments? If "Yes," attach a conformed copy of the changes <input checked="" type="checkbox"/>	3		No
4a	Did the foundation have unrelated business gross income of \$1,000 or more during the year?	4a		No
b	If "Yes," has it filed a tax return on Form 990-T for this year?	4b		
5	Was there a liquidation, termination, dissolution, or substantial contraction during the year?	5		No
	If "Yes," attach the statement required by General Instruction T. <input checked="" type="checkbox"/>			
6	Are the requirements of section 508(e) (relating to sections 4941 through 4945) satisfied either			
	• By language in the governing instrument, or			
	• By state legislation that effectively amends the governing instrument so that no mandatory directions that conflict with the state law remain in the governing instrument?	6	Yes	
7	Did the foundation have at least \$5,000 in assets at any time during the year? If "Yes," complete Part II, col (c), and Part XV	7	Yes	
8a	Enter the states to which the foundation reports or with which it is registered (see page 19 of the instructions) <input type="checkbox"/> MA _____			
b	If the answer is "Yes" to line 7, has the foundation furnished a copy of Form 990-PF to the Attorney General (or designate) of each state as required by General Instruction G? If "No," attach explanation .	8b	Yes	
9	Is the foundation claiming status as a private operating foundation within the meaning of section 4942(j)(3) or 4942(j)(5) for calendar year 2011 or the taxable year beginning in 2011 (see instructions for Part XIV on page 27)? If "Yes," complete Part XIV	9		No
10	Did any persons become substantial contributors during the tax year? If "Yes," attach a schedule listing their names and addresses	10		No

Part VII-A

Statements Regarding Activities *(continued)*

11	At any time during the year, did the foundation, directly or indirectly, own a controlled entity within the meaning of section 512(b)(13)? If "Yes," attach schedule (see page 20 of the instructions).	11		No
12	Did the foundation acquire a direct or indirect interest in any applicable insurance contract before August 17, 2008?	12		No
13	Did the foundation comply with the public inspection requirements for its annual returns and exemption application? Website address BBSU ORG	13	Yes	
14	The books are in care of THE ORGANIZATION Telephone no (781) 662-6262 Located at 179 GREEN STREET SUITE 2 MELROSE MA ZIP +4 021761922			
15	Section 4947(a)(1) nonexempt charitable trusts filing Form 990-PF in lieu of Form 1041 —Check here <input type="checkbox"/> and enter the amount of tax-exempt interest received or accrued during the year 15			
16	At any time during calendar year 2011, did the foundation have an interest in or a signature or other authority over a bank, securities, or other financial account in a foreign country?	16	Yes	No
See the instructions for exceptions and filing requirements for Form TD F 90-22 1 If "Yes", enter the name of the foreign country 				

Part VII-B

Statements Regarding Activities for Which Form 4720 May Be Required

File Form 4720 if any item is checked in the "Yes" column, unless an exception applies.			Yes	No
1a	During the year did the foundation (either directly or indirectly) (1) Engage in the sale or exchange, or leasing of property with a disqualified person? <input type="checkbox"/> Yes <input checked="" type="checkbox"/> No (2) Borrow money from, lend money to, or otherwise extend credit to (or accept it from) a disqualified person? <input type="checkbox"/> Yes <input checked="" type="checkbox"/> No (3) Furnish goods, services, or facilities to (or accept them from) a disqualified person? <input type="checkbox"/> Yes <input checked="" type="checkbox"/> No (4) Pay compensation to, or pay or reimburse the expenses of, a disqualified person? <input type="checkbox"/> Yes <input checked="" type="checkbox"/> No (5) Transfer any income or assets to a disqualified person (or make any of either available for the benefit or use of a disqualified person)? <input type="checkbox"/> Yes <input checked="" type="checkbox"/> No (6) Agree to pay money or property to a government official? (Exception. Check "No" if the foundation agreed to make a grant to or to employ the official for a period after termination of government service, if terminating within 90 days). <input type="checkbox"/> Yes <input checked="" type="checkbox"/> No			
b	If any answer is "Yes" to 1a(1)–(6), did any of the acts fail to qualify under the exceptions described in Regulations section 53.4941(d)-3 or in a current notice regarding disaster assistance (see page 20 of the instructions)? . . . Organizations relying on a current notice regarding disaster assistance check here. <input type="checkbox"/>	1b		
c	Did the foundation engage in a prior year in any of the acts described in 1a, other than excepted acts, that were not corrected before the first day of the tax year beginning in 2011?	1c		No
2	Taxes on failure to distribute income (section 4942) (does not apply for years the foundation was a private operating foundation defined in section 4942(j)(3) or 4942(j)(5))			
a	At the end of tax year 2011, did the foundation have any undistributed income (lines 6d and 6e, Part XIII) for tax year(s) beginning before 2011? <input type="checkbox"/> Yes <input checked="" type="checkbox"/> No If "Yes," list the years 20 , 20 , 20 , 20			
b	Are there any years listed in 2a for which the foundation is not applying the provisions of section 4942(a)(2) (relating to incorrect valuation of assets) to the year's undistributed income? (If applying section 4942(a)(2) to all years listed, answer "No" and attach statement—see page 20 of the instructions).	2b		
c	If the provisions of section 4942(a)(2) are being applied to any of the years listed in 2a, list the years here 20 , 20 , 20 , 20			
3a	Did the foundation hold more than a 2% direct or indirect interest in any business enterprise at any time during the year? <input type="checkbox"/> Yes <input checked="" type="checkbox"/> No			
b	If "Yes," did it have excess business holdings in 2011 as a result of (1) any purchase by the foundation or disqualified persons after May 26, 1969, (2) the lapse of the 5-year period (or longer period approved by the Commissioner under section 4943(c)(7)) to dispose of holdings acquired by gift or bequest, or (3) the lapse of the 10-, 15-, or 20-year first phase holding period? (<i>Use Schedule C, Form 4720, to determine if the foundation had excess business holdings in 2011.</i>).	3b		
4a	Did the foundation invest during the year any amount in a manner that would jeopardize its charitable purposes?	4a		No
b	Did the foundation make any investment in a prior year (but after December 31, 1969) that could jeopardize its charitable purpose that had not been removed from jeopardy before the first day of the tax year beginning in 2011?	4b		No

Part VII-B

Statements Regarding Activities for Which Form 4720 May Be Required (continued)

5a

During the year did the foundation pay or incur any amount to

(1) Carry on propaganda, or otherwise attempt to influence legislation (section 4945(e))?

☐ Yes ☒ No

(2) Influence the outcome of any specific public election (see section 4955), or to carry on, directly or indirectly, any voter registration drive?

☐ Yes ☒ No

(3) Provide a grant to an individual for travel, study, or other similar purposes?

☐ Yes ☒ No

(4) Provide a grant to an organization other than a charitable, etc , organization described in section 509(a)(1), (2), or (3), or section 4940(d)(2)? (see page 22 of the instructions).

☐ Yes ☒ No

(5) Provide for any purpose other than religious, charitable, scientific, literary, or educational purposes, or for the prevention of cruelty to children or animals?

☐ Yes ☒ No

b

If any answer is "Yes" to 5a(1)–(5), did **any** of the transactions fail to qualify under the exceptions described in Regulations section 53.4945 or in a current notice regarding disaster assistance (see page 22 of the instructions)? Organizations relying on a current notice regarding disaster assistance check here.

☒

c

If the answer is "Yes" to question 5a(4), does the foundation claim exemption from the tax because it maintained expenditure responsibility for the grant?

☐ Yes ☐ No

If "Yes," attach the statement required by Regulations section 53.4945–5(d).

6a

Did the foundation, during the year, receive any funds, directly or indirectly, to pay premiums on a personal benefit contract?

☐ Yes ☒ No

b

Did the foundation, during the year, pay premiums, directly or indirectly, on a personal benefit contract?

6b

No

If "Yes" to 6b, file Form 8870.

7a

At any time during the tax year, was the foundation a party to a prohibited tax shelter transaction?

☐ Yes ☒ No

b

If yes, did the foundation receive any proceeds or have any net income attributable to the transaction?

7b

Part VIII

Information About Officers, Directors, Trustees, Foundation Managers, Highly Paid Employees, and Contractors

1

List all officers, directors, trustees, foundation managers and their compensation (see page 22 of the instructions).

(a) Name and address	(b) Title, and average hours per week devoted to position	(c) Compensation (If not paid, enter -0-)	(d) Contributions to employee benefit plans and deferred compensation	(e) Expense account, other allowances
See Additional Data Table				

2

Compensation of five highest-paid employees (other than those included on line 1—see page 23 of the instructions). If none, enter "NONE."

(a) Name and address of each employee paid more than \$50,000	(b) Title, and average hours per week devoted to position	(c) Compensation	(d) Contributions to employee benefit plans and deferred compensation	(e) Expense account, other allowances

Total

number of other employees paid over \$50,000.

Part VIII

Information About Officers, Directors, Trustees, Foundation Managers, Highly Paid Employees, and Contractors (continued)

3 Five highest-paid independent contractors for professional services (see page 23 of the instructions). If none, enter "NONE".

(a) Name and address of each person paid more than \$50,000	(b) Type of service	(c) Compensation
Total number of others receiving over \$50,000 for professional services.		

Part IX-A

Summary of Direct Charitable Activities

List the foundation's four largest direct charitable activities during the tax year. Include relevant statistical information such as the number of organizations and other beneficiaries served, conferences convened, research papers produced, etc.

	Expenses
1	
2	
3	
4	

Part IX-B

Summary of Program-Related Investments (see page 23 of the instructions)

Describe the two largest program-related investments made by the foundation during the tax year on lines 1 and 2	Amount
1	
2	
All other program-related investments. See page 24 of the instructions	
3	
Total. Add lines 1 through 3.	

Part X

Minimum Investment Return (All domestic foundations must complete this part. Foreign foundations, see page 24 of the instructions.)

1	Fair market value of assets not used (or held for use) directly in carrying out charitable, etc , purposes		
a	Average monthly fair market value of securities.	1a	16,064,078
b	Average of monthly cash balances.	1b	143,855
c	Fair market value of all other assets (see page 24 of the instructions).	1c	0
d	Total (add lines 1a, b, and c).	1d	16,207,933
e	Reduction claimed for blockage or other factors reported on lines 1a and 1c (attach detailed explanation).	1e	
2	Acquisition indebtedness applicable to line 1 assets.	2	0
3	Subtract line 2 from line 1d.	3	16,207,933
4	Cash deemed held for charitable activities Enter 1 1/2% of line 3 (for greater amount, see page 25 of the instructions).	4	243,119
5	Net value of noncharitable-use assets. Subtract line 4 from line 3 Enter here and on Part V, line 4	5	15,964,814
6	Minimum investment return. Enter 5% of line 5.	6	798,241

Part XI

Distributable Amount (see page 25 of the instructions) (Section 4942(j)(3) and (j)(5) private operating foundations and certain foreign organizations check here ☒ and do not complete this part.)

1	Minimum investment return from Part X, line 6.	1	798,241
2a	Tax on investment income for 2011 from Part VI, line 5.	2a	7,774
b	Income tax for 2011 (This does not include the tax from Part VI).	2b	
c	Add lines 2a and 2b.	2c	7,774
3	Distributable amount before adjustments Subtract line 2c from line 1.	3	790,467
4	Recoveries of amounts treated as qualifying distributions.	4	
5	Add lines 3 and 4.	5	790,467
6	Deduction from distributable amount (see page 25 of the instructions).	6	
7	Distributable amount as adjusted Subtract line 6 from line 5 Enter here and on Part XIII, line 1.	7	790,467

Part XII

Qualifying Distributions (see page 25 of the instructions)

1	Amounts paid (including administrative expenses) to accomplish charitable, etc , purposes		
a	Expenses, contributions, gifts, etc —total from Part I, column (d), line 26.	1a	782,074
b	Program-related investments—total from Part IX-B.	1b	0
2	Amounts paid to acquire assets used (or held for use) directly in carrying out charitable, etc , purposes.	2	0
3	Amounts set aside for specific charitable projects that satisfy the		
a	Suitability test (prior IRS approval required).	3a	0
b	Cash distribution test (attach the required schedule).	3b	0
4	Qualifying distributions. Add lines 1a through 3b Enter here and on Part V, line 8, and Part XIII, line 4	4	782,074
5	Foundations that qualify under section 4940(e) for the reduced rate of tax on net investment income Enter 1% of Part I, line 27b (see page 26 of the instructions).	5	7,774
6	Adjusted qualifying distributions. Subtract line 5 from line 4.	6	774,300
Note: The amount on line 6 will be used in Part V, column (b), in subsequent years when calculating whether the foundation qualifies for the section 4940(e) reduction of tax in those years			

Part XIII

Undistributed Income (see page 26 of the instructions)

		(a) Corpus	(b) Years prior to 2010	(c) 2010	(d) 2011
1	Distributable amount for 2011 from Part XI, line 7				790,467
2	Undistributed income, if any, as of the end of 2011				
a	Enter amount for 2010 only.			318,968	
b	Total for prior years 2009 , 2008 , 2007				
3	Excess distributions carryover, if any, to 2011				
a	From 2006.				
b	From 2007.				
c	From 2008.				
d	From 2009.				
e	From 2010.				0
f	Total of lines 3a through e.	0			
4	Qualifying distributions for 2011 from Part XII, line 4 ▶ \$ 782,074				
a	Applied to 2010, but not more than line 2a			318,968	
b	Applied to undistributed income of prior years (Election required—see page 26 of the instructions)				
c	Treated as distributions out of corpus (Election required—see page 26 of the instructions). . .				
d	Applied to 2011 distributable amount.				463,106
e	Remaining amount distributed out of corpus	0			
5	Excess distributions carryover applied to 2011 (If an amount appears in column (d), the same amount must be shown in column (a).)	0			0
6	Enter the net total of each column as indicated below:				
a	Corpus Add lines 3f, 4c, and 4e Subtract line 5	0			
b	Prior years' undistributed income Subtract line 4b from line 2b.				
c	Enter the amount of prior years' undistributed income for which a notice of deficiency has been issued, or on which the section 4942(a) tax has been previously assessed.				
d	Subtract line 6c from line 6b Taxable amount—see page 27 of the instructions . . .				
e	Undistributed income for 2010 Subtract line 4a from line 2a Taxable amount—see page 27 of the instructions				
f	Undistributed income for 2011 Subtract lines 4d and 5 from line 1 This amount must be distributed in 2011.				327,361
7	Amounts treated as distributions out of corpus to satisfy requirements imposed by section 170(b)(1)(F) or 4942(g)(3) (see page 27 of the instructions).				
8	Excess distributions carryover from 2006 not applied on line 5 or line 7 (see page 27 of the instructions).				
9	Excess distributions carryover to 2012. Subtract lines 7 and 8 from line 6a.	0			
10	Analysis of line 9				
a	Excess from 2007. . . .				
b	Excess from 2008. . . .				
c	Excess from 2009. . . .				
d	Excess from 2010. . . .				
e	Excess from 2011. . . .	0			

Part XIV

Private Operating Foundations (see page 27 of the instructions and Part VII-A, question 9)

1a

If the foundation has received a ruling or determination letter that it is a private operating foundation, and the ruling is effective for 2011, enter the date of the ruling.

b

Check box to indicate whether the organization is a private operating foundation described in section 4942(j)(3) or 4942(j)(5)

☐ 4942(j)(3) or ☐ 4942(j)(5)

2a	Enter the lesser of the adjusted net income from Part I or the minimum investment return from Part X for each year listed.	Tax year	Prior 3 years			(e) Total
		(a) 2011	(b) 2010	(c) 2009	(d) 2008	
b	85% of line 2a					
c	Qualifying distributions from Part XII, line 4 for each year listed.					
d	Amounts included in line 2c not used directly for active conduct of exempt activities.					
e	Qualifying distributions made directly for active conduct of exempt activities. Subtract line 2d from line 2c.					
3	Complete 3a, b, or c for the alternative test relied upon					
a	"Assets" alternative test—enter					
	(1) Value of all assets					
	(2) Value of assets qualifying under section 4942(j)(3)(B)(i)					
b	"Endowment" alternative test— enter 2/3 of minimum investment return shown in Part X, line 6 for each year listed.					
c	"Support" alternative test—enter					
	(1) Total support other than gross investment income (interest, dividends, rents, payments on securities loans (section 512(a)(5)), or royalties).					
	(2) Support from general public and 5 or more exempt organizations as provided in section 4942(j)(3)(B)(iii).					
	(3) Largest amount of support from an exempt organization					
	(4) Gross investment income					

Part XV

Supplementary Information (Complete this part only if the organization had \$5,000 or more in assets at any time during the year—see page 27 of the instructions.)

1

Information Regarding Foundation Managers:

a

List any managers of the foundation who have contributed more than 2% of the total contributions received by the foundation before the close of any tax year (but only if they have contributed more than \$5,000) (See section 507(d)(2))

b

List any managers of the foundation who own 10% or more of the stock of a corporation (or an equally large portion of the ownership of a partnership or other entity) of which the foundation has a 10% or greater interest

2

Information Regarding Contribution, Grant, Gift, Loan, Scholarship, etc., Programs:

Check here ☐ if the foundation only makes contributions to preselected charitable organizations and does not accept unsolicited requests for funds. If the foundation makes gifts, grants, etc. (see page 28 of the instructions) to individuals or organizations under other conditions, complete items 2a, b, c, and d.

a

The name, address, and telephone number of the person to whom applications should be addressed

FRED DRAUSCHKE
179 GREEN STREET SUITE 2
MELROSE, MA 021761922
(781) 662-6262

b

The form in which applications should be submitted and information and materials they should include

APPLICANTS SHOULD GO TO THE ORGANIZATIONS WEBSITE, BBSU.ORG, TO OBTAIN GRANT APPLICATIONS AND RELATED INFORMATION. APPLICANTS MAY ALSO REQUEST A GRANT APPLICATION IN WRITING.

c

Any submission deadlines

FEBRUARY 15TH - FOR GRANTS TO BE MADE DURING THE ORGANIZATION'S FISCAL YEAR BEGINNING APRIL 1ST TO MARCH 31ST

d

Any restrictions or limitations on awards, such as by geographical areas, charitable fields, kinds of institutions, or other factors

GRANTS ARE GENERALLY RESTRICTED TO BAPTIST RELATED ORGANIZATIONS AND ARE GENERALLY RESTRICTED TO WORK IN THE GREATER BOSTON AREA.

Part XV

Supplementary Information (continued)

3 Grants and Contributions Paid During the Year or Approved for Future Payment

Recipient	If recipient is an individual, show any relationship to any foundation manager or substantial contributor	Foundation status of recipient	Purpose of grant or contribution	Amount
Name and address (home or business)				
a Paid during the year See Additional Data Table				
Total			3a	752,581
b Approved for future payment				
Total			3b	

Enter gross amounts unless otherwise indicated

Part XVI-B Relationship of Activities to the Accomplishment of Exempt Purposes

Form **990-PF** (2011)

1 Did the organization directly or indirectly engage in any of the following with any other organization described in section 501(c) of the Code (other than section 501(c)(3) organizations) or in section 527, relating to political organizations? a Transfers from the reporting foundation to a noncharitable exempt organization of (1) Cash. (2) Other assets. b Other transactions (1) Sales of assets to a noncharitable exempt organization. (2) Purchases of assets from a noncharitable exempt organization. (3) Rental of facilities, equipment, or other assets. (4) Reimbursement arrangements. (5) Loans or loan guarantees. (6) Performance of services or membership or fundraising solicitations. c Sharing of facilities, equipment, mailing lists, other assets, or paid employees. d If the answer to any of the above is "Yes," complete the following schedule. Column (b) should always show the fair market value of the goods, other assets, or services given by the reporting foundation. If the foundation received less than fair market value in any transaction or sharing arrangement, show in column (d) the value of the goods, other assets, or services received		Yes	No
	1a(1)		No
	1a(2)		No
	1b(1)		No
	1b(2)		No
	1b(3)		No
	1b(4)		No
	1b(5)		No
1b(6)		No	
	1c		No

2a Is the foundation directly or indirectly affiliated with, or related to, one or more tax-exempt organizations described in section 501(c) of the Code (other than section 501(c)(3)) or in section 527? . . . ☐ Yes ☒ No

(a) Name of organization	(b) Type of organization	(c) Description of relationship
--------------------------	--------------------------	---------------------------------

May the IRS discuss this return with the preparer shown above? See instructions ☒ Yes ☐ No

Additional Data

Software ID:
Software Version:
EIN: 04-6034977
Name: BOSTON BAPTIST SOCIAL UNION

Form 990PF - Special Condition Description:

Special Condition Description

Form 990PF Part VIII Line 1 - List all officers, directors, trustees, foundation managers and their compensation

(a) Name and address	(b) Title, and average hours per week devoted to position	(c) Compensation (If not paid, enter -0-)	(d) Contributions to employee benefit plans and deferred compensation	(e) Expense account, other allowances
JOHN LIST SR	PRESIDENT 2 0	0	0	0
179 GREEN STREET MELROSE,MA 021761922				
THOMAS LEACH	VICE PRESIDENT 2 0	0	0	0
179 GREEN STREET MELROSE,MA 021761922				
MARK DRAUSCHKE	VICE PRESIDENT 2 0	0	0	0
179 GREEN STREET MELROSE,MA 021761922				
EDWIN T HOBART	SECRETARY 30 0	19,000	0	0
179 GREEN STREET MELROSE,MA 021761922				
GORDON L ABBOTT	TREASURER 6 0	5,000	0	0
179 GREEN STREET MELROSE,MA 021761922				
MARK DRAUSCHKE	DIRECTOR 1 0	0	0	0
179 GREEN STREET MELROSE,MA 021761922				
CHRISTOPHER EDWARDS	DIRECTOR 1 0	0	0	0
179 GREEN STREET MELROSE,MA 021761922				
ROBERT GAFFNEY	DIRECTOR 1 0	0	0	0
179 GREEN STREET MELROSE,MA 021761922				
THOMAS LEACH	DIRECTOR 1 0	0	0	0
179 GREEN STREET MELROSE,MA 021761922				
MICHAEL GWINN	DIRECTOR 1 0	0	0	0
179 GREEN STREET MELROSE,MA 021761922				
JOSEPH MARCELLO	DIRECTOR 1 0	0	0	0
179 GREEN STREET MELROSE,MA 021761922				
ROBERT JOPE	DIRECTOR 0	0	0	0
179 GREEN STREET MELROSE,MA 021761922				
WALTER TONEY	DIRECTOR 1 0	0	0	0
179 GREEN STREET MELROSE,MA 021761922				
DAVID ORTEGA	DIRECTOR 1 0	0	0	0
179 GREEN STREET MELROSE,MA 021761922				
GLENN RANDALL	DIRECTOR 1 0	0	0	0
179 GREEN STREET MELROSE,MA 021761922				
JOHN LIST SR	DIRECTOR 1 0	0	0	0
179 GREEN STREET MELROSE,MA 021761922				
EDWIN T HOBART	DIRECTOR 1 0	0	0	0
179 GREEN STREET MELROSE,MA 021761922				

Form 990PF Part XV Line 3 - Grants and Contributions Paid During the Year or Approved for Future Payment

Recipient	If recipient is an individual, show any relationship to any foundation manager or substantial contributor	Foundation status of recipient	Purpose of grant or contribution	Amount
Name and address (home or business)				
a <i>Paid during the year</i>				
AMERICAN BAPTIST CHURCHES OF MASSACHUSETTS20 MILTON STREET DEDHAM,MA 020262915	N/A	501(C	TO PROVIDE SUMMER & WINTER CAMOING EXPERIENCES TO INDIVIDUALS WHO WOULD OTHERWISE BE UNABLE TO PARTICIPATE, AND SUPPORT TO MULTI CULTURAL MINISTRIES	191,000
BOSTON CHRISTIAN COUNSELING CENTERTREMONT TEMPLE BAPTIST CHURCH 88 TREMONT STREET BOSTON,MA 021084101	N/A	501(C	YOUTH COUNSELING	30,000
BOSTON PROJECT MINISTRIES INC 670 WASHINGTON STREET DORCHESTER CENTER,MA 021243511	N/A	501(C	GENERAL SUPPORT	7,500
BOSTON URBAN YOUTH FOUNDATION INC130 WARREN STREET BOSTON,MA 021193233	N/A	501(C	GENERAL SUPPORT	10,000
BREAD OF LIFE INC511 MAIN STREET MALDEN,MA 021483918	N/A	501(C	GENERAL SUPPORT	7,500
CITY MISSION SOCIETY OF BOSTON inc14 BEACON STREET SUITE 203 BOSTON,MA 021083753	N/A	501(C	YOUTH SUPPORT	10,000
EMMANUEL GOSPEL CENTER INC2 SAN JUAN STREET BOSTON,MA 021181504	N/A	501(C	AFTER DARK MINISTRY	25,000
FIRST BAPTIST CHURCH OF JAMAICA PLAIN633 CENTRE STREET JAMAICA PLAIN,MA 021302526	N/A	501(C	GENERAL SUPPORT	10,000
FIRST BAPTIST CHURCH - LYNN MA 7 PARK STREET LYNN,MA 019052202	N/A	501(C	KAREN MINISTRY	12,000
HOPE HOUSE CHURCH AND MINISTRY CENTER INC111 OCEAN STREET LYNN,MA 019022062	N/A	501(C	GENERAL SUPPORT	15,000
BOSTON TRINITY ACADEMY17 HALE STREET BOSTON,MA 021361519	N /A	501(C	GENERAL SUPPORT	13,700
IGLESIA BAUTISTA HISPANOAMERICANO DE BOSTON TREMONT TEMPLE BAPTIST CHURCH 88 TREMONT STREET BOSTON,MA 021084101	N/A	501(C	GENERAL SUPPORT	9,500
EGLISE BAPTISTE PIERRE ANGULAIREFIRST BAPTIST CHURCH OF JAMAICA PLA 633 CENTE STREET JAMAIC PLAIN,MA 021302526	N/A	501(C	GENERAL SUPPORT	25,000
MASSACHUSETTS AVENUE BAPTIST CHURCH146 HAMPSHIRE STREET CAMBRIDGE,MA 021391431	N/A	501(C	FOOD PANTRY/SOUP KITCHEN	13,000
MASSACHUSETTS BAPTIST FOUNDATION20 MILTON STREET DEDHAM,MA 020262915	N/A	501(C	CAMPUS MINISTRY SUPPORT FOR MASSACHUSETTS STATE COLLEGE AND UNIVERSITY CAMPUS	35,000
FIRST BAPTIST CHURCH OF WEST TOWNSEND461 MAIN STREET WEST TOWNSEND,MA 014741068	N/A	501(C	SUPPORT FOR MUSIC MINISTRY FOR ELDERLY AND DEVELOPMENTALLY DELAYED PERSONS	3,000
RUGGLES BAPTIST CHURCH874 BEACON STREET BOSTON,MA 022153101	N/A	501(C	GENERAL SUPPORT	37,726
SEAFARER'S FRIEND77 BROADWAY CHELSEA,MA 021502607	N/A	501(C	GENERAL SUPPORT	15,000
SOMERVILLE COMMUNITY BAPTIST CHURCH31 COLLEGE AVENUE SOMERVILLE,MA 021441939	N/A	501(C	GENERAL SUPPORT	36,000
THE OUTDOOR CHURCH OF CAMBRIDGE173 CEDAR STREET LEXINGTON,MA 024216539	N/A	501(C	GENERAL SUPPORT	8,000
IRON SHARPENS IRON998 FARMINGTON AVENUE WEST HARTFORD,CT 061072184	N/A	501(C	SUPPORT TARGETED TO BOSTON AREA MALES TO BECOME BETTER FATHERS	8,700
UNITED BAPTIST CHURCH OF JAMAICA PLAIN322 CENTRE STREET JAMAICA PLAIN,MA 021301236	N/A	501(C	GENERAL SUPPORT	16,020
MASSACHUSETTS BAPTIST MULTI-CULTURAL MINISTRIES230 HERRICK ROAD NEWTON,MA 02459	N/A	501(C	GENERAL MINISTRY SUPPORT	178,000
OVERSEAS BURMESE CHRISTIAN FELLOWSHIP30 GORDON STREET BOSTON,MA 021341924	N/A	501(C	GENERAL SUPPORT	14,500
REMEMBER THOSE IN CAPTIVITY MINISTRIES INCPO BOX 35154 BRIGHTON,MA 021350003	N/A	501(C	GENERAL SUPPORT	6,435
SOUTH BAPTIST CHURCH80 L STREET SOUTH BOSTON,MA 021273145	N/A	501(C	YOUTH SPIRTUAL SUPPORT AND TELEPHONE MINSTRY	5,000
TREMONT TEMPLE BAPTIST CHURCH88 TREMONT STREET BOSTON,MA 021084101	N/A	501(C	MINISTRY FOR FAMILY SUPPORT	10,000
Total  3a				752,581

TY 2011 Accounting Fees Schedule**Name:** BOSTON BAPTIST SOCIAL UNION**EIN:** 04-6034977

Category	Amount	Net Investment Income	Adjusted Net Income	Disbursements for Charitable Purposes
ACCOUNTING, TAX & RELATED	5,800			
QUICK BOOKS TRAINING	2,500			

Note: To capture the full content of this document, please select landscape mode (11" x 8.5") when printing.

TY 2011 Depreciation Schedule

Name: BOSTON BAPTIST SOCIAL UNION

EIN: 04-6034977

**TY 2011 Investments Corporate
Bonds Schedule****Name:** BOSTON BAPTIST SOCIAL UNION**EIN:** 04-6034977

Name of Bond	End of Year Book Value	End of Year Fair Market Value
AMERICAN BAPTIST EXTENSION COR	25,000	25,000
OTHER CORP BONDS-SEE ATTACHED	2,092,535	2,092,535

**TY 2011 Investments Corporate
Stock Schedule****Name:** BOSTON BAPTIST SOCIAL UNION**EIN:** 04-6034977

Name of Stock	End of Year Book Value	End of Year Fair Market Value
COMMON STOCK - SEE ATTACHED	12,887,415	12,887,415

**TY 2011 Investments Government
Obligations Schedule****Name:** BOSTON BAPTIST SOCIAL UNION**EIN:** 04-6034977**US Government Securities - End of
Year Book Value:**

189,760

**US Government Securities - End of
Year Fair Market Value:**

189,760

**State & Local Government
Securities - End of Year Book
Value:****State & Local Government
Securities - End of Year Fair
Market Value:**

TY 2011 Investments - Other Schedule**Name:** BOSTON BAPTIST SOCIAL UNION**EIN:** 04-6034977

Category/ Item	Listed at Cost or FMV	Book Value	End of Year Fair Market Value
CERTIF OF DEPOSIT-SEE ATTACHED		894,962	894,962
MUTUAL FUNDS		324,909	324,909
MONEY MAKET MUTUAL FUNDS		152,016	152,016
ACCRUED INTEREST RECEIVABLE		21,250	21,250

TY 2011 Land, Etc. Schedule**Name:** BOSTON BAPTIST SOCIAL UNION**EIN:** 04-6034977

TY 2011 Other Assets Schedule

Name: BOSTON BAPTIST SOCIAL UNION

EIN: 04-6034977

Description	Beginning of Year - Book Value	End of Year - Book Value	End of Year - Fair Market Value
NOTES RECEIVABLE	2,490,792	2,490,792	2,490,792
ACCRUED INTEREST ON NOTES REC	1,568,888	1,718,336	1,718,336
LESS VALUATION RESERVE	-4,059,679	-4,209,127	-4,209,127

TY 2011 Other Decreases Schedule

Name: BOSTON BAPTIST SOCIAL UNION

EIN: 04-6034977

Description	Amount
DEFERRED U.S. EXCISE TAX	8,409

TY 2011 Other Expenses Schedule**Name:** BOSTON BAPTIST SOCIAL UNION**EIN:** 04-6034977

Description	Revenue and Expenses per Books	Net Investment Income	Adjusted Net Income	Disbursements for Charitable Purposes
BOOKKEEPING EXPENSES	11,625			
INSURANCE	13,355			
OFFICE SUPPLIES & OTHER COSTS	3,068			
ACCRUED INTEREST RESERVE	149,448			

TY 2011 Other Income Schedule

Name: BOSTON BAPTIST SOCIAL UNION

EIN: 04-6034977

Description	Revenue And Expenses Per Books	Net Investment Income	Adjusted Net Income
MEMBERSHIP DUES & ASSESSMENTS	12,750		12,750

TY 2011 Other Increases Schedule

Name: BOSTON BAPTIST SOCIAL UNION

EIN: 04-6034977

Description	Amount
NET UNREALIZED GAIN ON INVESTMENTS	840,909

TY 2011 Other Liabilities Schedule**Name:** BOSTON BAPTIST SOCIAL UNION**EIN:** 04-6034977

Description	Beginning of Year - Book Value	End of Year - Book Value
ACCRUED U.S EXCISE TAX	5,809	
DEFERRED U.S EXCISE TAX	67,450	75,859

TY 2011 Taxes Schedule

Name: BOSTON BAPTIST SOCIAL UNION

EIN: 04-6034977

Category	Amount	Net Investment Income	Adjusted Net Income	Disbursements for Charitable Purposes
U S EXCISE TAX ON INVESTMENT				
INCOME	7,786			

WCMMA Fiscal Statement

BOSTON BAPTIST SOCIAL UNION

CURRENT PORTFOLIO SUMMARY

Quantity	Security Description	Date Acquired	Total/Adj Cost Basis	Fiscal Year Value 03/31/12	Unrealized Gain or (Loss)	Est Accrued Interest	Est Annual Income
Cash and Money Funds							
	CASH		9,191.32	9,191.32			
151,981	BBIF MONEY FUND CLASS 4		151,981.00	151,981.00			
35	PREFERRED DEPOSIT (BUS)	11/03/10	35.00	35.00			0.07
	Total Cash and Money Funds		161,207.32	161,207.32			0.07
Certificates of Deposit and Equivalents							
97,000	CD GOLDMAN SACHS BK USA NEW YORK, NY 05 000% MAR 12 2018	03/03/08	97,000.00	110,599.01	13,599.01	239.18	4,850.00
98,000	CD CIT BANK SALT LAKE CITY, UT 03 350% MAR 25 2014	03/16/09	98,000.00	101,709.89	3,709.89	44.97	3,283.00
97,000	CD DISCOVER BANK GREENWOOD, DE 05 000% MAY 23 2012	05/14/07	97,000.00	97,528.36	528.36	1,700.82	4,850.00
95,000	CD AMER EXPRESS BK FSB SALT LAKE CITY, UT 04 600% DEC 24 2013	12/15/08	95,000.00	100,247.52	5,247.52	1,161.34	4,370.00
50,000	CD GE CAPITAL RETAIL BK FMRLY GE MONEY BANK 04 350% DEC 30 2015	12/17/08	50,000.00	54,535.80	4,535.80	536.30	2,175.00
95,000	CD AMER EXPRESS CENT BK SALT LAKE CITY, UT 03 000% MAY 21 2012	05/11/09	95,000.00	95,248.14	248.14	1,022.88	2,850.00

WCMMA Fiscal Statement

BOSTON BAPTIST SOCIAL UNION

CURRENT PORTFOLIO SUMMARY

Quantity	Security Description	Date Acquired	Total/Adj Cost Basis	Fiscal Year Value 03/31/12	Unrealized Gain or (Loss)	Est Accrued Interest	Est Annual Income
Certificates of Deposit and Equivalents							
50,000	CD GE CAPITAL FINCL INC SALT LAKE CITY, UT 03 350% DEC 19 2016	12/16/09	50,000.00	52,674.85	2,674.85	472.67	1,675.00
98,000	CD CAPMARK BANK MIDVALE, UT 03 100% MAR 25 2013	03/16/09	98,000.00	99,847.89	1,847.89	41.62	3,038.00
83,000	HSBC BANK USA CALLABLE CD FDIC INSD STEP% MAY 11 2020	04/28/10	83,000.00	82,502.00	(498.00)		1,868.00
95,000	CD MIDFIRST BANK OKLAHOMA CITY, OK 03 350% SEP 30 2016	09/24/09	95,000.00	100,068.82	5,068.82		3,183.00
Total Certificates of Deposit and Equivalents			858,000.00	894,962.28	36,962.28	5,219.78	32,142.00
Government Securities							
25,000	U S TREASURY NOTE 4 250% AUG 15 2013 04 250% AUG 15 2013	08/07/03	24,824.00	26,348.50	1,524.50	128.43	1,063.00
25,000	U S TREASURY NOTE ORIGINAL UNIT/TOTAL COST 100 6550/25,163.75	09/24/03	25,026.96	26,348.50	1,321.54	128.43	1,063.00
25,000	U S TREASURY NOTE 4 750% MAY 15 2014 04 750% MAY 15 2014	05/13/04	24,882.50	27,297.00	2,414.50	443.68	1,188.00

WOMA Fiscal Statement

BOSTON BAPTIST SOCIAL UNION

CURRENT PORTFOLIO SUMMARY

Quantity	Security Description	Date Acquired	Total/Adj Cost Basis	Fiscal Year Value 03/31/12	Unrealized Gain or (Loss)	Est Accrued Interest	Est Annual Income
100,000	U.S. TREASURY NOTE 4 250% NOV 15 2014 04 250% NOV 15 2014	11/10/04	99,858.00	109,766.00	9,908.00	1,587.91	4,250.00
	Total Government Securities		174,591.46	189,760.00	15,168.54	2,288.45	7,564.00
	Corporate Bonds						
100,000	BELLSOUTH CORP GLB 05 200% SEP 15 2014	03/19/09	101,498.13	110,056.00	8,557.87	216.67	5,200.00
100,000	BELLSOUTH CORP GLB 05 200% DEC 15 2016	10/23/07	99,574.00	114,653.00	15,079.00	1,516.67	5,200.00
50,000	BOTTLING GROUP LLC COMPANY GUARNT SER B 04 125% JUN 15 2015	11/05/08	44,749.50	54,877.50	10,128.00	601.56	2,063.00
40,000	SPECTRA ENERGY CAPITAL COMPANY GUARNT 06 250% FEB 15 2013	03/27/02	40,031.94	41,774.40	1,742.46	312.50	2,500.00
50,000	GOLDMAN SACHS GROUP INC GLB 05 150% JAN 15 2014	04/30/07	50,000.00	52,562.00	2,562.00	536.46	2,575.00
50,000	JP MORGAN CHASE & CO SUBORDINATED GLB 05 250% MAY 01 2015	10/28/03	50,305.73	54,267.00	3,961.27	1,086.46	2,625.00
75,000	VERIZON COMMUNICATIONS 05 500% APR 01 2017 MOODY'S A3 S&P A-	10/23/07	75,816.56	87,519.75	11,703.19	2,051.04	4,125.00

PLEASE SEE REVERSE SIDE

WCMMA Fiscal Statement

BOSTON BAPTIST SOCIAL UNION

CURRENT PORTFOLIO SUMMARY

Quantity	Security Description	Date Acquired	Total/Adj Cost Basis	Fiscal Year Value 03/31/12	Unrealized Gain or (Loss)	Est Accrued Interest	Est Annual Income
Corporate Bonds							
50,000	WELLS FARGO SUBORDINATED GLB 05 000% NOV 15 2014	11/05/02	50,067.63	53,631.00	3,563.37	937.50	2,500.00
30,000	WYETH COMPANY GUARNT 05 500% FEB 01 2014	01/08/04	30,199.59	32,631.60	2,432.01	270.42	1,650.00
50,000	WAL-MART STORES INC 05 375% APR 05 2017 MOODY'S AA2 S&P AA	09/27/07	49,877.00	58,771.50	8,894.50	1,306.42	2,688.00
100,000	SHELL INTERNATIONAL FIN COMPANY GUARNT GLB 05 200% MAR 22 2017	10/23/07	100,816.22	117,529.00	16,712.78	115.56	5,200.00
30,000	NM DOW CHEMICAL CO BE SER NOT1 05 100% OCT 15 2012	10/02/02	30,000.00	30,550.20	550.20	701.25	1,530.00
30,000	NM BANK OF AMERICA CORP SUBORDINATED SER NOTZ 05 650% DEC 15 2018	01/08/04	30,082.64	29,724.00	(358.64)	494.37	1,695.00
100,000	BARCLAYS BANK PLC SER MTN 04 250% JUL 22 2019	07/19/10	100,000.00	95,642.00	(4,358.00)	802.78	4,250.00
50,000	NM GENL ELEC CAP CORP BE SER NOTZ 04 625% MAR 15 2013	02/25/03	50,000.00	51,266.50	1,266.50	96.35	2,313.00

WOMA Fiscal Statement

BOSTON BAPTIST SOCIAL UNION

CURRENT PORTFOLIO SUMMARY

Quantity	Security Description	Date Acquired	Total/Adj Cost Basis	Fiscal Year Value 03/31/12	Unrealized Gain or (Loss)	Est Accrued Interest	Est Annual Income
Corporate Bonds							
75,000	GENERAL ELEC CAP CORP SER NOTZ 04 000% NOV 15 2021	11/15/10	75,000.00	75,187 50	187 50	1,125 00	3,000 00
50,000	DOW CHEMICAL CO/THE SER NOTZ 04 100% AUG 15 2021	08/22/11	50,000 00	50,074 00	74 00	256 25	2,050 00
25,000	NM JOHN HANCOCK LIFE INS SER SIGN 05 200% MAR 15 2019	03/01/04	25,000.00	26,478 25	1,478 25	54 17	1,300 00
50,000	JOHN HANCOCK LIFE INS CO SER SIGN 05 500% OCT 15 2015	10/20/03	50,000 00	53,874 50	3,874 50	1,260 42	2,750 00
2,500	ALABAMA POWER CO SER 07-B 05 875% APR 01 2047	04/04/07	62,500 00	62,475 00	(25 00)		3,670 00
2,000	BAC CAPITAL TRUST IV PFD STK MOODY'S BA1 S&P BB +	06/05/03	51,638 20	47,640 00	(3,998 20)		2,937 00
500	BAC CAPITAL TRUST IV	06/23/03	13,128 05	11,910 00	(1,218 05)		734 00
1,000	CORTS TRUST FOR BELL SOUT PFD STK 7 000% DEC 01 2095	04/03/01	25,314.65	27,990 00	2,675 35		1,750 00
500	CORTS TRUST FOR BELL SOUT	05/30/01	12,456 06	13,995.00	1,538 94		875 00
500	CORTS TRUST FOR BELL SOUT	05/30/01	12,429 29	13,995 00	1,565 71		875 00

WCMMA Fiscal Statement

BOSTON BAPTIST SOCIAL UNION

CURRENT PORTFOLIO SUMMARY

Quantity	Security Description	Date Acquired	Total/Adj Cost Basis	Fiscal Year Value 03/31/12	Unrealized Gain or (Loss)	Est Accrued Interest	Est Annual Income
Corporate Bonds							
1,600	GEORGIA POWER COMPANY SER 2007D SR NTS 06 375% JUL 15 2047	07/10/07	40,000 00	41,616 00	1,616 00		2,549 00
2,000	GEORGIA POWER COMPANY	12/12/07	51,437 00	52,020 00	583 00		3,187 00
2,500	MORGAN STANLEY CAP TR VI CAPITAL SECURITIES 06 600% FEB 01 2046	01/23/06	62,500 00	62,050 00	(450 00)		4,126 00
2,000	FLORIDA PWR & LT CAP TR PFD TRUST SECS CUM 05 875% MAR 15 2044	03/25/04	50,389.60	51,740 00	1,350 40		2,936 00
500	FLORIDA PWR & LT CAP TR	07/01/04	11,046 70	12,935.00	1,888 30		734 00
700	THE PHOENIX CO INC SR NOTES 07 450% JAN 15 2032	10/02/02	18,050 48	15,484 00	(2,566 48)		1,304 00
300	THE PHOENIX CO INC	05/09/03	7,597 29	6,636 00	(961 29)		559 00
1,000	THE PHOENIX CO INC	06/23/03	26,493.50	22,120 00	(4,373 50)		1,862 00
2,000	EVEREST RE CAP TRUST II SERIES B PREP CUM 06 200% MAR 29 2034	03/24/04	50,000 00	49,500 00	(500.00)		3,100 00
600	GENERAL ELECTRIC CAPITAL PUBLIC INCOME NOTES 06 100% NOV 15 2032	07/01/04	14,788 92	15,210 00	421 08		915 00
1,900	GENERAL ELECTRIC CAPITAL	07/21/04	48,016 61	48,165 00	148.39		2,898 00

WCMMA Fiscal Statement

BOSTON BAPTIST SOCIAL UNION

CURRENT PORTFOLIO SUMMARY

Quantity	Security Description	Date Acquired	Total/Adj Cost Basis	Fiscal Year Value 03/31/12	Unrealized Gain or (Loss)	Est Accrued Interest	Est Annual Income
Corporate Bonds							
2,500	BNY CAPITAL V TRUST PFD SEC SER F 05 950% MAY 01 2033	06/05/03	64,981 75	63,650 00	(1,331 75)		3,718 00
1,700	WELLS FARGO CAPTL TR VII TRUST PFD SECS 05 850% MAY 01 2033	04/25/03	42,500.00	43,044 00	544 00		2,486 00
800	WELLS FARGO CAPTL TR VII	05/09/03	20,168 00	20,256 00	88 00		1,170 00
2,000	CITIGROUP CAPITAL X DEF INT TR PFD STOCK 06 100% SEPT 30 2033	10/01/03	50,785 53	48,280 00	(2,505 53)		3,050 00
500	CITIGROUP CAPITAL X	10/06/03	12,710 00	12,070 00	(640 00)		763 00
2,500	MERRILL LYNCH CAP TR I TRUST PREFERRED SEC 6 45% DECEMBER 15 2066	12/07/06	62,500.00	59,150 00	(3,350 00)		4,031 00
2,000	ING GROEP N V PERP HYBRID CAP SECS 6 375% MAR 01 2049	06/06/07	50,000 00	43,800 00	(6,200 00)		3,187 00
1,420	PROGRESS ENERGY INC CONTINGENT VALUE OBLIG CONTGT ON EVNTS PERPTL	12/26/00	0.01	234 30	234 29		

WCMMA Fiscal Statement

CURRENT PORTFOLIO SUMMARY

Quantity	Security Description	Date Acquired	Total/Adj Cost Basis	Fiscal Year Value 03/31/12	Unrealized Gain or (Loss)	Est Accrued Interest	Est Annual Income
Corporate Bonds							
1,200	ROYAL BK OF SCOT GRP PLC YIELD ADJ NET CSH PREF 7 2500% NON-CUM PFD SHSH	08/13/01	30,461 39	26,640.00	(3,821 39)		2,175 00
400	ROYAL BK OF SCOT GRP PLC	10/02/01	10,158 45	8,880 00	(1,278 45)		725 00
400	ROYAL BK OF SCOT GRP PLC	10/31/01	10,344 19	8,880 00	(1,464 19)		725 00
500	ROYAL BK OF SCOT GRP PLC	09/19/02	12,893 30	11,100 00	(1,793 30)		906 00
Total Corporate Bonds			2,028,307.91	2,092,535.00	64,227.09	13,741.85	113,161.00

CURRENT PORTFOLIO SUMMARY

Quantity	Security Description	Date Acquired	Total/Adj Cost Basis	Fiscal Year Value 03/31/12	Unrealized Gain or (Loss)	Est Annual Income
Equities						
600	ABBOTT LABS	08/18/11	29,766 00	36,774 00	7,008 00	1,224 00
2,786	AT&T INC	01/01/93	9,154 09	87,006 78	77,852 69	4,904 00
7,000	AT&T INC	05/02/95	43,448.00	218,610 00	175,162 00	12,320 00
10,264	AT&T INC	03/17/99	63,707 45	320,544 72	256,837 27	18,065 00
7,950	AT&T INC	03/17/99	26,122 00	248,278 50	222,156 50	13,992 00

PLEASE SEE REVERSE SIDE

 Page 12 of 46
 Statement Period Year Ending 03/31/12
 Account No [REDACTED]

WCMMA Fiscal Statement

BOSTON BAPTIST SOCIAL UNION

CURRENT PORTFOLIO SUMMARY

Quantity	Security Description	Date Acquired	Total/Adj Cost Basis	Fiscal Year Value 03/31/12	Unrealized Gain or (Loss)	Est Annual Income
Equities						
500	AT&T INC	05/09/03	11,922.48	15,615.00	3,692.52	880.00
3,500	AT&T INC	12/13/05	87,174.33	109,305.00	22,130.67	6,160.00
2,160	AMN ELEC POWER CO	01/01/93	96,040.00	83,332.80	(12,707.20)	4,061.00
540	AMN ELEC POWER CO	09/30/98	26,207.50	20,833.20	(5,374.30)	1,016.00
300	AMN ELEC POWER CO	12/20/02	8,433.31	11,574.00	3,140.69	564.00
3,497	BANK OF AMERICA CORP	01/01/93	44,177.82	33,466.29	(10,711.53)	140.00
444	BANK OF AMERICA CORP	04/27/95	6,682.88	4,249.08	(2,433.80)	18.00
1,558	BANK OF AMERICA CORP	05/27/04	65,002.43	14,910.06	(50,092.37)	63.00
1	BANK OF AMERICA CORP	05/27/04	13.21	9.57	(3.64)	1.00
2,000	BANK OF AMERICA CORP	09/27/07	101,470.00	19,140.00	(82,330.00)	81.00
2,500	BANK OF AMERICA CORP	12/11/07	113,590.00	23,925.00	(89,665.00)	101.00
9,434	BANK NEW YORK MELLON CORP	01/01/93	35,569.28	227,642.42	192,073.14	4,906.00
6,000	BANK NEW YORK MELLON CORP	01/01/93	58,135.00	144,780.00	86,645.00	3,121.00
2,000	CONSOLIDATED EDISON INC	01/08/98	65,651.43	116,840.00	51,188.57	4,840.00
1,000	CONSOLIDATED EDISON INC	09/21/05	48,933.30	58,420.00	9,486.70	2,420.00
2,000	CHEVRON CORP	03/19/08	171,780.00	214,420.00	42,640.00	6,480.00

WCMMA[®] Fiscal Statement

CURRENT PORTFOLIO SUMMARY

Quantity	Security Description	Date Acquired	Total/Adj Cost Basis	Fiscal Year Value 03/31/12	Unrealized Gain or (Loss)	Est Annual Income
Equities						
500	CHEVRON CORP	05/21/08	52,468.50	53,605 00	1,136 50	1,620 00
500	COCA COLA COM	03/21/03	21,170 68	37,005 00	15,834 32	1,021 00
1,000	COCA COLA COM	03/04/04	49,215.73	74,010 00	24,794 27	2,041 00
500	COCA COLA COM	12/11/06	24,583 00	37,005 00	12,422 00	1,021 00
1,700	COCA COLA COM	03/22/07	82,331 00	125,817 00	43,486 00	3,469 00
6,850	DOMINION RES INC NEW VA	02/09/00	113,132 60	350,788 50	237,655 90	14,454 00
1,550	DOMINION RES INC NEW VA	03/21/03	44,173 76	79,375 50	35,201 74	3,271 00
1,500	DU PONT E I DE NEMOURS	03/22/07	77,535 00	79,350 00	1,815 00	2,461 00
800	ENTERGY CORP NEW	12/13/05	56,522 73	53,760 00	(2,762 73)	2,657 00
400	ENTERGY CORP NEW	05/19/10	30,892 20	26,880 00	(4,012 20)	1,329 00
4,200	EXXON MOBIL CORP COM	01/01/93	12,458 33	364,266 00	351,807 67	7,896 00
7,300	EXXON MOBIL CORP COM	01/01/93	14,683 62	633,129 00	618,445 38	13,724 00
2,000	EXELON CORPORATION	03/23/01	61,386 07	78,420 00	17,033 93	4,201 00
2,000	EXELON CORPORATION	12/21/01	46,645 94	78,420 00	31,774 06	4,201 00
3,200	EMERSON ELEC CO	12/16/09	134,567 68	166,976 00	32,408 32	5,120 00
17,000	GENERAL ELECTRIC	01/01/93	5,490 29	341,190 00	335,699 71	11,560 00
2,400	GENERAL MILLS	02/10/99	46,841.49	94,680 00	47,838 51	2,928 00

WOMA Fiscal Statement

BOSTON BAPTIST SOCIAL UNION

CURRENT PORTFOLIO SUMMARY

Quantity	Security Description	Date Acquired	Total/Adj Cost Basis	Fiscal Year Value 03/31/12	Unrealized Gain or (Loss)	Est Annual Income
Equities						
800	GENERAL MILLS	09/19/02	17,340 76	31,560 00	14,219 24	976 00
200	GENERAL MILLS	09/19/02	4,337.71	7,890 00	3,552 29	244 00
2,000	GENERAL MILLS	12/23/02	47,095 17	78,900.00	31,804 83	2,440 00
600	GENERAL MILLS	03/21/03	13,989 91	23,670 00	9,680 09	732 00
5,000	HONEYWELL INTL INC DEL	09/22/10	219,001 00	305,250 00	86,249 00	7,450 00
650	HONEYWELL INTL INC DEL	03/10/11	36,685 48	39,682 50	2,997 02	969 00
1,000	INTEL CORP	09/14/99	42,544 02	28,115 00	(14,429 02)	840 00
1,000	INTEL CORP	09/14/99	42,731 58	28,115 00	(14,616 58)	840 00
1,000	INTEL CORP	12/21/99	41,494 72	28,115 00	(13,379 72)	840 00
1,000	INTEL CORP	12/21/99	41,577.44	28,115 00	(13,462 44)	840 00
1,400	INTL BUSINESS MACHINES CORP IBM	09/30/97	75,476.42	292,110 00	216,633 58	4,200 00
600	INTL BUSINESS MACHINES CORP IBM	12/16/98	49,923 00	125,190 00	75,267.00	1,800 00
200	INTL BUSINESS MACHINES CORP IBM	03/14/00	22,089 12	41,730 00	19,640 88	600 00
300	INTL BUSINESS MACHINES CORP IBM	09/19/00	37,461 52	62,595 00	25,133 48	900 00

WCMA Fiscal Statement

CURRENT PORTFOLIO SUMMARY

Quantity	Security Description	Date Acquired	Total/Adj Cost Basis	Fiscal Year Value 03/31/12	Unrealized Gain or (Loss)	Est Annual Income
Equities						
500	INTL BUSINESS MACHINES CORP IBM	12/09/10	73,132 50	104,325 00	31,192 50	1,500 00
3,000	JPMORGAN CHASE & CO	04/02/96	40,777 00	137,940 00	97,163 00	3,600 00
11,500	JOHNSON AND JOHNSON COM	01/01/93	15,516 00	758,540 00	743,024 00	26,220 00
1,000	KIMBERLY CLARK	02/12/96	39,925 16	73,890 00	33,964 84	2,961 00
500	KIMBERLY CLARK	09/19/02	28,613.79	36,945 00	8,331 21	1,481 00
500	KIMBERLY CLARK	03/04/04	31,896 25	36,945 00	5,048 75	1,481 00
2,000	KIMBERLY CLARK	01/27/10	119,329 00	147,780 00	28,451 00	5,921 00
2,000	KIMBERLY CLARK	06/11/10	124,338 20	147,780 00	23,441 80	5,921 00
1,704	MONSANTO CO NEW DEL COM	01/01/93	3,074.96	135,911 04	132,836 08	2,045 00
6,000	MERCK AND CO INC SHS	01/01/93	71,512 89	230,400 00	158,887 11	10,080 00
500	MERCK AND CO INC SHS	12/23/02	27,254 89	19,200 00	(8,054 89)	840 00
700	MERCK AND CO INC SHS	12/14/04	20,789 22	26,880 00	6,090 78	1,176 00
2,000	MICROSOFT CORP	05/12/99	80,952 93	64,510 00	(16,442 93)	1,600 00
1,000	MICROSOFT CORP	12/09/10	27,485 00	32,255 00	4,770 00	800 00
3,000	NEXTERA ENERGY INC SHS	01/01/93	20,541 00	183,240 00	162,699 00	7,201 00
1,000	NEXTERA ENERGY INC SHS	05/09/03	30,389 43	61,080 00	30,690 57	2,401 00

PLEASE SEE REVERSE SIDE

WCMMA Fiscal Statement

BOSTON BAPTIST SOCIAL UNION

CURRENT PORTFOLIO SUMMARY

Quantity	Security Description	Date Acquired	Total/Adj Cost Basis	Fiscal Year Value 03/31/12	Unrealized Gain or (Loss)	Est Annual Income
Equities						
1,400	NEXTERA ENERGY INC SHS	12/13/05	59,810 31	85,512 00	25,701 69	3,361 00
1,600	NEXTERA ENERGY INC SHS	09/13/06	71,464 00	97,728 00	26,264 00	3,841 00
913	PROGRESS ENERGY INC	01/01/93	17,136 80	48,489 43	31,352 63	2,265 00
1,087	PROGRESS ENERGY INC	12/14/00	51,521 37	57,730 57	6,209 20	2,696 00
150	PROGRESS ENERGY INC	12/20/02	6,605 37	7,966 50	1,361 13	372 00
450	PROGRESS ENERGY INC	03/21/03	17,990 95	23,899 50	5,908 55	1,117 00
400	PROGRESS ENERGY INC	12/10/03	18,016 75	21,244 00	3,227 25	993 00
2,000	PROGRESS ENERGY INC	12/09/10	87,290 00	106,220 00	18,930 00	4,961 00
3,000	PNC FINCL SERVICES GROUP	09/20/95	84,277 48	193,470 00	109,192 52	4,201 00
1,000	PEPSICO INC	03/04/04	52,598 49	66,350 00	13,751 51	2,060 00
500	PEPSICO INC	05/27/04	27,114 96	33,175 00	6,060 04	1,030 00
500	PEPSICO INC	12/09/10	32,565 00	33,175 00	610 00	1,030 00
1,000	PEPSICO INC	12/13/11	64,736 10	66,350 00	1,613 90	2,060 00
6,000	PFIZER INC	01/01/93	44,311 11	135,870 00	91,558 89	5,281 00
14,000	PFIZER INC	01/01/93	9,599 89	317,030 00	307,430 11	12,321 00
3,900	PFIZER INC	12/16/09	72,474 09	88,315 50	15,841 41	3,433 00
9,868	PROCTER & GAMBLE CO	01/01/93	24,098 43	663,228 28	639,129 85	20,723 00

WOMA Fiscal Statement

BOSTON BAPTIST SOCIAL UNION

CURRENT PORTFOLIO SUMMARY

Quantity	Security Description	Date Acquired	Total/Adj Cost Basis	Fiscal Year Value 03/31/12	Unrealized Gain or (Loss)	Est Annual Income
Equities						
2,047	PROCTER & GAMBLE CO	03/14/00	64,433.49	137,578.87	73,145.38	4,299.00
390	PROCTER & GAMBLE CO	06/15/00	13,039.42	26,211.90	13,172.48	819.00
194	PROCTER & GAMBLE CO	09/19/02	6,247.46	13,038.74	6,791.28	408.00
1	PROCTER & GAMBLE CO	09/19/02	31.83	67.21	35.38	3.00
1,500	REALTY INCM CRP MD PV\$1 REIT	09/22/10	51,452.40	58,095.00	6,642.60	2,624.00
2,200	REALTY INCM CRP MD PV\$1 REIT	03/10/11	76,116.70	85,206.00	9,089.30	3,848.00
3,155	SCANA CORP NEW COM	01/01/93	53,958.29	143,899.55	89,941.26	6,247.00
345	SCANA CORP NEW COM	12/20/02	10,744.99	15,735.45	4,990.46	684.00
200	SCANA CORP NEW COM	12/10/03	6,727.72	9,122.00	2,394.28	396.00
2,000	SCANA CORP NEW COM	03/22/07	85,933.60	91,220.00	5,286.40	3,961.00
1,000	SOUTHERN COMPANY	12/13/11	44,595.80	44,930.00	334.20	1,890.00
2,000	TECO ENERGY INC	12/14/00	19,534.00	35,100.00	15,566.00	1,760.00
3,700	TECO ENERGY INC	05/19/10	58,086.30	64,935.00	6,848.70	3,256.00
7,000	UNION PACIFIC CORP	01/01/93	14,808.00	752,360.00	737,552.00	16,801.00
2,904	VERIZON COMMUNICATNS COM	01/01/93	63,960.34	111,019.92	47,059.58	5,809.00
4,440	VERIZON COMMUNICATNS COM	01/01/93	41,211.35	169,741.20	128,529.85	8,881.00

WCMMA[®] Fiscal Statement

CURRENT PORTFOLIO SUMMARY

Quantity	Security Description	Date Acquired	Total/Adj Cost Basis	Fiscal Year Value 03/31/12	Unrealized Gain or (Loss)	Est Annual Income
Equities						
976	VERIZON COMMUNICATNS COM	04/30/97	33,349.82	37,312.48	3,962.66	1,952.00
8,275	VERIZON COMMUNICATNS COM	03/17/99	144,409.47	316,353.25	171,943.78	16,551.00
3,000	VERIZON COMMUNICATNS COM	03/19/08	98,727.46	114,690.00	15,962.54	6,001.00
1,605	VERIZON COMMUNICATNS COM	12/28/09	50,719.21	61,359.15	10,639.94	3,210.00
1,000	KINDER MORGAN ENERGY PARTNERS LP	03/04/04	46,176.16	82,750.00	36,573.84	4,641.00
1,000	KINDER MORGAN ENERGY PARTNERS LP	09/13/06	44,524.00	82,750.00	38,226.00	4,641.00
500	KINDER MORGAN ENERGY PARTNERS LP	12/11/06	24,225.00	41,375.00	17,150.00	2,321.00
800	KINDER MORGAN ENERGY PARTNERS LP	09/27/07	40,188.00	66,200.00	26,012.00	3,713.00
500	KINDER MORGAN ENERGY PARTNERS LP	05/21/08	30,614.00	41,375.00	10,761.00	2,321.00
1,240	ENTERPRISE PRDTS PRTN LP L P	12/21/01	30,312.08	62,582.80	32,270.72	3,076.00
124	ENTERPRISE PRDTS PRTN LP L P	12/20/02	2,777.68	6,258.28	3,480.60	308.00

PLEASE SEE REVERSE SIDE

 Page 19 of 46
 Statement Period Year Ending 03/31/12
 Account No [REDACTED]

WCMMA Fiscal Statement

BOSTON BAPTIST SOCIAL UNION

CURRENT PORTFOLIO SUMMARY

Quantity	Security Description	Date Acquired	Total/Adj Cost Basis	Fiscal Year Value 03/31/12	Unrealized Gain or (Loss)	Est Annual Income
Equities						
1.116	ENTERPRISE PRDTS PRTN LP L P	12/20/02	25,011.58	56,324.52	31,312.94	2,768.00
1.612	ENTERPRISE PRDTS PRTN LP L P	03/24/03	40,246.48	81,357.64	41,111.16	3,998.00
1.000	WASH R E INV TR SBI \$ 01 REIT	12/09/10	31,045.00	29,700.00	(1,345.00)	1,736.00
Total Equities			5,429,173.93	12,887,414.70	7,458,240.77	457,898.00
Mutual Funds/Closed End Funds/UIT						
3.000	J HANCOCK INVESTORS	09/22/10	65,205.25	69,030.00	3,824.75	5,995.00
6.100	ALLIANCEBERNSTEIN INCOME FUND INC	12/13/11	49,532.00	49,959.00	427.00	2,928.00
9.600	BLACKROCK BUILD AMER BD	12/13/11	198,823.00	205,920.00	7,097.00	15,178.00
Total Mutual Funds/Closed End Funds/UIT			313,560.25	324,909.00	11,348.75	24,101.00

WCMMA Fiscal Statement

BOSTON BAPTIST SOCIAL UNION

SUMMARY OF CHECKING ACTIVITY

Date Cleared	Date Written	Check Number	Payee	Amount
03/19/12	03/14/12	00001003	CAMBRIDGE SAVINGS BANK	20,000.00
Total Checking Activity				764,000.00

REALIZED CAPITAL GAIN AND LOSS SUMMARY

Quantity	Security Description	Date of Acquisition	Date of Liquidation	Sale Amount	Cost Basis	Gain or (Loss)
40,000 0000	M & I BANK FSB CLD	01/31/08	05/23/11	40,000 00	40,000 00	0 00
214 0000	TELEPHONE & DATA SYS CLD	05/22/02	05/02/11	5,349 99	5,359 97	(9 98) LT
775 0000	TELEPHONE & DATA SYS CLD	04/24/03	05/02/11	19,375 00	20,490 01	(1,115 01) LT
25 0000	TELEPHONE & DATA SYS CLD	04/24/03	05/02/11	625 00	660 97	(35 97) LT
500 0000	TELEPHONE & DATA SYS CLD	06/23/03	05/02/11	12,500 01	13,511 38	(1,011 37) LT
1,200 0000	ALABAMA POWER COMPAN CLD	02/02/06	06/20/11	30,000 00	30,000 00	0 00
2,700 0000	HSBC FINANCE CORPORA CLD	12/29/03	07/15/11	67,500 00	68,239 60	(739 60) LT
1,000 0000	USB CAPITAL VII CLD	08/04/05	09/08/11	25,000 00	25,000 00	0 00
55,000 0000	BELLSOUTH CORP 6 00% 2011	05/29/02	10/17/11	55,000 00	55,000 00	0 00
50,000 0000	VERIZON MARYLAND 6.12% 12	03/13/02	11/28/11	50,750 00	49,750 00	1,000 00 LT
95,000 0000	DN BANK OF AMERICA N CLD	06/01/10	12/16/11	95,000 00	95,000 00	0 00
296 0000	MONSANTO CO NEW DEL COM	09/19/02	12/13/11	20,203 44	2,406 04	17,797 40 LT
500 0000	MONSANTO CO NEW DEL COM	03/19/08	12/13/11	34,127 44	56,437 50	(22,310 06) LT
50,000 0000	ALCOA INC 6 00% JAN15 12	01/02/02	01/17/12	50,000 00	50,000 00	0 00
50,000 0000	VERIZON NEW JERSE 5 87% 12	06/27/02	01/17/12	50,000 00	48,750 00	1,250 00 LT
50,000 0000	GENERAL MILLS INC 6 00% 12	03/13/02	02/15/12	50,000 00	49,750 00	250 00 LT
50,000 0000	BANK HAPPOALIM BM NY	07/22/10	02/13/12	50,000 00	50,000 00	0 00
98,000 0000	CD BRANCH BNKG & TR CO	03/17/09	03/07/12	98,060 76	98,000 00	60 76 LT
1,800 0000	WALGREEN CO	03/22/07	03/13/12	59,666 67	85,086 00	(25,419 33) LT
1,200 0000	WALGREEN CO	12/09/10	03/13/12	39,777 78	44,652 00	(4,874 22) LT

(35,157.58)

PLEASE SEE REVERSE SIDE

Page 44 of 46
Statement Period Year Ending 03/31/12
Account No [REDACTED]