



See a Social Security Number? Say Something!  
Report Privacy Problems to <https://public.resource.org/privacy>  
Or call the IRS Identity Theft Hotline at 1-800-908-4490



Form 990-PF

Department of the Treasury  
Internal Revenue Service

Return of Private Foundation  
or Section 4947(a)(1) Nonexempt Charitable Trust  
Treated as a Private Foundation

Note. The foundation may be able to use a copy of this return to satisfy state reporting requirements

OMB No 1545-0052

2011

For calendar year 2011, or tax year beginning 02-01-2011 , and ending 01-31-2012

G Check all that apply

☐ Initial return

☐ Initial return of a former public charity

☐ Final return

☐ Amended return

☐ Address change

☐ Name change

Name of foundation  
WOLLOWICK FAMILY FOUNDATION

Number and street (or P O box number if mail is not delivered to street address)  
9050 PINES BLVD  
ROOM/SUITE 386

City or town, state, and ZIP code  
PEMBROKE PINES, FL 33024

A Employer identification number  
59-2469452

B Telephone number (see page 10 of the instructions)  
(954) 889-0075

C If exemption application is pending, check here ☐

D 1. Foreign organizations, check here ☐

2. Foreign organizations meeting the 85% test, check here and attach computation ☐

E If private foundation status was terminated under section 507(b)(1)(A), check here ☐

F If the foundation is in a 60-month termination under section 507(b)(1)(B), check here ☐

H Check type of organization ☒ Section 501(c)(3) exempt private foundation

☐ Section 4947(a)(1) nonexempt charitable trust ☐ Other taxable private foundation

I Fair market value of all assets at end of year (from Part II, col. (c), line 16) \$ 4,319,105

J Accounting method ☒ Cash ☐ Accrual ☐ Other (specify)   
(Part I, column (d) must be on cash basis.)

Part I Analysis of Revenue and Expenses (The total of amounts in columns (b), (c), and (d) may not necessarily equal the amounts in column (a) (see page 11 of the instructions) )		(a) Revenue and expenses per books	(b) Net investment income	(c) Adjusted net income	(d) Disbursements for charitable purposes (cash basis only)
Revenue	1 Contributions, gifts, grants, etc , received (attach schedule)				
	2 Check <input checked="" type="checkbox"/> if the foundation is <b>not</b> required to attach Sch B				
	3 Interest on savings and temporary cash investments				
	4 Dividends and interest from securities. . . . .	107,687	104,634	107,687	
	5a Gross rents . . . . .				
	b Net rental income or (loss) _____				
	6a Net gain or (loss) from sale of assets not on line 10	-35,720			
	b Gross sales price for all assets on line 6a <u>1,815,091</u>				
	7 Capital gain net income (from Part IV , line 2) . . . .				
	8 Net short-term capital gain . . . . .				
	9 Income modifications . . . . .				
	10a Gross sales less returns and allowances				
Operating and Administrative Expenses	b Less Cost of goods sold . . . . .				
	c Gross profit or (loss) (attach schedule) . . . . .				
	11 Other income (attach schedule) . . . . .	2,450		2,450	
	12 <b>Total.</b> Add lines 1 through 11 . . . . .	74,417	104,634	110,137	
	13 Compensation of officers, directors, trustees, etc	68,343	54,674		13,669
	14 Other employee salaries and wages . . . . .				
	15 Pension plans, employee benefits . . . . .				
	16a Legal fees (attach schedule) . . . . .	5,187	5,187		
	b Accounting fees (attach schedule) . . . . .				
	c Other professional fees (attach schedule) . . . . .				
	17 Interest . . . . .				
	18 Taxes (attach schedule) (see page 14 of the instructions)	5,370	5,370		
	19 Depreciation (attach schedule) and depletion . . .				
	20 Occupancy . . . . .				
	21 Travel, conferences, and meetings . . . . .				
	22 Printing and publications . . . . .				
	23 Other expenses (attach schedule) . . . . .	27	27		
	24 <b>Total operating and administrative expenses.</b>				
	Add lines 13 through 23 . . . . .	78,927	65,258		13,669
	25 Contributions, gifts, grants paid . . . . .	150,000			150,000
	26 <b>Total expenses and disbursements.</b> Add lines 24 and 25	228,927	65,258		163,669
	27 Subtract line 26 from line 12				
	a <b>Excess of revenue over expenses and disbursements</b>	-154,510			
	b <b>Net investment income</b> (if negative, enter -0-)		39,376		
	c <b>Adjusted net income</b> (if negative, enter -0-)			110,137	

Part II

Balance Sheets

Attached schedules and amounts in the description column should be for end-of-year amounts only (See instructions )

		Beginning of year	End of year	
		(a) Book Value	(b) Book Value	(c) Fair Market Value
Assets	1	Cash—non-interest-bearing . . . . .		
	2	Savings and temporary cash investments . . . . .	9,420	140,911
	3	Accounts receivable ▶ _____ Less allowance for doubtful accounts ▶ _____		
	4	Pledges receivable ▶ _____ Less allowance for doubtful accounts ▶ _____		
	5	Grants receivable . . . . .		
	6	Receivables due from officers, directors, trustees, and other disqualified persons (attach schedule) (see page 15 of the instructions) . . . . .		
	7	Other notes and loans receivable (attach schedule) ▶ _____ Less allowance for doubtful accounts ▶ _____		
	8	Inventories for sale or use . . . . .		
	9	Prepaid expenses and deferred charges . . . . .		
	10a	Investments—U S and state government obligations (attach schedule)		
	b	Investments—corporate stock (attach schedule) . . . . .		
	c	Investments—corporate bonds (attach schedule). . . . .		
	11	Investments—land, buildings, and equipment basis ▶ _____ Less accumulated depreciation (attach schedule) ▶ _____		
	12	Investments—mortgage loans . . . . .		
	13	Investments—other (attach schedule) . . . . .	4,174,703	3,888,702
	14	Land, buildings, and equipment basis ▶ _____ Less accumulated depreciation (attach schedule) ▶ _____		
Liabilities	15	Other assets (describe ▶ _____)		
	16	<b>Total assets</b> (to be completed by all filers—see the instructions Also, see page 1, item I)	4,184,123	4,029,613
	17	Accounts payable and accrued expenses . . . . .		
	18	Grants payable . . . . .		
	19	Deferred revenue . . . . .		
	20	Loans from officers, directors, trustees, and other disqualified persons		
Net Assets or Fund Balances	21	Mortgages and other notes payable (attach schedule) . . . . .		
	22	Other liabilities (describe ▶ _____)		
	23	<b>Total liabilities</b> (add lines 17 through 22) . . . . .		0
		<b>Foundations that follow SFAS 117, check here</b> ▶ <input type="checkbox"/> <b>and complete lines 24 through 26 and lines 30 and 31.</b>		
	24	Unrestricted . . . . .		
	25	Temporarily restricted . . . . .		
	26	Permanently restricted . . . . .		
		<b>Foundations that do not follow SFAS 117, check here</b> ▶ <input checked="" type="checkbox"/> <b>and complete lines 27 through 31.</b>		
	27	Capital stock, trust principal, or current funds . . . . .		
	28	Paid-in or capital surplus, or land, bldg , and equipment fund		
	29	Retained earnings, accumulated income, endowment, or other funds	4,184,123	4,029,613
	30	<b>Total net assets or fund balances</b> (see page 17 of the instructions) . . . . .	4,184,123	4,029,613
	31	<b>Total liabilities and net assets/fund balances</b> (see page 17 of the instructions) . . . . .	4,184,123	4,029,613

Part III

Analysis of Changes in Net Assets or Fund Balances

1	Total net assets or fund balances at beginning of year—Part II, column (a), line 30 (must agree with end-of-year figure reported on prior year’s return) . . . . .	1	4,184,123
2	Enter amount from Part I, line 27a . . . . .	2	-154,510
3	Other increases not included in line 2 (itemize) ▶ _____	3	
4	Add lines 1, 2, and 3 . . . . .	4	4,029,613
5	Decreases not included in line 2 (itemize) ▶ _____	5	
6	Total net assets or fund balances at end of year (line 4 minus line 5)—Part II, column (b), line 30 . . . . .	6	4,029,613

Part IV Capital Gains and Losses for Tax on Investment Income

(a) List and describe the kind(s) of property sold (e g , real estate, 2-story brick warehouse, or common stock, 200 shs MLC Co )		(b) How acquired P—Purchase D—Donation	(c) Date acquired (mo , day, yr )	(d) Date sold (mo , day, yr )
1 a	SEE ATTACHED BNY STATEMENT 1	P		
b	SEE ATTACHED BNY STATEMENT 2	P		
c	SEE ATTACHED BNY STATEMENT 1	P		
d	SEE ATTACHED BNY STATEMENT 2	P		
e				

(e) Gross sales price	(f) Depreciation allowed (or allowable)	(g) Cost or other basis plus expense of sale	(h) Gain or (loss) (e) plus (f) minus (g)
a 182,382		215,794	-33,412
b 19,985		19,815	170
c 1,562,729		1,592,198	-29,469
d 27,004		23,004	4,000
e			

Complete only for assets showing gain in column (h) and owned by the foundation on 12/31/69			(I) Gains (Col (h) gain minus col (k), but not less than -0-) or Losses (from col (h))
(i) F M V as of 12/31/69	(j) Adjusted basis as of 12/31/69	(k) Excess of col (i) over col (j), if any	
a			-33,412
b			170
c			-29,469
d			4,000
e			

2 Capital gain net income or (net capital loss)	{ If gain, also enter in Part I, line 7 If (loss), enter -0- in Part I, line 7 }	2	-35,720
3 Net short-term capital gain or (loss) as defined in sections 1222(5) and (6) If gain, also enter in Part I, line 8, column (c) (see pages 13 and 17 of the instructions) If (loss), enter -0- in Part I, line 8 . . . . .		3	

Part V Qualification Under Section 4940(e) for Reduced Tax on Net Investment Income

(For optional use by domestic private foundations subject to the section 4940(a) tax on net investment income )

If section 4940(d)(2) applies, leave this part blank

Was the foundation liable for the section 4942 tax on the distributable amount of any year in the base period? ☐ Yes ☒ No

If "Yes," the foundation does not qualify under section 4940(e) Do not complete this part

1 Enter the appropriate amount in each column for each year, see page 18 of the instructions before making any entries

(a) Base period years Calendar year (or tax year beginning in)	(b) Adjusted qualifying distributions	(c) Net value of noncharitable-use assets	(d) Distribution ratio (col (b) divided by col (c))
2010	388,198	4,605,519	0 084290
2009	403,430	4,078,884	0 098907
2008	508,101	5,425,544	0 093650
2007	590,646	6,919,978	0 085354
2006	557,869	6,810,807	0 081909

2 Total of line 1, column (d). . . . .	2	0 444110
3 Average distribution ratio for the 5-year base period—divide the total on line 2 by 5, or by the number of years the foundation has been in existence if less than 5 years . . . .	3	0 088822
4 Enter the net value of noncharitable-use assets for 2011 from Part X, line 5. . . . .	4	4,472,237
5 Multiply line 4 by line 3. . . . .	5	397,233
6 Enter 1% of net investment income (1% of Part I, line 27b). . . . .	6	394
7 Add lines 5 and 6. . . . .	7	397,627
8 Enter qualifying distributions from Part XII, line 4. . . . .	8	163,669

If line 8 is equal to or greater than line 7, check the box in Part VI, line 1b, and complete that part using a 1% tax rate See  
the Part VI instructions on page 18

Part VIExcise Tax Based on Investment Income (Section 4940(a), 4940(b), 4940(e), or 4948—see page 18 of the instructions)

1a		Exempt operating foundations described in section 4940(d)(2), check here <input type="checkbox"/> and enter "N/A" on line 1				
		Date of ruling or determination letter _____ (attach copy of letter if necessary—see instructions)				
b		Domestic foundations that meet the section 4940(e) requirements in Part V, check here <input type="checkbox"/> and enter 1% of Part I, line 27b . . . . .		1	788	
c		All other domestic foundations enter 2% of line 27b Exempt foreign organizations enter 4% of Part I, line 12, col (b)				
2		Tax under section 511 (domestic section 4947(a)(1) trusts and taxable foundations only Others enter -0-)		2		
3		Add lines 1 and 2. . . . .		3	788	
4		Subtitle A (income) tax (domestic section 4947(a)(1) trusts and taxable foundations only Others enter -0-)		4		
5		Tax based on investment income. Subtract line 4 from line 3 If zero or less, enter -0- . . . . .		5	788	
6		Credits/Payments				
a		2011 estimated tax payments and 2010 overpayment credited to 2011	6a			
b		Exempt foreign organizations—tax withheld at source . . . . .	6b			
c		Tax paid with application for extension of time to file (Form 8868)	6c			
d		Backup withholding erroneously withheld . . . . .	6d			
7		Total credits and payments Add lines 6a through 6d. . . . .		7		
8		Enter any penalty for underpayment of estimated tax Check here <input checked="" type="checkbox"/> if Form 2220 is attached		8	18	
9		Tax due. If the total of lines 5 and 8 is more than line 7, enter amount owed . . . . .		9	806	
10		Overpayment. If line 7 is more than the total of lines 5 and 8, enter the amount overpaid. . . . .		10		
11		Enter the amount of line 10 to be Credited to 2012 estimated tax	0	Refunded	11	

Part VII-AStatements Regarding Activities

1a	During the tax year, did the foundation attempt to influence any national, state, or local legislation or did it participate or intervene in any political campaign? . . . . .		Yes	No
		1a		No
b	Did it spend more than \$100 during the year (either directly or indirectly) for political purposes (see page 19 of the instructions for definition)? . . . . .			No
	If the answer is "Yes" to 1a or 1b, attach a detailed description of the activities and copies of any materials published or distributed by the foundation in connection with the activities.			
c	Did the foundation file Form 1120-POL for this year? . . . . .	1c		No
d	Enter the amount (if any) of tax on political expenditures (section 4955) imposed during the year (1) On the foundation  \$ _____ (2) On foundation managers  \$ _____			
e	Enter the reimbursement (if any) paid by the foundation during the year for political expenditure tax imposed on foundation managers  \$ _____			
2	Has the foundation engaged in any activities that have not previously been reported to the IRS? . . . . .	2		No
	If "Yes," attach a detailed description of the activities.			
3	Has the foundation made any changes, not previously reported to the IRS, in its governing instrument, articles of incorporation, or bylaws, or other similar instruments? If "Yes," attach a conformed copy of the changes . . . . .	3		No
4a	Did the foundation have unrelated business gross income of \$1,000 or more during the year? . . . . .	4a		No
b	If "Yes," has it filed a tax return on Form 990-T for this year? . . . . .	4b		
5	Was there a liquidation, termination, dissolution, or substantial contraction during the year? . . . . .	5		No
	If "Yes," attach the statement required by General Instruction T.			
6	Are the requirements of section 508(e) (relating to sections 4941 through 4945) satisfied either			
	• By language in the governing instrument, or			
	• By state legislation that effectively amends the governing instrument so that no mandatory directions that conflict with the state law remain in the governing instrument? . . . . .	6	Yes	
7	Did the foundation have at least \$5,000 in assets at any time during the year? If "Yes," complete Part II, col (c), and Part XV	7	Yes	
8a	Enter the states to which the foundation reports or with which it is registered (see page 19 of the instructions)  FL _____			
b	If the answer is "Yes" to line 7, has the foundation furnished a copy of Form 990-PF to the Attorney General (or designate) of each state as required by General Instruction G? If "No," attach explanation	8b		No
9	Is the foundation claiming status as a private operating foundation within the meaning of section 4942(j)(3) or 4942(j)(5) for calendar year 2011 or the taxable year beginning in 2011 (see instructions for Part XIV on page 27)? If "Yes," complete Part XIV . . . . .	9		No
10	Did any persons become substantial contributors during the tax year? If "Yes," attach a schedule listing their names and addresses	10		No

Part VII-A

Statements Regarding Activities (continued)

11	At any time during the year, did the foundation, directly or indirectly, own a controlled entity within the meaning of section 512(b)(13)? If "Yes," attach schedule (see page 20 of the instructions).	11		No
12	Did the foundation acquire a direct or indirect interest in any applicable insurance contract before August 17, 2008?	12		No
13	Did the foundation comply with the public inspection requirements for its annual returns and exemption application? Website address N/A	13	Yes	
14	The books are in care of BNY MELLON Telephone no (305) 810-2900 Located at 1450 BRICKELL AVENUE 27TH FLOOR MIAMI FL ZIP+4 33131			
15	Section 4947(a)(1) nonexempt charitable trusts filing Form 990-PF in lieu of Form 1041—Check here and enter the amount of tax-exempt interest received or accrued during the year.			
16	At any time during calendar year 2011, did the foundation have an interest in or a signature or other authority over a bank, securities, or other financial account in a foreign country?	15		
	See the instructions for exceptions and filing requirements for Form TD F 90-22 1 If "Yes", enter the name of the foreign country	16	Yes	No

Part VII-B

Statements Regarding Activities for Which Form 4720 May Be Required

File Form 4720 if any item is checked in the "Yes" column, unless an exception applies.			Yes	No
1a	During the year did the foundation (either directly or indirectly) (1) Engage in the sale or exchange, or leasing of property with a disqualified person? (2) Borrow money from, lend money to, or otherwise extend credit to (or accept it from) a disqualified person? (3) Furnish goods, services, or facilities to (or accept them from) a disqualified person? (4) Pay compensation to, or pay or reimburse the expenses of, a disqualified person? (5) Transfer any income or assets to a disqualified person (or make any of either available for the benefit or use of a disqualified person)? (6) Agree to pay money or property to a government official? (Exception. Check "No" if the foundation agreed to make a grant to or to employ the official for a period after termination of government service, if terminating within 90 days ).			
b	If any answer is "Yes" to 1a(1)–(6), did any of the acts fail to qualify under the exceptions described in Regulations section 53.4941(d)-3 or in a current notice regarding disaster assistance (see page 20 of the instructions)? Organizations relying on a current notice regarding disaster assistance check here.	1b		No
c	Did the foundation engage in a prior year in any of the acts described in 1a, other than excepted acts, that were not corrected before the first day of the tax year beginning in 2011?	1c		No
2	Taxes on failure to distribute income (section 4942) (does not apply for years the foundation was a private operating foundation defined in section 4942(j)(3) or 4942(j)(5))			
a	At the end of tax year 2011, did the foundation have any undistributed income (lines 6d and 6e, Part XIII) for tax year(s) beginning before 2011? If "Yes," list the years 20 , 20 , 20 , 20			
b	Are there any years listed in 2a for which the foundation is not applying the provisions of section 4942(a)(2) (relating to incorrect valuation of assets) to the year's undistributed income? (If applying section 4942(a)(2) to all years listed, answer "No" and attach statement—see page 20 of the instructions ).	2b		
c	If the provisions of section 4942(a)(2) are being applied to any of the years listed in 2a, list the years here 20 , 20 , 20 , 20			
3a	Did the foundation hold more than a 2% direct or indirect interest in any business enterprise at any time during the year?			
b	If "Yes," did it have excess business holdings in 2011 as a result of (1) any purchase by the foundation or disqualified persons after May 26, 1969, (2) the lapse of the 5-year period (or longer period approved by the Commissioner under section 4943(c)(7)) to dispose of holdings acquired by gift or bequest, or (3) the lapse of the 10-, 15-, or 20-year first phase holding period? (Use Schedule C, Form 4720, to determine if the foundation had excess business holdings in 2011.).	3b		
4a	Did the foundation invest during the year any amount in a manner that would jeopardize its charitable purposes?	4a		No
b	Did the foundation make any investment in a prior year (but after December 31, 1969) that could jeopardize its charitable purpose that had not been removed from jeopardy before the first day of the tax year beginning in 2011?	4b		No

Part VII-B

Statements Regarding Activities for Which Form 4720 May Be Required (continued)

5a	During the year did the foundation pay or incur any amount to			
	(1) Carry on propaganda, or otherwise attempt to influence legislation (section 4945(e))?	<input type="checkbox"/> Yes	<input checked="" type="checkbox"/> No	
	(2) Influence the outcome of any specific public election (see section 4955), or to carry on, directly or indirectly, any voter registration drive?	<input type="checkbox"/> Yes	<input checked="" type="checkbox"/> No	
	(3) Provide a grant to an individual for travel, study, or other similar purposes?	<input type="checkbox"/> Yes	<input checked="" type="checkbox"/> No	
	(4) Provide a grant to an organization other than a charitable, etc , organization described in section 509(a)(1), (2), or (3), or section 4940(d)(2)? (see page 22 of the instructions).	<input type="checkbox"/> Yes	<input checked="" type="checkbox"/> No	
	(5) Provide for any purpose other than religious, charitable, scientific, literary, or educational purposes, or for the prevention of cruelty to children or animals?	<input type="checkbox"/> Yes	<input checked="" type="checkbox"/> No	
b	If any answer is "Yes" to 5a(1)–(5), did <b>any</b> of the transactions fail to qualify under the exceptions described in Regulations section 53.4945 or in a current notice regarding disaster assistance (see page 22 of the instructions)? Organizations relying on a current notice regarding disaster assistance check here.	5b		
c	If the answer is "Yes" to question 5a(4), does the foundation claim exemption from the tax because it maintained expenditure responsibility for the grant? <i>If "Yes," attach the statement required by Regulations section 53.4945–5(d).</i>			
6a	Did the foundation, during the year, receive any funds, directly or indirectly, to pay premiums on a personal benefit contract?			
b	Did the foundation, during the year, pay premiums, directly or indirectly, on a personal benefit contract? <i>If "Yes" to 6b, file Form 8870.</i>	6b		No
7a	At any time during the tax year, was the foundation a party to a prohibited tax shelter transaction?			
b	If yes, did the foundation receive any proceeds or have any net income attributable to the transaction?	7b		

Part VIII

Information About Officers, Directors, Trustees, Foundation Managers, Highly Paid Employees, and Contractors

1 List all officers, directors, trustees, foundation managers and their compensation (see page 22 of the instructions).				
(a) Name and address	(b) Title, and average hours per week devoted to position	(c) Compensation (If not paid, enter -0-)	(d) Contributions to employee benefit plans and deferred compensation	(e) Expense account, other allowances
See Additional Data TableSee Additional Data Table				
2 Compensation of five highest-paid employees (other than those included on line 1—see page 23 of the instructions). If none, enter "NONE."				
(a) Name and address of each employee paid more than \$50,000	(b) Title, and average hours per week devoted to position	(c) Compensation	(d) Contributions to employee benefit plans and deferred compensation	(e) Expense account, other allowances
NONE				
Total number of other employees paid over \$50,000.				

## Part VIII

**3 Five highest-paid independent contractors for professional services (see page 23 of the instructions). If none, enter "NONE".**

(a) Name and address of each person paid more than \$50,000	(b) Type of service	(c) Compensation
NONE		

**Total** number of others receiving over \$50,000 for professional services. . . . . ▶

## Part IX-A Summary of Direct Charitable Activities

List the foundation's four largest direct charitable activities during the tax year. Include relevant statistical information such as the number of organizations and other beneficiaries served, conferences convened, research papers produced, etc.

## Expenses

1	
2	
3	
4	

**Part IX-B Summary of Program-Related Investments** (see page 23 of the instructions)

Describe the two largest program-related investments made by the foundation during the tax year on lines 1 and 2

Amount

1	N/A	
2		
	All other program-related investments See page 24 of the instructions	
3		

**Total.** Add lines 1 through 3. . . . . 



Part X

Minimum Investment Return (All domestic foundations must complete this part. Foreign foundations, see page 24 of the instructions.)

1	Fair market value of assets not used (or held for use) directly in carrying out charitable, etc , purposes		
a	Average monthly fair market value of securities. . . . .	1a	4,462,096
b	Average of monthly cash balances. . . . .	1b	78,246
c	Fair market value of all other assets (see page 24 of the instructions). . . . .	1c	0
d	Total (add lines 1a, b, and c). . . . .	1d	4,540,342
e	Reduction claimed for blockage or other factors reported on lines 1a and 1c (attach detailed explanation). . . . .	1e	
2	Acquisition indebtedness applicable to line 1 assets. . . . .	2	
3	Subtract line 2 from line 1d. . . . .	3	4,540,342
4	Cash deemed held for charitable activities Enter 1 1/2% of line 3 (for greater amount, see page 25 of the instructions). . . . .	4	68,105
5	Net value of noncharitable-use assets. Subtract line 4 from line 3 Enter here and on Part V, line 4	5	4,472,237
6	Minimum investment return. Enter 5% of line 5. . . . .	6	223,612

Part XI

Distributable Amount (see page 25 of the instructions) (Section 4942(j)(3) and (j)(5) private operating foundations and certain foreign organizations check here ☒ and do not complete this part.)

1	Minimum investment return from Part X, line 6. . . . .	1	223,612
2a	Tax on investment income for 2011 from Part VI, line 5. . . . .	2a	788
b	Income tax for 2011 (This does not include the tax from Part VI ). . . . .	2b	
c	Add lines 2a and 2b. . . . .	2c	788
3	Distributable amount before adjustments Subtract line 2c from line 1. . . . .	3	222,824
4	Recoveries of amounts treated as qualifying distributions. . . . .	4	
5	Add lines 3 and 4. . . . .	5	222,824
6	Deduction from distributable amount (see page 25 of the instructions). . . . .	6	
7	Distributable amount as adjusted Subtract line 6 from line 5 Enter here and on Part XIII, line 1. . . . .	7	222,824

Part XII

Qualifying Distributions (see page 25 of the instructions)

1	Amounts paid (including administrative expenses) to accomplish charitable, etc , purposes		
a	Expenses, contributions, gifts, etc —total from Part I, column (d), line 26. . . . .	1a	163,669
b	Program-related investments—total from Part IX-B. . . . .	1b	
2	Amounts paid to acquire assets used (or held for use) directly in carrying out charitable, etc , purposes. . . . .	2	
3	Amounts set aside for specific charitable projects that satisfy the		
a	Suitability test (prior IRS approval required). . . . .	3a	
b	Cash distribution test (attach the required schedule). . . . .	3b	
4	Qualifying distributions. Add lines 1a through 3b Enter here and on Part V, line 8, and Part XIII, line 4	4	163,669
5	Foundations that qualify under section 4940(e) for the reduced rate of tax on net investment income Enter 1% of Part I, line 27b (see page 26 of the instructions). . . . .	5	
6	Adjusted qualifying distributions. Subtract line 5 from line 4. . . . .	6	163,669
Note: The amount on line 6 will be used in Part V, column (b), in subsequent years when calculating whether the foundation qualifies for the section 4940(e) reduction of tax in those years			

Part XIII

Undistributed Income (see page 26 of the instructions)

		(a) Corpus	(b) Years prior to 2010	(c) 2010	(d) 2011
1	Distributable amount for 2011 from Part XI, line 7				222,824
2	Undistributed income, if any, as of the end of 2011				
a	Enter amount for 2010 only. . . . .				
b	Total for prior years 20____, 20____, 20____				
3	Excess distributions carryover, if any, to 2011				
a	From 2006. . . . .				205,999
b	From 2007. . . . .				265,257
c	From 2008. . . . .				239,066
d	From 2009. . . . .				200,568
e	From 2010. . . . .				159,461
f	Total of lines 3a through e. . . . .	1,070,351			
4	Qualifying distributions for 2011 from Part XII, line 4 ▶ \$ 163,669				
a	Applied to 2010, but not more than line 2a				
b	Applied to undistributed income of prior years (Election required—see page 26 of the instructions)				
c	Treated as distributions out of corpus (Election required—see page 26 of the instructions). . .				
d	Applied to 2011 distributable amount. . . . .				163,669
e	Remaining amount distributed out of corpus				
5	Excess distributions carryover applied to 2011 (If an amount appears in column (d), the same amount must be shown in column (a).)	59,155			59,155
6	Enter the net total of each column as indicated below:				
a	Corpus Add lines 3f, 4c, and 4e Subtract line 5	1,011,196			
b	Prior years' undistributed income Subtract line 4b from line 2b. . . . .				
c	Enter the amount of prior years' undistributed income for which a notice of deficiency has been issued, or on which the section 4942(a) tax has been previously assessed. . . . .				
d	Subtract line 6c from line 6b Taxable amount—see page 27 of the instructions . . .				
e	Undistributed income for 2010 Subtract line 4a from line 2a Taxable amount—see page 27 of the instructions . . . . .				
f	Undistributed income for 2011 Subtract lines 4d and 5 from line 1 This amount must be distributed in 2011. . . . .				0
7	Amounts treated as distributions out of corpus to satisfy requirements imposed by section 170(b)(1)(F) or 4942(g)(3) (see page 27 of the instructions). . . . .				
8	Excess distributions carryover from 2006 not applied on line 5 or line 7 (see page 27 of the instructions). . . . .	146,844			
9	Excess distributions carryover to 2012. Subtract lines 7 and 8 from line 6a . . . . .	864,352			
10	Analysis of line 9				
a	Excess from 2007. . . . .				265,257
b	Excess from 2008. . . . .				239,066
c	Excess from 2009. . . . .				200,568
d	Excess from 2010. . . . .				159,461
e	Excess from 2011. . . . .				

Part XIV

Private Operating Foundations (see page 27 of the instructions and Part VII-A, question 9)

1a

If the foundation has received a ruling or determination letter that it is a private operating foundation, and the ruling is effective for 2011, enter the date of the ruling. . . . .

b

Check box to indicate whether the organization is a private operating foundation described in section 4942(j)(3) or 4942(j)(5)

☐ 4942(j)(3) or ☐ 4942(j)(5)

2a	Enter the lesser of the adjusted net income from Part I or the minimum investment return from Part X for each year listed . . . . .	Tax year	Prior 3 years			(e) Total
		(a) 2011	(b) 2010	(c) 2009	(d) 2008	
b	85% of line 2a . . . . .					
c	Qualifying distributions from Part XII, line 4 for each year listed . . . . .					
d	Amounts included in line 2c not used directly for active conduct of exempt activities . . . .					
e	Qualifying distributions made directly for active conduct of exempt activities Subtract line 2d from line 2c . . . . .					
3	Complete 3a, b, or c for the alternative test relied upon					
a	"Assets" alternative test—enter					
	(1) Value of all assets . . . . .					
	(2) Value of assets qualifying under section 4942(j)(3)(B)(i)					
b	"Endowment" alternative test— enter 2/3 of minimum investment return shown in Part X, line 6 for each year listed. . . .					
c	"Support" alternative test—enter					
	(1) Total support other than gross investment income (interest, dividends, rents, payments on securities loans (section 512(a)(5)), or royalties) . . . . .					
	(2) Support from general public and 5 or more exempt organizations as provided in section 4942(j)(3)(B)(iii). . . . .					
	(3) Largest amount of support from an exempt organization					
	(4) Gross investment income					

Part XV

Supplementary Information (Complete this part only if the organization had \$5,000 or more in assets at any time during the year—see page 27 of the instructions.)

1

Information Regarding Foundation Managers:

a

List any managers of the foundation who have contributed more than 2% of the total contributions received by the foundation before the close of any tax year (but only if they have contributed more than \$5,000) (See section 507(d)(2) )

b

List any managers of the foundation who own 10% or more of the stock of a corporation (or an equally large portion of the ownership of a partnership or other entity) of which the foundation has a 10% or greater interest

2

Information Regarding Contribution, Grant, Gift, Loan, Scholarship, etc., Programs:

Check here ☐ if the foundation only makes contributions to preselected charitable organizations and does not accept unsolicited requests for funds If the foundation makes gifts, grants, etc (see page 28 of the instructions) to individuals or organizations under other conditions, complete items 2a, b, c, and d

a

The name, address, and telephone number of the person to whom applications should be addressed

GOLOMB SCHWARTZ COVE PA  
9050 PINES BOULEVARD  
SUITE 386  
PEMBROKE PINES,FL 33024  
(954) 889-0075

b

The form in which applications should be submitted and information and materials they should include

LETTER STATING NAME, ADDRESS, TAX EXEMPT STATUS,PURPOSE AMOUNT AND TERM

c

Any submission deadlines

SEPTEMBER 30TH



d

Any restrictions or limitations on awards, such as by geographical areas, charitable fields, kinds of institutions, or other factors

NONE

**Part XV** **Supplementary Information** (continued)

**3 Grants and Contributions Paid During the Year or Approved for Future Payment**

Recipient	If recipient is an individual, show any relationship to any foundation manager or substantial contributor	Foundation status of recipient	Purpose of grant or contribution	Amount
Name and address (home or business)				
<b>a</b> <i>Paid during the year</i> NATIONAL JEWISH MEDICAL CENTER 7900 GLADES ROAD STE 410 BOCA RATON, FL 33434	NONE	NA	OPERATIONAL	150,000
<b>Total</b> . . . . .			 <b>3a</b>	150,000
<b>b</b> <i>Approved for future payment</i>				
<b>Total</b> . . . . .			 <b>3b</b>	

Enter gross amounts unless otherwise indicated	Unrelated business income		Excluded by section 512, 513, or 514		(e) Related or exempt function income (See page 28 of the instructions )
	(a) Business code	(b) Amount	(c) Exclusion code	(d) Amount	
<b>1</b> Program service revenue					
<b>a</b> _____					
<b>b</b> _____					
<b>c</b> _____					
<b>d</b> _____					
<b>e</b> _____					
<b>f</b> _____					
<b>g</b> Fees and contracts from government agencies					
<b>2</b> Membership dues and assessments. . . .					
<b>3</b> Interest on savings and temporary cash investments					
<b>4</b> Dividends and interest from securities. . . .			14	107,687	
<b>5</b> Net rental income or (loss) from real estate					
<b>a</b> Debt-financed property. . . . .					
<b>b</b> Not debt-financed property. . . . .					
<b>6</b> Net rental income or (loss) from personal property					
<b>7</b> Other investment income. . . . .					
<b>8</b> Gain or (loss) from sales of assets other than inventory			18	-35,720	
<b>9</b> Net income or (loss) from special events					
<b>10</b> Gross profit or (loss) from sales of inventory. .					
<b>11</b> Other revenue <b>a</b> MISCELLANEOUS _____					2,450
<b>b</b> _____					
<b>c</b> _____					
<b>d</b> _____					
<b>e</b> _____					
<b>12</b> Subtotal. Add columns (b), (d), and (e). .				71,967	2,450
<b>13 Total.</b> Add line 12, columns (b), (d), and (e). . . . .			<b>13</b>		<b>74,417</b>

[illegible]

## Part XVII

<b>1</b>	Did the organization directly or indirectly engage in any of the following with any other organization described in section 501(c) of the Code (other than section 501(c)(3) organizations) or in section 527, relating to political organizations?		<b>Yes</b>	<b>No</b>
<b>a</b>	Transfers from the reporting foundation to a noncharitable exempt organization of			
	(1) Cash. . . . .	<b>1a(1)</b>		<b>No</b>
	(2) Other assets. . . . .	<b>1a(2)</b>		<b>No</b>
<b>b</b>	Other transactions			
	(1) Sales of assets to a noncharitable exempt organization. . . . .	<b>1b(1)</b>		<b>No</b>
	(2) Purchases of assets from a noncharitable exempt organization. . . . .	<b>1b(2)</b>		<b>No</b>
	(3) Rental of facilities, equipment, or other assets. . . . .	<b>1b(3)</b>		<b>No</b>
	(4) Reimbursement arrangements. . . . .	<b>1b(4)</b>		<b>No</b>
	(5) Loans or loan guarantees. . . . .	<b>1b(5)</b>		<b>No</b>
	(6) Performance of services or membership or fundraising solicitations. . . . .	<b>1b(6)</b>		<b>No</b>
<b>c</b>	Sharing of facilities, equipment, mailing lists, other assets, or paid employees. . . . .	<b>1c</b>		<b>No</b>

[illegible]

**2a** Is the foundation directly or indirectly affiliated with, or related to, one or more tax-exempt organizations described in section 501(c) of the Code (other than section 501(c)(3)) or in section 527? . . . . . ☐ Yes ☒ No

<b>b</b> If "Yes," complete the following schedule		
<b>(a)</b> Name of organization	<b>(b)</b> Type of organization	<b>(c)</b> Description of relationship

Sign Here	Under penalties of perjury, I declare that I have examined this return, including accompanying schedules and statements, and to the best of my knowledge and belief, it is true, correct, and complete Declaration of preparer (other than taxpayer or fiduciary) is based on all information of which preparer has any knowledge				
	*****			2012-07-26	*****
	Signature of officer or trustee			Date	Title
	Paid Preparer's Use Only	Preparer's Signature ▶ ERIC L GOLOMB		Date  2012-07-31	Check if self-employed ▶ <input checked="" type="checkbox"/>
		Firm's name ▶ GOLOMB SCHWARTZ & COVE PA 9050 PINES BLVD STE 386			Firm's EIN ▶
Firm's address ▶ PEMBROKE PINES, FL 33024			Phone no (954) 889-0075		

May the IRS discuss this return with the preparer shown above? See instructions . . . . . ☐ Yes ☒ No

TY 2011 Investments - Other Schedule

**Name:** WOLLOWICK FAMILY FOUNDATION

**EIN:** 59-2469452

Category/ Item	Listed at Cost or FMV	Book Value	End of Year Fair Market Value
	AT COST	3,888,702	4,178,194

TY 2011 Legal Fees Schedule

**Name:** WOLLOWICK FAMILY FOUNDATION

**EIN:** 59-2469452

Category	Amount	Net Investment Income	Adjusted Net Income	Disbursements for Charitable Purposes
INDIRECT LEGAL FEES	5,187			



TY 2011 Other Expenses Schedule

Name: WOLLOWICK FAMILY FOUNDATION

EIN: 59-2469452

Description	Revenue and Expenses per Books	Net Investment Income	Adjusted Net Income	Disbursements for Charitable Purposes
EXPENSES				
	27	27		

# TY 2011 Other Income Schedule

**Name:** WOLLOWICK FAMILY FOUNDATION

**EIN:** 59-2469452

Description	Revenue And Expenses Per Books	Net Investment Income	Adjusted Net Income
MISCELLANEOUS	2,450		2,450

**TY 2011 Taxes Schedule****Name:** WOLLOWICK FAMILY FOUNDATION**EIN:** 59-2469452

Category	Amount	Net Investment Income	Adjusted Net Income	Disbursements for Charitable Purposes
FEDERAL TAX	2,302	2,302		
FOREIGN WITHHOLDING TAXES PAID	3,068	3,068		

# STATEMENT 1

BNY / Mellon

Page 1 of 15

**Statement of Capital Gains and Losses From Sales**  
(Does not include capital gain distributions from mutual funds or CTF's - See Tax Transaction Detail)

2/14/2012 14:40:37

Account Id. 10520896002

WOLLOWICK R & G FAMILY FDN-IMA

Trust Year 2/1/2011 - 2/28/2012

Type	Description	Date	Shares	Price	Fed Cost	State Cost	Fed Gain	State Gain	(Type)
00206R102	AT&T INC								
Sold		08/16/11	270	7,709 67					
Acq		03/02/07	270	7,709 67	9,871 20	9,871 20	-2,161 53	-2,161 53	L
Total for 8/16/2011					9,871 20	9,871 20	-2,161 53	-2,161 53	
00817YAD0	AETNA U S HEALTHCARE INC								
Sold		06/15/11	50000	50,000 00					
Acq		06/13/07	50000	50,000 00	49,948 50	49,948 50	51 50	51 50	L
Total for 6/15/2011					49,948 50	49,948 50	51 50	51 50	
018581108	ALLIANCE DATA SYS CORP								
Sold		08/16/11	60	5,443 21					
Acq		05/29/08	58	5,261 77	3,522 59	3,522 59	1,739 18	1,739 18	L
Acq		05/28/08	2	181 44	119 55	119 55	61 89	61 89	L
Total for 8/16/2011					3,642 14	3,642 14	1,801 07	1,801 07	
01988P108	ALLSCRIPTS HEALTHCARE SOLU USD 0 01								
Sold		08/16/11	150	2,323 81					
Acq		08/17/10	150	2,323 81	2,591 95	2,591 95	-268 14	-268 14	S
Total for 8/16/2011					2,591 95	2,591 95	-268 14	-268 14	
023135106	AMAZON COM INC								
Sold		08/16/11	24	4,829 44					
Acq		05/02/11	24	4,829 44	4,824 53	4,824 53	4 91	4 91	S
Total for 8/16/2011					4,824 53	4,824 53	4 91	4 91	
025816109	AMERICAN EXPRESS COMPANY								
Sold		08/16/11	140	6,325 36					
Acq		06/21/10	140	6,325 36	5,947 54	5,947 54	377 82	377 82	L
Total for 8/16/2011					5,947 54	5,947 54	377 82	377 82	
03076C106	AMERIPRISE FINL INC								
Sold		08/16/11	90	4,008 70					
Acq		01/05/11	20	890 82	1,196 44	1,196 44	-305 62	-305 62	S
Acq		01/05/11	9	400 87	537 51	537 51	-136 64	-136 64	S
Acq		01/06/11	41	1,826 19	2,464 67	2,464 67	-638 48	-638 48	S
Acq		01/21/09	20	890 82	383 36	383 36	507 46	507 46	L
Total for 8/16/2011					4,581 98	4,581 98	-573 28	-573 28	
032346108	AMYLIN PHARMACEUTICALS INC								
Sold		03/03/11	410	4,675 96					
Acq		06/21/10	31	353 55	603 53	603 53	-249 98	-249 98	S
Acq		05/06/10	50	570 24	919 24	919 24	-349 00	-349 00	S
Acq		06/21/10	49	558 83	955 20	955 20	-396 37	-396 37	S
Acq		06/21/10	60	684 29	1,181 09	1,181 09	-496 80	-496 80	S
Acq		06/18/10	150	1,710 72	2,927 52	2,927 52	-1,216 80	-1,216 80	S
Acq		06/18/10	70	798 33	1,342 99	1,342 99	-544 66	-544 66	S
Total for 3/3/2011					7,929 57	7,929 57	-3,253 61	-3,253 61	
032346108	AMYLIN PHARMACEUTICALS INC								
Sold		03/03/11	95	1,080 21					
Acq		05/06/10	95	1,080 21	1,746 56	1,746 56	-666 35	-666 35	S
Total for 3/3/2011					1,746 56	1,746 56	-666 35	-666 35	

**Statement of Capital Gains and Losses From Sales**  
 (Does not include capital gain distributions from mutual funds or CTF's - See Tax Transaction Detail)

Account Id: 10520896002

WOLLOWICK R &amp; G FAMILY FDN-IMA

Trust Year 2/1/2011 - 2/28/2012

Type	Description	Date	Shares	Price	Fed Cost	State Cost	Fed Gain	State Gain	(Type)
032346108	AMYLIN PHARMACEUTICALS INC								
Sold		03/04/11	24	268 98					
Acq		05/06/10	24	268 98	441 23	441 23	-172 25	-172 25	S
Total for 3/4/2011					441 23	441 23	-172 25	-172 25	
032346108	AMYLIN PHARMACEUTICALS INC								
Sold		03/04/11	125	1,386 88					
Acq		05/06/10	125	1,386 88	2,298.10	2,298 10	-911 22	-911 22	S
Total for 3/4/2011					2,298.10	2,298 10	-911 22	-911 22	
032346108	AMYLIN PHARMACEUTICALS INC								
Sold		03/07/11	42	464 52					
Acq		05/06/10	42	464 52	772 16	772 16	-307 64	-307 64	S
Total for 3/7/2011					772 16	772 16	-307 64	-307 64	
032346108	AMYLIN PHARMACEUTICALS INC								
Sold		03/07/11	54	598 42					
Acq		05/06/10	54	598 42	992 78	992 78	-394 36	-394 36	S
Total for 3/7/2011					992 78	992 78	-394 36	-394 36	
032511107	ANADARKO PETE CORP								
Sold		08/16/11	50	3,649 02					
Acq		06/18/10	50	3,649 02	2,126 81	2,126 81	1,522 21	1,522 21	L
Total for 8/16/2011					2,126 81	2,126 81	1,522 21	1,522 21	
037411105	APACHE CORPORATION COM								
Sold		08/16/11	77	7,993 36					
Acq		03/02/07	77	7,993 36	5,193 77	5,193 77	2,799 59	2,799 59	L
Total for 8/16/2011					5,193 77	5,193 77	2,799 59	2,799 59	
037833100	APPLE COMPUTER INC COM								
Sold		08/16/11	50	19,063 93					
Acq		04/23/10	20	7,625 57	5,412.25	5,412 25	2,213 32	2,213 32	L
Acq		09/04/09	1	381.28	167 97	167 97	213 31	213 31	L
Acq		07/08/08	29	11,057.08	5,131 86	5,131 86	5,925 22	5,925 22	L
Total for 8/16/2011					10,712 08	10,712 08	8,351 85	8,351 85	
052769106	AUTODESK INC COM								
Sold		08/16/11	100	2,975 03					
Acq		07/21/11	100	2,975 03	3,627 98	3,627 98	-652 95	-652 95	S
Total for 8/16/2011					3,627 98	3,627 98	-652 95	-652 95	
052769106	AUTODESK INC COM								
Sold		08/19/11	17	415 61					
Acq		07/21/11	17	415 61	616 76	616 76	-201 15	-201 15	S
Total for 8/19/2011					616 76	616 76	-201 15	-201 15	
052769106	AUTODESK INC COM								
Sold		09/09/11	70	1,789.95					
Acq		07/21/11	70	1,789 95	2,539 58	2,539 58	-749 63	-749 63	S
Total for 9/9/2011					2,539 58	2,539 58	-749 63	-749 63	

**Statement of Capital Gains and Losses From Sales**  
 (Does not include capital gain distributions from mutual funds or CTF's - See Tax Transaction Detail)

Account Id 10520896002

**WOLLOWICK R & G FAMILY FDN-IMA**  
 Trust Year 2/1/2011 - 2/28/2012

Type	Description	Date	Shares	Price	Fed Cost	State Cost	Fed Gain	State Gain	(Type)
052769106	AUTODESK INC COM								
Sold		09/09/11	46	1,179.15					
Acq		07/21/11	10	256.34	362.80 <input type="checkbox"/>	362.80	-106.46	-106.46	S
Acq		07/20/11	36	922.81	1,290.08 <input type="checkbox"/>	1,290.08	-367.27	-367.27	S
Total for 9/9/2011					1,652.88	1,652.88	-473.73	-473.73	
052769106	AUTODESK INC COM								
Sold		09/09/11	117	2,966.45					
Acq		07/20/11	117	2,966.45	4,192.77 <input type="checkbox"/>	4,192.77	-1,226.32	-1,226.32	S
Total for 9/9/2011					4,192.77	4,192.77	-1,226.32	-1,226.32	
052800109	AUTOLIV INC COM								
Sold		08/16/11	40	2,196.03					
Acq		05/28/09	40	2,196.03	1,036.90 <input type="checkbox"/>	1,036.90	1,159.13	1,159.13	L
Total for 8/16/2011					1,036.90	1,036.90	1,159.13	1,159.13	
05569M509	BNY MELLON MID CAP STK FD CL M								
Sold		08/16/11	16031.886	181,000.00					
Acq		08/11/03	5850.049	66,047.06	61,016.01 <input type="checkbox"/>	61,016.01	5,031.05	5,031.05	L
Acq		01/09/08	951.557	10,743.08	11,000.00 <input type="checkbox"/>	11,000.00	-256.92	-256.92	L
Acq		01/09/07	2450.62	27,667.50	31,539.47 <input type="checkbox"/>	31,539.47	-3,871.97	-3,871.97	L
Acq		01/04/08	6779.66	76,542.36	80,000.00 <input type="checkbox"/>	80,000.00	-3,457.64	-3,457.64	L
Total for 8/16/2011					183,555.48	183,555.48	-2,555.48	-2,555.48	
05569M582	BNY MELLON US CORE EQ 130/30 FD CL M SHS								
Sold		08/03/11	2185.315	25,000.00					
Acq		01/28/10	2185.315	25,000.00	20,979.02 <input type="checkbox"/>	20,979.02	4,020.98	4,020.98	L
Total for 8/3/2011					20,979.02	20,979.02	4,020.98	4,020.98	
05569M582	BNY MELLON US CORE EQ 130/30 FD CL M SHS								
Sold		08/16/11	10818.438	115,000.00					
Acq		09/03/09	5191.253	55,183.02	46,409.80 <input type="checkbox"/>	46,409.80	8,773.22	8,773.22	L
Acq		01/28/10	5627.185	59,816.98	54,020.98 <input type="checkbox"/>	54,020.98	5,796.00	5,796.00	L
Total for 8/16/2011					100,430.78	100,430.78	14,569.22	14,569.22	
05569M806	BNY MELLON SMALL CAP STK FD CL M SHS								
Sold		08/16/11	1691.73	18,000.00					
Acq		08/11/03	389.373	4,142.93	4,800.97 <input type="checkbox"/>	4,800.97	-658.04	-658.04	L
Acq		01/09/07	1302.357	13,857.07	18,037.64 <input type="checkbox"/>	18,037.64	-4,180.57	-4,180.57	L
Total for 8/16/2011					22,838.61	22,838.61	-4,838.61	-4,838.61	
05569M855	BNY MELLON EMERGING MKTS FD CL M SHS								
Sold		08/16/11	2290.076	24,000.00					
Acq		01/04/08	809.326	8,481.74	16,146.05 <input type="checkbox"/>	16,146.05	-7,664.31	-7,664.31	L
Acq		01/09/08	1480.75	15,518.26	30,000.00 <input type="checkbox"/>	30,000.00	-14,481.74	-14,481.74	L
Total for 8/16/2011					46,146.05	46,146.05	-22,146.05	-22,146.05	
05569M871	BNY MELLON INTL FD CL M SHSS								
Sold		08/16/11	31281.534	310,000.00					
Acq		08/11/03	3760.176	37,263.34	42,678.00 <input type="checkbox"/>	42,678.00	-5,414.66	-5,414.66	L
Acq		01/09/08	1696.065	16,808.00	25,000.00 <input type="checkbox"/>	25,000.00	-8,192.00	-8,192.00	L
Acq		01/04/08	6793.477	67,323.36	100,000.00 <input type="checkbox"/>	100,000.00	-32,676.64	-32,676.64	L
Acq		05/23/02	7949.126	78,775.84	100,000.00 <input type="checkbox"/>	100,000.00	-21,224.16	-21,224.16	L

**Statement of Capital Gains and Losses From Sales**  
(Does not include capital gain distributions from mutual funds or CTF's - See Tax Transaction Detail)

2/14/2012 14:40:37

Account Id. 10520896002

WOLLOWICK R &amp; G FAMILY FDN-IMA

Trust Year 2/1/2011 - 2/28/2012

Type	Description	Date	Shares	Price	Fed Cost	State Cost	Fed Gain	State Gain	(Type)
05569M871	BNY MELLON INTL FD CL M SHSS								
Sold		08/16/11	31281 534	310,000 00					
Acq		01/09/07	3836 313	38,017 86	64,948.78 <input type="checkbox"/>	64,948 78	-26,930 92	-26,930 92	L
Acq		03/14/07	7246 377	71,811 60	120,000 00 <input type="checkbox"/>	120,000 00	-48,188 40	-48,188 40	L
Total for 8/16/2011					452,626.78	452,626 78	-142,626 78	-142,626 78	
055921100	BMC SOFTWARE INC								
Sold		08/16/11	110	4,457 57					
Acq		03/04/11	40	1,620 93	2,006 92 <input type="checkbox"/>	2,006 92	-385 99	-385 99	S
Acq		02/14/11	70	2,836 64	3,549 35 <input type="checkbox"/>	3,549.35	-712 71	-712 71	S
Total for 8/16/2011					5,556 27	5,556.27	-1,098 70	-1,098 70	
055921100	BMC SOFTWARE INC								
Sold		10/11/11	2	72 09					
Acq		03/04/11	2	72 09	100 35 <input type="checkbox"/>	100 35	-28 26	-28 26	S
Total for 10/11/2011					100 35	100 35	-28 26	-28 26	
055921100	BMC SOFTWARE INC								
Sold		10/11/11	211	7,593 72					
Acq		02/11/11	60	2,159 35	2,987 96 <input type="checkbox"/>	2,987 96	-828 61	-828 61	S
Acq		03/03/11	40	1,439 57	2,004 34 <input type="checkbox"/>	2,004 34	-564 77	-564 77	S
Acq		03/03/11	6	215 94	298 57 <input type="checkbox"/>	298 57	-82 63	-82 63	S
Acq		03/04/11	2	71 98	100 34 <input type="checkbox"/>	100 34	-28 36	-28 36	S
Acq		02/10/11	13	467.86	642 43 <input type="checkbox"/>	642 43	-174 57	-174 57	S
Acq		02/11/11	90	3,239 03	4,471 26 <input type="checkbox"/>	4,471 26	-1,232 23	-1,232 23	S
Total for 10/11/2011					10,504 90	10,504 90	-2,911 18	-2,911 18	
055921100	BMC SOFTWARE INC								
Sold		10/12/11	37	1,336 28					
Acq		02/10/11	37	1,336 28	1,828 46 <input type="checkbox"/>	1,828 46	-492 18	-492 18	S
Total for 10/12/2011					1,828 46	1,828 46	-492 18	-492 18	
060505104	BANK AMER CORP								
Sold		08/12/11	1080	7,930 18					
Acq		05/06/10	360	2,643 39	5,843 30 <input type="checkbox"/>	5,843 30	-3,199 91	-3,199 91	L
Acq		09/13/10	140	1,027 99	1,961 15 <input type="checkbox"/>	1,961 15	-933 16	-933 16	S
Acq		06/15/09	50	367 14	676 79 <input type="checkbox"/>	676 79	-309 65	-309 65	L
Acq		09/13/10	100	734 28	1,396 18 <input type="checkbox"/>	1,396 18	-661.90	-661 90	S
Acq		06/15/09	430	3,157.39	5,804 65 <input type="checkbox"/>	5,804 65	-2,647 26	-2,647 26	L
Total for 8/12/2011					15,682 07	15,682 07	-7,751.89	-7,751 89	
060505104	BANK AMER CORP								
Sold		08/16/11	360	2,729 47					
Acq		06/15/09	230	1,743 83	3,055 00 <input type="checkbox"/>	3,055 00	-1,311 17	-1,311 17	L
Acq		06/15/09	30	227 46	404 98 <input type="checkbox"/>	404 98	-177 52	-177 52	L
Acq		05/21/09	100	758 19	1,152 13 <input type="checkbox"/>	1,152 13	-393 94	-393.94	L
Total for 8/16/2011					4,612 11	4,612 11	-1,882 64	-1,882 64	
071813109	BAXTER INTL INC COM								
Sold		08/16/11	40	2,146 83					
Acq		08/10/11	40	2,146 83	2,053 35 <input type="checkbox"/>	2,053 35	93 48	93 48	S
Total for 8/16/2011					2,053 35	2,053 35	93 48	93 48	

**Statement of Capital Gains and Losses From Sales**  
 (Does not include capital gain distributions from mutual funds or CTF's - See Tax Transaction Detail)

2/14/2012 14:40:37

Account Id: 10520896002

WOLLOWICK R &amp; G FAMILY FDN-IMA

Trust Year 2/1/2011 - 2/28/2012

Type	Description	Date	Shares	Price	Fed Cost	State Cost	Fed Gain	State Gain	(Type)
124857202	CBS CORP NEW								
Sold		08/16/11	150	3,687.23					
Acq		05/05/11	150	3,687.23	4,025.83	4,025.83	-338.60	-338.60	S
Total for 8/16/2011					4,025.83	4,025.83	-338.60	-338.60	
125509109	CIGNA CORP COM								
Sold		08/16/11	80	3,545.67					
Acq		06/22/09	50	2,216.04	1,220.55	1,220.55	995.49	995.49	L
Acq		06/19/09	30	1,329.63	744.75	744.75	584.88	584.88	L
Total for 8/16/2011					1,965.30	1,965.30	1,580.37	1,580.37	
126650100	CVS CORP								
Sold		05/09/11	100	3,745.87					
Acq		07/27/07	100	3,745.87	3,542.10	3,542.10	203.77	203.77	L
Total for 5/9/2011					3,542.10	3,542.10	203.77	203.77	
126650100	CVS CORP								
Sold		05/10/11	50	1,863.88					
Acq		07/27/07	50	1,863.88	1,771.05	1,771.05	92.83	92.83	L
Total for 5/10/2011					1,771.05	1,771.05	92.83	92.83	
14040H105	CAPITAL ONE FINL CORP COM								
Sold		08/16/11	170	7,619.59					
Acq		01/19/10	40	1,792.84	1,691.96	1,691.96	100.88	100.88	L
Acq		01/19/10	130	5,826.75	5,556.44	5,556.44	270.31	270.31	L
Total for 8/16/2011					7,248.40	7,248.40	371.19	371.19	
14040H105	CAPITAL ONE FINL CORP COM								
Sold		10/18/11	110	4,521.31					
Acq		07/07/10	30	1,233.08	1,228.16	1,228.16	4.92	4.92	L
Acq		01/19/10	80	3,288.23	3,383.92	3,383.92	-95.69	-95.69	L
Total for 10/18/2011					4,612.08	4,612.08	-90.77	-90.77	
14040H105	CAPITAL ONE FINL CORP COM								
Sold		10/19/11	120	4,818.65					
Acq		09/30/10	70	2,810.88	2,771.31	2,771.31	39.57	39.57	L
Acq		07/07/10	50	2,007.77	2,046.94	2,046.94	-39.17	-39.17	L
Total for 10/19/2011					4,818.25	4,818.25	0.40	0.40	
14040H105	CAPITAL ONE FINL CORP COM								
Sold		10/19/11	10	409.66					
Acq		09/30/10	10	409.66	395.90	395.90	13.76	13.76	L
Total for 10/19/2011					395.90	395.90	13.76	13.76	
143658300	CARNIVAL CORP								
Sold		08/16/11	80	2,489.68					
Acq		07/01/10	80	2,489.68	2,498.39	2,498.39	-8.71	-8.71	L
Total for 8/16/2011					2,498.39	2,498.39	-8.71	-8.71	
149123101	CATERPILLAR INC								
Sold		08/16/11	50	4,499.01					
Acq		08/16/10	50	4,499.01	3,217.41	3,217.41	1,281.60	1,281.60	L
Total for 8/16/2011					3,217.41	3,217.41	1,281.60	1,281.60	



**Statement of Capital Gains and Losses From Sales**  
 (Does not include capital gain distributions from mutual  
 funds or CTF's - See Tax Transaction Detail)

Account Id: 10520896002

WOLLOWICK R &amp; G FAMILY FDN-IMA

Trust Year 2/1/2011 - 2/28/2012

Type	Description	Date	Shares	Price	Fed Cost	State Cost	Fed Gain	State Gain	(Type)
171232101	CHUBB CORPORATION COM								
Sold		08/16/11	80	4,860.86					
Acq		03/02/07	80	4,860.86	4,072.21	4,072.21	788.65	788.65	L
Total for 8/16/2011					4,072.21	4,072.21	788.65	788.65	
17275R102	CISCO SYS INC								
Sold		02/10/11	450	8,546.38					
Acq		01/03/96	450	8,546.38	1,887.49	1,887.49	6,658.89	6,658.89	L
Total for 2/10/2011					1,887.49	1,887.49	6,658.89	6,658.89	
17275R102	CISCO SYS INC								
Sold		02/10/11	27	514.61					
Acq		01/03/96	27	514.61	113.25	113.25	401.36	401.36	L
Total for 2/10/2011					113.25	113.25	401.36	401.36	
17275R102	CISCO SYS INC								
Sold		02/10/11	10	191.00					
Acq		01/03/96	10	191.00	41.94	41.94	149.06	149.06	L
Total for 2/10/2011					41.94	41.94	149.06	149.06	
17275R102	CISCO SYS INC								
Sold		02/10/11	7	133.70					
Acq		01/03/96	7	133.70	29.36	29.36	104.34	104.34	L
Total for 2/10/2011					29.36	29.36	104.34	104.34	
17275R102	CISCO SYS INC								
Sold		02/10/11	106	2,024.88					
Acq		01/03/96	106	2,024.88	444.62	444.62	1,580.26	1,580.26	L
Total for 2/10/2011					444.62	444.62	1,580.26	1,580.26	
17275R102	CISCO SYS INC								
Sold		02/10/11	57	1,089.27					
Acq		01/03/96	57	1,089.27	239.08	239.08	850.19	850.19	L
Total for 2/10/2011					239.08	239.08	850.19	850.19	
17275R102	CISCO SYS INC								
Sold		02/10/11	13	248.56					
Acq		01/03/96	13	248.56	54.53	54.53	194.03	194.03	L
Total for 2/10/2011					54.53	54.53	194.03	194.03	
17275RAB8	CISCO SYS INC								
Sold		02/22/11	50000	50,000.00					
Acq		06/13/07	50000	50,000.00	50,000.00	50,000.00	0.00	0.00	L
Total for 2/22/2011					50,000.00	50,000.00	0.00	0.00	
172967424	CITIGROUP INC								
Sold		08/16/11	70	2,142.75					
Acq		01/31/11	9	275.50	437.27	437.27	-161.77	-161.77	S
Acq		01/31/11	10	306.11	486.00	486.00	-179.89	-179.89	S
Acq		01/31/11	28	857.10	1,356.96	1,356.96	-499.86	-499.86	S
Acq		01/31/11	23	704.05	1,113.52	1,113.52	-409.47	-409.47	S
Total for 8/16/2011					3,393.75	3,393.75	-1,251.00	-1,251.00	

**Statement of Capital Gains and Losses From Sales**  
 (Does not include capital gain distributions from mutual funds or CTF's - See Tax Transaction Detail)

2/14/2012 14:40:37

Account Id: 10520896002

WOLLOWICK R &amp; G FAMILY FDN-IMA

Trust Year 2/1/2011 - 2/28/2012

Type	Description	Date	Shares	Price	Fed Cost	State Cost	Fed Gain	State Gain	(Type)
200340107	COMERICA INC COM								
Sold		08/16/11	110	2,744 67					
Acq		09/09/10	56	1,397 29	2,096 34	2,096 34	-699 05	-699 05	S
Acq		09/09/10	54	1,347 38	1,989 15	1,989 15	-641 77	-641 77	S
Total for 8/16/2011					4,085 49	4,085 49	-1,340 82	-1,340 82	
200340107	COMERICA INC COM								
Sold		12/02/11	87	2,214 95					
Acq		09/09/10	18	458 27	662 56	662 56	-204 29	-204 29	L
Acq		09/09/10	9	229 13	331 53	331 53	-102 40	-102 40	L
Acq		09/08/10	60	1,527 55	2,199 35	2,199 35	-671 80	-671 80	L
Total for 12/2/2011					3,193 44	3,193 44	-978 49	-978 49	
200340107	COMERICA INC COM								
Sold		12/05/11	163	4,214 02					
Acq		09/07/10	52	1,344 35	1,880 51	1,880 51	-536 16	-536 16	L
Acq		09/08/10	25	646 32	915 06	915 06	-268 74	-268 74	L
Acq		09/08/10	65	1,680 44	2,382 63	2,382 63	-702 19	-702 19	L
Acq		09/07/10	14	361 94	507 18	507 18	-145 24	-145 24	L
Acq		09/07/10	7	180 97	252 93	252 93	-71 96	-71 96	L
Total for 12/5/2011					5,938 31	5,938 31	-1,724 29	-1,724 29	
20825C104	CONOCOPHILLIPS								
Sold		08/16/11	120	8,011 28					
Acq		05/14/07	60	4,005 64	4,242 56	4,242 56	-236 92	-236 92	L
Acq		03/02/07	60	4,005 64	3,913 20	3,913 20	92 44	92 44	L
Total for 8/16/2011					8,155 76	8,155 76	-144 48	-144 48	
20825C104	CONOCOPHILLIPS								
Sold		11/11/11	80	5,768 71					
Acq		03/02/07	80	5,768 71	5,217 60	5,217 60	551 11	551 11	L
Total for 11/11/2011					5,217 60	5,217 60	551 11	551 11	
20825C104	CONOCOPHILLIPS								
Sold		11/14/11	10	715 51					
Acq		03/02/07	10	715 51	652 20	652 20	63 31	63 31	L
Total for 11/14/2011					652 20	652 20	63 31	63 31	
231021106	CUMMINS ENGINE INC								
Sold		08/16/11	70	6,617 81					
Acq		05/01/09	70	6,617 81	2,389 24	2,389 24	4,228 57	4,228 57	L
Total for 8/16/2011					2,389 24	2,389 24	4,228 57	4,228 57	
231021106	CUMMINS ENGINE INC								
Sold		08/22/11	30	2,436 91					
Acq		05/01/09	30	2,436 91	1,023 96	1,023 96	1,412 95	1,412 95	L
Total for 8/22/2011					1,023 96	1,023 96	1,412 95	1,412 95	
231021106	CUMMINS ENGINE INC								
Sold		08/22/11	20	1,614 02					
Acq		05/01/09	20	1,614 02	682 64	682 64	931 38	931 38	L
Total for 8/22/2011					682 64	682 64	931 38	931 38	

**Statement of Capital Gains and Losses From Sales**  
 (Does not include capital gain distributions from mutual funds or CTF's - See Tax Transaction Detail)

Account Id: 10520896002

**WOLLOWICK R & G FAMILY FDN-IMA**  
 Trust Year 2/1/2011 - 2/28/2012

Type	Description	Date	Shares	Price	Fed Cost	State Cost	Fed Gain	State Gain	(Type)
235851102	DANAHER CORP COMMON								
Sold		08/16/11	80	3,525 69					
Acq		03/11/05	80	3,525 69	2,186 85	2,186 85	1,338 84	1,338 84	L
Total for 8/16/2011					2,186 85	2,186 85	1,338 84	1,338 84	
24422EQD4	DEERE JOHN CAP CORP MEDIUM TERM NOTE								
Sold		10/17/11	50000	50,000 00					
Acq		06/12/07	50000	50,000 00	49,505 50	49,505 50	494 50	494 50	L
Total for 10/17/2011					49,505 50	49,505 50	494 50	494 50	
261980759	DREYFUS PREM LT TRM HI YLD-R								
Sold		08/16/11	15822.785	100,000 00					
Acq		01/28/10	775 194	4,899 23	5,000 00	5,000 00	-100 77	-100 77	L
Acq		09/03/09	15047 591	95,100 77	91,338 88	91,338 88	3,761 89	3,761 89	L
Total for 8/16/2011					96,338 88	96,338 88	3,661 12	3,661 12	
263534109	E I DU PONT DE NEMOURS & CO COMM								
Sold		08/16/11	70	3,308 27					
Acq		04/14/09	60	2,835 66	1,596 05	1,596 05	1,239 61	1,239 61	L
Acq		04/14/09	10	472 61	266 56	266 56	206 05	206 05	L
Total for 8/16/2011					1,862 61	1,862 61	1,445 66	1,445 66	
268648102	EMC CORP(MASS) USD 0 01								
Sold		08/16/11	230	5,317 96					
Acq		05/02/11	230	5,317 96	6,530 32	6,530 32	-1,212 36	-1,212 36	S
Total for 8/16/2011					6,530 32	6,530 32	-1,212 36	-1,212 36	
285512109	ELECTRONIC ARTS								
Sold		08/16/11	220	4,401 71					
Acq		08/12/11	220	4,401 71	4,342 29	4,342 29	59 42	59 42	S
Total for 8/16/2011					4,342 29	4,342 29	59 42	59 42	
29266R108	ENERGIZER HLDGS INC								
Sold		08/16/11	40	3,040 82					
Acq		11/15/10	40	3,040 82	2,837 60	2,837 60	203 22	203 22	S
Total for 8/16/2011					2,837 60	2,837 60	203 22	203 22	
29358Q109	ENSCO INTERNATIONAL PLC								
Sold		08/16/11	110	5,143 72					
Acq		03/24/11	110	5,143 72	6,337 66	6,337 66	-1,193 94	-1,193 94	S
Total for 8/16/2011					6,337 66	6,337 66	-1,193 94	-1,193 94	
30231G102	EXXON MOBIL CORP								
Sold		03/23/11	130	10,716 25					
Acq		09/12/95	130	10,716 25	2,436 61	2,436 61	8,279 64	8,279 64	L
Total for 3/23/2011					2,436 61	2,436 61	8,279 64	8,279 64	
30231G102	EXXON MOBIL CORP								
Sold		08/16/11	140	10,252 28					
Acq		09/12/95	140	10,252 28	2,624 04	2,624 04	7,628 24	7,628 24	L
Total for 8/16/2011					2,624 04	2,624 04	7,628 24	7,628 24	

**Statement of Capital Gains and Losses From Sales**  
 (Does not include capital gain distributions from mutual  
 funds or CTF's - See Tax Transaction Detail)

Account Id: 10520896002

WOLLOWICK R &amp; G FAMILY FDN-IMA

Trust Year 2/1/2011 - 2/28/2012

Type	Description	Date	Shares	Price	Fed Cost	State Cost	Fed Gain	State Gain	(Type)
345370860	FORD MOTOR CO DEL								
Sold		08/16/11	370	4,133.56					
Acq		01/06/11	120	1,340.61	2,187.18	2,187.18	-846.57	-846.57	S
Acq		01/06/11	37	413.36	671.41	671.41	-258.05	-258.05	S
Acq		01/06/11	213	2,379.59	3,882.80	3,882.80	-1,503.21	-1,503.21	S
Total for 8/16/2011					6,741.39	6,741.39	-2,607.83	-2,607.83	
369604103	GENERAL ELECTRIC CO								
Sold		08/16/11	520	8,445.68					
Acq		01/28/11	400	6,496.68	8,107.60	8,107.60	-1,610.92	-1,610.92	S
Acq		06/10/91	120	1,949.00	740.75	740.75	1,208.25	1,208.25	L
Total for 8/16/2011					8,848.35	8,848.35	-402.67	-402.67	
38259P508	GOOGLE INC								
Sold		05/02/11	9	4,855.74					
Acq		06/05/09	9	4,855.74	3,982.86	3,982.86	872.88	872.88	L
Total for 5/2/2011					3,982.86	3,982.86	872.88	872.88	
38259P508	GOOGLE INC								
Sold		05/02/11	4	2,158.84					
Acq		06/05/09	4	2,158.84	1,770.16	1,770.16	388.68	388.68	L
Total for 5/2/2011					1,770.16	1,770.16	388.68	388.68	
38259P508	GOOGLE INC								
Sold		08/16/11	13	7,175.63					
Acq		06/05/09	13	7,175.63	5,753.01	5,753.01	1,422.62	1,422.62	L
Total for 8/16/2011					5,753.01	5,753.01	1,422.62	1,422.62	
38259P508	GOOGLE INC								
Sold		10/11/11	19	10,321.69					
Acq		06/05/09	19	10,321.69	8,408.25	8,408.25	1,913.44	1,913.44	L
Total for 10/11/2011					8,408.25	8,408.25	1,913.44	1,913.44	
40429CFQ0	HSBC FIN CORP								
Sold		06/01/11	50000	50,000.00					
Acq		10/23/06	50000	50,000.00	50,574.00	50,574.00	-574.00	-574.00	L
Total for 6/1/2011					50,574.00	50,574.00	-574.00	-574.00	
406216101	HALLIBURTON COMPANY COM								
Sold		08/16/11	120	5,625.73					
Acq		03/02/07	120	5,625.73	3,724.80	3,724.80	1,900.93	1,900.93	L
Total for 8/16/2011					3,724.80	3,724.80	1,900.93	1,900.93	
406216101	HALLIBURTON COMPANY COM								
Sold		10/18/11	238	8,214.60					
Acq		03/02/07	238	8,214.60	7,387.52	7,387.52	827.08	827.08	L
Total for 10/18/2011					7,387.52	7,387.52	827.08	827.08	
42809H107	HESS CORP								
Sold		03/23/11	130	10,471.95					
Acq		10/07/04	130	10,471.95	3,957.02	3,957.02	6,514.93	6,514.93	L
Total for 3/23/2011					3,957.02	3,957.02	6,514.93	6,514.93	

**Statement of Capital Gains and Losses From Sales**  
 (Does not include capital gain distributions from mutual funds or CTF's - See Tax Transaction Detail)

2/14/2012 14:40:38

Account Id: 10520896002

**WOLLOWICK R & G FAMILY FDN-IMA**  
 Trust Year 2/1/2011 - 2/28/2012

Type	Description	Date	Shares	Price	Fed Cost	State Cost	Fed Gain	State Gain	(Type)
42809H107	HESS CORP								
Sold		08/16/11	70	4,149.66					
Acq		10/07/04	70	4,149.66	2,130.71	2,130.71	2,018.95	2,018.95	L
Total for 8/16/2011					2,130.71	2,130.71	2,018.95	2,018.95	
437076102	HOME DEPOT INC USD 0.05								
Sold		05/05/11	340	12,629.33					
Acq		11/20/08	320	11,886.43	6,143.36	6,143.36	5,743.07	5,743.07	L
Acq		11/21/08	20	742.90	350.39	350.39	392.51	392.51	L
Total for 5/5/2011					6,493.75	6,493.75	6,135.58	6,135.58	
438516106	HONEYWELL INTL INC								
Sold		08/16/11	120	5,588.53					
Acq		03/02/07	120	5,588.53	5,557.12	5,557.12	31.41	31.41	L
Total for 8/16/2011					5,557.12	5,557.12	31.41	31.41	
444903108	HUMAN GENOME SCIENCES INC COM								
Sold		07/20/11	170	3,943.75					
Acq		02/12/10	170	3,943.75	4,930.98	4,930.98	-987.23	-987.23	L
Total for 7/20/2011					4,930.98	4,930.98	-987.23	-987.23	
444903108	HUMAN GENOME SCIENCES INC COM								
Sold		07/21/11	130	3,020.37					
Acq		12/03/09	80	1,858.69	2,308.57	2,308.57	-449.88	-449.88	L
Acq		02/12/10	10	232.34	290.06	290.06	-57.72	-57.72	L
Acq		12/03/09	40	929.34	1,133.76	1,133.76	-204.42	-204.42	L
Total for 7/21/2011					3,732.39	3,732.39	-712.02	-712.02	
444903108	HUMAN GENOME SCIENCES INC COM								
Sold		07/22/11	7	161.43					
Acq		12/03/09	7	161.43	198.41	198.41	-36.98	-36.98	L
Total for 7/22/2011					198.41	198.41	-36.98	-36.98	
444903108	HUMAN GENOME SCIENCES INC COM								
Sold		07/22/11	66	1,451.77					
Acq		12/03/09	66	1,451.77	1,870.70	1,870.70	-418.93	-418.93	L
Total for 7/22/2011					1,870.70	1,870.70	-418.93	-418.93	
444903108	HUMAN GENOME SCIENCES INC COM								
Sold		07/22/11	177	3,889.52					
Acq		12/02/09	60	1,318.48	1,605.00	1,605.00	-286.52	-286.52	L
Acq		12/03/09	117	2,571.04	3,316.25	3,316.25	-745.21	-745.21	L
Total for 7/22/2011					4,921.25	4,921.25	-1,031.73	-1,031.73	
45666Q102	INFORMATICA CORP								
Sold		08/16/11	70	3,445.61					
Acq		08/16/10	70	3,445.61	2,204.22	2,204.22	1,241.39	1,241.39	S
Total for 8/16/2011					2,204.22	2,204.22	1,241.39	1,241.39	
459200101	INTERNATIONAL BUSINESS MACHINES CORP								
Sold		08/16/11	67	11,522.57					
Acq		08/11/10	67	11,522.57	8,716.16	8,716.16	2,806.41	2,806.41	L
Total for 8/16/2011					8,716.16	8,716.16	2,806.41	2,806.41	

Statement of Capital Gains and Losses From Sales  
(Does not include capital gain distributions from mutual  
funds or CTF's - See Tax Transaction Detail)

2/14/2012 14:40:38

Account Id: 10520896002

WOLLOWICK R & G FAMILY FDN-IMA  
Trust Year 2/1/2011 - 2/28/2012

Type	Description	Date	Shares	Price	Fed Cost	State Cost	Fed Gain	State Gain	(Type)
459200101	INTERNATIONAL BUSINESS MACHINES CORP								
Sold		10/18/11	39	8,951.66					
Acq		08/11/10	9	1,604.23	1,170.83	1,170.83	433.40	433.40	L
Acq		01/23/08	30	5,347.43	3,188.10	3,188.10	2,159.33	2,159.33	L
Total for 10/18/2011					4,358.93	4,358.93	2,592.73	2,592.73	
459200101	INTERNATIONAL BUSINESS MACHINES CORP								
Sold		10/31/11	30	5,572.56					
Acq		01/23/08	30	5,572.56	3,188.10	3,188.10	2,384.46	2,384.46	L
Total for 10/31/2011					3,188.10	3,188.10	2,384.46	2,384.46	
46428R107	ISHARES GSCI COMMODITY-INDEXED								
Sold		08/16/11	1000	33,139.36					
Acq		01/28/10	1000	33,139.36	29,709.90	29,709.90	3,429.46	3,429.46	L
Total for 8/16/2011					29,709.90	29,709.90	3,429.46	3,429.46	
46625H100	J P MORGAN CHASE & CO								
Sold		08/16/11	230	8,317.38					
Acq		11/20/02	230	8,317.38	5,295.75	5,295.75	3,021.63	3,021.63	L
Total for 8/16/2011					5,295.75	5,295.75	3,021.63	3,021.63	
532716107	LIMITED INC								
Sold		05/13/11	60	2,509.83					
Acq		10/06/09	60	2,509.83	1,083.46	1,083.46	1,426.37	1,426.37	L
Total for 5/13/2011					1,083.46	1,083.46	1,426.37	1,426.37	
532716107	LIMITED INC								
Sold		05/16/11	110	4,575.58					
Acq		10/06/09	110	4,575.58	1,986.34	1,986.34	2,589.24	2,589.24	L
Total for 5/16/2011					1,986.34	1,986.34	2,589.24	2,589.24	
532716107	LIMITED INC								
Sold		08/16/11	90	3,110.99					
Acq		10/06/09	90	3,110.99	1,625.19	1,625.19	1,485.80	1,485.80	L
Total for 8/16/2011					1,625.19	1,625.19	1,485.80	1,485.80	
534187109	LINCOLN NATIONAL CORP								
Sold		08/16/11	180	4,035.88					
Acq		08/12/11	180	4,035.88	4,050.49	4,050.49	-14.61	-14.61	S
Total for 8/16/2011					4,050.49	4,050.49	-14.61	-14.61	
58155Q103	MCKESSON CORPORATION								
Sold		08/16/11	100	7,820.05					
Acq		01/04/10	40	3,128.02	2,527.07	2,527.07	600.95	600.95	L
Acq		01/05/10	20	1,564.01	1,270.07	1,270.07	293.94	293.94	L
Acq		10/07/09	40	3,128.02	2,364.94	2,364.94	763.08	763.08	L
Total for 8/16/2011					6,162.08	6,162.08	1,657.97	1,657.97	
585055106	MEDTRONIC INC								
Sold		03/22/11	280	10,540.43					
Acq		11/05/97	280	10,540.43	6,728.40	6,728.40	3,812.03	3,812.03	L
Total for 3/22/2011					6,728.40	6,728.40	3,812.03	3,812.03	

**Statement of Capital Gains and Losses From Sales**  
 (Does not include capital gain distributions from mutual funds or CTF's - See Tax Transaction Detail)

2/14/2012 14:40:38

Account Id: 10520896002

WOLLOWICK R &amp; G FAMILY FDN-IMA

Trust Year 2/1/2011 - 2/28/2012

Type	Description	Date	Shares	Price	Fed Cost	State Cost	Fed Gain	State Gain	(Type)
58933Y105	MERCK & CO INC								
Sold		08/16/11	180	5,763.85					
Acq		03/02/07	180	5,763.85	4,159.80	4,159.80	1,604.05	1,604.05	L
Total for 8/16/2011					4,159.80	4,159.80	1,604.05	1,604.05	
594918104	MICROSOFT CORP COM								
Sold		03/02/11	202	5,262.91					
Acq		01/21/10	120	3,126.48	3,621.49	3,621.49	-495.01	-495.01	L
Acq		06/20/95	82	2,136.43	462.53	462.53	1,673.90	1,673.90	L
Total for 3/2/2011					4,084.02	4,084.02	1,178.89	1,178.89	
594918104	MICROSOFT CORP COM								
Sold		03/02/11	278	7,273.70					
Acq		06/20/95	278	7,273.70	1,568.09	1,568.09	5,705.61	5,705.61	L
Total for 3/2/2011					1,568.09	1,568.09	5,705.61	5,705.61	
594918104	MICROSOFT CORP COM								
Sold		05/02/11	590	15,066.84					
Acq		06/20/95	590	15,066.84	3,327.97	3,327.97	11,738.87	11,738.87	L
Total for 5/2/2011					3,327.97	3,327.97	11,738.87	11,738.87	
617446448	MORGAN STANLEY DEAN WITTER & CO								
Sold		08/12/11	470	8,467.36					
Acq		05/08/09	47	846.74	1,176.75	1,176.75	-330.01	-330.01	L
Acq		05/08/09	88	1,585.38	2,315.41	2,315.41	-730.03	-730.03	L
Acq		05/08/09	15	270.23	378.75	378.75	-108.52	-108.52	L
Acq		05/07/09	220	3,963.45	5,898.07	5,898.07	-1,934.62	-1,934.62	L
Acq		05/07/09	100	1,801.57	2,693.74	2,693.74	-892.17	-892.17	L
Total for 8/12/2011					12,462.72	12,462.72	-3,995.36	-3,995.36	
620076307	MOTOROLA INC								
Sold		02/07/11	0.571	22.07					
Acq		08/12/10	0.571	22.07	18.57	18.57	3.50	3.50	S
Total for 2/7/2011					18.57	18.57	3.50	3.50	
620076307	MOTOROLA INC								
Sold		04/26/11	39	1,696.13					
Acq		08/12/10	39	1,696.13	1,268.05	1,268.05	428.08	428.08	S
Total for 4/26/2011					1,268.05	1,268.05	428.08	428.08	
620076307	MOTOROLA INC								
Sold		04/27/11	109	4,714.29					
Acq		08/12/10	61.857	2,675.34	2,011.23	2,011.23	664.11	664.11	S
Acq		08/12/10	4.286	185.37	135.52	135.52	49.85	49.85	S
Acq		08/12/10	10	432.50	314.57	314.57	117.93	117.93	S
Acq		08/12/10	15.714	679.64	505.88	505.88	173.76	173.76	S
Acq		08/12/10	17.143	741.44	548.02	548.02	193.42	193.42	S
Total for 4/27/2011					3,515.22	3,515.22	1,199.07	1,199.07	
620097105	MOTOROLA MOBILITY HOLDINGS-W								
Sold		04/26/11	37	863.47					
Acq		08/12/10	37	863.47	1,008.16	1,008.16	-144.69	-144.69	S
Total for 4/26/2011					1,008.16	1,008.16	-144.69	-144.69	

**Statement of Capital Gains and Losses From Sales**  
 (Does not include capital gain distributions from mutual  
 funds or CTF's - See Tax Transaction Detail)

2/14/2012 14:40:38

Account Id. 10520896002

**WOLLOWICK R & G FAMILY FDN-IMA**  
 Trust Year 2/1/2011 - 2/28/2012

Type	Description	Date	Shares	Price	Fed Cost	State Cost	Fed Gain	State Gain	(Type)
620097105	MOTOROLA MOBILITY HOLDINGS-W								
Sold		04/27/11	13	297.37					
Acq		08/12/10	13	297.37	354.22	354.22	-56.85	-56.85	S
Total for 4/27/2011					354.22	354.22	-56.85	-56.85	
620097105	MOTOROLA MOBILITY HOLDINGS-W								
Sold		04/27/11	80	1,850.66					
Acq		08/12/10	8.75	202.42	230.66	230.66	-28.24	-28.24	S
Acq		08/12/10	3.75	86.75	99.38	99.38	-12.63	-12.63	S
Acq		08/12/10	13.75	318.08	370.95	370.95	-52.87	-52.87	S
Acq		08/12/10	38.75	896.41	1,055.84	1,055.84	-159.43	-159.43	S
Acq		08/12/10	15	347.00	401.84	401.84	-54.84	-54.84	S
Total for 4/27/2011					2,158.67	2,158.67	-308.01	-308.01	
651229106	NEWELL RUBBERMAID INC								
Sold		08/10/11	520	6,049.14					
Acq		09/20/10	120	1,395.96	2,088.71	2,088.71	-692.75	-692.75	S
Acq		01/27/11	140	1,628.61	2,711.66	2,711.66	-1,083.05	-1,083.05	S
Acq		01/27/11	260	3,024.57	4,988.59	4,988.59	-1,964.02	-1,964.02	S
Total for 8/10/2011					9,788.96	9,788.96	-3,739.82	-3,739.82	
651229106	NEWELL RUBBERMAID INC								
Sold		08/16/11	170	2,291.90					
Acq		09/20/10	170	2,291.90	2,959.00	2,959.00	-667.10	-667.10	S
Total for 8/16/2011					2,959.00	2,959.00	-667.10	-667.10	
651229106	NEWELL RUBBERMAID INC								
Sold		11/18/11	40	606.74					
Acq		09/20/10	40	606.74	696.24	696.24	-89.50	-89.50	L
Total for 11/18/2011					696.24	696.24	-89.50	-89.50	
651229106	NEWELL RUBBERMAID INC								
Sold		11/21/11	96	1,413.80					
Acq		09/20/10	96	1,413.80	1,670.96	1,670.96	-257.16	-257.16	L
Total for 11/21/2011					1,670.96	1,670.96	-257.16	-257.16	
651229106	NEWELL RUBBERMAID INC								
Sold		11/21/11	24	354.28					
Acq		09/20/10	24	354.28	417.74	417.74	-63.46	-63.46	L
Total for 11/21/2011					417.74	417.74	-63.46	-63.46	
651229106	NEWELL RUBBERMAID INC								
Sold		11/22/11	121	1,777.45					
Acq		09/20/10	121	1,777.45	2,106.11	2,106.11	-328.66	-328.66	L
Total for 11/22/2011					2,106.11	2,106.11	-328.66	-328.66	
651229106	NEWELL RUBBERMAID INC								
Sold		11/23/11	119	1,710.67					
Acq		09/20/10	8	115.00	136.62	136.62	-21.62	-21.62	L
Acq		09/20/10	111	1,595.67	1,932.06	1,932.06	-336.39	-336.39	L
Total for 11/23/2011					2,068.68	2,068.68	-358.01	-358.01	



Statement of Capital Gains and Losses From Sales  
(Does not include capital gain distributions from mutual  
funds or CTF's - See Tax Transaction Detail)

2/14/2012 14:40:38

Account Id: 10520896002

WOLLOWICK R &amp; G FAMILY FDN-IMA

Trust Year 2/1/2011 - 2/28/2012

Type	Description	Date	Shares	Price	Fed Cost	State Cost	Fed Gain	State Gain	(Type)
65248E203	NEWS CORP								
	Sold	08/16/11	480	8,180 00					
	Acq	05/18/06	480	8,180 00	9,624 00	9,624 00	-1,444 00	-1,444 00	L
	Total for 8/16/2011				9,624 00	9,624 00	-1,444 00	-1,444 00	
65248E203	NEWS CORP								
	Sold	08/22/11	138	2,168 46					
	Acq	05/18/06	138	2,168 46	2,766 90	2,766 90	-598 44	-598 44	L
	Total for 8/22/2011				2,766 90	2,766 90	-598 44	-598 44	
65248E203	NEWS CORP								
	Sold	08/23/11	122	1,951 11					
	Acq	05/18/06	122	1,951.11	2,446 10	2,446 10	-494 99	-494 99	L
	Total for 8/23/2011				2,446 10	2,446 10	-494 99	-494 99	
65339F101	NEXTERA ENERGY INC								
	Sold	08/16/11	150	8,139 91					
	Acq	04/06/11	66	3,581 56	3,728 91	3,728 91	-147 35	-147 35	S
	Acq	04/05/11	84	4,558 35	4,722 10	4,722 10	-163 75	-163 75	S
	Total for 8/16/2011				8,451 01	8,451 01	-311 10	-311 10	
655664100	NORDSTROM INC								
	Sold	08/16/11	100	4,418 27					
	Acq	08/09/10	100	4,418 27	3,498 22	3,498 22	920 05	920 05	L
	Total for 8/16/2011				3,498 22	3,498 22	920 05	920 05	
655664100	NORDSTROM INC								
	Sold	11/02/11	108	5,463 59					
	Acq	08/09/10	30	1,517 66	1,049 47	1,049 47	468 19	468 19	L
	Acq	07/07/10	78	3,945 93	2,587 46	2,587 46	1,358 47	1,358 47	L
	Total for 11/2/2011				3,636 93	3,636 93	1,826 66	1,826 66	
655664100	NORDSTROM INC								
	Sold	11/02/11	9	457 49					
	Acq	07/07/10	9	457 49	298 55	298 55	158 94	158 94	L
	Total for 11/2/2011				298 55	298 55	158 94	158 94	
655664100	NORDSTROM INC								
	Sold	11/03/11	117	5,810 15					
	Acq	07/07/10	117	5,810 15	3,881 18	3,881 18	1,928 97	1,928 97	L
	Total for 11/3/2011				3,881 18	3,881 18	1,928 97	1,928 97	
655664100	NORDSTROM INC								
	Sold	11/03/11	6	299 58					
	Acq	07/07/10	6	299 58	199 04	199 04	100 54	100 54	L
	Total for 11/3/2011				199 04	199 04	100 54	100 54	
655844108	NORFOLK SOUTHERN CORP								
	Sold	08/16/11	90	6,165 96					
	Acq	11/04/09	90	6,165 96	4,486 28	4,486 28	1,679 68	1,679 68	L
	Total for 8/16/2011				4,486 28	4,486 28	1,679 68	1,679 68	

**Statement of Capital Gains and Losses From Sales**  
 (Does not include capital gain distributions from mutual  
 funds or CTF's - See Tax Transaction Detail)

2/14/2012 14:40:35

Account id: 10520896002

WOLLOWICK R &amp; G FAMILY FDN-IMA

Trust Year 2/1/2011 - 2/28/2012

Type	Description	Date	Shares	Price	Fed Cost	State Cost	Fed Gain	State Gain	(Type)
674599105	OCCIDENTAL PETROLEUM CORPORATION COMMON								
Sold		08/16/11	120	10,507.24					
Acq		06/11/10	120	10,507.24	10,133.28	10,133.28	373.96	373.96	L
Total for 8/16/2011					10,133.28	10,133.28	373.96	373.96	
674599105	OCCIDENTAL PETROLEUM CORPORATION COMMON								
Sold		08/17/11	100	8,778.02					
Acq		06/11/10	100	8,778.02	8,444.40	8,444.40	333.62	333.62	L
Total for 8/17/2011					8,444.40	8,444.40	333.62	333.62	
681919106	OMNICOM GROUP INC COM								
Sold		08/16/11	150	6,126.18					
Acq		05/14/07	150	6,126.18	7,737.19	7,737.19	-1,611.01	-1,611.01	L
Total for 8/16/2011					7,737.19	7,737.19	-1,611.01	-1,611.01	
68389X105	ORACLE CORPORATION								
Sold		08/16/11	340	9,303.51					
Acq		03/02/07	60	1,641.80	1,007.38	1,007.38	634.42	634.42	L
Acq		09/30/10	280	7,661.71	7,575.46	7,575.46	86.25	86.25	S
Total for 8/16/2011					8,582.84	8,582.84	720.67	720.67	
69351T106	PPL CORP								
Sold		08/16/11	150	4,002.22					
Acq		04/04/11	150	4,002.22	3,879.48	3,879.48	122.74	122.74	S
Total for 8/16/2011					3,879.48	3,879.48	122.74	122.74	
713448108	PEPSICO INC								
Sold		08/16/11	160	10,099.42					
Acq		05/13/11	150	9,468.21	10,582.76	10,582.76	-1,114.55	-1,114.55	S
Acq		03/18/97	10	631.21	289.70	289.70	341.51	341.51	L
Total for 8/16/2011					10,872.46	10,872.46	-773.04	-773.04	
717081103	PFIZER INC COM								
Sold		05/09/11	250	5,138.18					
Acq		03/02/07	30	616.58	748.20	748.20	-131.62	-131.62	L
Acq		07/27/07	220	4,521.60	5,299.80	5,299.80	-778.20	-778.20	L
Total for 5/9/2011					6,048.00	6,048.00	-909.82	-909.82	
717081103	PFIZER INC COM								
Sold		05/10/11	210	4,345.89					
Acq		07/08/09	71	1,469.32	1,046.79	1,046.79	422.53	422.53	L
Acq		07/08/09	79	1,634.88	1,163.76	1,163.76	471.12	471.12	L
Acq		07/08/09	20	413.89	295.16	295.16	118.73	118.73	L
Acq		07/27/07	40	827.79	963.60	963.60	-135.81	-135.81	L
Total for 5/10/2011					3,469.31	3,469.31	876.58	876.58	
717081103	PFIZER INC COM								
Sold		08/16/11	480	8,741.59					
Acq		07/08/09	188	3,423.79	2,769.44	2,769.44	654.35	654.35	L
Acq		07/07/09	292	5,317.80	4,293.07	4,293.07	1,024.73	1,024.73	L
Total for 8/16/2011					7,062.51	7,062.51	1,679.08	1,679.08	

Statement of Capital Gains and Losses From Sales  
(Does not include capital gain distributions from mutual  
funds or CTF's - See Tax Transaction Detail)

2/14/2012 14:40:35

Account Id: 10520896002

WOLLOWICK R &amp; G FAMILY FDN-IMA

Trust Year 2/1/2011 - 2/28/2012

Type	Description	Date	Shares	Price	Fed Cost	State Cost	Fed Gain	State Gain	(Type)
718172109	PHILIP MORRIS INTERNATIONAL								
Sold		05/13/11	160	10,949.82					
Acq		07/27/07	40	2,737.46	1,839.58 <input type="checkbox"/>	1,839.58	897.88	897.88	L
Acq		03/02/07	120	8,212.37	5,261.55 <input type="checkbox"/>	5,261.55	2,950.81	2,950.81	L
Total for 5/13/2011					7,101.13	7,101.13	3,848.69	3,848.69	
718172109	PHILIP MORRIS INTERNATIONAL								
Sold		08/16/11	80	5,428.05					
Acq		03/02/07	80	5,428.05	3,507.70 <input type="checkbox"/>	3,507.70	1,920.35	1,920.35	L
Total for 8/16/2011					3,507.70	3,507.70	1,920.35	1,920.35	
74005P104	PRAXAIR INC								
Sold		08/16/11	40	3,941.20					
Acq		02/07/05	40	3,941.20	1,791.55 <input type="checkbox"/>	1,791.55	2,149.65	2,149.65	L
Total for 8/16/2011					1,791.55	1,791.55	2,149.65	2,149.65	
742718109	PROCTER & GAMBLE CO COM								
Sold		08/16/11	90	5,533.27					
Acq		05/13/03	90	5,533.27	3,989.97 <input type="checkbox"/>	3,989.97	1,543.30	1,543.30	L
Total for 8/16/2011					3,989.97	3,989.97	1,543.30	1,543.30	
744573106	PUBLIC SERVICE ENTERPRISE GROUP INC COM								
Sold		04/04/11	62	1,917.09					
Acq		01/05/10	62	1,917.09	2,085.07 <input type="checkbox"/>	2,085.07	-167.98	-167.98	L
Total for 4/4/2011					2,085.07	2,085.07	-167.98	-167.98	
744573106	PUBLIC SERVICE ENTERPRISE GROUP INC COM								
Sold		04/04/11	277	8,539.61					
Acq		01/05/10	128	3,946.10	4,304.67 <input type="checkbox"/>	4,304.67	-358.57	-358.57	L
Acq		01/05/10	80	2,466.31	2,684.82 <input type="checkbox"/>	2,684.82	-218.51	-218.51	L
Acq		01/04/10	69	2,127.20	2,312.83 <input type="checkbox"/>	2,312.83	-185.63	-185.63	L
Total for 4/4/2011					9,302.32	9,302.32	-762.71	-762.71	
744573106	PUBLIC SERVICE ENTERPRISE GROUP INC COM								
Sold		04/04/11	58	1,790.64					
Acq		01/04/10	58	1,790.64	1,944.11 <input type="checkbox"/>	1,944.11	-153.47	-153.47	L
Total for 4/4/2011					1,944.11	1,944.11	-153.47	-153.47	
744573106	PUBLIC SERVICE ENTERPRISE GROUP INC COM								
Sold		04/05/11	226	6,974.88					
Acq		05/20/10	153	4,721.93	4,716.06 <input type="checkbox"/>	4,716.06	5.87	5.87	S
Acq		01/04/10	53	1,635.70	1,776.52 <input type="checkbox"/>	1,776.52	-140.82	-140.82	L
Acq		01/04/10	20	617.25	669.75 <input type="checkbox"/>	669.75	-52.50	-52.50	L
Total for 4/5/2011					7,162.33	7,162.33	-187.45	-187.45	
744573106	PUBLIC SERVICE ENTERPRISE GROUP INC COM								
Sold		04/05/11	110	3,398.24					
Acq		05/20/10	110	3,398.24	3,390.63 <input type="checkbox"/>	3,390.63	7.61	7.61	S
Total for 4/5/2011					3,390.63	3,390.63	7.61	7.61	

Statement of Capital Gains and Losses From Sales  
(Does not include capital gain distributions from mutual  
funds or CTF's - See Tax Transaction Detail)

2/14/2012 14:40:35

Account Id. 10520896002

WOLLOWICK R &amp; G FAMILY FDN-IMA

Trust Year 2/1/2011 - 2/28/2012

Type	Description	Date	Shares	Price	Fed Cost	State Cost	Fed Gain	State Gain	(Type)
744573106	PUBLIC SERVICE ENTERPRISE GROUP INC COM								
Sold		04/06/11	117	3,636.31					
Acq		05/20/10	117	3,636.31	3,606.39	3,606.39	29.92	29.92	S
Total for 4/6/2011					3,606.39	3,606.39	29.92	29.92	
747525103	QUALCOMM INC								
Sold		08/16/11	150	7,569.48					
Acq		01/06/10	150	7,569.48	7,208.48	7,208.48	361.00	361.00	L
Total for 8/16/2011					7,208.48	7,208.48	361.00	361.00	
790849103	ST JUDE MEDICAL INC								
Sold		08/16/11	110	4,710.18					
Acq		04/27/11	110	4,710.18	5,819.49	5,819.49	-1,109.31	-1,109.31	S
Total for 8/16/2011					5,819.49	5,819.49	-1,109.31	-1,109.31	
808513105	SCHWAB CHARLES CORP NEW								
Sold		08/12/11	760	9,125.29					
Acq		11/20/08	410	4,922.85	6,240.73	6,240.73	-1,317.88	-1,317.88	L
Acq		01/05/11	350	4,202.44	6,276.03	6,276.03	-2,073.59	-2,073.59	S
Total for 8/12/2011					12,516.76	12,516.76	-3,391.47	-3,391.47	
88076W103	TERADATA CORP DEL								
Sold		08/16/11	80	4,432.07					
Acq		03/03/11	61	3,379.45	3,050.58	3,050.58	328.87	328.87	S
Acq		03/03/11	19	1,052.62	948.95	948.95	103.67	103.67	S
Total for 8/16/2011					3,999.53	3,999.53	432.54	432.54	
883203101	TEXTRON INCORPORATED COMMON								
Sold		08/16/11	200	3,376.33					
Acq		09/02/09	10	168.82	175.61	175.61	-6.79	-6.79	L
Acq		03/02/07	190	3,207.51	8,591.40	8,591.40	-5,383.89	-5,383.89	L
Total for 8/16/2011					8,767.01	8,767.01	-5,390.68	-5,390.68	
883203101	TEXTRON INCORPORATED COMMON								
Sold		11/02/11	420	7,689.71					
Acq		09/02/09	310	5,675.74	5,412.82	5,412.82	262.92	262.92	L
Acq		09/04/09	30	549.27	510.15	510.15	39.12	39.12	L
Acq		09/02/09	80	1,464.71	1,404.91	1,404.91	59.80	59.80	L
Total for 11/2/2011					7,327.88	7,327.88	361.83	361.83	
883556102	THERMO ELECTRON CORP								
Sold		08/16/11	120	6,542.80					
Acq		11/06/09	60	3,271.40	2,691.87	2,691.87	579.53	579.53	L
Acq		03/02/07	60	3,271.40	2,681.67	2,681.67	589.73	589.73	L
Total for 8/16/2011					5,373.54	5,373.54	1,169.26	1,169.26	
883556102	THERMO ELECTRON CORP								
Sold		12/08/11	54	2,457.30					
Acq		03/02/07	54	2,457.30	2,413.50	2,413.50	43.80	43.80	L
Total for 12/8/2011					2,413.50	2,413.50	43.80	43.80	

**Statement of Capital Gains and Losses From Sales**  
 (Does not include capital gain distributions from mutual  
 funds or CTF's - See Tax Transaction Detail)

2/14/2012 14:40:35

Account Id: 10520896002

**WOLLOWICK R & G FAMILY FDN-IMA**  
 Trust Year 2/1/2011 - 2/28/2012

Type	Description	Date	Shares	Price	Fed Cost	State Cost	Fed Gain	State Gain	(Type)
883556102	THERMO ELECTRON CORP								
Sold		12/09/11	53	2,395 97					
Acq		03/02/07	53	2,395 97	2,368 80	2,368 80	27 17	27 17	L
Total for 12/9/2011					2,368 80	2,368 80	27 17	27 17	
883556102	THERMO ELECTRON CORP								
Sold		12/09/11	105	4,781 26					
Acq		03/02/07	103	4,690 19	4,603 53	4,603 53	86 66	86 66	L
Acq		11/06/09	2	91 07	89 13	89 13	1 94	1 94	L
Total for 12/9/2011					4,692 66	4,692 66	88 60	88 60	
883556102	THERMO ELECTRON CORP								
Sold		12/12/11	12	540 60					
Acq		11/06/09	12	540 60	534 78	534 78	5 82	5 82	L
Total for 12/12/2011					534 78	534 78	5 82	5 82	
883556102	THERMO ELECTRON CORP								
Sold		12/12/11	56	2,521 61					
Acq		11/06/09	56	2,521 61	2,495 64	2,495 64	25 97	25 97	L
Total for 12/12/2011					2,495 64	2,495 64	25 97	25 97	
887317303	TIME WARNER INC								
Sold		08/16/11	90	2,698 33					
Acq		12/04/08	90	2,698 33	1,794 09	1,794 09	904 24	904 24	L
Total for 8/16/2011					1,794 09	1,794 09	904 24	904 24	
887317303	TIME WARNER INC								
Sold		08/22/11	91	2,532 39					
Acq		12/04/08	91	2,532 39	1,814 03	1,814 03	718 36	718 36	L
Total for 8/22/2011					1,814 03	1,814 03	718 36	718 36	
887317303	TIME WARNER INC								
Sold		08/23/11	105	2,938 18					
Acq		12/04/08	105	2,938 18	2,093 11	2,093 11	845 07	845 07	L
Total for 8/23/2011					2,093 11	2,093 11	845 07	845 07	
904767704	UNILEVER PLC AMER SHS ADR NEW								
Sold		08/16/11	280	9,343 98					
Acq		05/13/11	40	1,334 85	1,290 11	1,290 11	44 74	44 74	S
Acq		12/14/09	60	2,002 28	1,854 45	1,854 45	147 83	147 83	L
Acq		05/16/11	180	6,006 84	5,781 92	5,781 92	224 92	224 92	S
Total for 8/16/2011					8,926 48	8,926 48	417 50	417 50	
91912E105	VALE SA-SP ADR								
Sold		08/16/11	170	4,566 45					
Acq		07/31/06	170	4,566 45	1,975 40	1,975 40	2,591 05	2,591 05	L
Total for 8/16/2011					1,975 40	1,975 40	2,591 05	2,591 05	
949746101	WELLS FARGO & CO NEW								
Sold		08/16/11	380	9,340 98					
Acq		09/13/10	10	245 82	263 58	263 58	-17 76	-17 76	S
Acq		03/03/11	140	3,441 41	4,533 79	4,533 79	-1,092 38	-1,092 38	S

**Statement of Capital Gains and Losses From Sales**  
 (Does not include capital gain distributions from mutual funds or CTF's - See Tax Transaction Detail)

Account Id. 10520896002

WOLLOWICK R &amp; G FAMILY FDN-IMA

Trust Year 2/1/2011 - 2/28/2012

Type	Description	Date	Shares	Price	Fed Cost	State Cost	Fed Gain	State Gain	(Type)
949746101	WELLS FARGO & CO NEW								
Sold		08/16/11	380	9,340 98					
Acq		08/10/10	230	5,653 75	6,430 52 <input type="checkbox"/>	6,430 52	-776 77	-776 77	L
Total for 8/16/2011					11,227 89	11,227 89	-1,886 91	-1,886 91	
98956P102	ZIMMER HLDGS INC								
Sold		08/16/11	70	3,718 04					
Acq		05/11/11	50	2,655 74	3,459 11 <input type="checkbox"/>	3,459 11	-803 37	-803 37	S
Acq		05/11/11	20	1,062.30	1,384 48 <input type="checkbox"/>	1,384 48	-322 18	-322 18	S
Total for 8/16/2011					4,843 59	4,843 59	-1,125 55	-1,125 55	
G2554F113	COVIDIEN PLC								
Sold		08/16/11	110	5,445 11					
Acq		01/03/11	10	495 01	472 08 <input type="checkbox"/>	472 08	22 93	22 93	S
Acq		01/04/11	100	4,950 10	4,758 32 <input type="checkbox"/>	4,758 32	191 78	191 78	S
Total for 8/16/2011					5,230 40	5,230 40	214 71	214 71	
H89128104	TYCO INTERNATIONAL LTD								
Sold		08/16/11	130	5,308 06					
Acq		03/16/09	130	5,308 06	2,531 01 <input type="checkbox"/>	2,531 01	2,777 05	2,777 05	L
Total for 8/16/2011					2,531 01	2,531 01	2,777 05	2,777 05	
Total for Account: 10520896002					1,807,991 76	1,807,991 76	-62,882 48	-62,882 48	

Total Proceeds.

1,745,109 28

Fed

-33,411 90

State

-33,411 90

S/T Gain/Loss

L/T Gain/Loss

-29,470 58

-29,470 58

SHORT TERM      PROCEEDS      COST      GAIN/(LOSS)  
                          182,382      215,794      (33,412)  
  
 LONG TERM      1,562,729      1,592,198      (29,469).

# STATEMENT 2

BNY / Mellon

Page 1 of 2

Statement of Capital Gains and Losses From Sales  
(Does not include capital gain distributions from mutual  
funds or CTF's - See Tax Transaction Detail)

6/19/2012 09:16:17

Account Id: 10520896002

WOLLOWICK R & G FAMILY FDN-IMA

Trust Year 1/1/2012 - 1/31/2012

Type	Description	Date	Shares	Price	Fed Cost	State Cost	Fed Gain	State Gain	(Type)
171232101	CHUBB CORPORATION COM								
Sold		01/20/12	30	2,124.14					
Acq		10/18/11	30	2,124.14	1,909.88	1,909.88	214.26	214.26	S
Total for 1/20/2012					1,909.88	1,909.88	214.26	214.26	
171232101	CHUBB CORPORATION COM								
Sold		01/20/12	50	3,538.26					
Acq		10/18/11	10	707.65	636.63	636.63	71.02	71.02	S
Acq		03/02/07	40	2,830.61	2,036.11	2,036.11	794.50	794.50	L
Total for 1/20/2012					2,672.74	2,672.74	865.52	865.52	
42809H107	HESS CORP								
Sold		01/26/12	65	3,572.01					
Acq		10/07/04	65	3,572.01	1,978.51	1,978.51	1,593.50	1,593.50	L
Total for 1/26/2012					1,978.51	1,978.51	1,593.50	1,593.50	
42809H107	HESS CORP								
Sold		01/27/12	70	3,860.49					
Acq		10/07/04	70	3,860.49	2,130.71	2,130.71	1,729.78	1,729.78	L
Total for 1/27/2012					2,130.71	2,130.71	1,729.78	1,729.78	
42809H107	HESS CORP								
Sold		01/27/12	9	496.86					
Acq		10/07/04	9	496.86	273.95	273.95	222.91	222.91	L
Total for 1/27/2012					273.95	273.95	222.91	222.91	
42809H107	HESS CORP								
Sold		01/27/12	26	1,430.94					
Acq		10/07/04	26	1,430.94	791.40	791.40	639.54	639.54	L
Total for 1/27/2012					791.40	791.40	639.54	639.54	
534187109	LINCOLN NATIONAL CORP								
Sold		01/26/12	53	1,095.12					
Acq		08/12/11	53	1,095.12	1,192.64	1,192.64	-97.52	-97.52	S
Total for 1/26/2012					1,192.64	1,192.64	-97.52	-97.52	
534187109	LINCOLN NATIONAL CORP								
Sold		01/27/12	210	4,393.41					
Acq		08/12/11	210	4,393.41	4,725.57	4,725.57	-332.16	-332.16	S
Total for 1/27/2012					4,725.57	4,725.57	-332.16	-332.16	
534187109	LINCOLN NATIONAL CORP								
Sold		01/30/12	137	2,864.61					
Acq		08/12/11	137	2,864.61	3,082.87	3,082.87	-218.26	-218.26	S
Total for 1/30/2012					3,082.87	3,082.87	-218.26	-218.26	
681919106	OMNICOM GROUP INC COM								
Sold		01/20/12	12	563.11					
Acq		05/14/07	12	563.11	618.98	618.98	-55.87	-55.87	L
Total for 1/20/2012					618.98	618.98	-55.87	-55.87	

Account Id: 10520896002

**Statement of Capital Gains and Losses From Sales**  
 (Does not include capital gain distributions from mutual funds or CTF's - See Tax Transaction Detail)

**WOLLOWICK R & G FAMILY FDN-IMA**  
 Trust Year 1/1/2012 - 1/31/2012

Type	Description	Date	Shares	Price	Fed Cost	State Cost	Fed Gain	State Gain	(Type)
681919108	OMNICOM GROUP INC COM								
Sold		01/20/12	59	2,762.50					
Acq		05/14/07	59	2,762.50	3,043.30	3,043.30	-280.80	-280.80	L
Total for 1/20/2012					3,043.30	3,043.30	-280.80	-280.80	
681919106	OMNICOM GROUP INC COM								
Sold		01/23/12	85	3,924.02					
Acq		05/14/07	85	3,924.02	4,384.41	4,384.41	-460.39	-460.39	L
Total for 1/23/2012					4,384.41	4,384.41	-460.39	-460.39	
681919106	OMNICOM GROUP INC COM								
Sold		01/24/12	101	4,654.29					
Acq		01/07/11	14	645.15	664.13	664.13	-18.98	-18.98	L
Acq		01/06/11	40	1,843.28	1,894.80	1,894.80	-51.52	-51.52	L
Acq		05/14/07	4	184.33	206.32	206.32	-21.99	-21.99	L
Acq		01/07/11	43	1,981.53	2,020.72	2,020.72	-39.19	-39.19	L
Total for 1/24/2012					4,785.97	4,785.97	-131.68	-131.68	
681919106	OMNICOM GROUP INC COM								
Sold		01/25/12	63	2,909.42					
Acq		01/07/11	63	2,909.42	2,960.58	2,960.58	-51.16	-51.16	L
Total for 1/25/2012					2,960.58	2,960.58	-51.16	-51.16	
69351T106	PPL CORP								
Sold		01/20/12	320	8,799.22					
Acq		04/05/11	100	2,749.76	2,577.36	2,577.36	172.40	172.40	S
Acq		04/04/11	220	6,049.46	5,689.90	5,689.90	359.56	359.56	S
Total for 1/20/2012					8,267.26	8,267.26	531.96	531.96	
Total for Account: 10520896002					42,818.77	42,818.77	4,169.63	4,169.63	

Total Proceeds:

46,988.40

Fed

169.30

State

169.30

S/T Gain/Loss

L/T Gain/Loss

4,000.33

4,000.33

PROCEEDSCOSTGAIN/LOSS

SHORT TERM

19,985

19,815

170

LONG TERM

27,004

23,004

4,000












**Additional Data**

**Software ID:**  
**Software Version:**  
**EIN:** 59-2469452  
**Name:** WOLLOWICK FAMILY FOUNDATION

**Form 990PF - Special Condition Description:**

**Special Condition Description**

Form 990PF Part VIII Line 1 - List all officers, directors, trustees, foundation managers and their compensation

(a) Name and address	(b) Title, and average hours per week devoted to position	(c) Compensation (If not paid, enter -0-)	(d) Contributions to employee benefit plans and deferred compensation	(e) Expense account, other allowances
RHODA STEIN  1351 SW 141 AVENUE 110 PEMBROKE PINES, FL 33027	DIRECTOR 4 00	10,000	0	0
ROBERT TESHER  2000 S OCEAN BLVD 6E BOCA RATON, FL 334328067	DIRECTOR 4 00	10,000	0	0
RICHARD LOWE  3500 N 34TH AVENUE HOLLYWOOD, FL 33021	DIRECTOR 4 00	10,000	0	0
JANET WOLLOWICK  3800 NW 100TH AVENUE HOLLYWOOD, FL 33024	DIRECTOR 4 00	10,000	0	0
SANDRA LOWE  3500 N 34TH AVENUE HOLLYWOOD, FL 33021	DIRECTOR 4 00	10,000	0	0
BNY MELLON BNY MELLON 	TRUSTEE 4 00	13,343	0	0
PO BOX 185 PITTSBURGH PITTSBURGH, PA 152300185				
MEGAN LOWE  3500 N 34TH AVE HOLLYWOOD, FL 33021	DIRECTOR 4 00	2,500	0	0
JASON STEIN  9613 BRIDGEBROOK DRIVE BOCA RATON, FL 33496	DIRECTOR 4 00	1,250	0	0
RONNIT STEIN  9613 BRIDGEBROOK DRIVE BOCA RATON, FL 33496	DIRECTOR 4 00	1,250	0	0