



See a Social Security Number? Say Something!  
Report Privacy Problems to <https://public.resource.org/privacy>  
Or call the IRS Identity Theft Hotline at 1-800-908-4490



Form **990-PF**

Department of the Treasury  
Internal Revenue Service

Return of Private Foundation  
or Section 4947(a)(1) Nonexempt Charitable Trust  
Treated as a Private Foundation

**Note.** The foundation may be able to use a copy of this return to satisfy state reporting requirements

OMB No 1545-0052

**2011**

For calendar year 2011, or tax year beginning 01-01-2011 , and ending 12-31-2011

G Check all that apply

☐ Initial return

☐ Initial return of a former public charity

☐ Final return

☐ Amended return

☒ Address change

☐ Name change

Name of foundation  
BINDER FOUNDATION

Number and street (or P O box number if mail is not delivered to street address)  
225 SOUTH LAKE AVENUE NO 300

City or town, state, and ZIP code  
PASADENA, CA 91101

**A Employer identification number**  
95-4635806

**B Telephone number** (see page 10 of the instructions)  
(310) 473-8440

**C** If exemption application is pending, check here ☐

**D 1.** Foreign organizations, check here ☐

**2.** Foreign organizations meeting the 85% test, check here and attach computation ☐

**E** If private foundation status was terminated under section 507(b)(1)(A), check here ☐

**F** If the foundation is in a 60-month termination under section 507(b)(1)(B), check here ☐

H Check type of organization

☒ Section 501(c)(3) exempt private foundation

☐ Section 4947(a)(1) nonexempt charitable trust

☐ Other taxable private foundation

**I** Fair market value of all assets at end of year (from Part II, col. (c), line 16)  
\$ 17,808,689

**J** Accounting method

☒ Cash

☐ Accrual

☐ Other (specify) \_\_\_\_\_  
(Part I, column (d) must be on cash basis.)

Part I Analysis of Revenue and Expenses (The total of amounts in columns (b), (c), and (d) may not necessarily equal the amounts in column (a) (see page 11 of the instructions) )		(a) Revenue and expenses per books	(b) Net investment income	(c) Adjusted net income	(d) Disbursements for charitable purposes (cash basis only)
Revenue	1 Contributions, gifts, grants, etc , received (attach schedule)				
	2 Check <input checked="" type="checkbox"/> if the foundation is <b>not</b> required to attach Sch B				
	3 Interest on savings and temporary cash investments	686	686		
	4 Dividends and interest from securities. . . . .	341,149	341,149		
	5a Gross rents . . . . .				
	b Net rental income or (loss) _____				
	6a Net gain or (loss) from sale of assets not on line 10	724,439			
	b Gross sales price for all assets on line 6a 23,399,358				
	7 Capital gain net income (from Part IV, line 2) . . . .		724,439		
	8 Net short-term capital gain . . . . .				
	9 Income modifications . . . . .				
	10a Gross sales less returns and allowances				
	b Less Cost of goods sold . . . . .				
Operating and Administrative Expenses	c Gross profit or (loss) (attach schedule) . . . . .				
	11 Other income (attach schedule) . . . . .	54,582	43,591		
	12 <b>Total.</b> Add lines 1 through 11 . . . . .	1,120,856	1,109,865		
	13 Compensation of officers, directors, trustees, etc	0	0		0
	14 Other employee salaries and wages . . . . .				
	15 Pension plans, employee benefits . . . . .				
	16a Legal fees (attach schedule). . . . .				
	b Accounting fees (attach schedule). . . . .	49,600	37,600		12,000
	c Other professional fees (attach schedule) . . . . .	142,502	142,502		0
	17 Interest . . . . .				
	18 Taxes (attach schedule) (see page 14 of the instructions)	61,146	4,906		56,240
	19 Depreciation (attach schedule) and depletion . . . .				
	20 Occupancy . . . . .				
	21 Travel, conferences, and meetings . . . . .				
	22 Printing and publications . . . . .				
	23 Other expenses (attach schedule). . . . .	27,717	26,396		310
	24 <b>Total operating and administrative expenses.</b>				
	Add lines 13 through 23 . . . . .	280,965	211,404		68,550
	25 Contributions, gifts, grants paid . . . . .	1,304,296			1,304,296
	26 <b>Total expenses and disbursements.</b> Add lines 24 and 25	1,585,261	211,404		1,372,846
	27 Subtract line 26 from line 12				
	a <b>Excess of revenue over expenses and disbursements</b>	-464,405			
	b <b>Net investment income</b> (if negative, enter -0-)		898,461		
	c <b>Adjusted net income</b> (if negative, enter -0-)				

Part II Balance Sheets		Attached schedules and amounts in the description column should be for end-of-year amounts only (See instructions )	Beginning of year	End of year	
			(a) Book Value	(b) Book Value	(c) Fair Market Value
Assets	1	Cash—non-interest-bearing . . . . .			
	2	Savings and temporary cash investments . . . . .	953,372	4,694,535	4,694,535
	3	Accounts receivable ▶ _____ Less allowance for doubtful accounts ▶ _____			
	4	Pledges receivable ▶ _____ Less allowance for doubtful accounts ▶ _____			
	5	Grants receivable . . . . .			
	6	Receivables due from officers, directors, trustees, and other disqualified persons (attach schedule) (see page 15 of the instructions) . . . . .			
	7	Other notes and loans receivable (attach schedule) ▶ _____ Less allowance for doubtful accounts ▶ _____			
	8	Inventories for sale or use . . . . .			
	9	Prepaid expenses and deferred charges . . . . .			
	10a	Investments—U S and state government obligations (attach schedule)			
	b	Investments—corporate stock (attach schedule) . . . . .	14,873,081	10,148,446	10,579,094
	c	Investments—corporate bonds (attach schedule). . . . .	595,443	588,078	661,330
	11	Investments—land, buildings, and equipment basis ▶ _____ Less accumulated depreciation (attach schedule) ▶ _____			
	12	Investments—mortgage loans . . . . .			
	13	Investments—other (attach schedule) . . . . .	1,176,806	1,710,472	1,873,730
	14	Land, buildings, and equipment basis ▶ _____ Less accumulated depreciation (attach schedule) ▶ _____			
15	Other assets (describe ▶ _____)	7,234	0	0	
16	Total assets (to be completed by all filers—see the instructions Also, see page 1, item I)	17,605,936	17,141,531	17,808,689	
Liabilities	17	Accounts payable and accrued expenses . . . . .			
	18	Grants payable . . . . .			
	19	Deferred revenue . . . . .			
	20	Loans from officers, directors, trustees, and other disqualified persons			
	21	Mortgages and other notes payable (attach schedule) . . . . .			
	22	Other liabilities (describe ▶ _____)			
	23	Total liabilities (add lines 17 through 22) . . . . .	0	0	
Net Assets or Fund Balances	Foundations that follow SFAS 117, check here ▶ <input type="checkbox"/> and complete lines 24 through 26 and lines 30 and 31.				
	24	Unrestricted . . . . .			
	25	Temporarily restricted . . . . .			
	26	Permanently restricted . . . . .			
	Foundations that do not follow SFAS 117, check here ▶ <input checked="" type="checkbox"/> and complete lines 27 through 31.				
	27	Capital stock, trust principal, or current funds . . . . .	0	0	
	28	Paid-in or capital surplus, or land, bldg , and equipment fund	0	0	
	29	Retained earnings, accumulated income, endowment, or other funds	17,605,936	17,141,531	
	30	Total net assets or fund balances (see page 17 of the instructions) . . . . .	17,605,936	17,141,531	
	31	Total liabilities and net assets/fund balances (see page 17 of the instructions) . . . . .	17,605,936	17,141,531	

Part III Analysis of Changes in Net Assets or Fund Balances		
1	Total net assets or fund balances at beginning of year—Part II, column (a), line 30 (must agree with end-of-year figure reported on prior year’s return) . . . . .	1 17,605,936
2	Enter amount from Part I, line 27a . . . . .	2 -464,405
3	Other increases not included in line 2 (itemize) ▶ _____	3 0
4	Add lines 1, 2, and 3 . . . . .	4 17,141,531
5	Decreases not included in line 2 (itemize) ▶ _____	5 0
6	Total net assets or fund balances at end of year (line 4 minus line 5)—Part II, column (b), line 30 . . . . .	6 17,141,531

Part IV

Capital Gains and Losses for Tax on Investment Income

(a) List and describe the kind(s) of property sold (e g , real estate, 2-story brick warehouse, or common stock, 200 shs MLC Co )		(b) How acquired P—Purchase D—Donation	(c) Date acquired (mo , day, yr )	(d) Date sold (mo , day, yr )
1a	See Additional Data Table			
b				
c				
d				
e				

(e) Gross sales price	(f) Depreciation allowed (or allowable)	(g) Cost or other basis plus expense of sale	(h) Gain or (loss) (e) plus (f) minus (g)
a	See Additional Data Table		
b			
c			
d			
e			

Complete only for assets showing gain in column (h) and owned by the foundation on 12/31/69

(i) F M V as of 12/31/69	(j) Adjusted basis as of 12/31/69	(k) Excess of col (i) over col (j), if any	(l) Gains (Col (h) gain minus col (k), but not less than -0-) or Losses (from col (h))
a	See Additional Data Table		
b			
c			
d			
e			

2	Capital gain net income or (net capital loss)	<div><div>If gain, also enter in Part I, line 7 If (loss), enter -0- in Part I, line 7</div></div>	2	724,439
3	Net short-term capital gain or (loss) as defined in sections 1222(5) and (6) <div>If gain, also enter in Part I, line 8, column (c) (see pages 13 and 17 of the instructions) If (loss), enter -0- in Part I, line 8</div>		3	

Part V

Qualification Under Section 4940(e) for Reduced Tax on Net Investment Income

(For optional use by domestic private foundations subject to the section 4940(a) tax on net investment income )

If section 4940(d)(2) applies, leave this part blank

Was the foundation liable for the section 4942 tax on the distributable amount of any year in the base period? ☐ Yes ☒ No  
If "Yes," the foundation does not qualify under section 4940(e) Do not complete this part

1 Enter the appropriate amount in each column for each year, see page 18 of the instructions before making any entries

(a) Base period years Calendar year (or tax year beginning in)	(b) Adjusted qualifying distributions	(c) Net value of noncharitable-use assets	(d) Distribution ratio (col (b) divided by col (c))
2010	769,340	18,415,952	0 041776
2009	1,240,382	16,436,214	0 075466
2008	1,017,631	19,961,075	0 050981
2007	1,262,447	24,835,657	0 050832
2006	1,140,228	22,702,020	0 050226

2	Total of line 1, column (d).	2	0 269281
3	Average distribution ratio for the 5-year base period—divide the total on line 2 by 5, or by the number of years the foundation has been in existence if less than 5 years	3	0 053856
4	Enter the net value of noncharitable-use assets for 2011 from Part X, line 5.	4	19,005,749
5	Multiply line 4 by line 3.	5	1,023,574
6	Enter 1% of net investment income (1% of Part I, line 27b).	6	8,985
7	Add lines 5 and 6.	7	1,032,559
8	Enter qualifying distributions from Part XII, line 4.	8	1,372,846

If line 8 is equal to or greater than line 7, check the box in Part VI, line 1b, and complete that part using a 1% tax rate See the Part VI instructions on page 18

Part VIExcise Tax Based on Investment Income (Section 4940(a), 4940(b), 4940(e), or 4948—see page 18 of the instructions)









1a		Exempt operating foundations described in section 4940(d)(2), check here <input type="checkbox"/> and enter "N/A" on line 1			
		Date of ruling or determination letter _____ (attach copy of letter if necessary—see instructions)			
b		Domestic foundations that meet the section 4940(e) requirements in Part V, check here <input checked="" type="checkbox"/> and enter 1% of Part I, line 27b . . . . .		1	8,985
c		All other domestic foundations enter 2% of line 27b Exempt foreign organizations enter 4% of Part I, line 12, col (b)			
2		Tax under section 511 (domestic section 4947(a)(1) trusts and taxable foundations only Others enter -0-)		2	0
3		Add lines 1 and 2. . . . .		3	8,985
4		Subtitle A (income) tax (domestic section 4947(a)(1) trusts and taxable foundations only Others enter -0-)		4	0
5		Tax based on investment income. Subtract line 4 from line 3 If zero or less, enter -0- . . . . .		5	8,985
6		Credits/Payments			
a		2011 estimated tax payments and 2010 overpayment credited to 2011	6a	55,841	
b		Exempt foreign organizations—tax withheld at source . . . . .	6b		
c		Tax paid with application for extension of time to file (Form 8868)	6c		
d		Backup withholding erroneously withheld . . . . .	6d		
7		Total credits and payments Add lines 6a through 6d. . . . .		7	55,841
8		Enter any penalty for underpayment of estimated tax Check here <input type="checkbox"/> if Form 2220 is attached		8	
9		Tax due. If the total of lines 5 and 8 is more than line 7, enter amount owed . . . . .		9	
10		Overpayment. If line 7 is more than the total of lines 5 and 8, enter the amount overpaid. . . . .		10	46,856
11		Enter the amount of line 10 to be Credited to 2012 estimated tax <input checked="" type="checkbox"/> 46,856	Refunded <input type="checkbox"/>	11	0

Part VII-AStatements Regarding Activities

1a	During the tax year, did the foundation attempt to influence any national, state, or local legislation or did it participate or intervene in any political campaign? . . . . .		Yes	No
		1a		No
b	Did it spend more than \$100 during the year (either directly or indirectly) for political purposes (see page 19 of the instructions for definition)? . . . . .			No
	If the answer is "Yes" to 1a or 1b, attach a detailed description of the activities and copies of any materials published or distributed by the foundation in connection with the activities.			
c	Did the foundation file Form 1120-POL for this year? . . . . .	1c		No
d	Enter the amount (if any) of tax on political expenditures (section 4955) imposed during the year (1) On the foundation <input checked="" type="checkbox"/> \$ 0 (2) On foundation managers <input checked="" type="checkbox"/> \$ 0			
e	Enter the reimbursement (if any) paid by the foundation during the year for political expenditure tax imposed on foundation managers <input checked="" type="checkbox"/> \$ 0			
2	Has the foundation engaged in any activities that have not previously been reported to the IRS? . . . . . If "Yes," attach a detailed description of the activities.	2		No
3	Has the foundation made any changes, not previously reported to the IRS, in its governing instrument, articles of incorporation, or bylaws, or other similar instruments? If "Yes," attach a conformed copy of the changes . . . . .	3		No
4a	Did the foundation have unrelated business gross income of \$1,000 or more during the year? . . . . .	4a		No
b	If "Yes," has it filed a tax return on Form 990-T for this year? . . . . .	4b		
5	Was there a liquidation, termination, dissolution, or substantial contraction during the year? . . . . . If "Yes," attach the statement required by General Instruction T.	5		No
6	Are the requirements of section 508(e) (relating to sections 4941 through 4945) satisfied either • By language in the governing instrument, or • By state legislation that effectively amends the governing instrument so that no mandatory directions that conflict with the state law remain in the governing instrument? . . . . .	6	Yes	
7	Did the foundation have at least \$5,000 in assets at any time during the year? If "Yes," complete Part II, col (c), and Part XV	7	Yes	
8a	Enter the states to which the foundation reports or with which it is registered (see page 19 of the instructions) <input checked="" type="checkbox"/> CA			
b	If the answer is "Yes" to line 7, has the foundation furnished a copy of Form 990-PF to the Attorney General (or designate) of each state as required by General Instruction G? If "No," attach explanation .	8b	Yes	
9	Is the foundation claiming status as a private operating foundation within the meaning of section 4942(j)(3) or 4942(j)(5) for calendar year 2011 or the taxable year beginning in 2011 (see instructions for Part XIV on page 27)? If "Yes," complete Part XIV . . . . .	9		No
10	Did any persons become substantial contributors during the tax year? If "Yes," attach a schedule listing their names and addresses	10		No

Part VII-A

Statements Regarding Activities *(continued)*

11	At any time during the year, did the foundation, directly or indirectly, own a controlled entity within the meaning of section 512(b)(13)? If "Yes," attach schedule (see page 20 of the instructions).	11		No
12	Did the foundation acquire a direct or indirect interest in any applicable insurance contract before August 17, 2008?	12		No
13	Did the foundation comply with the public inspection requirements for its annual returns and exemption application? Website address  N/A	13	Yes	
14	The books are in care of  WASSERMAN GROSSMAN SLOAN LLP Telephone no  (310) 954-1050 Located at  PO BOX 1760 SANTA MONICA CA ZIP +4  904061760			
15	Section 4947(a)(1) nonexempt charitable trusts filing Form 990-PF in lieu of <b>Form 1041</b> —Check here . . . . .  and enter the amount of tax-exempt interest received or accrued during the year . . . . . 	15		
16	At any time during calendar year 2011, did the foundation have an interest in or a signature or other authority over a bank, securities, or other financial account in a foreign country? . . . . .	16	Yes	No
See the instructions for exceptions and filing requirements for Form TD F 90-22 1 If "Yes", enter the name of the foreign country 				

Part VII-B

Statements Regarding Activities for Which Form 4720 May Be Required

File Form 4720 if any item is checked in the "Yes" column, unless an exception applies.			Yes	No
1a	During the year did the foundation (either directly or indirectly) (1) Engage in the sale or exchange, or leasing of property with a disqualified person?  Yes  No (2) Borrow money from, lend money to, or otherwise extend credit to (or accept it from) a disqualified person?. . . . .  Yes  No (3) Furnish goods, services, or facilities to (or accept them from) a disqualified person?  Yes  No (4) Pay compensation to, or pay or reimburse the expenses of, a disqualified person?  Yes  No (5) Transfer any income or assets to a disqualified person (or make any of either available for the benefit or use of a disqualified person)?. . . . .  Yes  No (6) Agree to pay money or property to a government official? ( <b>Exception.</b> Check "No" if the foundation agreed to make a grant to or to employ the official for a period after termination of government service, if terminating within 90 days ). . . . .  Yes  No			
b	If any answer is "Yes" to 1a(1)–(6), did <b>any</b> of the acts fail to qualify under the exceptions described in Regulations section 53.4941(d)-3 or in a current notice regarding disaster assistance (see page 20 of the instructions)?. . . . . Organizations relying on a current notice regarding disaster assistance check here. . . . . 	1b		
c	Did the foundation engage in a prior year in any of the acts described in 1a, other than excepted acts, that were not corrected before the first day of the tax year beginning in 2011?. . . . .	1c		No
2	Taxes on failure to distribute income (section 4942) (does not apply for years the foundation was a private operating foundation defined in section 4942(j)(3) or 4942(j)(5))			
a	At the end of tax year 2011, did the foundation have any undistributed income (lines 6d and 6e, Part XIII) for tax year(s) beginning before 2011?. . . . .  Yes  No If "Yes," list the years  20____, 20____, 20____, 20____			
b	Are there any years listed in 2a for which the foundation is <b>not</b> applying the provisions of section 4942(a)(2) (relating to incorrect valuation of assets) to the year's undistributed income? (If applying section 4942(a)(2) to <b>all</b> years listed, answer "No" and attach statement—see page 20 of the instructions ). . . . .	2b		
c	If the provisions of section 4942(a)(2) are being applied to any of the years listed in 2a, list the years here  20____, 20____, 20____, 20____			
3a	Did the foundation hold more than a 2% direct or indirect interest in any business enterprise at any time during the year?. . . . .  Yes  No			
b	If "Yes," did it have excess business holdings in 2011 as a result of (1) any purchase by the foundation or disqualified persons after May 26, 1969, (2) the lapse of the 5-year period (or longer period approved by the Commissioner under section 4943(c)(7)) to dispose of holdings acquired by gift or bequest, or (3) the lapse of the 10-, 15-, or 20-year first phase holding period? ( <i>Use Schedule C, Form 4720, to determine if the foundation had excess business holdings in 2011.</i> ). . . . .	3b		
4a	Did the foundation invest during the year any amount in a manner that would jeopardize its charitable purposes?	4a		No
b	Did the foundation make any investment in a prior year (but after December 31, 1969) that could jeopardize its charitable purpose that had not been removed from jeopardy before the first day of the tax year beginning in 2011?	4b		No

Part VII-B

Statements Regarding Activities for Which Form 4720 May Be Required (continued)

5a

During the year did the foundation pay or incur any amount to

(1) Carry on propaganda, or otherwise attempt to influence legislation (section 4945(e))?

☐ Yes ☒ No

(2) Influence the outcome of any specific public election (see section 4955), or to carry on, directly or indirectly, any voter registration drive?

☐ Yes ☒ No

(3) Provide a grant to an individual for travel, study, or other similar purposes?

☐ Yes ☒ No

(4) Provide a grant to an organization other than a charitable, etc , organization described in section 509(a)(1 ), (2), or (3), or section 4940(d)(2)? (see page 22 of the instructions).

☐ Yes ☒ No

(5) Provide for any purpose other than religious, charitable, scientific, literary, or educational purposes, or for the prevention of cruelty to children or animals?

☐ Yes ☒ No

b

If any answer is "Yes" to 5a(1)–(5), did **any** of the transactions fail to qualify under the exceptions described in Regulations section 53.4945 or in a current notice regarding disaster assistance (see page 22 of the instructions)?

Organizations relying on a current notice regarding disaster assistance check here. ☒

c

If the answer is "Yes" to question 5a(4), does the foundation claim exemption from the tax because it maintained expenditure responsibility for the grant?

☐ Yes ☐ No

If "Yes," attach the statement required by Regulations section 53.4945–5(d).

6a

Did the foundation, during the year, receive any funds, directly or indirectly, to pay premiums on a personal benefit contract?

☐ Yes ☒ No

b

Did the foundation, during the year, pay premiums, directly or indirectly, on a personal benefit contract?

☐ Yes ☒ No

If "Yes" to 6b, file Form 8870.

7a

At any time during the tax year, was the foundation a party to a prohibited tax shelter transaction?

☐ Yes ☒ No

b

If yes, did the foundation receive any proceeds or have any net income attributable to the transaction?

☐ Yes ☒ No

Part VIII

Information About Officers, Directors, Trustees, Foundation Managers, Highly Paid Employees, and Contractors

1

List all officers, directors, trustees, foundation managers and their compensation (see page 22 of the instructions).

(a) Name and address	(b) Title, and average hours per week devoted to position	(c) Compensation (If not paid, enter -0-)	(d) Contributions to employee benefit plans and deferred compensation	(e) Expense account, other allowances
GORDON BINDER 225 SOUTH LAKE AVENUE SUITE 300 PASADENA, CA 91101	TRUSTEE 1 00	0	0	0
ADELE BINDER 225 SOUTH LAKE AVENUE SUITE 300 PASADENA, CA 91101	TRUSTEE 1 00	0	0	0

2

Compensation of five highest-paid employees (other than those included on line 1—see page 23 of the instructions). If none, enter "NONE."

(a) Name and address of each employee paid more than \$50,000	(b) Title, and average hours per week devoted to position	(c) Compensation	(d) Contributions to employee benefit plans and deferred compensation	(e) Expense account, other allowances
NONE				

Total number of other employees paid over \$50,000. 0

Part VIII

Information About Officers, Directors, Trustees, Foundation Managers, Highly Paid Employees, and Contractors (continued)

3 Five highest-paid independent contractors for professional services (see page 23 of the instructions). If none, enter "NONE".		
(a) Name and address of each person paid more than \$50,000	(b) Type of service	(c) Compensation
NONE		
Total number of others receiving over \$50,000 for professional services. . . . .		0

Part IX-A

Summary of Direct Charitable Activities

List the foundation's four largest direct charitable activities during the tax year. Include relevant statistical information such as the number of organizations and other beneficiaries served, conferences convened, research papers produced, etc.	Expenses
1	
2	
3	
4	

Part IX-B

Summary of Program-Related Investments (see page 23 of the instructions)

Describe the two largest program-related investments made by the foundation during the tax year on lines 1 and 2	Amount
1	
2	
All other program-related investments. See page 24 of the instructions.	
3	
Total. Add lines 1 through 3. . . . .	0



Part X

Minimum Investment Return (All domestic foundations must complete this part. Foreign foundations, see page 24 of the instructions.)

1	Fair market value of assets not used (or held for use) directly in carrying out charitable, etc , purposes		
a	Average monthly fair market value of securities. . . . .	1a	17,183,974
b	Average of monthly cash balances. . . . .	1b	2,111,203
c	Fair market value of all other assets (see page 24 of the instructions). . . . .	1c	0
d	Total (add lines 1a, b, and c). . . . .	1d	19,295,177
e	Reduction claimed for blockage or other factors reported on lines 1a and 1c (attach detailed explanation). . . . .	1e	0
2	Acquisition indebtedness applicable to line 1 assets. . . . .	2	0
3	Subtract line 2 from line 1d. . . . .	3	19,295,177
4	Cash deemed held for charitable activities Enter 1 1/2% of line 3 (for greater amount, see page 25 of the instructions). . . . .	4	289,428
5	Net value of noncharitable-use assets. Subtract line 4 from line 3 Enter here and on Part V, line 4	5	19,005,749
6	Minimum investment return. Enter 5% of line 5. . . . .	6	950,287

Part XI

Distributable Amount (see page 25 of the instructions) (Section 4942(j)(3) and (j)(5) private operating foundations and certain foreign organizations check here ☒ and do not complete this part.)

1	Minimum investment return from Part X, line 6. . . . .	1	950,287
2a	Tax on investment income for 2011 from Part VI, line 5. . . . .	2a	8,985
b	Income tax for 2011 (This does not include the tax from Part VI ). . . . .	2b	
c	Add lines 2a and 2b. . . . .	2c	8,985
3	Distributable amount before adjustments Subtract line 2c from line 1. . . . .	3	941,302
4	Recoveries of amounts treated as qualifying distributions. . . . .	4	0
5	Add lines 3 and 4. . . . .	5	941,302
6	Deduction from distributable amount (see page 25 of the instructions). . . . .	6	0
7	Distributable amount as adjusted Subtract line 6 from line 5 Enter here and on Part XIII, line 1. . . . .	7	941,302

Part XII

Qualifying Distributions (see page 25 of the instructions)

1	Amounts paid (including administrative expenses) to accomplish charitable, etc , purposes		
a	Expenses, contributions, gifts, etc —total from Part I, column (d), line 26. . . . .	1a	1,372,846
b	Program-related investments—total from Part IX-B. . . . .	1b	0
2	Amounts paid to acquire assets used (or held for use) directly in carrying out charitable, etc , purposes. . . . .	2	
3	Amounts set aside for specific charitable projects that satisfy the		
a	Suitability test (prior IRS approval required). . . . .	3a	
b	Cash distribution test (attach the required schedule). . . . .	3b	
4	Qualifying distributions. Add lines 1a through 3b Enter here and on Part V, line 8, and Part XIII, line 4	4	1,372,846
5	Foundations that qualify under section 4940(e) for the reduced rate of tax on net investment income Enter 1% of Part I, line 27b (see page 26 of the instructions). . . . .	5	8,985
6	Adjusted qualifying distributions. Subtract line 5 from line 4. . . . .	6	1,363,861
Note: The amount on line 6 will be used in Part V, column (b), in subsequent years when calculating whether the foundation qualifies for the section 4940(e) reduction of tax in those years			

Part XIII

Undistributed Income (see page 26 of the instructions)

	(a) Corpus	(b) Years prior to 2010	(c) 2010	(d) 2011
1 Distributable amount for 2011 from Part XI, line 7				941,302
2 Undistributed income, if any, as of the end of 2011				
a Enter amount for 2010 only. . . . .			277,926	
b Total for prior years 2009 , 2008 , 2007		0		
3 Excess distributions carryover, if any, to 2011				
a From 2006. . . . .				
b From 2007. . . . .				
c From 2008. . . . .				
d From 2009. . . . .				
e From 2010. . . . .				
f Total of lines 3a through e. . . . .	0			
4 Qualifying distributions for 2011 from Part XII, line 4 ▶ \$ 1,372,846				
a Applied to 2010, but not more than line 2a			277,926	
b Applied to undistributed income of prior years (Election required—see page 26 of the instructions)		0		
c Treated as distributions out of corpus (Election required—see page 26 of the instructions). . .	0			
d Applied to 2011 distributable amount. . . . .				941,302
e Remaining amount distributed out of corpus	153,618			
5 Excess distributions carryover applied to 2011 (If an amount appears in column (d), the same amount must be shown in column (a).)	0			0
6 Enter the net total of each column as indicated below:				
a Corpus Add lines 3f, 4c, and 4e Subtract line 5	153,618			
b Prior years' undistributed income Subtract line 4b from line 2b. . . . .		0		
c Enter the amount of prior years' undistributed income for which a notice of deficiency has been issued, or on which the section 4942(a) tax has been previously assessed. . . . .		0		
d Subtract line 6c from line 6b Taxable amount—see page 27 of the instructions . . .		0		
e Undistributed income for 2010 Subtract line 4a from line 2a Taxable amount—see page 27 of the instructions . . . . .			0	
f Undistributed income for 2011 Subtract lines 4d and 5 from line 1 This amount must be distributed in 2011 . . . . .				0
7 Amounts treated as distributions out of corpus to satisfy requirements imposed by section 170(b)(1)(F) or 4942(g)(3) (see page 27 of the instructions). . . . .	0			
8 Excess distributions carryover from 2006 not applied on line 5 or line 7 (see page 27 of the instructions). . . . .	0			
9 Excess distributions carryover to 2012. Subtract lines 7 and 8 from line 6a . . . . .	153,618			
10 Analysis of line 9				
a Excess from 2007. . . .				
b Excess from 2008. . . .				
c Excess from 2009. . . .				
d Excess from 2010. . . .				
e Excess from 2011. . . .	153,618			

Part XIV

Private Operating Foundations (see page 27 of the instructions and Part VII-A, question 9)

1a

If the foundation has received a ruling or determination letter that it is a private operating foundation, and the ruling is effective for 2011, enter the date of the ruling.

b

Check box to indicate whether the organization is a private operating foundation described in section 4942(j)(3) or 4942(j)(5)

☐ 4942(j)(3) or ☐ 4942(j)(5)

2a	Enter the lesser of the adjusted net income from Part I or the minimum investment return from Part X for each year listed.	Tax year	Prior 3 years			(e) Total
		(a) 2011	(b) 2010	(c) 2009	(d) 2008	
b	85% of line 2a					
c	Qualifying distributions from Part XII, line 4 for each year listed.					
d	Amounts included in line 2c not used directly for active conduct of exempt activities.					
e	Qualifying distributions made directly for active conduct of exempt activities. Subtract line 2d from line 2c.					
3	Complete 3a, b, or c for the alternative test relied upon					
a	"Assets" alternative test—enter					
	(1) Value of all assets					
	(2) Value of assets qualifying under section 4942(j)(3)(B)(i)					
b	"Endowment" alternative test— enter 2/3 of minimum investment return shown in Part X, line 6 for each year listed.					
c	"Support" alternative test—enter					
	(1) Total support other than gross investment income (interest, dividends, rents, payments on securities loans (section 512(a)(5)), or royalties).					
	(2) Support from general public and 5 or more exempt organizations as provided in section 4942(j)(3)(B)(iii).					
	(3) Largest amount of support from an exempt organization					
	(4) Gross investment income					

Part XV

Supplementary Information (Complete this part only if the organization had \$5,000 or more in assets at any time during the year—see page 27 of the instructions.)

1

Information Regarding Foundation Managers:

a

List any managers of the foundation who have contributed more than 2% of the total contributions received by the foundation before the close of any tax year (but only if they have contributed more than \$5,000) (See section 507(d)(2) )

See Additional Data Table

b

List any managers of the foundation who own 10% or more of the stock of a corporation (or an equally large portion of the ownership of a partnership or other entity) of which the foundation has a 10% or greater interest

2

Information Regarding Contribution, Grant, Gift, Loan, Scholarship, etc., Programs:

Check here ☒ if the foundation only makes contributions to preselected charitable organizations and does not accept unsolicited requests for funds. If the foundation makes gifts, grants, etc. (see page 28 of the instructions) to individuals or organizations under other conditions, complete items 2a, b, c, and d.

a

The name, address, and telephone number of the person to whom applications should be addressed

b

The form in which applications should be submitted and information and materials they should include

c

Any submission deadlines

d

Any restrictions or limitations on awards, such as by geographical areas, charitable fields, kinds of institutions, or other factors

Part XV

Supplementary Information (continued)

3 Grants and Contributions Paid During the Year or Approved for Future Payment

Recipient	If recipient is an individual, show any relationship to any foundation manager or substantial contributor	Foundation status of recipient	Purpose of grant or contribution	Amount
Name and address (home or business)				
a Paid during the year See Additional Data Table				
Total . . . . .			3a	1,304,296
b Approved for future payment				
Total . . . . .			3b	0

Enter gross amounts unless otherwise indicated	Unrelated business income		Excluded by section 512, 513, or 514		(e) Related or exempt function income (See page 28 of the instructions )
	(a) Business code	(b) Amount	(c) Exclusion code	(d) Amount	
<b>1</b> Program service revenue					
<b>a</b> _____					
<b>b</b> _____					
<b>c</b> _____					
<b>d</b> _____					
<b>e</b> _____					
<b>f</b> _____					
<b>g</b> Fees and contracts from government agencies					
<b>2</b> Membership dues and assessments. . . . .					
<b>3</b> Interest on savings and temporary cash investments			14	686	
<b>4</b> Dividends and interest from securities. . . . .			14	341,149	
<b>5</b> Net rental income or (loss) from real estate					
<b>a</b> Debt-financed property. . . . .					
<b>b</b> Not debt-financed property. . . . .					
<b>6</b> Net rental income or (loss) from personal property					
<b>7</b> Other investment income. . . . .			01	43,591	10,991
<b>8</b> Gain or (loss) from sales of assets other than inventory			18	724,439	
<b>9</b> Net income or (loss) from special events					
<b>10</b> Gross profit or (loss) from sales of inventory. . . . .					
<b>11</b> Other revenue <b>a</b> _____					
<b>b</b> _____					
<b>c</b> _____					
<b>d</b> _____					
<b>e</b> _____					
<b>12</b> Subtotal. Add columns (b), (d), and (e). . . . .		0		1,109,865	10,991
<b>13 Total.</b> Add line 12, columns (b), (d), and (e). . . . . <b>13</b>					1,120,856

[illegible]

<b>1</b>	Did the organization directly or indirectly engage in any of the following with any other organization described in section 501(c) of the Code (other than section 501(c)(3) organizations) or in section 527, relating to political organizations?		<b>Yes</b>	<b>No</b>
<b>a</b>	Transfers from the reporting foundation to a noncharitable exempt organization of			
	<b>(1)</b> Cash. . . . .	<b>1a(1)</b>		<b>No</b>
	<b>(2)</b> Other assets. . . . .	<b>1a(2)</b>		<b>No</b>
<b>b</b>	Other transactions			
	<b>(1)</b> Sales of assets to a noncharitable exempt organization. . . . .	<b>1b(1)</b>		<b>No</b>
	<b>(2)</b> Purchases of assets from a noncharitable exempt organization. . . . .	<b>1b(2)</b>		<b>No</b>
	<b>(3)</b> Rental of facilities, equipment, or other assets. . . . .	<b>1b(3)</b>		<b>No</b>
	<b>(4)</b> Reimbursement arrangements. . . . .	<b>1b(4)</b>		<b>No</b>
	<b>(5)</b> Loans or loan guarantees. . . . .	<b>1b(5)</b>		<b>No</b>
	<b>(6)</b> Performance of services or membership or fundraising solicitations. . . . .	<b>1b(6)</b>		<b>No</b>
<b>c</b>	Sharing of facilities, equipment, mailing lists, other assets, or paid employees. . . . .	<b>1c</b>		<b>No</b>
<b>d</b>	If the answer to any of the above is "Yes," complete the following schedule. Column <b>(b)</b> should always show the fair market value of the goods, other assets, or services given by the reporting foundation. If the foundation received less than fair market value in any transaction or sharing arrangement, show in column <b>(d)</b> the value of the goods, other assets, or services received.			

[illegible]

**2a** Is the foundation directly or indirectly affiliated with, or related to, one or more tax-exempt organizations described in section 501(c) of the Code (other than section 501(c)(3)) or in section 527? . . . ☐ Yes ☒ No

<b>b</b> If "Yes," complete the following schedule:		
<b>(a)</b> Name of organization	<b>(b)</b> Type of organization	<b>(c)</b> Description of relationship

Sign Here	Under penalties of perjury, I declare that I have examined this return, including accompanying schedules and statements, and to the best of my knowledge and belief, it is true, correct, and complete Declaration of preparer (other than taxpayer or fiduciary) is based on all information of which preparer has any knowledge				
	*****		2012-11-12	*****	
	Signature of officer or trustee		Date	Title	
	Paid Preparer's Use Only	Preparer's Signature	MICHAEL J HACIA	Date	2012-11-12
		Firm's name	WASSERMAN GROSSMAN & SLOAN LLP		Check if self-employed <input checked="" type="checkbox"/>
Firm's address		10990 WILSHIRE BLVD 8TH FLOOR LOS ANGELES, CA 90024		PTIN P01376457	
			Firm's EIN	26-3534500	
			Phone no	(310) 954-1050	

May the IRS discuss this return with the preparer shown above? See instructions . . . . . ☐ Yes ☐ No

**Form 990PF Part XV Line 1a - List any managers of the foundation who have contributed more than 2% of the total contributions received by the foundation before the close of any tax year (but only if they have contributed more than \$5,000).**

GORDON BINDER
ADELE BINDER

**Additional Data**

**Software ID:**  
**Software Version:**  
**EIN:** 95-4635806  
**Name:** BINDER FOUNDATION

**Form 990PF - Special Condition Description:**

**Special Condition Description**



Form 990PF Part IV – Capital Gains and Losses for Tax on Investment Income – Columns a – d

(a) List and describe the kind(s) of property sold (e g , real estate, 2-story brick warehouse, or common stock, 200 shs MLC Co )	(b) How acquired P—Purchase D—Donation	(c) Date acquired (mo , day, yr )	(d) Date sold (mo , day, yr )
78 514 UNITS OF PHILIP MORRIS INTL INC COM		2010-10-08	2011-01-11
112 571 UNITS OF PHILIP MORRIS INTL INC COM		2010-04-09	2011-01-11
119 311 UNITS OF PHILIP MORRIS INTL INC COM		2010-01-11	2011-01-11
123 817 UNITS OF PHILIP MORRIS INTL INC COM		2010-07-09	2011-01-11
2538 01 UNITS OF PHILIP MORRIS INTL INC COM		2009-07-13	2011-01-11
2000 UNITS OF PHILIP MORRIS INTL INC COM		2009-08-27	2011-01-11
2000 UNITS OF PHILIP MORRIS INTL INC COM		2009-09-15	2011-01-11
115 776 UNITS OF PHILIP MORRIS INTL INC COM		2009-10-09	2011-01-11
4 185 UNITS OF APACHE CORP		2010-05-21	2011-01-18
500 UNITS OF APACHE CORP		2010-03-25	2011-01-18
2000 UNITS OF APACHE CORP		2010-03-23	2011-01-18
500 UNITS OF APACHE CORP		2010-06-04	2011-01-18
495 815 UNITS OF APACHE CORP		2010-06-08	2011-01-18
1000 UNITS OF APACHE CORP		2010-05-20	2011-01-18
79 562 UNITS OF PHILIP MORRIS INTL INC COM		2011-01-10	2011-01-18
0 438 UNITS OF PHILIP MORRIS INTL INC COM		2010-10-08	2011-01-18
-45 UNITS OF CALL APA JAN 11 @ 105 00		2010-10-22	2011-01-19
0 35 UNITS OF PHILIP MORRIS INTL INC COM		2011-01-10	2011-01-19
79 481 UNITS OF P G & E CORPORATION		2011-01-15	2011-01-20
79 13 UNITS OF P G & E CORPORATION		2010-10-15	2011-01-20
85 217 UNITS OF P G & E CORPORATION		2010-07-15	2011-01-20
85 463 UNITS OF P G & E CORPORATION		2010-04-15	2011-01-20
1500 UNITS OF P G & E CORPORATION		2010-01-20	2011-01-20
1500 UNITS OF P G & E CORPORATION		2010-02-25	2011-01-20
5000 UNITS OF P G & E CORPORATION		2009-11-16	2011-01-20
46 708 UNITS OF P G & E CORPORATION		2010-01-15	2011-01-20
0 26 UNITS OF P G & E CORPORATION		2011-01-15	2011-01-21
5000 UNITS OF DEERE & CO		2009-09-22	2011-01-21
15000 UNITS OF TOLL BROS INC		2009-11-23	2011-01-21
5000 UNITS OF TOLL BROS INC		2009-12-07	2011-01-21

Form 990PF Part IV - Capital Gains and Losses for Tax on Investment Income - Columns a - d

(a) List and describe the kind(s) of property sold (e g , real estate, 2-story brick warehouse, or common stock, 200 shs MLC Co )	(b) How acquired P—Purchase D—Donation	(c) Date acquired (mo , day, yr )	(d) Date sold (mo , day, yr )
1194 UNITS OF UNITED TECHNOLOGIES CORP		2009-05-11	2011-01-21
-50 UNITS OF CALL DE JAN 11 @ 80 00		2010-10-22	2011-01-24
-200 UNITS OF CALL TOL JAN 11 @ 19 00		2010-10-08	2011-01-24
5000 UNITS OF FORD MOTOR COMPANY		2009-07-21	2011-01-28
7000 UNITS OF CISCO SYSTEMS INC		2009-07-20	2011-02-01
0 1907 UNITS OF FREEPORT MCMORAN COPPER & GOLD INC CASH IN LIEU		2011-01-15	2011-02-01
2500 UNITS OF TOLL BROS INC		2010-05-17	2011-02-18
2500 UNITS OF TOLL BROS INC		2010-06-08	2011-02-18
5000 UNITS OF TOLL BROS INC		2010-01-20	2011-02-18
-100 UNITS OF CALL TOL FEB 11 @ 21 00		2011-01-06	2011-02-22
-100 UNITS OF CALL TOL FEB 11 @ 21 00		2011-01-06	2011-02-22
6 147 UNITS OF APACHE CORP		2010-11-22	2011-02-23
4 185 UNITS OF APACHE CORP		2010-06-08	2011-02-23
7 667 UNITS OF APACHE CORP		2010-08-23	2011-02-23
0 023 UNITS OF APACHE CORP		2011-02-22	2011-02-24
0 17 UNITS OF APACHE CORP		2010-11-22	2011-02-24
101 61 UNITS OF FREEPORT MCMORAN COPPER & GOLD INC		2010-12-30	2011-02-25
9 517 UNITS OF FREEPORT MCMORAN COPPER & GOLD INC		2011-02-01	2011-02-25
37 244 UNITS OF FREEPORT MCMORAN COPPER & GOLD INC		2010-11-01	2011-02-25
20 906 UNITS OF FREEPORT MCMORAN COPPER & GOLD INC		2010-05-01	2011-02-25
48 622 UNITS OF FREEPORT MCMORAN COPPER & GOLD INC		2010-08-01	2011-02-25
1999 101 UNITS OF FREEPORT MCMORAN COPPER & GOLD INC		2010-04-28	2011-02-25
679 UNITS OF UNITED TECHNOLOGIES CORP		2009-05-11	2011-02-25
20 643 UNITS OF UNITED TECHNOLOGIES CORP		2009-06-10	2011-02-25
800 357 UNITS OF UNITED TECHNOLOGIES CORP		2009-06-23	2011-02-25
0 191 UNITS OF FREEPORT MCMORAN COPPER & GOLD INC		2011-02-01	2011-02-28
0 899 UNITS OF FREEPORT MCMORAN COPPER & GOLD INC		2010-04-28	2011-02-28
2500 UNITS OF FORD MOTOR COMPANY		2009-07-21	2011-02-28
2000 UNITS OF CONOCOPHILLIPS		2011-01-27	2011-03-01
6000 UNITS OF ***POTASH CORP OF SASKATCHEWAN INC CANADIA		2011-01-27	2011-03-09

Form 990PF Part IV - Capital Gains and Losses for Tax on Investment Income - Columns a - d

(a) List and describe the kind(s) of property sold (e g , real estate, 2-story brick warehouse, or common stock, 200 shs MLC Co )	(b) How acquired P—Purchase D—Donation	(c) Date acquired (mo , day, yr )	(d) Date sold (mo , day, yr )
-60 UNITS OF CALL POT MAR 11 @ 58 33		2011-02-25	2011-03-09
16 UNITS OF CONOCOPHILLIPS		2011-03-01	2011-03-14
0 969 UNITS OF CONOCOPHILLIPS		2011-03-01	2011-03-15
20 331 UNITS OF GOLDMAN SACHS GROUP INC		2010-03-25	2011-03-15
503 632 UNITS OF GOLDMAN SACHS GROUP INC		2009-08-27	2011-03-15
2 889 UNITS OF GOLDMAN SACHS GROUP INC		2009-09-24	2011-03-15
1000 UNITS OF GOLDMAN SACHS GROUP INC		2009-11-27	2011-03-15
3 147 UNITS OF GOLDMAN SACHS GROUP INC		2009-12-30	2011-03-15
18 915 UNITS OF DEERE & CO		2011-02-01	2011-04-13
19 906 UNITS OF DEERE & CO		2010-11-01	2011-04-13
22 952 UNITS OF DEERE & CO		2010-08-02	2011-04-13
23 636 UNITS OF DEERE & CO		2010-05-03	2011-04-13
5 279 UNITS OF GOLDMAN SACHS GROUP INC		2010-12-30	2011-04-13
5 284 UNITS OF GOLDMAN SACHS GROUP INC		2011-03-30	2011-04-13
6 084 UNITS OF GOLDMAN SACHS GROUP INC		2010-09-29	2011-04-13
6 576 UNITS OF GOLDMAN SACHS GROUP INC		2010-06-29	2011-04-13
500 UNITS OF GOLDMAN SACHS GROUP INC		2010-05-17	2011-04-13
67 606 UNITS OF CVS CAREMARK CORP		2009-05-18	2011-04-13
4000 UNITS OF CVS CAREMARK CORP		2009-07-13	2011-04-13
30 647 UNITS OF CVS CAREMARK CORP		2009-08-03	2011-04-13
1246 747 UNITS OF CVS CAREMARK CORP		2009-08-24	2011-04-13
61 336 UNITS OF DEERE & CO		2009-11-02	2011-04-13
27 253 UNITS OF DEERE & CO		2010-02-01	2011-04-13
479 669 UNITS OF GOLDMAN SACHS GROUP INC		2010-03-25	2011-04-13
3 108 UNITS OF GOLDMAN SACHS GROUP INC		2010-03-30	2011-04-13
699 643 UNITS OF UNITED TECHNOLOGIES CORP		2009-06-23	2011-04-13
837 357 UNITS OF UNITED TECHNOLOGIES CORP		2009-07-10	2011-04-13
0 486 UNITS OF DEERE & CO		2011-02-01	2011-04-14
0 345 UNITS OF GOLDMAN SACHS GROUP INC		2011-03-30	2011-04-14
5000 UNITS OF NEWS CORPORATION CLASS A		2011-01-25	2011-04-15

Form 990PF Part IV - Capital Gains and Losses for Tax on Investment Income - Columns a - d

(a) List and describe the kind(s) of property sold (e g , real estate, 2-story brick warehouse, or common stock, 200 shs MLC Co )	(b) How acquired P—Purchase D—Donation	(c) Date acquired (mo , day, yr )	(d) Date sold (mo , day, yr )
15000 UNITS OF NEWS CORPORATION CLASS A		2010-12-07	2011-04-15
-100 UNITS OF CALL INTC APR 11 @ 22 00		2011-02-01	2011-04-18
-200 UNITS OF CALL NWSA APR 11 @ 16 00		2011-01-25	2011-04-18
-150 UNITS OF CALL MSFT MAY 11 @ 27 00		2011-02-23	2011-05-23
0 141 UNITS OF MASTERCARD INC		2011-05-09	2011-05-31
0 891 UNITS OF MASTERCARD INC		2010-11-10	2011-05-31
0 909 UNITS OF MASTERCARD INC		2011-02-09	2011-05-31
1 059 UNITS OF MASTERCARD INC		2010-08-10	2011-05-31
1000 UNITS OF MASTERCARD INC		2010-05-20	2011-05-31
250 UNITS OF MASTERCARD INC		2010-05-24	2011-05-31
250 UNITS OF MASTERCARD INC		2010-05-25	2011-05-31
0 664 UNITS OF MASTERCARD INC		2011-05-09	2011-06-01
140000 UNITS OF MASSEY ENERGY CO NTS 6 875% DUE 12-15-13		2010-04-07	2011-06-01
10000 UNITS OF MASSEY ENERGY CO NTS 6 875% DUE 12-15-13		2010-04-07	2011-06-01
100000 UNITS OF MASSEY ENERGY CO NTS 6 875% DUE 12-15-13		2010-04-07	2011-06-01
50000 UNITS OF MASSEY ENERGY CO NTS 6 875% DUE 12-15-13		2010-04-08	2011-06-01
50000 UNITS OF MASSEY ENERGY CO NTS 6 875% DUE 12-15-13		2010-04-16	2011-06-01
25000 UNITS OF MASSEY ENERGY CO NTS 6 875% DUE 12-15-13		2010-05-06	2011-06-01
52000 UNITS OF MASSEY ENERGY CO NTS 6 875% DUE 12-15-13		2010-05-10	2011-06-01
108 UNITS OF NEWS CORPORATION CLASS A		2011-04-20	2011-06-13
5000 UNITS OF NEWS CORPORATION CLASS A		2011-01-25	2011-06-13
0 256 UNITS OF NEWS CORPORATION CLASS A		2011-04-20	2011-06-14
0 003 UNITS OF CSX CORP		2011-03-15	2011-06-17
0 16 UNITS OF CSX CORP		2011-01-27	2011-06-17
0 8 UNITS OF CSX CORP		2011-01-14	2011-06-17
0 013 UNITS OF MARATHON PETE CORP COM		2011-06-10	2011-07-01
0 137 UNITS OF MARATHON PETE CORP COM		2011-01-11	2011-07-01
0 391 UNITS OF MARATHON PETE CORP COM		2009-11-03	2011-07-01
0 01 UNITS OF MARATHON PETE CORP COM		2009-12-10	2011-07-01
0 078 UNITS OF MARATHON PETE CORP COM		2010-02-08	2011-07-01

Form 990PF Part IV - Capital Gains and Losses for Tax on Investment Income - Columns a - d

(a) List and describe the kind(s) of property sold (e g , real estate, 2-story brick warehouse, or common stock, 200 shs MLC Co )	(b) How acquired P—Purchase D—Donation	(c) Date acquired (mo , day, yr )	(d) Date sold (mo , day, yr )
-100 UNITS OF CALL EMC JUL 11 @ 27 00		2011-02-25	2011-07-18
-60 UNITS OF CALL MRO JUL 11 @ 52 50		2011-04-13	2011-07-18
250 UNITS OF NVR INC		2010-05-10	2011-08-02
1662 643 UNITS OF UNITED TECHNOLOGIES CORP		2009-07-10	2011-08-02
337 357 UNITS OF UNITED TECHNOLOGIES CORP		2009-07-13	2011-08-02
-20 UNITS OF CALL UTX AUG 11 @ 90 00		2011-05-17	2011-08-04
200 UNITS OF NVR INC		2010-05-10	2011-08-10
36 843 UNITS OF UNITED TECHNOLOGIES CORP		2011-03-10	2011-08-15
43 985 UNITS OF UNITED TECHNOLOGIES CORP		2010-12-10	2011-08-15
22 999 UNITS OF UNITED TECHNOLOGIES CORP		2011-06-10	2011-08-15
49 621 UNITS OF UNITED TECHNOLOGIES CORP		2010-09-10	2011-08-15
1662 643 UNITS OF UNITED TECHNOLOGIES CORP		2009-07-13	2011-08-15
56 197 UNITS OF UNITED TECHNOLOGIES CORP		2009-09-10	2011-08-15
50 646 UNITS OF UNITED TECHNOLOGIES CORP		2009-12-10	2011-08-15
47 324 UNITS OF UNITED TECHNOLOGIES CORP		2010-03-10	2011-08-15
52 742 UNITS OF UNITED TECHNOLOGIES CORP		2010-06-10	2011-08-15
-20 UNITS OF CALL UTX AUG 11 @ 90 00		2011-05-17	2011-08-16
0 176 UNITS OF UNITED TECHNOLOGIES CORP		2011-06-10	2011-08-16
2500 UNITS OF ILLINOIS TOOL WORKS INC COM		2011-01-27	2011-08-19
1000 UNITS OF ILLINOIS TOOL WORKS INC COM		2011-01-28	2011-08-19
19 93 UNITS OF ILLINOIS TOOL WORKS INC COM		2011-07-12	2011-08-19
22 07 UNITS OF ILLINOIS TOOL WORKS INC COM		2011-04-12	2011-08-19
3 UNITS OF BERKSHIRE HATHAWAY INC CL A		2009-10-09	2011-08-19
100 UNITS OF GOOGLE INC CL A		2010-01-19	2011-08-19
50 UNITS OF NVR INC		2010-05-10	2011-08-19
100 UNITS OF NVR INC		2010-05-12	2011-08-19
100 UNITS OF NVR INC		2010-05-13	2011-08-19
250 UNITS OF NVR INC		2010-05-17	2011-08-19
-100 UNITS OF CALL INTC AUG 11 @ 22 00		2011-04-20	2011-08-22
-50 UNITS OF CALL SLB AUG 11 @ 85 00		2011-05-19	2011-08-22

Form 990PF Part IV - Capital Gains and Losses for Tax on Investment Income - Columns a - d

(a) List and describe the kind(s) of property sold (e g , real estate, 2-story brick warehouse, or common stock, 200 shs MLC Co )	(b) How acquired P—Purchase D—Donation	(c) Date acquired (mo , day, yr )	(d) Date sold (mo , day, yr )
0 72 UNITS OF ILLINOIS TOOL WORKS INC COM		2011-07-12	2011-08-22
1000 UNITS OF *** ROGERS COMMUNICATIONS INC		2011-06-02	2011-09-09
1500 UNITS OF *** ROGERS COMMUNICATIONS INC		2011-06-24	2011-09-09
1000 UNITS OF *** ROGERS COMMUNICATIONS INC		2011-05-06	2011-09-09
5000 UNITS OF *** ROGERS COMMUNICATIONS INC		2011-03-28	2011-09-09
2500 UNITS OF *** SCHLUMBERGER LTD		2011-01-11	2011-09-09
1500 UNITS OF *** SCHLUMBERGER LTD		2011-01-25	2011-09-09
500 UNITS OF *** SCHLUMBERGER LTD		2011-01-27	2011-09-09
500 UNITS OF *** SCHLUMBERGER LTD		2011-01-12	2011-09-09
999 399 UNITS OF *** SCHLUMBERGER LTD		2011-08-10	2011-09-09
13 261 UNITS OF *** SCHLUMBERGER LTD		2011-04-01	2011-09-09
14 34 UNITS OF *** SCHLUMBERGER LTD		2011-07-01	2011-09-09
8000 UNITS OF AMERICAN ELECTRIC POWER CO INC		2011-06-13	2011-09-09
15000 UNITS OF ANNALY CAPITAL MANAGEMENT INC		2011-08-02	2011-09-09
2500 UNITS OF APACHE CORP		2011-03-01	2011-09-09
500 UNITS OF APACHE CORP		2011-06-02	2011-09-09
3 067 UNITS OF APACHE CORP		2011-05-23	2011-09-09
3 933 UNITS OF APACHE CORP		2011-08-22	2011-09-09
10000 UNITS OF ARCHER-DANIELS-MIDLAND CO		2011-06-13	2011-09-09
1000 UNITS OF BLACKROCK INC		2011-03-15	2011-09-09
500 UNITS OF BLACKROCK INC		2011-03-31	2011-09-09
499 999 UNITS OF BLACKROCK INC		2011-06-24	2011-09-09
11 001 UNITS OF BLACKROCK INC		2011-06-23	2011-09-09
5000 UNITS OF CHIMERA INVESTMENT CORP		2010-11-16	2011-09-09
3413 513 UNITS OF CHIMERA INVESTMENT CORP		2011-01-24	2011-09-09
3401 543 UNITS OF CHIMERA INVESTMENT CORP		2010-10-28	2011-09-09
3084 531 UNITS OF CHIMERA INVESTMENT CORP		2011-04-28	2011-09-09
9999 716 UNITS OF CHIMERA INVESTMENT CORP		2011-08-10	2011-09-09
53 16 UNITS OF CISCO SYSTEMS INC		2011-04-20	2011-09-09
55 84 UNITS OF CISCO SYSTEMS INC		2011-07-27	2011-09-09

Form 990PF Part IV – Capital Gains and Losses for Tax on Investment Income - Columns a - d

(a) List and describe the kind(s) of property sold (e g , real estate, 2-story brick warehouse, or common stock, 200 shs MLC Co )	(b) How acquired P—Purchase D—Donation	(c) Date acquired (mo , day, yr )	(d) Date sold (mo , day, yr )
2500 UNITS OF CITIGROUP INC COM NEW ISIN#US1729674242		2011-01-25	2011-09-09
1500 UNITS OF CITIGROUP INC COM NEW ISIN#US1729674242		2011-03-15	2011-09-09
1000 UNITS OF CITIGROUP INC COM NEW ISIN#US1729674242		2011-02-24	2011-09-09
1 315 UNITS OF CITIGROUP INC COM NEW ISIN#US1729674242		2011-06-17	2011-09-09
0 685 UNITS OF CITIGROUP INC COM NEW ISIN#US1729674242		2011-08-26	2011-09-09
10000 UNITS OF CREXUS INVESTMENT CORP		2011-05-23	2011-09-09
5000 UNITS OF CREXUS INVESTMENT CORP		2011-06-02	2011-09-09
5000 UNITS OF CREXUS INVESTMENT CORP		2011-06-10	2011-09-09
14999 2 UNITS OF CSX CORP		2011-01-14	2011-09-09
2999 84 UNITS OF CSX CORP		2011-01-27	2011-09-09
61 96 UNITS OF CSX CORP		2011-03-15	2011-09-09
34 172 UNITS OF CVS CAREMARK CORP		2011-05-03	2011-09-09
33 82 UNITS OF CVS CAREMARK CORP		2011-08-02	2011-09-09
57 438 UNITS OF CVS CAREMARK CORP		2011-02-02	2011-09-09
43 746 UNITS OF CVS CAREMARK CORP		2010-11-02	2011-09-09
10000 UNITS OF EMC CORP-MASS		2011-02-25	2011-09-09
2000 UNITS OF EMC CORP-MASS		2011-03-15	2011-09-09
38 998 UNITS OF EXXON MOBIL CORP		2011-03-10	2011-09-09
41 999 UNITS OF EXXON MOBIL CORP		2011-06-10	2011-09-09
43 39 UNITS OF EXXON MOBIL CORP		2010-12-10	2011-09-09
50 802 UNITS OF EXXON MOBIL CORP		2010-09-10	2011-09-09
2500 UNITS OF GENERAL DYNAMICS CORP		2011-03-23	2011-09-09
1000 UNITS OF GENERAL DYNAMICS CORP		2011-04-05	2011-09-09
22 131 UNITS OF GENERAL DYNAMICS CORP		2011-05-06	2011-09-09
25 869 UNITS OF GENERAL DYNAMICS CORP		2011-08-05	2011-09-09
10000 UNITS OF INTEL CORP		2011-02-01	2011-09-09
83 06 UNITS OF INTEL CORP		2011-06-01	2011-09-09
84 594 UNITS OF INTEL CORP		2011-03-01	2011-09-09
107 346 UNITS OF INTEL CORP		2011-09-01	2011-09-09
18 237 UNITS OF INTL BUSINESS MACHINES CORP		2011-06-10	2011-09-09

Form 990PF Part IV - Capital Gains and Losses for Tax on Investment Income - Columns a - d

(a) List and describe the kind(s) of property sold (e g , real estate, 2-story brick warehouse, or common stock, 200 shs MLC Co )	(b) How acquired P—Purchase D—Donation	(c) Date acquired (mo , day, yr )	(d) Date sold (mo , day, yr )
16 08 UNITS OF INTL BUSINESS MACHINES CORP		2011-03-10	2011-09-09
17 908 UNITS OF INTL BUSINESS MACHINES CORP		2010-12-10	2011-09-09
24 068 UNITS OF INTL BUSINESS MACHINES CORP		2010-09-10	2011-09-09
5000 UNITS OF ITC HOLDINGS CORP		2011-07-25	2011-09-09
9 278 UNITS OF JOY GLOBAL INC		2011-03-18	2011-09-09
10 058 UNITS OF JOY GLOBAL INC		2010-12-20	2011-09-09
9 288 UNITS OF JOY GLOBAL INC		2011-06-20	2011-09-09
15 268 UNITS OF JOY GLOBAL INC		2010-09-20	2011-09-09
83 978 UNITS OF JPMORGAN CHASE & CO		2011-04-30	2011-09-09
93 607 UNITS OF JPMORGAN CHASE & CO		2011-07-31	2011-09-09
16 64 UNITS OF JPMORGAN CHASE & CO		2011-01-31	2011-09-09
20 037 UNITS OF JPMORGAN CHASE & CO		2010-10-31	2011-09-09
5000 UNITS OF KKR & CO L P		2011-01-26	2011-09-09
2500 UNITS OF KKR & CO L P		2011-03-15	2011-09-09
4000 UNITS OF KKR & CO L P		2010-12-17	2011-09-09
15000 UNITS OF KKR & CO L P		2010-10-21	2011-09-09
5000 UNITS OF KKR & CO L P		2010-11-16	2011-09-09
5000 UNITS OF KKR & CO L P		2010-10-26	2011-09-09
264 896 UNITS OF KKR & CO L P		2011-03-21	2011-09-09
260 061 UNITS OF KKR & CO L P		2011-03-21	2011-09-09
232 865 UNITS OF KKR & CO L P		2011-05-27	2011-09-09
224 16 UNITS OF KKR & CO L P		2011-05-27	2011-09-09
232 739 UNITS OF KKR & CO L P		2010-11-26	2011-09-09
65 965 UNITS OF KKR & CO L P		2011-03-21	2011-09-09
193 673 UNITS OF KKR & CO L P		2011-08-30	2011-09-09
135 641 UNITS OF KKR & CO L P		2011-08-30	2011-09-09
3500 UNITS OF MARATHON OIL CORP		2011-01-11	2011-09-09
79 164 UNITS OF MARATHON OIL CORP		2011-06-10	2011-09-09
82 482 UNITS OF MARATHON OIL CORP		2011-03-10	2011-09-09
87 668 UNITS OF MARATHON OIL CORP		2010-12-10	2011-09-09



Form 990PF Part IV - Capital Gains and Losses for Tax on Investment Income - Columns a - d

(a) List and describe the kind(s) of property sold (e g , real estate, 2-story brick warehouse, or common stock, 200 shs MLC Co )	(b) How acquired P—Purchase D—Donation	(c) Date acquired (mo , day, yr )	(d) Date sold (mo , day, yr )
93 818 UNITS OF MARATHON OIL CORP		2010-09-10	2011-09-09
39 699 UNITS OF MARATHON PETE CORP COM		2011-06-10	2011-09-09
41 241 UNITS OF MARATHON PETE CORP COM		2011-03-10	2011-09-09
43 834 UNITS OF MARATHON PETE CORP COM		2010-12-10	2011-09-09
46 909 UNITS OF MARATHON PETE CORP COM		2010-09-10	2011-09-09
1749 863 UNITS OF MARATHON PETE CORP COM		2011-01-11	2011-09-09
174 465 UNITS OF METLIFE INC		2010-12-14	2011-09-09
10000 UNITS OF MICROSOFT CORP		2011-02-23	2011-09-09
5000 UNITS OF MICROSOFT CORP		2011-01-28	2011-09-09
31 484 UNITS OF MICROSOFT CORP		2011-03-10	2011-09-09
99 516 UNITS OF MICROSOFT CORP		2011-06-09	2011-09-09
10000 UNITS OF TEXAS INSTRUMENTS INC		2011-06-13	2011-09-09
51 UNITS OF TEXAS INSTRUMENTS INC		2011-08-22	2011-09-09
4000 UNITS OF ***TRANSOCEAN LTD US LISTED		2009-06-18	2011-09-09
2000 UNITS OF ***TRANSOCEAN LTD US LISTED		2009-07-10	2011-09-09
15000 UNITS OF CHIMERA INVESTMENT CORP		2009-11-03	2011-09-09
15000 UNITS OF CHIMERA INVESTMENT CORP		2009-12-04	2011-09-09
10000 UNITS OF CHIMERA INVESTMENT CORP		2009-12-16	2011-09-09
15000 UNITS OF CHIMERA INVESTMENT CORP		2010-01-04	2011-09-09
15000 UNITS OF CHIMERA INVESTMENT CORP		2010-02-09	2011-09-09
3301 291 UNITS OF CHIMERA INVESTMENT CORP		2010-04-30	2011-09-09
3233 405 UNITS OF CHIMERA INVESTMENT CORP		2010-07-29	2011-09-09
8000 UNITS OF CISCO SYSTEMS INC		2009-07-20	2011-09-09
5000 UNITS OF CISCO SYSTEMS INC		2009-08-26	2011-09-09
2000 UNITS OF CISCO SYSTEMS INC		2010-05-18	2011-09-09
3753 253 UNITS OF CVS CAREMARK CORP		2009-08-24	2011-09-09
3000 UNITS OF CVS CAREMARK CORP		2009-08-25	2011-09-09
25 732 UNITS OF CVS CAREMARK CORP		2009-11-03	2011-09-09
3000 UNITS OF CVS CAREMARK CORP		2009-11-05	2011-09-09
40 457 UNITS OF CVS CAREMARK CORP		2010-02-02	2011-09-09

Form 990PF Part IV – Capital Gains and Losses for Tax on Investment Income – Columns a – d

(a) List and describe the kind(s) of property sold (e g , real estate, 2-story brick warehouse, or common stock, 200 shs MLC Co )	(b) How acquired P—Purchase D—Donation	(c) Date acquired (mo , day, yr )	(d) Date sold (mo , day, yr )
36 463 UNITS OF CVS CAREMARK CORP		2010-05-04	2011-09-09
42 92 UNITS OF CVS CAREMARK CORP		2010-08-02	2011-09-09
3500 UNITS OF EXXON MOBIL CORP		2009-11-16	2011-09-09
1000 UNITS OF EXXON MOBIL CORP		2009-11-27	2011-09-09
1000 UNITS OF EXXON MOBIL CORP		2009-12-07	2011-09-09
500 UNITS OF EXXON MOBIL CORP		2009-12-18	2011-09-09
1000 UNITS OF EXXON MOBIL CORP		2010-01-19	2011-09-09
43 581 UNITS OF EXXON MOBIL CORP		2010-03-10	2011-09-09
50 23 UNITS OF EXXON MOBIL CORP		2010-06-10	2011-09-09
12500 UNITS OF FORD MOTOR COMPANY		2009-07-21	2011-09-09
20000 UNITS OF FORD MOTOR COMPANY		2009-08-05	2011-09-09
10000 UNITS OF FORD MOTOR COMPANY		2009-10-28	2011-09-09
300 UNITS OF GOOGLE INC CL A		2010-01-19	2011-09-09
250 UNITS OF GOOGLE INC CL A		2010-01-20	2011-09-09
100 UNITS OF GOOGLE INC CL A		2010-01-29	2011-09-09
50 UNITS OF GOOGLE INC CL A		2010-02-25	2011-09-09
100 UNITS OF GOOGLE INC CL A		2010-03-23	2011-09-09
100 UNITS OF GOOGLE INC CL A		2010-03-31	2011-09-09
100 UNITS OF GOOGLE INC CL A		2010-05-18	2011-09-09
2212 UNITS OF INTL BUSINESS MACHINES CORP		2010-01-11	2011-09-09
1000 UNITS OF INTL BUSINESS MACHINES CORP		2010-01-20	2011-09-09
17 477 UNITS OF INTL BUSINESS MACHINES CORP		2010-03-10	2011-09-09
250 UNITS OF INTL BUSINESS MACHINES CORP		2010-04-06	2011-09-09
473 UNITS OF INTL BUSINESS MACHINES CORP		2010-04-14	2011-09-09
24 23 UNITS OF INTL BUSINESS MACHINES CORP		2010-06-10	2011-09-09
4547 UNITS OF JOY GLOBAL INC		2008-11-04	2011-09-09
109 284 UNITS OF JOY GLOBAL INC		2008-12-19	2011-09-09
110 172 UNITS OF JOY GLOBAL INC		2009-03-19	2011-09-09
74 334 UNITS OF JOY GLOBAL INC		2009-06-19	2011-09-09
57 831 UNITS OF JOY GLOBAL INC		2009-09-18	2011-09-09

Form 990PF Part IV - Capital Gains and Losses for Tax on Investment Income - Columns a - d

(a) List and describe the kind(s) of property sold (e g , real estate, 2-story brick warehouse, or common stock, 200 shs MLC Co )	(b) How acquired P—Purchase D—Donation	(c) Date acquired (mo , day, yr )	(d) Date sold (mo , day, yr )
34 644 UNITS OF JOY GLOBAL INC		2009-12-18	2011-09-09
33 529 UNITS OF JOY GLOBAL INC		2010-03-19	2011-09-09
18 314 UNITS OF JOY GLOBAL INC		2010-06-18	2011-09-09
479 UNITS OF JPMORGAN CHASE & CO		2008-10-31	2011-09-09
174 706 UNITS OF JPMORGAN CHASE & CO		2009-01-31	2011-09-09
17 786 UNITS OF JPMORGAN CHASE & CO		2009-04-30	2011-09-09
2 16 UNITS OF JPMORGAN CHASE & CO		2009-07-31	2011-09-09
5000 UNITS OF JPMORGAN CHASE & CO		2009-08-25	2011-09-09
3306 UNITS OF JPMORGAN CHASE & CO		2009-10-08	2011-09-09
7 939 UNITS OF JPMORGAN CHASE & CO		2009-10-31	2011-09-09
12 574 UNITS OF JPMORGAN CHASE & CO		2010-01-31	2011-09-09
3000 UNITS OF JPMORGAN CHASE & CO		2010-02-05	2011-09-09
2000 UNITS OF JPMORGAN CHASE & CO		2010-02-08	2011-09-09
17 483 UNITS OF JPMORGAN CHASE & CO		2010-04-30	2011-09-09
1000 UNITS OF JPMORGAN CHASE & CO		2010-06-08	2011-09-09
18 089 UNITS OF JPMORGAN CHASE & CO		2010-07-31	2011-09-09
10000 UNITS OF MARATHON OIL CORP		2009-11-03	2011-09-09
76 287 UNITS OF MARATHON OIL CORP		2009-12-10	2011-09-09
2000 UNITS OF MARATHON OIL CORP		2010-02-08	2011-09-09
92 068 UNITS OF MARATHON OIL CORP		2010-03-10	2011-09-09
95 513 UNITS OF MARATHON OIL CORP		2010-06-10	2011-09-09
4999 609 UNITS OF MARATHON PETE CORP COM		2009-11-03	2011-09-09
38 133 UNITS OF MARATHON PETE CORP COM		2009-12-10	2011-09-09
999 922 UNITS OF MARATHON PETE CORP COM		2010-02-08	2011-09-09
46 034 UNITS OF MARATHON PETE CORP COM		2010-03-10	2011-09-09
47 756 UNITS OF MARATHON PETE CORP COM		2010-06-10	2011-09-09
2000 UNITS OF METLIFE INC		2009-08-24	2011-09-09
3000 UNITS OF METLIFE INC		2009-08-25	2011-09-09
5000 UNITS OF METLIFE INC		2009-08-26	2011-09-09
302 535 UNITS OF METLIFE INC		2009-12-14	2011-09-09

Form 990PF Part IV - Capital Gains and Losses for Tax on Investment Income - Columns a - d

(a) List and describe the kind(s) of property sold (e g , real estate, 2-story brick warehouse, or common stock, 200 shs MLC Co )	(b) How acquired P—Purchase D—Donation	(c) Date acquired (mo , day, yr )	(d) Date sold (mo , day, yr )
0 601 UNITS OF *** SCHLUMBERGER LTD		2011-08-10	2011-09-12
0 747 UNITS OF APACHE CORP		2011-08-22	2011-09-12
0 001 UNITS OF BLACKROCK INC		2011-06-24	2011-09-12
-100 UNITS OF CALL F SEP 11 @ 17 00		2011-04-26	2011-09-12
-100 UNITS OF CALL KKR SEP 11 @ 17 50		2011-06-06	2011-09-12
-100 UNITS OF CALL KKR SEP 11 @ 17 50		2011-03-18	2011-09-12
-100 UNITS OF CALL TXN OCT 11 @ 33 00		2011-06-14	2011-09-12
0 284 UNITS OF CHIMERA INVESTMENT CORP		2011-08-10	2011-09-12
0 822 UNITS OF CISCO SYSTEMS INC		2011-07-27	2011-09-12
0 949 UNITS OF CITIGROUP INC COM NEW ISIN#US1729674242		2011-08-26	2011-09-12
0 982 UNITS OF CSX CORP		2011-03-15	2011-09-12
0 762 UNITS OF CVS CAREMARK CORP		2011-08-02	2011-09-12
0 455 UNITS OF EXXON MOBIL CORP		2011-06-10	2011-09-12
0 524 UNITS OF GENERAL DYNAMICS CORP		2011-08-05	2011-09-12
0 493 UNITS OF INTEL CORP		2011-09-01	2011-09-12
0 205 UNITS OF INTL BUSINESS MACHINES CORP		2011-06-10	2011-09-12
0 986 UNITS OF JOY GLOBAL INC		2011-06-20	2011-09-12
0 79 UNITS OF JPMORGAN CHASE & CO		2011-07-31	2011-09-12
0 256 UNITS OF KKR & CO L P		2011-08-30	2011-09-12
0 261 UNITS OF MARATHON OIL CORP		2011-06-10	2011-09-12
0 234 UNITS OF METLIFE INC		2010-12-14	2011-09-12
0 322 UNITS OF TEXAS INSTRUMENTS INC		2011-08-22	2011-09-12
100 UNITS OF AMERICAN ELECTRIC POWER CO INC		2011-09-09	2011-09-16
98 UNITS OF MARATHON OIL CORP		2011-09-12	2011-09-16
0 354 UNITS OF AMERICAN ELECTRIC POWER CO INC		2011-09-09	2011-09-19
0 255 UNITS OF MARATHON OIL CORP		2011-09-12	2011-09-19
5000 UNITS OF DOW CHEMICAL CO		2011-09-22	2011-10-21
5000 UNITS OF MACYS INC		2011-09-22	2011-10-21
-50 UNITS OF CALL DOW OCT 11 @ 24 00		2011-09-22	2011-10-24
-50 UNITS OF CALL M OCT 11 @ 26 00		2011-09-22	2011-10-24

Form 990PF Part IV - Capital Gains and Losses for Tax on Investment Income - Columns a - d

(a) List and describe the kind(s) of property sold (e g , real estate, 2-story brick warehouse, or common stock, 200 shs MLC Co )	(b) How acquired P—Purchase D—Donation	(c) Date acquired (mo , day, yr )	(d) Date sold (mo , day, yr )
124 UNITS OF CALUMET SPECIALTY PRODS PARTNERS L P COMMO		2011-11-14	2011-11-18
5000 UNITS OF CALUMET SPECIALTY PRODS PARTNERS L P COMMO		2011-10-19	2011-11-18
3500 UNITS OF FEDEX CORP		2011-09-20	2011-11-18
12 798 UNITS OF ISHARES TR S&P SM CAP 600 INDX		2011-09-30	2011-11-18
999 202 UNITS OF ISHARES TR S&P SM CAP 600 INDX		2011-10-13	2011-11-18
3000 UNITS OF ISHARES TR S&P SM CAP 600 INDX		2011-09-19	2011-11-18
1000 UNITS OF ISHARES TR S&P SM CAP 600 INDX		2011-09-22	2011-11-18
2500 UNITS OF MACYS INC		2011-09-22	2011-11-18
1500 UNITS OF SPDR S&P MIDCAP 400 ETF TR		2011-09-19	2011-11-18
5000 UNITS OF TEXAS INSTRUMENTS INC		2011-09-14	2011-11-18
-35 UNITS OF CALL FDX NOV 11 @ 77 50		2011-09-20	2011-11-21
-50 UNITS OF CALL TXN NOV 11 @ 28 00		2011-09-19	2011-11-21
0 875 UNITS OF CALUMET SPECIALTY PRODS PARTNERS L P COMMO		2011-11-14	2011-11-21
0 798 UNITS OF ISHARES TR S&P SM CAP 600 INDX		2011-10-13	2011-11-21
2600 UNITS OF KKR & CO L P		2011-09-13	2011-12-16
-100 UNITS OF CALL ADM DEC 11 @ 30 00		2011-09-16	2011-12-18
-26 UNITS OF CALL KKR DEC 11 @ 12 00		2011-09-16	2011-12-18
40 UNITS OF FREEPORT MCMORAN COPPER & GOLD INC		2009-08-06	2011-01-03
10 UNITS OF FREEPORT MCMORAN COPPER & GOLD INC		2010-08-19	2011-01-03
35 UNITS OF ***ALCON INC		2009-08-03	2011-01-05
50 UNITS OF TARGET CORP		2009-10-26	2011-01-06
25 UNITS OF TARGET CORP		2010-05-07	2011-01-06
60 UNITS OF ***ALCON INC		2009-08-03	2011-01-10
525 UNITS OF AT&T INC		2009-07-24	2011-01-11
200 UNITS OF AT&T INC		2009-09-21	2011-01-11
475 UNITS OF ***XL GROUP PLC US LISTED		2009-07-30	2011-01-11
100 UNITS OF *** SCHLUMBERGER LTD		2009-06-09	2011-01-11
80 UNITS OF MICROSOFT CORP		2010-02-12	2011-01-14
375 UNITS OF MICROSOFT CORP		2010-07-01	2011-01-14
10 UNITS OF ***ALCON INC		2009-08-03	2011-01-14

Form 990PF Part IV - Capital Gains and Losses for Tax on Investment Income - Columns a - d

(a) List and describe the kind(s) of property sold (e g , real estate, 2-story brick warehouse, or common stock, 200 shs MLC Co )	(b) How acquired P—Purchase D—Donation	(c) Date acquired (mo , day, yr )	(d) Date sold (mo , day, yr )
50 UNITS OF ***ALCON INC		2009-09-24	2011-01-14
50 UNITS OF ***ALCON INC		2009-09-28	2011-01-14
150 UNITS OF SOUTHWESTERN ENERGY CO		2010-10-20	2011-01-14
150 UNITS OF KOHLS CORP		2009-06-09	2011-01-18
350 UNITS OF EMC CORP-MASS		2009-07-24	2011-01-19
30 UNITS OF GILEAD SCIENCES INC		2009-06-23	2011-01-19
300 UNITS OF GILEAD SCIENCES INC		2009-07-24	2011-01-19
145 UNITS OF MICROSOFT CORP		2010-02-12	2011-01-21
100 UNITS OF MICROSOFT CORP		2010-03-29	2011-01-21
125 UNITS OF AGRIUM INC		2010-08-05	2011-01-24
100 UNITS OF AGRIUM INC		2010-11-24	2011-01-24
50 UNITS OF CABLEVISION SYSTEMS CORP-CL A CABLEVISION		2010-05-05	2011-01-25
250 UNITS OF CABLEVISION SYSTEMS CORP-CL A CABLEVISION		2010-06-14	2011-01-25
75 UNITS OF FREEPORT MCMORAN COPPER & GOLD INC		2010-08-19	2011-01-25
200 UNITS OF NVIDIA CORP		2010-10-26	2011-01-26
400 UNITS OF GAP INC		2010-02-25	2011-01-26
75 UNITS OF CF INDUSTRIES HOLDINGS INC		2010-08-09	2011-01-28
75 UNITS OF CF INDUSTRIES HOLDINGS INC		2010-09-03	2011-01-28
1300 UNITS OF SAFEWAY INC		2010-03-30	2011-01-28
400 UNITS OF SARA LEE CORP		2010-05-04	2011-01-28
400 UNITS OF SARA LEE CORP		2010-05-25	2011-01-28
600 UNITS OF SARA LEE CORP		2010-06-14	2011-01-28
75 UNITS OF TARGET CORP		2010-05-07	2011-01-28
100 UNITS OF MICROSOFT CORP		2010-03-29	2011-02-01
200 UNITS OF MICROSOFT CORP		2010-04-29	2011-02-01
232 UNITS OF COMCAST CORP NEW CL A		2010-06-02	2011-02-02
200 UNITS OF COMCAST CORP NEW CL A		2010-06-24	2011-02-02
225 UNITS OF SOUTHWESTERN ENERGY CO		2010-10-20	2011-02-02
75 UNITS OF DEERE & CO		2010-09-21	2011-02-07
25 UNITS OF DEERE & CO		2010-09-30	2011-02-07

Form 990PF Part IV - Capital Gains and Losses for Tax on Investment Income - Columns a - d

(a) List and describe the kind(s) of property sold (e g , real estate, 2-story brick warehouse, or common stock, 200 shs MLC Co )	(b) How acquired P—Purchase D—Donation	(c) Date acquired (mo , day, yr )	(d) Date sold (mo , day, yr )
425 UNITS OF CONSTELLATION ENERGY GROUP INC		2010-05-04	2011-02-08
300 UNITS OF KROGER CO		2011-01-24	2011-02-08
350 UNITS OF NISOURCE INC COM		2009-06-29	2011-02-08
125 UNITS OF ***ROYAL CARIBBEAN CRUISES LTD		2010-01-19	2011-02-08
250 UNITS OF NVIDIA CORP		2010-10-26	2011-02-08
75 UNITS OF PEPSICO INC		2010-04-06	2011-02-08
200 UNITS OF ALTRIA GROUP INC		2009-07-24	2011-02-08
450 UNITS OF ALTRIA GROUP INC		2010-03-24	2011-02-08
400 UNITS OF ALTRIA GROUP INC		2010-09-23	2011-02-08
200 UNITS OF BB&T CORP		2009-09-09	2011-02-08
100 UNITS OF DEVON ENERGY CORPORATION NEW		2009-07-24	2011-02-08
25 UNITS OF DOWCHEMICAL CO		2011-01-07	2011-02-08
175 UNITS OF DOWCHEMICAL CO		2011-01-07	2011-02-08
100 UNITS OF DOWCHEMICAL CO		2011-01-07	2011-02-08
400 UNITS OF FIFTH THIRD BANCORP COM		2010-06-14	2011-02-08
325 UNITS OF ***GARMIN LTD		2009-11-12	2011-02-08
50 UNITS OF ***GARMIN LTD		2010-01-14	2011-02-08
25 UNITS OF ***GARMIN LTD		2010-01-14	2011-02-08
300 UNITS OF GENERAL ELECTRIC CO		2009-12-31	2011-02-08
100 UNITS OF GENERAL ELECTRIC CO		2010-01-04	2011-02-08
150 UNITS OF GILEAD SCIENCES INC		2009-06-09	2011-02-08
225 UNITS OF HESS CORP COM		2010-07-27	2011-02-08
75 UNITS OF JOHNSON & JOHNSON		2010-06-30	2011-02-08
100 UNITS OF JOHNSON & JOHNSON		2010-06-30	2011-02-08
25 UNITS OF JOHNSON & JOHNSON		2010-06-30	2011-02-08
500 UNITS OF NEWS CORP INC		2009-07-24	2011-02-08
275 UNITS OF ***TYCO ELECTRONICS LTD SWITZERLAND US LIS		2009-08-03	2011-02-08
75 UNITS OF ***TYCO ELECTRONICS LTD SWITZERLAND US LIS		2009-10-07	2011-02-08
100 UNITS OF TIME WARNER CABLE INC		2009-06-09	2011-02-08
425 UNITS OF WELLS FARGO & CO		2009-06-09	2011-02-08

Form 990PF Part IV - Capital Gains and Losses for Tax on Investment Income - Columns a - d

(a) List and describe the kind(s) of property sold (e g , real estate, 2-story brick warehouse, or common stock, 200 shs MLC Co )	(b) How acquired P—Purchase D—Donation	(c) Date acquired (mo , day, yr )	(d) Date sold (mo , day, yr )
783 UNITS OF WELLS FARGO & CO		2009-07-24	2011-02-08
2130 169 UNITS OF BERNSTEIN EMERGING MARKETS PORTFOLIO		2009-06-09	2011-02-08
25 UNITS OF ***ALCON INC		2009-11-05	2011-02-08
35 UNITS OF ***ALCON INC		2009-11-09	2011-02-08
150 UNITS OF ***ACCENTURE PLC IRELAND SHS CL A		2010-10-05	2011-02-08
43 UNITS OF APPLE INC		2009-06-09	2011-02-08
32 UNITS OF APPLE INC		2009-07-24	2011-02-08
10 UNITS OF CME GROUP INC		2009-06-09	2011-02-08
10 UNITS OF CME GROUP INC		2009-06-12	2011-02-08
200 UNITS OF DANAHER CORP		2009-07-24	2011-02-08
325 UNITS OF DOW CHEMICAL CO		2010-02-05	2011-02-08
575 UNITS OF FORD MOTOR COMPANY		2010-02-03	2011-02-08
25 UNITS OF GOOGLE INC CL A		2009-06-09	2011-02-08
150 UNITS OF HONEYWELL INTL INC		2010-06-24	2011-02-08
300 UNITS OF JPMORGAN CHASE & CO		2009-06-09	2011-02-08
175 UNITS OF JOHNSON CONTROLS INC		2009-08-06	2011-02-08
25 UNITS OF JOHNSON CONTROLS INC		2009-08-14	2011-02-08
200 UNITS OF LIMITED BRANDS INC		2010-11-04	2011-02-08
100 UNITS OF LIMITED BRANDS INC		2010-11-09	2011-02-08
50 UNITS OF NOBLE ENERGY INC		2010-01-29	2011-02-08
50 UNITS OF NOBLE ENERGY INC		2010-02-01	2011-02-08
305 UNITS OF NEWS CORP INC		2010-06-22	2011-02-08
95 UNITS OF NEWS CORP INC		2010-06-22	2011-02-08
50 UNITS OF OCCIDENTAL PETE CORP		2009-09-29	2011-02-08
25 UNITS OF OCCIDENTAL PETE CORP		2010-06-10	2011-02-08
200 UNITS OF ORACLE CORP		2010-09-28	2011-02-08
70 UNITS OF ***POTASH CORP OF SASKATCHEWAN INC CANADIA		2010-12-16	2011-02-08
250 UNITS OF ***SUNCOR ENERGY INC NEW		2009-10-12	2011-02-08
25 UNITS OF TEVA PHARMACEUTICAL INDUSTRIES LTD ADR ISI		2009-06-09	2011-02-08
75 UNITS OF TEVA PHARMACEUTICAL INDUSTRIES LTD ADR ISI		2009-07-24	2011-02-08



Form 990PF Part IV – Capital Gains and Losses for Tax on Investment Income - Columns a - d

(a) List and describe the kind(s) of property sold (e g , real estate, 2-story brick warehouse, or common stock, 200 shs MLC Co )	(b) How acquired P—Purchase D—Donation	(c) Date acquired (mo , day, yr )	(d) Date sold (mo , day, yr )
100 UNITS OF UNITED PARCEL SVC INC CL B		2010-08-13	2011-02-08
1341 718 UNITS OF BERNSTEIN INTERNATIONAL PORTFOLIO		2009-06-09	2011-02-08
25 UNITS OF KOHLS CORP		2009-06-09	2011-02-08
100 UNITS OF KOHLS CORP		2009-07-24	2011-02-08
125 UNITS OF ***INGERSOLL RAND PLC		2009-06-09	2011-02-08
75 UNITS OF DEERE & CO		2010-09-30	2011-02-09
15 UNITS OF ***ALCON INC		2009-11-09	2011-02-10
25 UNITS OF ***ALCON INC		2009-12-18	2011-02-10
700 UNITS OF CISCO SYSTEMS INC		2009-06-09	2011-02-10
350 UNITS OF NVIDIA CORP		2010-10-26	2011-02-14
60 UNITS OF CISCO SYSTEMS INC		2009-06-09	2011-02-14
240 UNITS OF CISCO SYSTEMS INC		2009-07-24	2011-02-14
50 UNITS OF DEERE & CO		2010-09-30	2011-02-15
225 UNITS OF GAP INC		2010-02-25	2011-02-16
250 UNITS OF CISCO SYSTEMS INC		2009-07-24	2011-02-16
200 UNITS OF CISCO SYSTEMS INC		2009-09-22	2011-02-16
25 UNITS OF CISCO SYSTEMS INC		2009-10-26	2011-02-16
150 UNITS OF DEERE & CO		2010-10-22	2011-02-16
25 UNITS OF DEERE & CO		2010-12-10	2011-02-16
30 UNITS OF NETFLIX COM INC		2011-01-25	2011-02-16
30 UNITS OF NETFLIX COM INC		2011-01-25	2011-02-16
550 UNITS OF FIFTH THIRD BANCORP COM		2010-06-14	2011-02-17
350 UNITS OF FIFTH THIRD BANCORP COM		2010-06-23	2011-02-17
400 UNITS OF FIFTH THIRD BANCORP COM		2010-07-21	2011-02-17
175 UNITS OF MICROSOFT CORP		2010-07-01	2011-02-17
200 UNITS OF MICROSOFT CORP		2010-07-09	2011-02-17
200 UNITS OF MICROSOFT CORP		2010-09-01	2011-02-17
125 UNITS OF DIRECTV CLASS A NEW		2010-05-11	2011-02-17
195 UNITS OF GILEAD SCIENCES INC		2009-07-24	2011-02-17
125 UNITS OF HONEYWELL INTL INC		2010-06-24	2011-02-17

Form 990PF Part IV - Capital Gains and Losses for Tax on Investment Income - Columns a - d

(a) List and describe the kind(s) of property sold (e g , real estate, 2-story brick warehouse, or common stock, 200 shs MLC Co )	(b) How acquired P—Purchase D—Donation	(c) Date acquired (mo , day, yr )	(d) Date sold (mo , day, yr )
22 UNITS OF NETFLIX COM INC		2011-01-25	2011-02-17
23 UNITS OF NETFLIX COM INC		2011-01-25	2011-02-18
75 UNITS OF VERTEX PHARMACEUTICALS INC		2010-05-18	2011-02-23
300 UNITS OF VERTEX PHARMACEUTICALS INC		2010-09-17	2011-02-23
100 UNITS OF EATON CORP		2010-11-03	2011-02-23
25 UNITS OF EATON CORP		2010-11-17	2011-02-23
150 UNITS OF PARKER HANNIFIN CORP		2010-08-11	2011-02-23
25 UNITS OF PARKER HANNIFIN CORP		2010-08-19	2011-02-23
150 UNITS OF FORD MOTOR COMPANY		2010-02-03	2011-02-23
300 UNITS OF FORD MOTOR COMPANY		2010-04-23	2011-02-23
125 UNITS OF PARKER HANNIFIN CORP		2010-08-19	2011-02-24
175 UNITS OF CISCO SYSTEMS INC		2009-10-26	2011-02-24
150 UNITS OF CISCO SYSTEMS INC		2010-04-21	2011-02-24
200 UNITS OF CISCO SYSTEMS INC		2010-07-01	2011-02-24
300 UNITS OF FORD MOTOR COMPANY		2010-04-28	2011-02-24
100 UNITS OF KOHLS CORP		2009-07-24	2011-02-28
75 UNITS OF *** SCHLUMBERGER LTD		2009-06-09	2011-03-01
105 UNITS OF ENSCO PLC SPONSORED ADR ISIN#US29358Q1094		2009-06-09	2011-03-02
800 UNITS OF DELTA AIR LINES INC DEL COM NEW		2010-03-17	2011-03-03
150 UNITS OF DELTA AIR LINES INC DEL COM NEW		2010-03-25	2011-03-03
325 UNITS OF FORD MOTOR COMPANY		2010-02-03	2011-03-03
100 UNITS OF FORD MOTOR COMPANY		2010-04-28	2011-03-03
400 UNITS OF FORD MOTOR COMPANY		2010-05-10	2011-03-03
350 UNITS OF FORD MOTOR COMPANY		2011-01-24	2011-03-03
50 UNITS OF DEERE & CO		2010-12-10	2011-03-03
700 UNITS OF FORD MOTOR COMPANY		2009-11-17	2011-03-03
150 UNITS OF FORD MOTOR COMPANY		2010-04-20	2011-03-03
75 UNITS OF *** SCHLUMBERGER LTD		2009-06-09	2011-03-03
125 UNITS OF ***SUNCOR ENERGY INC NEW		2009-11-27	2011-03-03
120 UNITS OF ENSCO PLC SPONSORED ADR ISIN#US29358Q1094		2009-07-24	2011-03-04

Form 990PF Part IV – Capital Gains and Losses for Tax on Investment Income – Columns a – d

(a) List and describe the kind(s) of property sold (e g , real estate, 2-story brick warehouse, or common stock, 200 shs MLC Co )	(b) How acquired P—Purchase D—Donation	(c) Date acquired (mo , day, yr )	(d) Date sold (mo , day, yr )
100 UNITS OF ENSCO PLC SPONSORED ADR ISIN#US29358Q1094		2010-02-12	2011-03-04
25 UNITS OF ***ALCON INC		2009-12-22	2011-03-04
25 UNITS OF ***ALCON INC		2010-01-07	2011-03-04
35 UNITS OF ***ALCON INC		2010-01-20	2011-03-04
250 UNITS OF CAPITAL ONE FINANCIAL CORP		2010-05-04	2011-03-07
100 UNITS OF KIMBERLY CLARK CORP		2010-08-11	2011-03-07
125 UNITS OF ***TYCO ELECTRONICS LTD SWITZERLAND US LIS		2009-10-07	2011-03-07
30 UNITS OF CME GROUP INC		2009-07-24	2011-03-07
150 UNITS OF EATON CORP		2010-11-17	2011-03-07
50 UNITS OF EATON CORP		2010-11-24	2011-03-07
25 UNITS OF KIMBERLY CLARK CORP		2010-08-11	2011-03-08
100 UNITS OF COSTCO WHOLESALE CORP-NEW		2009-07-24	2011-03-08
200 UNITS OF JPMORGAN CHASE & CO		2009-06-09	2011-03-09
25 UNITS OF OCCIDENTAL PETE CORP		2010-06-10	2011-03-09
50 UNITS OF OCCIDENTAL PETE CORP		2010-07-09	2011-03-09
125 UNITS OF PARKER HANNIFIN CORP		2010-12-07	2011-03-11
450 UNITS OF VODAFONE GROUP PLC SPON ADR NEW ISIN#US928		2009-06-09	2011-03-11
400 UNITS OF VODAFONE GROUP PLC SPON ADR NEW ISIN#US928		2009-07-24	2011-03-11
350 UNITS OF VODAFONE GROUP PLC SPON ADR NEW ISIN#US928		2010-10-04	2011-03-11
175 UNITS OF GILEAD SCIENCES INC		2009-07-24	2011-03-11
125 UNITS OF GOODRICH CORPORATION (FRM B F GOODRICH CO)		2010-04-07	2011-03-11
50 UNITS OF GOODRICH CORPORATION (FRM B F GOODRICH CO)		2010-08-09	2011-03-11
250 UNITS OF INTEL CORP		2009-07-24	2011-03-11
90 UNITS OF ***POTASH CORP OF SASKATCHEWAN INC CANADIA		2010-12-16	2011-03-11
150 UNITS OF ***COOPER INDUSTRIES PLC NEW IRELAND		2009-10-07	2011-03-14
100 UNITS OF KOHLS CORP		2009-07-24	2011-03-14
550 UNITS OF DELTA AIR LINES INC DEL COM NEW		2010-03-25	2011-03-16
500 UNITS OF DELTA AIR LINES INC DEL COM NEW		2010-11-18	2011-03-16
55 UNITS OF GOLDMAN SACHS GROUP INC		2010-01-25	2011-03-16
100 UNITS OF WALT DISNEY CO		2009-06-09	2011-03-16

Form 990PF Part IV - Capital Gains and Losses for Tax on Investment Income - Columns a - d

(a) List and describe the kind(s) of property sold (e g , real estate, 2-story brick warehouse, or common stock, 200 shs MLC Co )	(b) How acquired P—Purchase D—Donation	(c) Date acquired (mo , day, yr )	(d) Date sold (mo , day, yr )
100 UNITS OF WALT DISNEY CO		2009-07-24	2011-03-16
75 UNITS OF NEWFIELD EXPLORATION CO		2010-02-23	2011-03-17
17 UNITS OF CME GROUP INC		2009-07-24	2011-03-17
3 UNITS OF CME GROUP INC		2009-07-24	2011-03-17
30 UNITS OF CME GROUP INC		2010-09-01	2011-03-17
300 UNITS OF CISCO SYSTEMS INC		2010-10-01	2011-03-17
200 UNITS OF CISCO SYSTEMS INC		2010-10-05	2011-03-17
250 UNITS OF INTEL CORP		2009-09-21	2011-03-17
100 UNITS OF COSTCO WHOLESALE CORP-NEW		2010-05-12	2011-03-18
40 UNITS OF ***ALCON INC		2010-01-20	2011-03-22
35 UNITS OF ***ALCON INC		2010-05-12	2011-03-22
50 UNITS OF ENSCO PLC SPONSORED ADR ISIN#US29358Q1094		2010-02-12	2011-03-22
100 UNITS OF ENSCO PLC SPONSORED ADR ISIN#US29358Q1094		2010-02-16	2011-03-22
50 UNITS OF ENSCO PLC SPONSORED ADR ISIN#US29358Q1094		2010-04-21	2011-03-22
959 079 UNITS OF BERNSTEIN INTERNATIONAL PORTFOLIO		2009-06-09	2011-03-22
200 UNITS OF KOHLS CORP		2010-09-01	2011-03-23
125 UNITS OF NEWFIELD EXPLORATION CO		2010-02-23	2011-03-23
927 833 UNITS OF BERNSTEIN EMERGING MARKETS PORTFOLIO		2009-06-09	2011-03-23
50 UNITS OF OCCIDENTAL PETE CORP		2010-07-09	2011-03-24
125 UNITS OF *** SCHLUMBERGER LTD		2009-06-09	2011-03-28
200 UNITS OF EMERSON ELECTRIC CO		2011-02-04	2011-03-29
175 UNITS OF EMERSON ELECTRIC CO		2011-02-10	2011-03-29
175 UNITS OF EMERSON ELECTRIC CO		2011-02-24	2011-03-29
350 UNITS OF COMERICA INC		2010-05-07	2011-03-30
150 UNITS OF ***GARMIN LTD		2010-01-14	2011-03-30
250 UNITS OF ***GARMIN LTD		2010-03-26	2011-03-30
175 UNITS OF KIMBERLY CLARK CORP		2010-08-11	2011-03-30
70 UNITS OF JPMORGAN CHASE & CO		2009-06-09	2011-03-30
280 UNITS OF JPMORGAN CHASE & CO		2009-06-10	2011-03-30
200 UNITS OF *** CARNIVAL CORP		2010-10-18	2011-03-30

Form 990PF Part IV - Capital Gains and Losses for Tax on Investment Income - Columns a - d

(a) List and describe the kind(s) of property sold (e g , real estate, 2-story brick warehouse, or common stock, 200 shs MLC Co )	(b) How acquired P—Purchase D—Donation	(c) Date acquired (mo , day, yr )	(d) Date sold (mo , day, yr )
300 UNITS OF *** CARNIVAL CORP		2010-11-22	2011-03-30
125 UNITS OF *** CARNIVAL CORP		2011-03-14	2011-03-30
150 UNITS OF KOHLS CORP		2009-07-24	2011-03-30
50 UNITS OF KOHLS CORP		2010-04-16	2011-03-30
275 UNITS OF ALCOA INC		2010-11-12	2011-04-01
300 UNITS OF CISCO SYSTEMS INC		2011-01-24	2011-04-04
125 UNITS OF MCKESSON CORP		2011-02-25	2011-04-04
100 UNITS OF EATON CORP		2010-11-24	2011-04-05
100 UNITS OF EATON CORP		2010-12-03	2011-04-05
50 UNITS OF INTEL CORP		2009-09-21	2011-04-05
200 UNITS OF INTEL CORP		2009-11-23	2011-04-05
125 UNITS OF ***SUNCOR ENERGY INC NEW		2009-12-04	2011-04-05
50 UNITS OF KOHLS CORP		2010-04-16	2011-04-05
100 UNITS OF KOHLS CORP		2010-05-24	2011-04-05
200 UNITS OF SMITHFIELD FOODS INC		2009-06-29	2011-04-06
175 UNITS OF KOHLS CORP		2010-09-01	2011-04-07
25 UNITS OF KOHLS CORP		2010-09-29	2011-04-07
25 UNITS OF APPLE INC		2009-07-24	2011-04-07
50 UNITS OF HONEYWELL INTL INC		2010-06-24	2011-04-07
175 UNITS OF HONEYWELL INTL INC		2010-11-24	2011-04-07
25 UNITS OF HONEYWELL INTL INC		2011-01-27	2011-04-07
125 UNITS OF *** CARNIVAL CORP		2011-03-14	2011-04-08
175 UNITS OF HONEYWELL INTL INC		2011-01-27	2011-04-13
150 UNITS OF LIMITED BRANDS INC		2010-11-09	2011-04-13
150 UNITS OF LIMITED BRANDS INC		2011-01-04	2011-04-13
100 UNITS OF DELL INC		2009-08-17	2011-04-14
800 UNITS OF DELL INC		2009-11-23	2011-04-14
300 UNITS OF DELL INC		2009-12-16	2011-04-14
300 UNITS OF DELL INC		2010-09-02	2011-04-14
150 UNITS OF KOHLS CORP		2010-09-29	2011-04-14

Form 990PF Part IV – Capital Gains and Losses for Tax on Investment Income – Columns a – d

(a) List and describe the kind(s) of property sold (e g , real estate, 2-story brick warehouse, or common stock, 200 shs MLC Co )	(b) How acquired P—Purchase D—Donation	(c) Date acquired (mo , day, yr )	(d) Date sold (mo , day, yr )
150 UNITS OF KOHLS CORP		2011-01-24	2011-04-14
25 UNITS OF AON CORP		2011-01-03	2011-04-14
125 UNITS OF AON CORP		2011-01-03	2011-04-14
75 UNITS OF CAPITAL ONE FINANCIAL CORP		2010-05-04	2011-04-15
150 UNITS OF CAPITAL ONE FINANCIAL CORP		2010-08-30	2011-04-15
125 UNITS OF VIACOM INC NEW CLASS B		2010-12-13	2011-04-18
0 333 UNITS OF HUNTINGTON INGALLS INDUSTRIES INC		2011-04-01	2011-04-18
175 UNITS OF DIRECTV CLASS A NEW		2010-05-11	2011-04-19
75 UNITS OF AON CORP		2011-01-03	2011-04-20
250 UNITS OF AON CORP		2011-01-18	2011-04-20
25 UNITS OF AON CORP		2011-03-09	2011-04-20
400 UNITS OF NEWS CORP INC		2009-07-24	2011-04-20
20 UNITS OF GOLDMAN SACHS GROUP INC		2010-01-25	2011-04-25
25 UNITS OF GOLDMAN SACHS GROUP INC		2010-01-26	2011-04-25
25 UNITS OF GOLDMAN SACHS GROUP INC		2010-01-27	2011-04-25
300 UNITS OF EMC CORP-MASS		2009-07-24	2011-04-25
425 UNITS OF TEVA PHARMACEUTICAL INDUSTRIES LTD ADR ISI		2009-07-24	2011-04-27
125 UNITS OF TEVA PHARMACEUTICAL INDUSTRIES LTD ADR ISI		2011-01-24	2011-04-27
100 UNITS OF TEVA PHARMACEUTICAL INDUSTRIES LTD ADR ISI		2011-03-10	2011-04-27
150 UNITS OF ROVI CORP		2010-12-14	2011-04-27
75 UNITS OF ROVI CORP		2011-01-12	2011-04-27
300 UNITS OF ***TYCO ELECTRONICS LTD SWITZERLAND US LIS		2009-12-02	2011-04-28
300 UNITS OF CORNING INC		2009-09-30	2011-05-02
92 UNITS OF WELLS FARGO & CO		2009-07-24	2011-05-03
108 UNITS OF WELLS FARGO & CO		2009-12-15	2011-05-03
92 UNITS OF WELLS FARGO & CO		2009-12-15	2011-05-03
300 UNITS OF WELLS FARGO & CO		2009-12-23	2011-05-03
300 UNITS OF WELLS FARGO & CO		2010-01-20	2011-05-03
8 UNITS OF WELLS FARGO & CO		2010-01-26	2011-05-03
200 UNITS OF EDISON INTERNATIONAL		2010-12-01	2011-05-04

Form 990PF Part IV – Capital Gains and Losses for Tax on Investment Income - Columns a - d

(a) List and describe the kind(s) of property sold (e g , real estate, 2-story brick warehouse, or common stock, 200 shs MLC Co )	(b) How acquired P—Purchase D—Donation	(c) Date acquired (mo , day, yr )	(d) Date sold (mo , day, yr )
75 UNITS OF SOUTHWESTERN ENERGY CO		2010-10-20	2011-05-04
150 UNITS OF SOUTHWESTERN ENERGY CO		2010-11-10	2011-05-04
100 UNITS OF JOHNSON & JOHNSON		2010-06-30	2011-05-05
192 UNITS OF WELLS FARGO & CO		2010-01-26	2011-05-05
200 UNITS OF WELLS FARGO & CO		2010-01-27	2011-05-05
8 UNITS OF WELLS FARGO & CO		2010-04-16	2011-05-05
150 UNITS OF JUNIPER NETWORKS		2010-08-23	2011-05-05
25 UNITS OF JUNIPER NETWORKS		2011-01-24	2011-05-05
250 UNITS OF CAMERON INTERNATIONAL CORPORATION		2009-07-24	2011-05-06
50 UNITS OF LOWES COMPANIES INC		2010-04-16	2011-05-06
425 UNITS OF LOWES COMPANIES INC		2010-05-06	2011-05-06
450 UNITS OF BB&T CORP		2009-09-09	2011-05-11
250 UNITS OF BB&T CORP		2011-01-26	2011-05-11
100 UNITS OF ALLERGAN INC		2010-11-18	2011-05-11
50 UNITS OF GOLDMAN SACHS GROUP INC		2010-07-16	2011-05-12
25 UNITS OF GOLDMAN SACHS GROUP INC		2010-07-20	2011-05-12
25 UNITS OF GOLDMAN SACHS GROUP INC		2010-07-21	2011-05-12
200 UNITS OF EDISON INTERNATIONAL		2010-12-01	2011-05-13
200 UNITS OF EDISON INTERNATIONAL		2011-03-07	2011-05-13
50 UNITS OF GOLDMAN SACHS GROUP INC		2010-07-27	2011-05-13
100 UNITS OF COMCAST CORP NEW CL A		2010-03-08	2011-05-16
800 UNITS OF COMCAST CORP NEW CL A		2010-03-08	2011-05-16
150 UNITS OF DOW CHEMICAL CO		2010-05-11	2011-05-16
200 UNITS OF DOW CHEMICAL CO		2011-01-07	2011-05-16
71 UNITS OF JPMORGAN CHASE & CO		2009-06-09	2011-05-16
95 UNITS OF JPMORGAN CHASE & CO		2009-06-10	2011-05-16
75 UNITS OF JPMORGAN CHASE & CO		2009-06-12	2011-05-16
209 UNITS OF JPMORGAN CHASE & CO		2009-12-10	2011-05-16
225 UNITS OF DOW CHEMICAL CO		2010-06-09	2011-05-16
150 UNITS OF DOW CHEMICAL CO		2011-01-13	2011-05-16

Form 990PF Part IV - Capital Gains and Losses for Tax on Investment Income - Columns a - d

(a) List and describe the kind(s) of property sold (e g , real estate, 2-story brick warehouse, or common stock, 200 shs MLC Co )	(b) How acquired P—Purchase D—Donation	(c) Date acquired (mo , day, yr )	(d) Date sold (mo , day, yr )
670 UNITS OF JPMORGAN CHASE & CO		2009-07-24	2011-05-16
130 UNITS OF JPMORGAN CHASE & CO		2009-12-16	2011-05-16
150 UNITS OF GILEAD SCIENCES INC		2010-01-20	2011-05-17
25 UNITS OF GILEAD SCIENCES INC		2010-02-03	2011-05-17
350 UNITS OF ARCHER-DANIELS-MIDLAND CO		2010-10-21	2011-05-18
250 UNITS OF ARCHER-DANIELS-MIDLAND CO		2011-03-14	2011-05-18
86 UNITS OF ***INGERSOLL RAND PLC		2009-06-09	2011-05-18
64 UNITS OF ***INGERSOLL RAND PLC		2009-11-06	2011-05-18
150 UNITS OF TIME WARNER INC NEW		2009-07-24	2011-05-19
350 UNITS OF WELLS FARGO & CO		2010-04-16	2011-05-19
100 UNITS OF DOW CHEMICAL CO		2010-06-09	2011-05-19
50 UNITS OF DOW CHEMICAL CO		2010-07-21	2011-05-19
45 UNITS OF GOLDMAN SACHS GROUP INC		2010-08-03	2011-05-23
5 UNITS OF GOLDMAN SACHS GROUP INC		2010-08-25	2011-05-23
50 UNITS OF CAMERON INTERNATIONAL CORPORATION		2009-07-24	2011-05-24
100 UNITS OF CAMERON INTERNATIONAL CORPORATION		2011-01-18	2011-05-24
700 UNITS OF COMMERCIAL METALS CO		2010-04-23	2011-05-26
75 UNITS OF MORGAN STANLEY		2009-07-24	2011-05-26
475 UNITS OF MORGAN STANLEY		2009-10-16	2011-05-26
150 UNITS OF MORGAN STANLEY		2010-09-01	2011-05-26
200 UNITS OF RELIANCE STEEL & ALUMINUM CO		2011-01-18	2011-05-26
600 UNITS OF STEEL DYNAMICS INC		2011-01-18	2011-05-26
100 UNITS OF AON CORP		2011-03-09	2011-05-26
300 UNITS OF TIME WARNER INC NEW		2009-07-24	2011-05-26
200 UNITS OF TIME WARNER INC NEW		2010-07-29	2011-05-26
400 UNITS OF DELL INC		2010-09-02	2011-05-26
300 UNITS OF DELL INC		2010-09-28	2011-05-26
548 441 UNITS OF BERNSTEIN EMERGING MARKETS PORTFOLIO		2009-06-09	2011-05-26
150 UNITS OF CAMERON INTERNATIONAL CORPORATION		2011-01-27	2011-05-26
100 UNITS OF ***COOPER INDUSTRIES PLC NEW IRELAND		2009-10-07	2011-05-26



Form 990PF Part IV - Capital Gains and Losses for Tax on Investment Income - Columns a - d

(a) List and describe the kind(s) of property sold (e g , real estate, 2-story brick warehouse, or common stock, 200 shs MLC Co )	(b) How acquired P—Purchase D—Donation	(c) Date acquired (mo , day, yr )	(d) Date sold (mo , day, yr )
225 UNITS OF DTE ENERGY CO		2011-03-11	2011-06-02
25 UNITS OF DTE ENERGY CO		2011-03-15	2011-06-02
50 UNITS OF ***INGERSOLL RAND PLC		2009-11-06	2011-06-06
86 UNITS OF ***INGERSOLL RAND PLC		2009-11-06	2011-06-06
114 UNITS OF ***INGERSOLL RAND PLC		2009-11-09	2011-06-06
50 UNITS OF DEVON ENERGY CORPORATION NEW		2009-07-24	2011-06-07
100 UNITS OF DEVON ENERGY CORPORATION NEW		2009-12-02	2011-06-07
50 UNITS OF NEWFIELD EXPLORATION CO		2010-02-23	2011-06-07
125 UNITS OF NEWFIELD EXPLORATION CO		2010-09-27	2011-06-07
50 UNITS OF GOLDMAN SACHS GROUP INC		2010-08-25	2011-06-10
150 UNITS OF SOUTHWESTERN ENERGY CO		2010-11-18	2011-06-10
100 UNITS OF JOHNSON & JOHNSON		2010-06-30	2011-06-13
1082 141 UNITS OF BERNSTEIN EMERGING MARKETS PORTFOLIO		2009-06-09	2011-06-13
17 UNITS OF HUNTINGTON INGALLS INDUSTRIES INC		2009-07-24	2011-06-13
33 UNITS OF HUNTINGTON INGALLS INDUSTRIES INC		2009-07-29	2011-06-13
58 UNITS OF HUNTINGTON INGALLS INDUSTRIES INC		2010-10-04	2011-06-13
58 UNITS OF HUNTINGTON INGALLS INDUSTRIES INC		2010-12-06	2011-06-13
17 UNITS OF HUNTINGTON INGALLS INDUSTRIES INC		2011-01-27	2011-06-13
150 UNITS OF NEWFIELD EXPLORATION CO		2011-05-18	2011-06-14
110 UNITS OF LOWES COMPANIES INC		2010-05-06	2011-06-15
200 UNITS OF LOWES COMPANIES INC		2010-05-20	2011-06-15
200 UNITS OF AT&T INC		2011-03-08	2011-06-16
25 UNITS OF PARKER HANNIFIN CORP		2010-12-07	2011-06-21
100 UNITS OF PARKER HANNIFIN CORP		2011-01-03	2011-06-21
50 UNITS OF ***ACCENTURE PLC IRELAND SHS CL A		2010-10-05	2011-06-21
50 UNITS OF ***ACCENTURE PLC IRELAND SHS CL A		2010-10-07	2011-06-21
275 UNITS OF TIME WARNER CABLE INC		2009-06-09	2011-06-22
125 UNITS OF SMITHFIELD FOODS INC		2009-06-29	2011-06-23
325 UNITS OF SMITHFIELD FOODS INC		2009-07-24	2011-06-23
200 UNITS OF SMITHFIELD FOODS INC		2010-06-01	2011-06-23

Form 990PF Part IV - Capital Gains and Losses for Tax on Investment Income - Columns a - d

(a) List and describe the kind(s) of property sold (e g , real estate, 2-story brick warehouse, or common stock, 200 shs MLC Co )	(b) How acquired P—Purchase D—Donation	(c) Date acquired (mo , day, yr )	(d) Date sold (mo , day, yr )
1100 UNITS OF SPRINT NEXTEL CORPORATION		2011-03-15	2011-06-23
125 UNITS OF MOTOROLA SOLUTIONS INC		2011-03-14	2011-06-29
75 UNITS OF ***COOPER INDUSTRIES PLC NEW IRELAND		2009-10-07	2011-06-29
50 UNITS OF ***COOPER INDUSTRIES PLC NEW IRELAND		2010-02-16	2011-06-29
500 UNITS OF NEWS CORP INC		2009-07-24	2011-07-13
625 UNITS OF NEWS CORP INC		2010-06-22	2011-07-13
400 UNITS OF NEWS CORP INC		2010-10-05	2011-07-13
125 UNITS OF MOTOROLA SOLUTIONS INC		2011-03-14	2011-07-14
75 UNITS OF MOTOROLA SOLUTIONS INC		2011-04-06	2011-07-14
100 UNITS OF MOTOROLA SOLUTIONS INC		2011-04-06	2011-07-14
175 UNITS OF MOTOROLA SOLUTIONS INC		2011-05-19	2011-07-14
300 UNITS OF AT&T INC		2011-03-08	2011-07-15
1000 UNITS OF SPRINT NEXTEL CORPORATION		2011-03-15	2011-07-20
100 UNITS OF SPRINT NEXTEL CORPORATION		2011-04-11	2011-07-20
500 UNITS OF AT&T INC		2011-03-08	2011-07-21
100 UNITS OF AT&T INC		2011-03-14	2011-07-21
200 UNITS OF DELL INC		2010-09-28	2011-07-21
700 UNITS OF DELL INC		2010-10-06	2011-07-21
200 UNITS OF EXPRESS SCRIPTS INC COMMON		2010-05-04	2011-07-21
100 UNITS OF EXPRESS SCRIPTS INC COMMON		2010-09-24	2011-07-21
50 UNITS OF EXPRESS SCRIPTS INC COMMON		2010-10-11	2011-07-21
200 UNITS OF RIVERBED TECHNOLOGY INC		2011-02-07	2011-07-21
125 UNITS OF ENSCO PLC SPONSORED ADR ISIN#US29358Q1094		2010-04-21	2011-07-27
100 UNITS OF ENSCO PLC SPONSORED ADR ISIN#US29358Q1094		2010-06-01	2011-07-27
150 UNITS OF ENSCO PLC SPONSORED ADR ISIN#US29358Q1094		2011-01-24	2011-07-27
225 UNITS OF ENSCO PLC SPONSORED ADR ISIN#US29358Q1094		2011-05-12	2011-07-27
125 UNITS OF SOUTHWESTERN ENERGY CO		2011-03-18	2011-07-27
100 UNITS OF ***COOPER INDUSTRIES PLC NEW IRELAND		2010-02-16	2011-07-27
100 UNITS OF AT&T INC		2011-03-14	2011-07-28
500 UNITS OF AT&T INC		2011-04-06	2011-07-28

Form 990PF Part IV - Capital Gains and Losses for Tax on Investment Income - Columns a - d

(a) List and describe the kind(s) of property sold (e g , real estate, 2-story brick warehouse, or common stock, 200 shs MLC Co )	(b) How acquired P—Purchase D—Donation	(c) Date acquired (mo , day, yr )	(d) Date sold (mo , day, yr )
50 UNITS OF AT&T INC		2011-04-15	2011-07-28
100 UNITS OF DEVON ENERGY CORPORATION NEW		2009-12-02	2011-07-28
150 UNITS OF DEVON ENERGY CORPORATION NEW		2010-08-18	2011-07-28
50 UNITS OF DEVON ENERGY CORPORATION NEW		2010-12-27	2011-07-28
325 UNITS OF LOWES COMPANIES INC		2010-04-16	2011-08-01
90 UNITS OF LOWES COMPANIES INC		2010-05-06	2011-08-01
350 UNITS OF LOWES COMPANIES INC		2010-12-29	2011-08-01
25 UNITS OF LOWES COMPANIES INC		2010-12-30	2011-08-01
100 UNITS OF ***COOPER INDUSTRIES PLC NEW IRELAND		2010-02-26	2011-08-01
75 UNITS OF ***COOPER INDUSTRIES PLC NEW IRELAND		2010-02-16	2011-08-01
50 UNITS OF ***COOPER INDUSTRIES PLC NEW IRELAND		2010-02-26	2011-08-01
100 UNITS OF MONSANTO CO NEW		2010-08-06	2011-08-01
200 UNITS OF LOWES COMPANIES INC		2011-03-14	2011-08-02
200 UNITS OF NETAPP INC		2011-05-04	2011-08-03
50 UNITS OF GOODRICH CORPORATION (FRM B F GOODRICH CO )		2010-08-09	2011-08-03
50 UNITS OF GOODRICH CORPORATION (FRM B F GOODRICH CO )		2010-08-30	2011-08-03
325 UNITS OF HCA HOLDINGS INC		2011-03-29	2011-08-03
175 UNITS OF HCA HOLDINGS INC		2011-05-24	2011-08-03
50 UNITS OF OCCIDENTAL PETE CORP		2010-11-05	2011-08-03
50 UNITS OF OCCIDENTAL PETE CORP		2011-01-24	2011-08-03
250 UNITS OF RAYTHEON CO COM NEW		2011-01-24	2011-08-04
25 UNITS OF RAYTHEON CO COM NEW		2011-03-10	2011-08-04
375 UNITS OF ***NABORS INDUSTRIES LTD NEW		2011-02-24	2011-08-05
325 UNITS OF ***NABORS INDUSTRIES LTD NEW		2011-04-05	2011-08-05
200 UNITS OF ***NABORS INDUSTRIES LTD NEW		2011-05-16	2011-08-05
1700 UNITS OF OFFICE DEPOT INC		2009-12-03	2011-08-05
75 UNITS OF GAP INC		2010-02-25	2011-08-08
200 UNITS OF GAP INC		2010-03-11	2011-08-08
400 UNITS OF GAP INC		2010-03-19	2011-08-08
300 UNITS OF GAP INC		2010-07-29	2011-08-08

Form 990PF Part IV - Capital Gains and Losses for Tax on Investment Income - Columns a - d

(a) List and describe the kind(s) of property sold (e g , real estate, 2-story brick warehouse, or common stock, 200 shs MLC Co )	(b) How acquired P—Purchase D—Donation	(c) Date acquired (mo , day, yr )	(d) Date sold (mo , day, yr )
50 UNITS OF JOHNSON & JOHNSON		2010-06-30	2011-08-09
50 UNITS OF JOHNSON & JOHNSON		2010-06-30	2011-08-09
1100 UNITS OF SPRINT NEXTEL CORPORATION		2011-04-11	2011-08-09
1100 UNITS OF SPRINT NEXTEL CORPORATION		2011-05-02	2011-08-09
25 UNITS OF APPLE INC		2009-07-24	2011-08-10
50 UNITS OF HESS CORP COM		2010-07-27	2011-08-11
150 UNITS OF HESS CORP COM		2010-08-16	2011-08-11
150 UNITS OF HESS CORP COM		2011-05-17	2011-08-11
100 UNITS OF HESS CORP COM		2011-05-19	2011-08-11
150 UNITS OF HESS CORP COM		2011-05-19	2011-08-11
450 UNITS OF TESORO CORPORATION		2011-03-14	2011-08-11
50 UNITS OF DEVON ENERGY CORPORATION NEW		2010-12-27	2011-08-11
75 UNITS OF DEVON ENERGY CORPORATION NEW		2010-12-30	2011-08-11
50 UNITS OF OCCIDENTAL PETE CORP		2011-04-11	2011-08-11
75 UNITS OF OCCIDENTAL PETE CORP		2011-01-24	2011-08-11
325 UNITS OF NEWS CORP INC		2011-01-24	2011-08-12
20 UNITS OF APPLE INC		2009-07-24	2011-08-15
15 UNITS OF GOOGLE INC CL A		2009-06-09	2011-08-15
300 UNITS OF JUNIPER NETWORKS		2011-01-24	2011-08-15
200 UNITS OF KROGER CO		2011-01-24	2011-08-16
150 UNITS OF RAYTHEON CO COM NEW		2011-03-10	2011-08-16
125 UNITS OF RAYTHEON CO COM NEW		2011-05-06	2011-08-16
100 UNITS OF NORTHROP GRUMMAN CORP		2009-07-24	2011-08-19
50 UNITS OF NORTHROP GRUMMAN CORP		2009-07-29	2011-08-19
570 UNITS OF NEWS CORP INC		2009-07-24	2011-08-19
30 UNITS OF NEWS CORP INC		2010-10-11	2011-08-19
10 UNITS OF GOOGLE INC CL A		2009-06-09	2011-08-22
150 UNITS OF RIVERBED TECHNOLOGY INC		2011-02-07	2011-08-23
150 UNITS OF RIVERBED TECHNOLOGY INC		2011-02-24	2011-08-23
50 UNITS OF ***ACCENTURE PLC IRELAND SHS CL A		2010-10-07	2011-08-24

Form 990PF Part IV - Capital Gains and Losses for Tax on Investment Income - Columns a - d

(a) List and describe the kind(s) of property sold (e g , real estate, 2-story brick warehouse, or common stock, 200 shs MLC Co )	(b) How acquired P—Purchase D—Donation	(c) Date acquired (mo , day, yr )	(d) Date sold (mo , day, yr )
50 UNITS OF ***ACCENTURE PLC IRELAND SHS CL A		2010-10-22	2011-08-24
40 UNITS OF BUNGE LIMITED SHS ISIN#BMG169621056		2009-06-12	2011-08-26
60 UNITS OF BUNGE LIMITED SHS ISIN#BMG169621056		2009-07-24	2011-08-26
125 UNITS OF DOW CHEMICAL CO		2011-01-13	2011-08-29
500 UNITS OF DOW CHEMICAL CO		2011-01-25	2011-08-29
225 UNITS OF ***ROYAL CARIBBEAN CRUISES LTD		2010-01-19	2011-08-29
150 UNITS OF ***ROYAL CARIBBEAN CRUISES LTD		2011-07-22	2011-08-29
75 UNITS OF MONSANTO CO NEW		2010-08-06	2011-08-30
25 UNITS OF MONSANTO CO NEW		2010-08-30	2011-08-30
370 UNITS OF NEWS CORP INC		2010-10-11	2011-09-02
150 UNITS OF NEWS CORP INC		2011-01-24	2011-09-02
430 UNITS OF NEWS CORP INC		2011-01-24	2011-09-02
150 UNITS OF NORTHROP GRUMMAN CORP		2009-07-29	2011-09-06
100 UNITS OF NORTHROP GRUMMAN CORP		2010-10-04	2011-09-06
225 UNITS OF ORACLE CORP		2010-09-28	2011-09-08
100 UNITS OF STANLEY BLACK & DECKER INC		2010-12-28	2011-09-12
200 UNITS OF GENERAL ELECTRIC CO		2010-01-04	2011-09-14
400 UNITS OF GENERAL ELECTRIC CO		2010-02-10	2011-09-14
25 UNITS OF GOLDMAN SACHS GROUP INC		2010-09-08	2011-09-14
25 UNITS OF GOLDMAN SACHS GROUP INC		2010-09-10	2011-09-14
100 UNITS OF UNITEDHEALTH GROUP INC		2011-06-17	2011-09-19
30 UNITS OF AMAZON COM INC		2009-06-23	2011-09-21
75 UNITS OF CELGENE CORP		2009-07-24	2011-09-21
100 UNITS OF CELGENE CORP		2010-05-06	2011-09-21
50 UNITS OF NOBLE ENERGY INC		2010-02-01	2011-09-26
50 UNITS OF NOBLE ENERGY INC		2010-02-02	2011-09-26
100 UNITS OF STANLEY BLACK & DECKER INC		2011-05-16	2011-09-27
50 UNITS OF STANLEY BLACK & DECKER INC		2010-12-28	2011-09-27
100 UNITS OF STANLEY BLACK & DECKER INC		2011-04-08	2011-09-27
30 UNITS OF APPLE INC		2009-07-24	2011-09-29

Form 990PF Part IV - Capital Gains and Losses for Tax on Investment Income - Columns a - d

(a) List and describe the kind(s) of property sold (e g , real estate, 2-story brick warehouse, or common stock, 200 shs MLC Co )	(b) How acquired P—Purchase D—Donation	(c) Date acquired (mo , day, yr )	(d) Date sold (mo , day, yr )
425 UNITS OF ALCOA INC		2010-11-12	2011-09-30
175 UNITS OF ALCOA INC		2010-12-06	2011-09-30
15 UNITS OF ANADARKO PETROLEUM CORP		2011-06-07	2011-09-30
100 UNITS OF ANADARKO PETROLEUM CORP		2011-06-10	2011-09-30
50 UNITS OF ANADARKO PETROLEUM CORP		2011-07-01	2011-09-30
125 UNITS OF BUNGE LIMITED SHS ISIN#BMG169621056		2009-07-24	2011-09-30
125 UNITS OF PROCTER & GAMBLE CO		2011-03-14	2011-10-03
50 UNITS OF OCCIDENTAL PETE CORP		2011-04-11	2011-10-04
75 UNITS OF OCCIDENTAL PETE CORP		2011-05-20	2011-10-04
625 UNITS OF ALCOA INC		2010-12-06	2011-10-05
475 UNITS OF ALCOA INC		2011-08-30	2011-10-05
200 UNITS OF ALTRIA GROUP INC		2010-09-23	2011-10-06
250 UNITS OF ALTRIA GROUP INC		2011-01-24	2011-10-06
25 UNITS OF GILEAD SCIENCES INC		2009-07-24	2011-10-06
170 UNITS OF GILEAD SCIENCES INC		2010-04-13	2011-10-06
50 UNITS OF BUNGE LIMITED SHS ISIN#BMG169621056		2010-06-10	2011-10-07
50 UNITS OF BUNGE LIMITED SHS ISIN#BMG169621056		2010-07-12	2011-10-07
125 UNITS OF BUNGE LIMITED SHS ISIN#BMG169621056		2010-06-10	2011-10-07
50 UNITS OF BUNGE LIMITED SHS ISIN#BMG169621056		2010-07-12	2011-10-07
100 UNITS OF BUNGE LIMITED SHS ISIN#BMG169621056		2011-01-24	2011-10-07
75 UNITS OF ***ACCENTURE PLC IRELAND SHS CL A		2010-10-22	2011-10-07
50 UNITS OF ***ACCENTURE PLC IRELAND SHS CL A		2011-01-24	2011-10-07
86 UNITS OF ***INGERSOLL RAND PLC		2009-11-09	2011-10-10
239 UNITS OF ***INGERSOLL RAND PLC		2010-04-20	2011-10-10
165 UNITS OF ***NEXEN INC		2009-06-10	2011-10-12
235 UNITS OF ***NEXEN INC		2009-07-14	2011-10-12
400 UNITS OF ***NEXEN INC		2009-07-24	2011-10-12
400 UNITS OF ***NEXEN INC		2010-01-29	2011-10-12
200 UNITS OF NORTHROP GRUMMAN CORP		2010-10-04	2011-10-17
25 UNITS OF GOLDMAN SACHS GROUP INC		2010-09-10	2011-10-19

Form 990PF Part IV - Capital Gains and Losses for Tax on Investment Income - Columns a - d

(a) List and describe the kind(s) of property sold (e g , real estate, 2-story brick warehouse, or common stock, 200 shs MLC Co )	(b) How acquired P—Purchase D—Donation	(c) Date acquired (mo , day, yr )	(d) Date sold (mo , day, yr )
25 UNITS OF GOLDMAN SACHS GROUP INC		2010-09-15	2011-10-19
125 UNITS OF UNITED TECHNOLOGIES CORP		2011-08-04	2011-10-19
75 UNITS OF CELGENE CORP		2010-05-12	2011-10-20
300 UNITS OF RIVERBED TECHNOLOGY INC		2011-04-28	2011-10-20
500 UNITS OF DELL INC		2010-10-12	2011-10-25
50 UNITS OF NORTHROP GRUMMAN CORP		2010-10-04	2011-10-25
100 UNITS OF NORTHROP GRUMMAN CORP		2010-12-06	2011-10-25
100 UNITS OF DIRECTV CLASS A NEW		2010-05-11	2011-10-26
150 UNITS OF DIRECTV CLASS A NEW		2011-01-18	2011-10-26
25 UNITS OF DIRECTV CLASS A NEW		2011-01-24	2011-10-26
75 UNITS OF DEVON ENERGY CORPORATION NEW		2010-12-30	2011-10-27
250 UNITS OF WELLS FARGO & CO		2010-04-16	2011-10-27
500 UNITS OF WELLS FARGO & CO		2011-02-15	2011-10-27
75 UNITS OF BORG WARNER AUTOMOTIVE INC		2011-02-11	2011-10-27
125 UNITS OF CITRIX SYSTEMS INC		2010-09-24	2011-10-27
100 UNITS OF CELGENE CORP		2010-07-16	2011-10-27
175 UNITS OF CONOCOPHILLIPS		2009-11-05	2011-10-28
100 UNITS OF CONOCOPHILLIPS		2009-11-13	2011-10-28
25 UNITS OF CONOCOPHILLIPS		2009-11-17	2011-10-28
25 UNITS OF GOODRICH CORPORATION (FRM B F GOODRICH CO )		2010-08-30	2011-10-28
25 UNITS OF GOODRICH CORPORATION (FRM B F GOODRICH CO )		2011-01-24	2011-10-28
150 UNITS OF LIMITED BRANDS INC		2011-01-04	2011-10-28
150 UNITS OF STARBUCKS CORP		2010-09-08	2011-10-28
100 UNITS OF WALT DISNEY CO		2009-07-24	2011-10-31
100 UNITS OF WALT DISNEY CO		2010-05-10	2011-10-31
50 UNITS OF PROCTER & GAMBLE CO		2011-03-14	2011-10-31
25 UNITS OF PROCTER & GAMBLE CO		2011-04-14	2011-10-31
200 UNITS OF JOHNSON CONTROLS INC		2009-08-14	2011-11-01
158 UNITS OF JPMORGAN CHASE & CO		2009-07-24	2011-11-02
125 UNITS OF MONSANTO CO NEW		2010-08-30	2011-11-04

Form 990PF Part IV - Capital Gains and Losses for Tax on Investment Income - Columns a - d

(a) List and describe the kind(s) of property sold (e g , real estate, 2-story brick warehouse, or common stock, 200 shs MLC Co )	(b) How acquired P—Purchase D—Donation	(c) Date acquired (mo , day, yr )	(d) Date sold (mo , day, yr )
250 UNITS OF SMITHFIELD FOODS INC		2010-06-01	2011-11-07
300 UNITS OF SMITHFIELD FOODS INC		2011-05-17	2011-11-07
75 UNITS OF ALLERGAN INC		2010-11-18	2011-11-07
75 UNITS OF PROCTER & GAMBLE CO		2011-04-14	2011-11-08
300 UNITS OF COMCAST CORP NEW CL A		2010-03-12	2011-11-09
300 UNITS OF COMCAST CORP NEW CL A		2010-04-01	2011-11-09
25 UNITS OF ANADARKO PETROLEUM CORP		2011-07-22	2011-11-10
300 UNITS OF COMCAST CORP NEW CL A		2010-04-14	2011-11-11
50 UNITS OF COMCAST CORP NEW CL A		2010-05-04	2011-11-11
242 UNITS OF JPMORGAN CHASE & CO		2009-07-24	2011-11-11
50 UNITS OF ROVI CORP		2011-01-12	2011-11-11
175 UNITS OF ROVI CORP		2011-03-18	2011-11-11
100 UNITS OF ROVI CORP		2011-06-30	2011-11-11
225 UNITS OF ARUBA NETWORKS INC		2011-07-26	2011-11-14
250 UNITS OF ARUBA NETWORKS INC		2011-07-26	2011-11-14
2 UNITS OF NVR INC		2009-07-28	2011-11-15
11 UNITS OF NVR INC		2009-07-08	2011-11-15
3 UNITS OF NVR INC		2009-07-28	2011-11-15
275 UNITS OF MARATHON PETE CORP COM		2010-05-20	2011-11-16
75 UNITS OF MARATHON PETE CORP COM		2010-06-17	2011-11-16
50 UNITS OF MARATHON PETE CORP COM		2010-06-21	2011-11-16
75 UNITS OF NOBLE ENERGY INC		2010-02-03	2011-11-16
25 UNITS OF NOBLE ENERGY INC		2010-04-09	2011-11-16
50 UNITS OF GOLDMAN SACHS GROUP INC		2010-09-16	2011-11-17
25 UNITS OF GOLDMAN SACHS GROUP INC		2010-09-24	2011-11-17
25 UNITS OF GOLDMAN SACHS GROUP INC		2010-10-07	2011-11-17
125 UNITS OF LAS VEGAS SANDS CORP		2011-08-24	2011-11-17
200 UNITS OF METLIFE INC		2011-03-07	2011-11-17
75 UNITS OF CELGENE CORP		2011-02-16	2011-11-18
50 UNITS OF NOBLE ENERGY INC		2010-04-09	2011-11-22



Form 990PF Part IV - Capital Gains and Losses for Tax on Investment Income - Columns a - d

(a) List and describe the kind(s) of property sold (e g , real estate, 2-story brick warehouse, or common stock, 200 shs MLC Co )	(b) How acquired P—Purchase D—Donation	(c) Date acquired (mo , day, yr )	(d) Date sold (mo , day, yr )
230 UNITS OF GILEAD SCIENCES INC		2010-04-13	2011-11-23
125 UNITS OF GILEAD SCIENCES INC		2010-05-11	2011-11-23
45 UNITS OF GILEAD SCIENCES INC		2011-02-01	2011-11-23
150 UNITS OF DOW CHEMICAL CO		2010-07-21	2011-11-23
25 UNITS OF DOW CHEMICAL CO		2010-07-28	2011-11-23
150 UNITS OF JOHNSON CONTROLS INC		2009-11-16	2011-11-23
50 UNITS OF JOHNSON CONTROLS INC		2010-03-01	2011-11-23
200 UNITS OF JPMORGAN CHASE & CO		2009-07-24	2011-11-25
125 UNITS OF GILEAD SCIENCES INC		2009-06-09	2011-11-28
150 UNITS OF WELLPOINT INC		2011-03-07	2011-12-05
75 UNITS OF GOODRICH CORPORATION (FRM B F GOODRICH CO)		2011-01-24	2011-12-06
200 UNITS OF RIVERBED TECHNOLOGY INC		2011-05-11	2011-12-06
25 UNITS OF RIVERBED TECHNOLOGY INC		2011-06-24	2011-12-06
75 UNITS OF CONOCOPHILLIPS		2009-11-17	2011-12-08
100 UNITS OF CONOCOPHILLIPS		2009-12-16	2011-12-08
75 UNITS OF CONOCOPHILLIPS		2011-04-12	2011-12-08
150 UNITS OF CONOCOPHILLIPS		2011-04-15	2011-12-08
100 UNITS OF CONOCOPHILLIPS		2011-06-07	2011-12-08
75 UNITS OF PEPSICO INC		2011-09-22	2011-12-08
140 UNITS OF COMCAST CORP NEW CL A		2011-01-24	2011-12-12
58 UNITS OF COMCAST CORP NEW CL A		2011-02-28	2011-12-12
25 UNITS OF CELGENE CORP		2011-03-31	2011-12-13
75 UNITS OF CELGENE CORP		2011-02-16	2011-12-13
75 UNITS OF CELGENE CORP		2011-03-31	2011-12-14
175 UNITS OF RIVERBED TECHNOLOGY INC		2011-06-24	2011-12-15
25 UNITS OF CONOCOPHILLIPS		2011-07-15	2011-12-16
200 UNITS OF CONOCOPHILLIPS		2011-06-07	2011-12-16
25 UNITS OF CONOCOPHILLIPS		2011-07-15	2011-12-16
175 UNITS OF LOWES COMPANIES INC		2010-12-30	2011-12-21
75 UNITS OF LOWES COMPANIES INC		2011-01-25	2011-12-21

Form 990PF Part IV - Capital Gains and Losses for Tax on Investment Income - Columns a - d

(a) List and describe the kind(s) of property sold (e g , real estate, 2-story brick warehouse, or common stock, 200 shs MLC Co )	(b) How acquired P—Purchase D—Donation	(c) Date acquired (mo , day, yr )	(d) Date sold (mo , day, yr )
225 UNITS OF UNITEDHEALTH GROUP INC		2011-06-17	2011-12-21
75 UNITS OF UNITEDHEALTH GROUP INC		2011-06-24	2011-12-21
175 UNITS OF ***ACCENTURE PLC IRELAND SHS CL A		2011-01-24	2011-12-21
175 UNITS OF EMC CORP-MASS		2009-07-24	2011-12-21
125 UNITS OF EMC CORP-MASS		2009-12-22	2011-12-21
7288 63 UNITS OF BERNSTEIN INTERMEDIATE DURATION PORTFOLIO		2010-04-21	2011-01-04
1120 059 UNITS OF BERNSTEIN INTERMEDIATE DURATION PORTFOLIO		2010-04-21	2011-01-05
14556 041 UNITS OF BERNSTEIN INTERMEDIATE DURATION PORTFOLIO		2010-04-21	2011-01-12
40992 835 UNITS OF BERNSTEIN INTERMEDIATE DURATION PORTFOLIO		2010-04-21	2011-01-19
0 663 UNITS OF BERNSTEIN INTERMEDIATE DURATION PORTFOLIO		2010-04-22	2011-01-19
271 231 UNITS OF BERNSTEIN INTERMEDIATE DURATION PORTFOLIO		2010-05-20	2011-01-19
282 461 UNITS OF BERNSTEIN INTERMEDIATE DURATION PORTFOLIO		2010-06-18	2011-01-19
257 98 UNITS OF BERNSTEIN INTERMEDIATE DURATION PORTFOLIO		2010-07-20	2011-01-19
235 181 UNITS OF BERNSTEIN INTERMEDIATE DURATION PORTFOLIO		2010-08-20	2011-01-19
205 12 UNITS OF BERNSTEIN INTERMEDIATE DURATION PORTFOLIO		2010-09-20	2011-01-19
203 281 UNITS OF BERNSTEIN INTERMEDIATE DURATION PORTFOLIO		2010-10-20	2011-01-19
204 719 UNITS OF BERNSTEIN INTERMEDIATE DURATION PORTFOLIO		2010-11-19	2011-01-19
745 553 UNITS OF BERNSTEIN INTERMEDIATE DURATION PORTFOLIO		2010-12-07	2011-01-19
190 682 UNITS OF BERNSTEIN INTERMEDIATE DURATION PORTFOLIO		2010-12-20	2011-01-19
77 155 UNITS OF BERNSTEIN INTERMEDIATE DURATION PORTFOLIO		2010-12-31	2011-01-19
KKR & CO	P		
AP ALTERNATIVE ASSETS	P		
ORION FUTURES FUND	P		
ROUNDING	P		
CAPITAL GAINS DIVIDENDS	P		

Form 990PF Part IV - Capital Gains and Losses for Tax on Investment Income - Columns e - h

(e) Gross sales price	(f) Depreciation allowed (or allowable)	(g) Cost or other basis plus expense of sale	(h) Gain or (loss) (e) plus (f) minus (g)
4,457		4,461	-4
6,391		5,958	433
6,773		5,889	884
7,029		6,024	1,005
144,080		107,663	36,417
113,538		93,560	19,978
113,538		94,018	19,520
6,572		5,822	750
439		375	64
52,499		50,101	2,398
209,996		204,918	5,078
52,499		43,878	8,621
52,060		42,878	9,182
104,998		89,540	15,458
4,510		4,517	-7
25		25	0
16,200			16,200
19		20	-1
3,730		3,763	-33
3,714		3,739	-25
3,999		3,700	299
4,011		3,661	350
70,394		66,912	3,482
70,394		61,588	8,806
234,645		210,700	23,945
2,192		2,100	92
12		12	0
399,992		228,368	171,624
284,995		301,850	-16,855
94,998		90,250	4,748

Form 990PF Part IV - Capital Gains and Losses for Tax on Investment Income - Columns e - h

(e) Gross sales price	(f) Depreciation allowed (or allowable)	(g) Cost or other basis plus expense of sale	(h) Gain or (loss) (e) plus (f) minus (g)
95,663		62,465	33,198
15,600			15,600
24,180			24,180
88,653		31,450	57,203
149,871		146,720	3,151
11			11
52,499		50,846	1,653
52,499		46,475	6,024
104,998		94,733	10,265
4,000			4,000
4,000			4,000
726		659	67
494		362	132
906		676	230
3		3	0
20		18	2
5,331		6,053	-722
499		541	-42
1,954		1,810	144
1,097		750	347
2,551		1,803	748
104,881		76,834	28,047
56,317		35,522	20,795
1,712		1,155	557
66,382		41,977	24,405
8		11	-3
37		35	2
37,704		15,725	21,979
155,869		137,977	17,892
339,083		351,472	-12,389

Form 990PF Part IV - Capital Gains and Losses for Tax on Investment Income - Columns e - h

(e) Gross sales price	(f) Depreciation allowed (or allowable)	(g) Cost or other basis plus expense of sale	(h) Gain or (loss) (e) plus (f) minus (g)
18,500		5,258	13,242
1,212		1,245	-33
71		75	-4
3,154		3,567	-413
78,137		83,316	-5,179
448		526	-78
155,148		165,565	-10,417
488		527	-39
1,764		1,759	5
1,856		1,541	315
2,140		1,534	606
2,204		1,425	779
855		884	-29
856		831	25
985		882	103
1,065		879	186
80,966		69,530	11,436
2,404		2,087	317
142,245		123,840	18,405
1,090		1,073	17
44,336		44,808	-472
5,719		2,800	2,919
2,541		1,417	1,124
77,674		84,147	-6,473
503		528	-25
58,421		36,695	21,726
69,920		41,525	28,395
44		45	-1
53		54	-1
79,998		77,600	2,398

Form 990PF Part IV - Capital Gains and Losses for Tax on Investment Income - Columns e - h

(e) Gross sales price	(f) Depreciation allowed (or allowable)	(g) Cost or other basis plus expense of sale	(h) Gain or (loss) (e) plus (f) minus (g)
239,995		215,762	24,233
5,000			5,000
11,000			11,000
15,100			15,100
40		39	1
256		225	31
261		225	36
304		225	79
286,796		205,354	81,442
71,699		53,300	18,399
71,699		51,223	20,476
183		186	-3
142,800		139,125	3,675
10,200		9,943	257
102,000		99,438	2,562
51,000		49,643	1,357
51,000		49,505	1,495
25,500		24,441	1,059
53,040		50,083	2,957
1,772		1,871	-99
82,048		77,600	4,448
4		4	0
			0
4		4	0
21		18	3
1		1	0
6		4	2
16		10	6
			0
3		2	1

Form 990PF Part IV - Capital Gains and Losses for Tax on Investment Income - Columns e - h

(e) Gross sales price	(f) Depreciation allowed (or allowable)	(g) Cost or other basis plus expense of sale	(h) Gain or (loss) (e) plus (f) minus (g)
16,500			16,500
12,060			12,060
169,657		175,250	-5,593
135,700		82,452	53,248
27,534		16,800	10,734
4,920		100	4,820
115,502		140,200	-24,698
2,667		2,975	-308
3,184		3,464	-280
1,665		1,905	-240
3,592		3,443	149
120,349		82,795	37,554
4,068		3,473	595
3,666		3,495	171
3,425		3,400	25
3,818		3,420	398
4,920		60	4,860
12		15	-3
103,928		138,521	-34,593
41,571		54,737	-13,166
829		1,156	-327
917		1,190	-273
314,244		299,400	14,844
50,947		57,961	-7,014
29,904		35,050	-5,146
59,809		69,700	-9,891
59,809		68,789	-8,980
149,522		165,751	-16,229
5,600			5,600
24,000			24,000

Form 990PF Part IV - Capital Gains and Losses for Tax on Investment Income - Columns e - h

(e) Gross sales price	(f) Depreciation allowed (or allowable)	(g) Cost or other basis plus expense of sale	(h) Gain or (loss) (e) plus (f) minus (g)
29		42	-13
37,833		37,778	55
56,750		56,454	296
37,833		36,740	1,093
189,166		179,477	9,689
178,438		204,623	-26,185
107,063		125,037	-17,974
35,688		43,159	-7,471
35,688		42,051	-6,363
71,332		75,814	-4,482
947		1,250	-303
1,024		1,253	-229
293,930		298,160	-4,230
266,545		264,398	2,147
237,577		304,894	-67,317
47,515		60,591	-13,076
291		375	-84
374		379	-5
270,995		298,000	-27,005
150,707		182,930	-32,223
75,353		99,943	-24,590
75,353		92,016	-16,663
1,658		2,063	-405
14,250		19,950	-5,700
9,728		14,439	-4,711
9,694		13,776	-4,082
8,791		12,369	-3,578
28,499		30,499	-2,000
842		900	-58
884		890	-6



Form 990PF Part IV - Capital Gains and Losses for Tax on Investment Income - Columns e - h

(e) Gross sales price	(f) Depreciation allowed (or allowable)	(g) Cost or other basis plus expense of sale	(h) Gain or (loss) (e) plus (f) minus (g)
67,102		121,250	-54,148
40,261		66,150	-25,889
26,841		46,200	-19,359
35		50	-15
18		21	-3
85,538		113,717	-28,179
42,769		55,350	-12,581
42,769		51,700	-8,931
292,350		346,232	-53,882
58,470		70,903	-12,433
1,208		1,536	-328
1,246		1,250	-4
1,233		1,227	6
2,095		1,911	184
1,595		1,334	261
212,896		267,968	-55,072
42,579		51,137	-8,558
2,757		3,163	-406
2,969		3,360	-391
3,067		3,144	-77
3,591		3,121	470
147,616		190,075	-42,459
59,046		74,577	-15,531
1,307		1,645	-338
1,527		1,623	-96
197,696		214,400	-16,704
1,642		1,827	-185
1,672		1,812	-140
2,122		2,125	-3
2,940		2,992	-52

Form 990PF Part IV - Capital Gains and Losses for Tax on Investment Income - Columns e - h

(e) Gross sales price	(f) Depreciation allowed (or allowable)	(g) Cost or other basis plus expense of sale	(h) Gain or (loss) (e) plus (f) minus (g)
2,592		2,612	-20
2,887		2,601	286
3,880		3,097	783
362,443		360,167	2,276
723		877	-154
784		875	-91
724		794	-70
1,189		1,053	136
2,683		3,768	-1,085
2,991		3,757	-766
532		753	-221
640		752	-112
53,937		77,489	-23,552
26,968		42,868	-15,900
43,150		55,459	-12,309
161,811		180,290	-18,479
53,937		67,112	-13,175
53,937		62,786	-8,849
2,858		4,506	-1,648
2,805		4,424	-1,619
2,512		4,033	-1,521
2,418		3,882	-1,464
2,511		3,154	-643
712		1,121	-409
2,089		2,470	-381
1,463		1,729	-266
86,505		83,134	3,371
1,957		2,382	-425
2,039		2,378	-339
2,167		1,843	324

Form 990PF Part IV - Capital Gains and Losses for Tax on Investment Income - Columns e - h

(e) Gross sales price	(f) Depreciation allowed (or allowable)	(g) Cost or other basis plus expense of sale	(h) Gain or (loss) (e) plus (f) minus (g)
2,319		1,829	490
1,440		1,616	-176
1,496		1,608	-112
1,590		1,247	343
1,701		1,237	464
63,459		56,231	7,228
5,190		7,614	-2,424
256,795		267,600	-10,805
128,398		137,795	-9,397
808		800	8
2,556		2,390	166
261,718		322,400	-60,682
1,335		1,292	43
214,235		309,700	-95,465
107,117		137,958	-30,841
42,749		55,350	-12,601
42,749		59,233	-16,484
28,499		38,300	-9,801
42,749		58,950	-16,201
42,749		57,750	-15,001
9,409		13,600	-4,191
9,215		12,461	-3,246
126,718		167,680	-40,962
79,198		109,640	-30,442
31,679		48,840	-17,161
136,881		134,892	1,989
109,410		109,363	47
938		922	16
109,410		86,127	23,283
1,475		1,323	152

Form 990PF Part IV - Capital Gains and Losses for Tax on Investment Income - Columns e - h

(e) Gross sales price	(f) Depreciation allowed (or allowable)	(g) Cost or other basis plus expense of sale	(h) Gain or (loss) (e) plus (f) minus (g)
1,330		1,327	3
1,565		1,330	235
247,401		257,670	-10,269
70,686		75,000	-4,314
70,686		74,350	-3,664
35,343		34,283	1,060
70,686		68,710	1,976
3,081		2,940	141
3,551		3,099	452
124,998		78,625	46,373
199,996		168,972	31,024
99,998		69,900	30,098
156,617		173,884	-17,267
130,514		146,250	-15,736
52,206		53,188	-982
26,103		26,093	10
52,206		55,292	-3,086
52,206		56,481	-4,275
52,206		49,952	2,254
356,626		285,753	70,873
161,224		129,404	31,820
2,818		2,200	618
40,306		32,147	8,159
76,259		61,313	14,946
3,906		3,081	825
354,191		147,215	206,976
8,513		2,625	5,888
8,582		2,644	5,938
5,790		2,663	3,127
4,505		2,676	1,829

Form 990PF Part IV - Capital Gains and Losses for Tax on Investment Income - Columns e - h

(e) Gross sales price	(f) Depreciation allowed (or allowable)	(g) Cost or other basis plus expense of sale	(h) Gain or (loss) (e) plus (f) minus (g)
2,699		1,812	887
2,612		1,818	794
1,427		1,050	377
15,304		18,380	-3,076
5,582		4,370	1,212
568		584	-16
69		85	-16
159,747		220,390	-60,643
105,625		151,111	-45,486
254		335	-81
402		500	-98
95,848		113,274	-17,426
63,899		75,356	-11,457
559		751	-192
31,949		36,850	-4,901
578		751	-173
247,156		189,357	57,799
1,885		1,432	453
49,431		33,758	15,673
2,276		1,729	547
2,361		1,815	546
181,311		128,079	53,232
1,383		968	415
36,262		22,834	13,428
1,669		1,169	500
1,732		1,227	505
59,500		79,881	-20,381
89,249		118,347	-29,098
148,749		190,540	-41,791
9,000		11,100	-2,100

Form 990PF Part IV - Capital Gains and Losses for Tax on Investment Income - Columns e - h

(e) Gross sales price	(f) Depreciation allowed (or allowable)	(g) Cost or other basis plus expense of sale	(h) Gain or (loss) (e) plus (f) minus (g)
41		46	-5
68		72	-4
			0
8,200		100	8,100
7,000		1,845	5,155
10,500		1,845	8,655
16,200		900	15,300
1		1	0
12		13	-1
24		29	-5
18		24	-6
27		28	-1
31		36	-5
30		33	-3
9		10	-1
32		34	-2
74		84	-10
24		32	-8
3		3	0
6		10	-4
7		10	-3
8		8	0
3,781		3,667	114
2,521		2,410	111
13		13	0
6		6	0
119,998		116,310	3,688
129,998		125,657	4,341
5,500			5,500
5,050			5,050

Form 990PF Part IV - Capital Gains and Losses for Tax on Investment Income - Columns e - h

(e) Gross sales price	(f) Depreciation allowed (or allowable)	(g) Cost or other basis plus expense of sale	(h) Gain or (loss) (e) plus (f) minus (g)
2,334		2,482	-148
94,094		88,035	6,059
271,245		265,195	6,050
841		745	96
65,699		63,007	2,692
197,254		190,403	6,851
65,751		58,210	7,541
75,527		62,829	12,698
234,664		232,620	2,044
139,997		134,794	5,203
12,425			12,425
6,300			6,300
16		18	-2
51		50	1
31,199		30,393	806
13,036			13,036
2,990			2,990
4,880		2,567	2,313
1,220		728	492
5,710		4,507	1,203
2,747		2,453	294
1,374		1,355	19
9,750		7,727	2,023
14,639		13,360	1,279
5,577		5,382	195
10,546		6,616	3,930
8,203		5,893	2,310
2,244		2,221	23
10,520		8,602	1,918
1,630		1,288	342

Form 990PF Part IV - Capital Gains and Losses for Tax on Investment Income - Columns e - h

(e) Gross sales price	(f) Depreciation allowed (or allowable)	(g) Cost or other basis plus expense of sale	(h) Gain or (loss) (e) plus (f) minus (g)
8,152		7,013	1,139
8,152		7,082	1,070
5,901		5,191	710
7,724		7,016	708
8,463		5,263	3,200
1,145		1,398	-253
11,454		14,462	-3,008
4,075		4,025	50
2,810		2,967	-157
11,028		8,494	2,534
8,823		8,117	706
1,718		1,340	378
8,590		6,062	2,528
7,909		5,463	2,446
4,933		2,389	2,544
8,014		8,041	-27
9,963		6,226	3,737
9,963		7,020	2,943
26,737		32,433	-5,696
6,875		5,587	1,288
6,875		5,658	1,217
10,313		8,933	1,380
4,084		4,065	19
2,792		2,967	-175
5,585		6,196	-611
5,362		4,254	1,108
4,622		3,595	1,027
8,776		7,787	989
7,074		5,476	1,598
2,358		1,756	602



Form 990PF Part IV - Capital Gains and Losses for Tax on Investment Income - Columns e - h

(e) Gross sales price	(f) Depreciation allowed (or allowable)	(g) Cost or other basis plus expense of sale	(h) Gain or (loss) (e) plus (f) minus (g)
13,866		15,339	-1,473
6,670		6,503	167
6,539		4,106	2,433
5,772		3,420	2,352
5,993		2,986	3,007
4,803		4,977	-174
4,807		3,449	1,358
10,816		9,208	1,608
9,614		9,438	176
5,797		5,367	430
8,689		5,812	2,877
951		875	76
6,655		6,123	532
3,803		3,499	304
6,088		5,438	650
10,550		9,671	879
1,623		1,759	-136
812		879	-67
6,367		4,576	1,791
2,122		1,555	567
5,805		6,667	-862
18,536		11,837	6,699
4,564		4,441	123
6,086		5,922	164
1,521		1,480	41
8,415		4,947	3,468
10,231		6,039	4,192
2,790		1,620	1,170
6,951		3,224	3,727
14,528		10,833	3,695

Form 990PF Part IV - Capital Gains and Losses for Tax on Investment Income - Columns e - h

(e) Gross sales price	(f) Depreciation allowed (or allowable)	(g) Cost or other basis plus expense of sale	(h) Gain or (loss) (e) plus (f) minus (g)
26,766		18,642	8,124
69,445		46,842	22,603
4,097		3,648	449
5,736		5,199	537
7,906		6,688	1,218
15,271		6,142	9,129
11,364		5,060	6,304
3,008		3,339	-331
3,008		3,377	-369
9,952		6,220	3,732
12,358		8,562	3,796
9,287		6,631	2,656
15,448		10,912	4,536
8,611		6,159	2,452
13,704		10,680	3,024
6,970		4,605	2,365
996		651	345
6,449		6,214	235
3,224		3,160	64
4,512		3,734	778
4,512		3,771	741
5,133		4,170	963
1,599		1,299	300
4,880		3,923	957
2,440		2,063	377
6,606		5,407	1,199
12,738		9,733	3,005
10,127		9,312	815
1,285		1,202	83
3,856		3,770	86

Form 990PF Part IV - Capital Gains and Losses for Tax on Investment Income - Columns e - h

(e) Gross sales price	(f) Depreciation allowed (or allowable)	(g) Cost or other basis plus expense of sale	(h) Gain or (loss) (e) plus (f) minus (g)
7,449		6,459	990
21,870		17,134	4,736
1,302		1,169	133
5,208		4,925	283
6,056		2,656	3,400
7,041		5,268	1,773
2,462		2,228	234
4,104		4,021	83
13,379		13,993	-614
8,130		4,180	3,950
1,129		1,199	-70
4,517		5,206	-689
4,672		3,512	1,160
5,176		4,523	653
4,657		5,423	-766
3,725		4,678	-953
466		595	-129
14,341		11,550	2,791
2,390		2,043	347
7,183		5,528	1,655
7,183		5,528	1,655
8,279		7,478	801
5,269		4,721	548
6,021		4,747	1,274
4,753		4,014	739
5,432		4,850	582
5,432		4,778	654
5,498		4,805	693
7,667		9,400	-1,733
7,178		5,133	2,045

Form 990PF Part IV - Capital Gains and Losses for Tax on Investment Income - Columns e - h

(e) Gross sales price	(f) Depreciation allowed (or allowable)	(g) Cost or other basis plus expense of sale	(h) Gain or (loss) (e) plus (f) minus (g)
5,184		4,054	1,130
5,338		4,238	1,100
3,294		2,804	490
13,175		10,972	2,203
10,597		9,100	1,497
2,649		2,319	330
13,121		9,417	3,704
2,187		1,594	593
2,198		1,730	468
4,397		4,246	151
10,808		7,970	2,838
3,202		4,166	-964
2,744		4,090	-1,346
3,659		4,211	-552
4,390		3,941	449
5,344		4,925	419
6,953		4,420	2,533
5,829		4,222	1,607
8,264		10,379	-2,115
1,550		2,144	-594
4,813		3,748	1,065
1,481		1,314	167
5,924		4,880	1,044
5,183		6,264	-1,081
4,633		4,085	548
10,367		6,239	4,128
2,221		2,078	143
6,937		4,420	2,517
5,840		4,488	1,352
6,837		4,678	2,159

Form 990PF Part IV - Capital Gains and Losses for Tax on Investment Income - Columns e - h

(e) Gross sales price	(f) Depreciation allowed (or allowable)	(g) Cost or other basis plus expense of sale	(h) Gain or (loss) (e) plus (f) minus (g)
5,697		4,028	1,669
4,149		4,042	107
4,149		3,863	286
5,809		5,414	395
12,133		11,266	867
6,440		6,529	-89
4,557		2,700	1,857
9,124		8,112	1,012
8,062		6,958	1,104
2,687		2,446	241
1,610		1,632	-22
7,235		4,895	2,340
9,326		7,120	2,206
2,538		2,063	475
5,077		4,058	1,019
10,537		10,660	-123
12,964		8,391	4,573
11,524		7,950	3,574
10,083		8,884	1,199
7,162		8,436	-1,274
10,456		8,800	1,656
4,182		3,755	427
5,214		4,793	421
4,883		4,171	712
9,205		5,680	3,525
5,382		4,925	457
5,618		7,862	-2,244
5,107		6,868	-1,761
8,536		8,642	-106
4,087		2,535	1,552

Form 990PF Part IV - Capital Gains and Losses for Tax on Investment Income - Columns e - h

(e) Gross sales price	(f) Depreciation allowed (or allowable)	(g) Cost or other basis plus expense of sale	(h) Gain or (loss) (e) plus (f) minus (g)
4,087		2,649	1,438
5,276		3,613	1,663
4,877		4,597	280
861		811	50
8,606		7,602	1,004
5,100		6,575	-1,475
3,400		4,390	-990
4,976		4,883	93
7,047		5,786	1,261
6,581		6,187	394
5,758		5,303	455
2,857		2,014	843
5,714		4,154	1,560
2,857		2,415	442
15,000		12,247	2,753
10,573		9,656	917
9,187		6,022	3,165
30,000		20,403	9,597
4,990		4,058	932
11,351		7,367	3,984
11,380		12,031	-651
9,957		10,692	-735
9,957		10,346	-389
12,861		14,092	-1,231
5,103		5,276	-173
8,505		9,842	-1,337
11,504		11,426	78
3,260		2,492	768
13,042		9,835	3,207
7,715		7,910	-195

Form 990PF Part IV - Capital Gains and Losses for Tax on Investment Income - Columns e - h

(e) Gross sales price	(f) Depreciation allowed (or allowable)	(g) Cost or other basis plus expense of sale	(h) Gain or (loss) (e) plus (f) minus (g)
11,572		12,524	-952
4,822		4,981	-159
7,942		7,388	554
2,647		2,861	-214
4,808		3,699	1,109
5,113		6,326	-1,213
9,909		9,858	51
5,573		4,893	680
5,573		4,962	611
987		977	10
3,950		3,879	71
5,652		4,541	1,111
2,725		2,861	-136
5,451		5,165	286
4,612		2,784	1,828
9,573		8,449	1,124
1,368		1,323	45
8,450		3,953	4,497
2,935		2,053	882
10,273		8,775	1,498
1,468		1,392	76
4,669		4,981	-312
10,046		9,742	304
5,665		4,739	926
5,665		4,509	1,156
1,498		1,386	112
11,982		11,755	227
4,493		4,078	415
4,493		3,682	811
8,083		7,937	146

Form 990PF Part IV - Capital Gains and Losses for Tax on Investment Income - Columns e - h

(e) Gross sales price	(f) Depreciation allowed (or allowable)	(g) Cost or other basis plus expense of sale	(h) Gain or (loss) (e) plus (f) minus (g)
8,083		7,777	306
1,305		1,155	150
6,524		5,773	751
3,749		3,380	369
7,497		5,731	1,766
5,873		4,927	946
13			13
8,045		6,727	1,318
3,911		3,464	447
13,035		11,199	1,836
1,304		1,281	23
6,921		3,958	2,963
3,035		3,143	-108
3,793		3,852	-59
3,793		3,739	54
8,430		4,511	3,919
19,630		21,365	-1,735
5,773		6,583	-810
4,619		4,954	-335
7,442		8,506	-1,064
3,721		4,798	-1,077
10,716		7,106	3,610
6,231		4,583	1,648
2,700		2,190	510
3,169		2,700	469
2,700		2,300	400
8,804		8,075	729
8,804		8,419	385
235		225	10
7,822		7,487	335



Form 990PF Part IV - Capital Gains and Losses for Tax on Investment Income - Columns e - h

(e) Gross sales price	(f) Depreciation allowed (or allowable)	(g) Cost or other basis plus expense of sale	(h) Gain or (loss) (e) plus (f) minus (g)
3,190		2,596	594
6,380		5,688	692
6,497		5,922	575
5,354		5,397	-43
5,577		5,551	26
223		260	-37
5,651		4,085	1,566
942		865	77
12,026		7,824	4,202
1,285		1,315	-30
10,923		11,279	-356
12,233		12,076	157
6,796		6,846	-50
8,139		6,882	1,257
7,096		7,504	-408
3,548		3,653	-105
3,548		3,739	-191
7,898		7,487	411
7,898		7,519	379
7,012		7,389	-377
2,487		1,757	730
19,892		14,057	5,835
5,728		4,160	1,568
7,637		6,998	639
3,065		2,528	537
4,101		3,337	764
3,238		2,624	614
9,023		8,596	427
8,592		5,861	2,731
5,728		5,356	372

Form 990PF Part IV - Capital Gains and Losses for Tax on Investment Income - Columns e - h

(e) Gross sales price	(f) Depreciation allowed (or allowable)	(g) Cost or other basis plus expense of sale	(h) Gain or (loss) (e) plus (f) minus (g)
28,926		25,532	3,394
5,613		5,355	258
6,059		6,859	-800
1,010		1,198	-188
11,144		11,745	-601
7,960		8,860	-900
4,231		1,828	2,403
3,149		2,159	990
5,495		3,879	1,616
10,003		11,392	-1,389
3,714		2,605	1,109
1,857		1,280	577
6,109		6,910	-801
679		718	-39
2,376		1,565	811
4,752		5,184	-432
10,397		11,296	-899
1,768		2,110	-342
11,198		15,426	-4,228
3,536		3,801	-265
10,105		10,800	-695
10,044		11,055	-1,011
5,187		5,123	64
10,754		7,758	2,996
7,170		6,333	837
6,322		4,909	1,413
4,742		3,795	947
17,885		12,060	5,825
7,164		7,958	-794
6,157		3,787	2,370

Form 990PF Part IV - Capital Gains and Losses for Tax on Investment Income - Columns e - h

(e) Gross sales price	(f) Depreciation allowed (or allowable)	(g) Cost or other basis plus expense of sale	(h) Gain or (loss) (e) plus (f) minus (g)
11,360		10,994	366
1,262		1,204	58
2,320		1,711	609
3,990		2,877	1,113
5,289		3,942	1,347
4,037		2,906	1,131
8,074		6,749	1,325
3,507		2,409	1,098
8,767		6,978	1,789
6,699		7,181	-482
6,341		5,732	609
6,684		5,922	762
35,000		23,796	11,204
623		414	209
1,210		825	385
2,126		1,966	160
2,126		2,074	52
623		645	-22
9,970		10,709	-739
2,437		2,919	-482
4,430		4,801	-371
6,053		5,704	349
2,143		2,132	11
8,572		8,778	-206
2,741		2,229	512
2,741		2,274	467
20,855		8,867	11,988
2,693		1,740	953
7,003		4,541	2,462
4,309		3,431	878

Form 990PF Part IV - Capital Gains and Losses for Tax on Investment Income - Columns e - h

(e) Gross sales price	(f) Depreciation allowed (or allowable)	(g) Cost or other basis plus expense of sale	(h) Gain or (loss) (e) plus (f) minus (g)
5,562		5,455	107
5,760		5,120	640
4,345		2,840	1,505
2,897		2,238	659
8,071		4,947	3,124
10,088		8,546	1,542
6,457		5,382	1,075
5,514		5,120	394
3,308		3,317	-9
4,411		4,423	-12
7,719		8,233	-514
9,120		8,556	564
5,200		4,959	241
520		473	47
15,151		14,261	890
3,030		2,817	213
3,450		2,530	920
12,075		9,262	2,813
11,093		10,006	1,087
5,546		4,937	609
2,773		2,414	359
6,260		7,645	-1,385
6,588		6,038	550
5,270		3,546	1,724
7,905		7,737	168
11,858		12,337	-479
5,964		5,134	830
5,415		4,476	939
2,932		2,817	115
14,658		15,194	-536

Form 990PF Part IV - Capital Gains and Losses for Tax on Investment Income - Columns e - h

(e) Gross sales price	(f) Depreciation allowed (or allowable)	(g) Cost or other basis plus expense of sale	(h) Gain or (loss) (e) plus (f) minus (g)
1,466		1,529	-63
8,054		6,749	1,305
12,081		9,453	2,628
4,027		3,847	180
6,863		8,550	-1,687
1,900		2,388	-488
7,391		8,809	-1,418
528		627	-99
5,255		4,517	738
3,941		3,357	584
2,627		2,259	368
7,199		6,042	1,157
4,164		5,301	-1,137
9,148		10,249	-1,101
4,636		3,755	881
4,636		3,513	1,123
7,751		10,844	-3,093
4,174		6,032	-1,858
4,711		4,224	487
4,711		4,883	-172
10,513		12,916	-2,403
1,051		1,300	-249
7,963		10,415	-2,452
6,901		9,919	-3,018
4,247		5,313	-1,066
5,409		10,985	-5,576
1,207		1,508	-301
3,219		4,519	-1,300
6,439		9,283	-2,844
4,829		5,375	-546

Form 990PF Part IV - Capital Gains and Losses for Tax on Investment Income - Columns e - h

(e) Gross sales price	(f) Depreciation allowed (or allowable)	(g) Cost or other basis plus expense of sale	(h) Gain or (loss) (e) plus (f) minus (g)
3,023		2,961	62
3,023		2,961	62
3,524		5,201	-1,677
3,524		5,776	-2,252
9,260		3,953	5,307
2,769		2,631	138
8,308		7,871	437
8,308		11,247	-2,939
5,539		7,783	-2,244
8,308		11,674	-3,366
8,685		11,801	-3,116
3,402		3,847	-445
5,102		5,866	-764
4,232		5,079	-847
6,348		7,324	-976
5,344		5,120	224
7,661		3,162	4,499
8,312		6,547	1,765
6,681		10,378	-3,697
4,571		4,335	236
6,159		7,799	-1,640
5,133		6,170	-1,037
4,991		4,044	947
2,495		2,015	480
8,962		5,640	3,322
472		415	57
4,991		4,365	626
3,199		5,734	-2,535
3,199		6,057	-2,858
2,515		2,274	241

Form 990PF Part IV - Capital Gains and Losses for Tax on Investment Income - Columns e - h

(e) Gross sales price	(f) Depreciation allowed (or allowable)	(g) Cost or other basis plus expense of sale	(h) Gain or (loss) (e) plus (f) minus (g)
2,515		2,285	230
2,457		2,653	-196
3,686		4,094	-408
3,497		4,463	-966
13,989		17,527	-3,538
5,713		6,156	-443
3,808		5,498	-1,690
5,263		4,531	732
1,754		1,414	340
6,088		5,117	971
2,468		2,363	105
7,076		6,774	302
7,699		6,046	1,653
5,133		5,489	-356
5,981		6,083	-102
5,351		6,703	-1,352
3,066		3,109	-43
6,132		6,301	-169
2,622		3,707	-1,085
2,622		3,740	-1,118
4,980		5,009	-29
7,081		2,310	4,771
4,854		4,102	752
6,472		5,992	480
3,561		3,771	-210
3,561		3,838	-277
5,405		7,376	-1,971
2,703		3,352	-649
5,405		7,567	-2,162
12,038		4,744	7,294

Form 990PF Part IV - Capital Gains and Losses for Tax on Investment Income - Columns e - h

(e) Gross sales price	(f) Depreciation allowed (or allowable)	(g) Cost or other basis plus expense of sale	(h) Gain or (loss) (e) plus (f) minus (g)
4,164		5,717	-1,553
1,714		2,493	-779
972		1,132	-160
6,482		7,324	-842
3,241		3,877	-636
7,334		8,529	-1,195
7,889		7,622	267
3,433		5,079	-1,646
5,150		7,561	-2,411
5,826		8,903	-3,077
4,428		5,820	-1,392
5,308		4,719	589
6,635		6,035	600
983		1,205	-222
6,686		7,887	-1,201
2,824		2,593	231
2,824		2,701	123
7,059		6,483	576
2,824		2,701	123
5,647		6,979	-1,332
4,203		3,427	776
2,802		2,561	241
2,436		2,974	-538
6,769		9,101	-2,332
2,695		4,051	-1,356
3,839		4,667	-828
6,535		8,329	-1,794
6,535		8,796	-2,261
10,820		10,979	-159
2,563		3,740	-1,177



Form 990PF Part IV - Capital Gains and Losses for Tax on Investment Income - Columns e - h

(e) Gross sales price	(f) Depreciation allowed (or allowable)	(g) Cost or other basis plus expense of sale	(h) Gain or (loss) (e) plus (f) minus (g)
2,563		3,781	-1,218
9,211		9,514	-303
4,947		4,473	474
7,400		10,453	-3,053
7,833		6,836	997
2,825		2,745	80
5,649		5,793	-144
4,661		3,844	817
6,991		6,394	597
1,165		1,054	111
4,938		5,866	-928
6,792		8,137	-1,345
13,584		17,004	-3,420
5,630		5,744	-114
9,407		8,798	609
6,519		5,259	1,260
12,583		9,086	3,497
7,190		5,281	1,909
1,798		1,337	461
3,068		1,756	1,312
3,068		2,272	796
6,568		4,509	2,059
6,377		3,745	2,632
3,516		2,649	867
3,516		3,526	-10
3,222		3,049	173
1,611		1,580	31
6,303		5,206	1,097
5,274		6,021	-747
8,932		7,068	1,864

Form 990PF Part IV - Capital Gains and Losses for Tax on Investment Income - Columns e - h

(e) Gross sales price	(f) Depreciation allowed (or allowable)	(g) Cost or other basis plus expense of sale	(h) Gain or (loss) (e) plus (f) minus (g)
5,647		4,289	1,358
6,777		6,091	686
6,294		5,161	1,133
4,787		4,740	47
6,561		5,221	1,340
6,561		5,674	887
1,976		2,086	-110
6,752		5,631	1,121
1,125		993	132
8,079		9,222	-1,143
1,458		3,198	-1,740
5,104		9,346	-4,242
2,916		5,758	-2,842
5,331		5,566	-235
5,924		6,184	-260
1,275		1,221	54
7,015		5,295	1,720
1,913		1,831	82
9,460		6,855	2,605
2,580		1,955	625
1,720		1,345	375
7,186		5,756	1,430
2,395		1,918	477
4,628		7,580	-2,952
2,314		3,671	-1,357
2,314		3,791	-1,477
5,734		5,451	283
6,141		9,179	-3,038
4,765		4,033	732
4,518		3,836	682

Form 990PF Part IV - Capital Gains and Losses for Tax on Investment Income - Columns e - h

(e) Gross sales price	(f) Depreciation allowed (or allowable)	(g) Cost or other basis plus expense of sale	(h) Gain or (loss) (e) plus (f) minus (g)
9,076		10,671	-1,595
4,933		4,965	-32
1,776		1,739	37
3,730		3,839	-109
622		683	-61
4,193		4,187	6
1,398		1,589	-191
5,730		7,622	-1,892
4,968		5,556	-588
10,373		10,176	197
9,173		6,815	2,358
5,390		7,185	-1,795
674		872	-198
5,376		4,011	1,365
7,168		5,115	2,053
5,376		5,797	-421
10,751		11,880	-1,129
7,168		7,160	8
4,836		4,519	317
3,221		3,306	-85
1,335		1,478	-143
1,600		1,439	161
4,800		4,033	767
4,743		4,317	426
4,077		6,105	-2,028
1,717		1,911	-194
13,737		14,319	-582
1,717		1,911	-194
4,486		4,387	99
1,923		1,895	28

Form 990PF Part IV - Capital Gains and Losses for Tax on Investment Income - Columns e - h

(e) Gross sales price	(f) Depreciation allowed (or allowable)	(g) Cost or other basis plus expense of sale	(h) Gain or (loss) (e) plus (f) minus (g)
11,228		11,270	-42
3,743		3,786	-43
9,010		8,965	45
3,752		2,631	1,121
2,680		2,183	497
100,000		99,052	948
15,300		15,222	78
200,000		197,817	2,183
563,651		557,093	6,558
9		9	0
3,729		3,700	29
3,884		3,850	34
3,547		3,568	-21
3,234		3,307	-73
2,820		2,880	-60
2,795		2,891	-96
2,815		2,874	-59
10,251		10,236	15
2,622		2,609	13
1,061		1,059	2
			21,398
			1,512
			-5,205
			-30
26,447			26,447

Form 990PF Part IV - Capital Gains and Losses for Tax on Investment Income - Columns i - l

Complete only for assets showing gain in column (h) and owned by the foundation on 12/31/69			(l) Gains (Col (h) gain minus col (k), but not less than -0-) or Losses (from col (h))
(i) F M V as of 12/31/69	(j) Adjusted basis as of 12/31/69	(k) Excess of col (i) over col (j), if any	
			-4
			433
			884
			1,005
			36,417
			19,978
			19,520
			750
			64
			2,398
			5,078
			8,621
			9,182
			15,458
			-7
			0
			16,200
			-1
			-33
			-25
			299
			350
			3,482
			8,806
			23,945
			92
			0
			171,624
			-16,855
			4,748

Form 990PF Part IV - Capital Gains and Losses for Tax on Investment Income - Columns i - l

Complete only for assets showing gain in column (h) and owned by the foundation on 12/31/69			(l) Gains (Col (h) gain minus col (k), but not less than -0-) or Losses (from col (h))
(i) FMV as of 12/31/69	(j) Adjusted basis as of 12/31/69	(k) Excess of col (i) over col (j), if any	
			33,198
			15,600
			24,180
			57,203
			3,151
			11
			1,653
			6,024
			10,265
			4,000
			4,000
			67
			132
			230
			0
			2
			-722
			-42
			144
			347
			748
			28,047
			20,795
			557
			24,405
			-3
			2
			21,979
			17,892
			-12,389

Form 990PF Part IV - Capital Gains and Losses for Tax on Investment Income - Columns i - l

Complete only for assets showing gain in column (h) and owned by the foundation on 12/31/69			(l) Gains (Col (h) gain minus col (k), but not less than -0-) or Losses (from col (h))
(i) F M V as of 12/31/69	(j) Adjusted basis as of 12/31/69	(k) Excess of col (i) over col (j), if any	
			13,242
			-33
			-4
			-413
			-5,179
			-78
			-10,417
			-39
			5
			315
			606
			779
			-29
			25
			103
			186
			11,436
			317
			18,405
			17
			-472
			2,919
			1,124
			-6,473
			-25
			21,726
			28,395
			-1
			-1
			2,398

Form 990PF Part IV - Capital Gains and Losses for Tax on Investment Income - Columns i - l

Complete only for assets showing gain in column (h) and owned by the foundation on 12/31/69			(l) Gains (Col (h) gain minus col (k), but not less than -0-) or Losses (from col (h))
(i) F M V as of 12/31/69	(j) Adjusted basis as of 12/31/69	(k) Excess of col (i) over col (j), if any	
			24,233
			5,000
			11,000
			15,100
			1
			31
			36
			79
			81,442
			18,399
			20,476
			-3
			3,675
			257
			2,562
			1,357
			1,495
			1,059
			2,957
			-99
			4,448
			0
			0
			0
			3
			0
			2
			6
			0
			1



Form 990PF Part IV - Capital Gains and Losses for Tax on Investment Income - Columns i - l

Complete only for assets showing gain in column (h) and owned by the foundation on 12/31/69			(l) Gains (Col (h) gain minus col (k), but not less than -0-) or Losses (from col (h))
(i) F M V as of 12/31/69	(j) Adjusted basis as of 12/31/69	(k) Excess of col (i) over col (j), if any	
			16,500
			12,060
			-5,593
			53,248
			10,734
			4,820
			-24,698
			-308
			-280
			-240
			149
			37,554
			595
			171
			25
			398
			4,860
			-3
			-34,593
			-13,166
			-327
			-273
			14,844
			-7,014
			-5,146
			-9,891
			-8,980
			-16,229
			5,600
			24,000

Form 990PF Part IV - Capital Gains and Losses for Tax on Investment Income - Columns i - l

Complete only for assets showing gain in column (h) and owned by the foundation on 12/31/69			(l) Gains (Col (h) gain minus col (k), but not less than -0-) or Losses (from col (h))
(i) FMV as of 12/31/69	(j) Adjusted basis as of 12/31/69	(k) Excess of col (i) over col (j), if any	
			-13
			55
			296
			1,093
			9,689
			-26,185
			-17,974
			-7,471
			-6,363
			-4,482
			-303
			-229
			-4,230
			2,147
			-67,317
			-13,076
			-84
			-5
			-27,005
			-32,223
			-24,590
			-16,663
			-405
			-5,700
			-4,711
			-4,082
			-3,578
			-2,000
			-58
			-6

Form 990PF Part IV - Capital Gains and Losses for Tax on Investment Income - Columns i - l

Complete only for assets showing gain in column (h) and owned by the foundation on 12/31/69			(l) Gains (Col (h) gain minus col (k), but not less than -0-) or Losses (from col (h))
(i) F M V as of 12/31/69	(j) Adjusted basis as of 12/31/69	(k) Excess of col (i) over col (j), if any	
			-54,148
			-25,889
			-19,359
			-15
			-3
			-28,179
			-12,581
			-8,931
			-53,882
			-12,433
			-328
			-4
			6
			184
			261
			-55,072
			-8,558
			-406
			-391
			-77
			470
			-42,459
			-15,531
			-338
			-96
			-16,704
			-185
			-140
			-3
			-52

Form 990PF Part IV - Capital Gains and Losses for Tax on Investment Income - Columns i - l

Complete only for assets showing gain in column (h) and owned by the foundation on 12/31/69			(l) Gains (Col (h) gain minus col (k), but not less than -0-) or Losses (from col (h))
(i) F M V as of 12/31/69	(j) Adjusted basis as of 12/31/69	(k) Excess of col (i) over col (j), if any	
			-20
			286
			783
			2,276
			-154
			-91
			-70
			136
			-1,085
			-766
			-221
			-112
			-23,552
			-15,900
			-12,309
			-18,479
			-13,175
			-8,849
			-1,648
			-1,619
			-1,521
			-1,464
			-643
			-409
			-381
			-266
			3,371
			-425
			-339
			324

Form 990PF Part IV - Capital Gains and Losses for Tax on Investment Income - Columns i - l

Complete only for assets showing gain in column (h) and owned by the foundation on 12/31/69			(l) Gains (Col (h) gain minus col (k), but not less than -0-) or Losses (from col (h))
(i) F M V as of 12/31/69	(j) Adjusted basis as of 12/31/69	(k) Excess of col (i) over col (j), if any	
			490
			-176
			-112
			343
			464
			7,228
			-2,424
			-10,805
			-9,397
			8
			166
			-60,682
			43
			-95,465
			-30,841
			-12,601
			-16,484
			-9,801
			-16,201
			-15,001
			-4,191
			-3,246
			-40,962
			-30,442
			-17,161
			1,989
			47
			16
			23,283
			152

Form 990PF Part IV - Capital Gains and Losses for Tax on Investment Income - Columns i - l

Complete only for assets showing gain in column (h) and owned by the foundation on 12/31/69			(l) Gains (Col (h) gain minus col (k), but not less than -0-) or Losses (from col (h))
(i) F M V as of 12/31/69	(j) Adjusted basis as of 12/31/69	(k) Excess of col (i) over col (j), if any	
			3
			235
			-10,269
			-4,314
			-3,664
			1,060
			1,976
			141
			452
			46,373
			31,024
			30,098
			-17,267
			-15,736
			-982
			10
			-3,086
			-4,275
			2,254
			70,873
			31,820
			618
			8,159
			14,946
			825
			206,976
			5,888
			5,938
			3,127
			1,829

Form 990PF Part IV - Capital Gains and Losses for Tax on Investment Income - Columns i - l

Complete only for assets showing gain in column (h) and owned by the foundation on 12/31/69			(l) Gains (Col (h) gain minus col (k), but not less than -0-) or Losses (from col (h))
(i) F M V as of 12/31/69	(j) Adjusted basis as of 12/31/69	(k) Excess of col (i) over col (j), if any	
			887
			794
			377
			-3,076
			1,212
			-16
			-16
			-60,643
			-45,486
			-81
			-98
			-17,426
			-11,457
			-192
			-4,901
			-173
			57,799
			453
			15,673
			547
			546
			53,232
			415
			13,428
			500
			505
			-20,381
			-29,098
			-41,791
			-2,100

Form 990PF Part IV - Capital Gains and Losses for Tax on Investment Income - Columns i - l

Complete only for assets showing gain in column (h) and owned by the foundation on 12/31/69			(l) Gains (Col (h) gain minus col (k), but not less than -0-) or Losses (from col (h))
(i) F M V as of 12/31/69	(j) Adjusted basis as of 12/31/69	(k) Excess of col (i) over col (j), if any	
			-5
			-4
			0
			8,100
			5,155
			8,655
			15,300
			0
			-1
			-5
			-6
			-1
			-5
			-3
			-1
			-2
			-10
			-8
			0
			-4
			-3
			0
			114
			111
			0
			0
			3,688
			4,341
			5,500
			5,050



Form 990PF Part IV - Capital Gains and Losses for Tax on Investment Income - Columns i - l

Complete only for assets showing gain in column (h) and owned by the foundation on 12/31/69			(l) Gains (Col (h) gain minus col (k), but not less than -0-) or Losses (from col (h))
(i) FMV as of 12/31/69	(j) Adjusted basis as of 12/31/69	(k) Excess of col (i) over col (j), if any	
			-148
			6,059
			6,050
			96
			2,692
			6,851
			7,541
			12,698
			2,044
			5,203
			12,425
			6,300
			-2
			1
			806
			13,036
			2,990
			2,313
			492
			1,203
			294
			19
			2,023
			1,279
			195
			3,930
			2,310
			23
			1,918
			342

Form 990PF Part IV - Capital Gains and Losses for Tax on Investment Income - Columns i - l

Complete only for assets showing gain in column (h) and owned by the foundation on 12/31/69			(l) Gains (Col (h) gain minus col (k), but not less than -0-) or Losses (from col (h))
(i) F M V as of 12/31/69	(j) Adjusted basis as of 12/31/69	(k) Excess of col (i) over col (j), if any	
			1,139
			1,070
			710
			708
			3,200
			-253
			-3,008
			50
			-157
			2,534
			706
			378
			2,528
			2,446
			2,544
			-27
			3,737
			2,943
			-5,696
			1,288
			1,217
			1,380
			19
			-175
			-611
			1,108
			1,027
			989
			1,598
			602

Form 990PF Part IV - Capital Gains and Losses for Tax on Investment Income - Columns i - l

Complete only for assets showing gain in column (h) and owned by the foundation on 12/31/69			(l) Gains (Col (h) gain minus col (k), but not less than -0-) or Losses (from col (h))
(i) F M V as of 12/31/69	(j) Adjusted basis as of 12/31/69	(k) Excess of col (i) over col (j), if any	
			-1,473
			167
			2,433
			2,352
			3,007
			-174
			1,358
			1,608
			176
			430
			2,877
			76
			532
			304
			650
			879
			-136
			-67
			1,791
			567
			-862
			6,699
			123
			164
			41
			3,468
			4,192
			1,170
			3,727
			3,695

Form 990PF Part IV - Capital Gains and Losses for Tax on Investment Income - Columns i - l

Complete only for assets showing gain in column (h) and owned by the foundation on 12/31/69			(l) Gains (Col (h) gain minus col (k), but not less than -0-) or Losses (from col (h))
(i) F M V as of 12/31/69	(j) Adjusted basis as of 12/31/69	(k) Excess of col (i) over col (j), if any	
			8,124
			22,603
			449
			537
			1,218
			9,129
			6,304
			-331
			-369
			3,732
			3,796
			2,656
			4,536
			2,452
			3,024
			2,365
			345
			235
			64
			778
			741
			963
			300
			957
			377
			1,199
			3,005
			815
			83
			86

Form 990PF Part IV - Capital Gains and Losses for Tax on Investment Income - Columns i - l

Complete only for assets showing gain in column (h) and owned by the foundation on 12/31/69			(l) Gains (Col (h) gain minus col (k), but not less than -0-) or Losses (from col (h))
(i) F M V as of 12/31/69	(j) Adjusted basis as of 12/31/69	(k) Excess of col (i) over col (j), if any	
			990
			4,736
			133
			283
			3,400
			1,773
			234
			83
			-614
			3,950
			-70
			-689
			1,160
			653
			-766
			-953
			-129
			2,791
			347
			1,655
			1,655
			801
			548
			1,274
			739
			582
			654
			693
			-1,733
			2,045

Form 990PF Part IV - Capital Gains and Losses for Tax on Investment Income - Columns i - l

Complete only for assets showing gain in column (h) and owned by the foundation on 12/31/69			(l) Gains (Col (h) gain minus col (k), but not less than -0-) or Losses (from col (h))
(i) F M V as of 12/31/69	(j) Adjusted basis as of 12/31/69	(k) Excess of col (i) over col (j), if any	
			1,130
			1,100
			490
			2,203
			1,497
			330
			3,704
			593
			468
			151
			2,838
			-964
			-1,346
			-552
			449
			419
			2,533
			1,607
			-2,115
			-594
			1,065
			167
			1,044
			-1,081
			548
			4,128
			143
			2,517
			1,352
			2,159

Form 990PF Part IV - Capital Gains and Losses for Tax on Investment Income - Columns i - l

Complete only for assets showing gain in column (h) and owned by the foundation on 12/31/69			(l) Gains (Col (h) gain minus col (k), but not less than -0-) or Losses (from col (h))
(i) F M V as of 12/31/69	(j) Adjusted basis as of 12/31/69	(k) Excess of col (i) over col (j), if any	
			1,669
			107
			286
			395
			867
			-89
			1,857
			1,012
			1,104
			241
			-22
			2,340
			2,206
			475
			1,019
			-123
			4,573
			3,574
			1,199
			-1,274
			1,656
			427
			421
			712
			3,525
			457
			-2,244
			-1,761
			-106
			1,552

Form 990PF Part IV - Capital Gains and Losses for Tax on Investment Income - Columns i - l

Complete only for assets showing gain in column (h) and owned by the foundation on 12/31/69			(l) Gains (Col (h) gain minus col (k), but not less than -0-) or Losses (from col (h))
(i) F M V as of 12/31/69	(j) Adjusted basis as of 12/31/69	(k) Excess of col (i) over col (j), if any	
			1,438
			1,663
			280
			50
			1,004
			-1,475
			-990
			93
			1,261
			394
			455
			843
			1,560
			442
			2,753
			917
			3,165
			9,597
			932
			3,984
			-651
			-735
			-389
			-1,231
			-173
			-1,337
			78
			768
			3,207
			-195



Form 990PF Part IV - Capital Gains and Losses for Tax on Investment Income - Columns i - l

Complete only for assets showing gain in column (h) and owned by the foundation on 12/31/69			(l) Gains (Col (h) gain minus col (k), but not less than -0-) or Losses (from col (h))
(i) F M V as of 12/31/69	(j) Adjusted basis as of 12/31/69	(k) Excess of col (i) over col (j), if any	
			-952
			-159
			554
			-214
			1,109
			-1,213
			51
			680
			611
			10
			71
			1,111
			-136
			286
			1,828
			1,124
			45
			4,497
			882
			1,498
			76
			-312
			304
			926
			1,156
			112
			227
			415
			811
			146

Form 990PF Part IV - Capital Gains and Losses for Tax on Investment Income - Columns i - l

Complete only for assets showing gain in column (h) and owned by the foundation on 12/31/69			(l) Gains (Col (h) gain minus col (k), but not less than -0-) or Losses (from col (h))
(i) F M V as of 12/31/69	(j) Adjusted basis as of 12/31/69	(k) Excess of col (i) over col (j), if any	
			306
			150
			751
			369
			1,766
			946
			13
			1,318
			447
			1,836
			23
			2,963
			-108
			-59
			54
			3,919
			-1,735
			-810
			-335
			-1,064
			-1,077
			3,610
			1,648
			510
			469
			400
			729
			385
			10
			335

Form 990PF Part IV - Capital Gains and Losses for Tax on Investment Income - Columns i - l

Complete only for assets showing gain in column (h) and owned by the foundation on 12/31/69			(l) Gains (Col (h) gain minus col (k), but not less than -0-) or Losses (from col (h))
(i) F M V as of 12/31/69	(j) Adjusted basis as of 12/31/69	(k) Excess of col (i) over col (j), if any	
			594
			692
			575
			-43
			26
			-37
			1,566
			77
			4,202
			-30
			-356
			157
			-50
			1,257
			-408
			-105
			-191
			411
			379
			-377
			730
			5,835
			1,568
			639
			537
			764
			614
			427
			2,731
			372

Form 990PF Part IV - Capital Gains and Losses for Tax on Investment Income - Columns i - l

Complete only for assets showing gain in column (h) and owned by the foundation on 12/31/69			(l) Gains (Col (h) gain minus col (k), but not less than -0-) or Losses (from col (h))
(i) F M V as of 12/31/69	(j) Adjusted basis as of 12/31/69	(k) Excess of col (i) over col (j), if any	
			3,394
			258
			-800
			-188
			-601
			-900
			2,403
			990
			1,616
			-1,389
			1,109
			577
			-801
			-39
			811
			-432
			-899
			-342
			-4,228
			-265
			-695
			-1,011
			64
			2,996
			837
			1,413
			947
			5,825
			-794
			2,370

Form 990PF Part IV - Capital Gains and Losses for Tax on Investment Income - Columns i - l

Complete only for assets showing gain in column (h) and owned by the foundation on 12/31/69			(l) Gains (Col (h) gain minus col (k), but not less than -0-) or Losses (from col (h))
(i) FMV as of 12/31/69	(j) Adjusted basis as of 12/31/69	(k) Excess of col (i) over col (j), if any	
			366
			58
			609
			1,113
			1,347
			1,131
			1,325
			1,098
			1,789
			-482
			609
			762
			11,204
			209
			385
			160
			52
			-22
			-739
			-482
			-371
			349
			11
			-206
			512
			467
			11,988
			953
			2,462
			878

Form 990PF Part IV - Capital Gains and Losses for Tax on Investment Income - Columns i - l

Complete only for assets showing gain in column (h) and owned by the foundation on 12/31/69			(l) Gains (Col (h) gain minus col (k), but not less than -0-) or Losses (from col (h))
(i) F M V as of 12/31/69	(j) Adjusted basis as of 12/31/69	(k) Excess of col (i) over col (j), if any	
			107
			640
			1,505
			659
			3,124
			1,542
			1,075
			394
			-9
			-12
			-514
			564
			241
			47
			890
			213
			920
			2,813
			1,087
			609
			359
			-1,385
			550
			1,724
			168
			-479
			830
			939
			115
			-536

Form 990PF Part IV - Capital Gains and Losses for Tax on Investment Income - Columns i - l

Complete only for assets showing gain in column (h) and owned by the foundation on 12/31/69			(l) Gains (Col (h) gain minus col (k), but not less than -0-) or Losses (from col (h))
(i) F M V as of 12/31/69	(j) Adjusted basis as of 12/31/69	(k) Excess of col (i) over col (j), if any	
			-63
			1,305
			2,628
			180
			-1,687
			-488
			-1,418
			-99
			738
			584
			368
			1,157
			-1,137
			-1,101
			881
			1,123
			-3,093
			-1,858
			487
			-172
			-2,403
			-249
			-2,452
			-3,018
			-1,066
			-5,576
			-301
			-1,300
			-2,844
			-546

Form 990PF Part IV - Capital Gains and Losses for Tax on Investment Income - Columns i - l

Complete only for assets showing gain in column (h) and owned by the foundation on 12/31/69			(l) Gains (Col (h) gain minus col (k), but not less than -0-) or Losses (from col (h))
(i) F M V as of 12/31/69	(j) Adjusted basis as of 12/31/69	(k) Excess of col (i) over col (j), if any	
			62
			62
			-1,677
			-2,252
			5,307
			138
			437
			-2,939
			-2,244
			-3,366
			-3,116
			-445
			-764
			-847
			-976
			224
			4,499
			1,765
			-3,697
			236
			-1,640
			-1,037
			947
			480
			3,322
			57
			626
			-2,535
			-2,858
			241



Form 990PF Part IV - Capital Gains and Losses for Tax on Investment Income - Columns i - l

Complete only for assets showing gain in column (h) and owned by the foundation on 12/31/69			(l) Gains (Col (h) gain minus col (k), but not less than -0-) or Losses (from col (h))
(i) F M V as of 12/31/69	(j) Adjusted basis as of 12/31/69	(k) Excess of col (i) over col (j), if any	
			230
			-196
			-408
			-966
			-3,538
			-443
			-1,690
			732
			340
			971
			105
			302
			1,653
			-356
			-102
			-1,352
			-43
			-169
			-1,085
			-1,118
			-29
			4,771
			752
			480
			-210
			-277
			-1,971
			-649
			-2,162
			7,294

Form 990PF Part IV - Capital Gains and Losses for Tax on Investment Income - Columns i - l

Complete only for assets showing gain in column (h) and owned by the foundation on 12/31/69			(l) Gains (Col (h) gain minus col (k), but not less than -0-) or Losses (from col (h))
(i) F M V as of 12/31/69	(j) Adjusted basis as of 12/31/69	(k) Excess of col (i) over col (j), if any	
			-1,553
			-779
			-160
			-842
			-636
			-1,195
			267
			-1,646
			-2,411
			-3,077
			-1,392
			589
			600
			-222
			-1,201
			231
			123
			576
			123
			-1,332
			776
			241
			-538
			-2,332
			-1,356
			-828
			-1,794
			-2,261
			-159
			-1,177

Form 990PF Part IV - Capital Gains and Losses for Tax on Investment Income - Columns i - l

Complete only for assets showing gain in column (h) and owned by the foundation on 12/31/69			(l) Gains (Col (h) gain minus col (k), but not less than -0-) or Losses (from col (h))
(i) F M V as of 12/31/69	(j) Adjusted basis as of 12/31/69	(k) Excess of col (i) over col (j), if any	
			-1,218
			-303
			474
			-3,053
			997
			80
			-144
			817
			597
			111
			-928
			-1,345
			-3,420
			-114
			609
			1,260
			3,497
			1,909
			461
			1,312
			796
			2,059
			2,632
			867
			-10
			173
			31
			1,097
			-747
			1,864

Form 990PF Part IV - Capital Gains and Losses for Tax on Investment Income - Columns i - l

Complete only for assets showing gain in column (h) and owned by the foundation on 12/31/69			(l) Gains (Col (h) gain minus col (k), but not less than -0-) or Losses (from col (h))
(i) F M V as of 12/31/69	(j) Adjusted basis as of 12/31/69	(k) Excess of col (i) over col (j), if any	
			1,358
			686
			1,133
			47
			1,340
			887
			-110
			1,121
			132
			-1,143
			-1,740
			-4,242
			-2,842
			-235
			-260
			54
			1,720
			82
			2,605
			625
			375
			1,430
			477
			-2,952
			-1,357
			-1,477
			283
			-3,038
			732
			682

Form 990PF Part IV - Capital Gains and Losses for Tax on Investment Income - Columns i - l

Complete only for assets showing gain in column (h) and owned by the foundation on 12/31/69			(l) Gains (Col (h) gain minus col (k), but not less than -0-) or Losses (from col (h))
(i) F M V as of 12/31/69	(j) Adjusted basis as of 12/31/69	(k) Excess of col (i) over col (j), if any	
			-1,595
			-32
			37
			-109
			-61
			6
			-191
			-1,892
			-588
			197
			2,358
			-1,795
			-198
			1,365
			2,053
			-421
			-1,129
			8
			317
			-85
			-143
			161
			767
			426
			-2,028
			-194
			-582
			-194
			99
			28

Form 990PF Part IV - Capital Gains and Losses for Tax on Investment Income - Columns i - l

Complete only for assets showing gain in column (h) and owned by the foundation on 12/31/69			(l) Gains (Col (h) gain minus col (k), but not less than -0-) or Losses (from col (h))
(i) F M V as of 12/31/69	(j) Adjusted basis as of 12/31/69	(k) Excess of col (i) over col (j), if any	
			-42
			-43
			45
			1,121
			497
			948
			78
			2,183
			6,558
			0
			29
			34
			-21
			-73
			-60
			-96
			-59
			15
			13
			2
			21,398
			1,512
			-5,205
			-30
			26,447

Form 990PF Part XV Line 3 - Grants and Contributions Paid During the Year or Approved for Future Payment

Recipient	If recipient is an individual, show any relationship to any foundation manager or substantial contributor	Foundation status of recipient	Purpose of grant or contribution	Amount
Name and address (home or business)				
<b>a</b> Paid during the year				
AMERICAN ENTERPRISE INSTITUTE FOR PUBLIC POLICY RESEARCH1150 SEVENTEENTH STREET NW WASHINGTON,DC 20036	NONE	PUBLIC CHARITABLE OR	DONATION	600,000
DANA-FARBER CANCER INSTITUTE 10 BROOKLINE PLACE WEST 6TH FLOOR BROOKLINE,MA 024457226	NONE	PUBLIC CHARITABLE OR	DONATION	10,000
BRIGHAM AND WOMEN'S HOSPITAL 116 HUNTINGTON AVENUE BOSTON,MA 02116	NONE	PUBLIC CHARITABLE OR	DONATION	20,000
YMCA OF GREATER BOSTON316 HUNTINGTON AVENUE BOSTON,MA 02115	NONE	PUBLIC CHARITABLE OR	DONATION	25,000
MASSACHUSETTS GENERAL HOSPITAL165 CAMBRIDGE STREET SUITE 600 BOSTON,MA 021142792	NONE	PUBLIC CHARITABLE OR	DONATION	20,000
THE CHESTNUT HILL SCHOOL428 HAMMOND STREET CHESTNUT HILL,MA 024671229	NONE	PUBLIC CHARITABLE OR	DONATION	25,000
VINCENT MEMORIAL HOSPITAL55 FRUIT STREET BOSTON,MA 021142792	NONE	PUBLIC CHARITABLE OR	DONATION	30,000
ISABELLA STEWART GARDNER MUSEUM280 THE FENWAY BOSTON,MA 02115	NONE	PUBLIC CHARITABLE OR	DONATION	30,000
INSTITUE OF CONTEMPORARY ART 100 NORTHERN AVENUE BOSTON,MA 02210	NONE	PUBLIC CHARITABLE OR	DONATION	40,000
THE BUCKLEY SCHOOL3900 STANSBURY AVENUE SHERMAN OAKS,CA 914234618	NONE	PUBLIC CHARITABLE OR	DONATION	45,000
UCLA FOUNDATION10920 WILSHIRE BLVD SUITE 1400 LOS ANGELES,CA 900246516	NONE	PUBLIC CHARITABLE OR	DONATION	50,000
CHILDREN'S HOSPITAL BOSTON 401 PARK DRIVE SUITE 602 BOSTON,MA 02215	NONE	PUBLIC CHARITABLE OR	DONATION	160,000
CITY OF HOPE1055 WILSHIRE BLVD LOS ANGELES,CA 90017	NONE	PUBLIC CHARITABLE OR	DONATION	4,000
EVERYCHILD FOUNDATIONPO BOX 1808 PACIFIC PALISADES,CA 90272	NONE	PUBLIC CHARITABLE OR	DONATION	15,000
THE OJAI FOUNDATION9739 OJAI-SANTA PAULA ROAD OJAI,CA 93024	NONE	PUBLIC CHARITABLE OR	DONATION	2,500
ZIMMER CHILDREN'S MUSEUM6505 WILSHIRE BLVD SUITE 100 LOS ANGELES,CA 90048	NONE	PUBLIC CHARITABLE OR	DONATION	7,000
HEART OF LOS ANGELES2701 WILSHIRE BLVD SUITE 100 LOS ANGELES,CA 90057	NONE	PUBLIC CHARITABLE OR	DONATION	55,000
HARMONY PROJECT817 VINE STREET SUITE 212 LOS ANGELES,CA 90038	NONE	PUBLIC CHARITABLE OR	DONATION	50,000
MUSIC CENTER135 NORTH GRAND AVENUE LOS ANGELES,CA 90012	NONE	PUBLIC CHARITABLE OR	DONATION	50,000
THE MEADOWBROOK SCHOOL10 FARM ROAD WESTON,MA 02493	NONE	PUBLIC CHARITABLE OR	DONATION	50,000
KEHILLAT ISRAEL16019 SUNSET BLVD PACIFIC PALISADES,CA 90272	NONE	PUBLIC CHARITABLE OR	DONATION	3,436
FRIENDS OF THE ISRAEL DEFENSE FORCES4640 ADMIRALTY WAY SUITE 406 MARINA DEL REY,CA 90292	NONE	PUBLIC CHARITABLE OR	DONATION	360
CEDARS-SINAI MEDICAL CENTER 8700 BEVERLY BLVD SUITE 2416 LOS ANGELES,CA 90048	NONE	PUBLIC CHARITABLE OR	DONATION	10,000
CIRCLE OF CARE BURN FOUNDATION16255 VENTURA BLVD SUITE 707 ENCINO,CA 91436	NONE	PUBLIC CHARITABLE OR	DONATION	2,000
<b>Total</b> . . . . .  <b>3a</b>				1,304,296

## TY 2011 Accounting Fees Schedule

**Name:** BINDER FOUNDATION

**EIN:** 95-4635806

Category	Amount	Net Investment Income	Adjusted Net Income	Disbursements for Charitable Purposes
PRICEWATERHOUSECOOPERS, LLP	49,600	37,600		12,000



**TY 2011 Investments Corporate  
Bonds Schedule**

**Name:** BINDER FOUNDATION  
**EIN:** 95-4635806

Name of Bond	End of Year Book Value	End of Year Fair Market Value
MORGAN STANLEY SMITH BARNEY	588,078	661,330

**TY 2011 Investments Corporate  
Stock Schedule****Name:** BINDER FOUNDATION**EIN:** 95-4635806

<b>Name of Stock</b>	<b>End of Year Book Value</b>	<b>End of Year Fair Market Value</b>
MORGAN STANLEY SMITH BARNEY	5,958,518	6,272,960
SANFORD BERNSTEIN A/C # 888-48242	4,189,928	4,306,134
SANFORD BERNSTEIN A/C # 038-82522	0	0

**TY 2011 Investments - Other Schedule****Name:** BINDER FOUNDATION**EIN:** 95-4635806

<b>Category / Item</b>	<b>Listed at Cost or FMV</b>	<b>Book Value</b>	<b>End of Year Fair Market Value</b>
MS GLOBAL SEC OPP FUND	AT COST	488,339	659,031
ORION FUTURES FUND L.P.	AT COST	652,596	646,653
KKR & CO LP	AT COST	270,729	289,975
MORGAN STANLEY SMITH BARNEY - INTERNATIONAL BONDS	AT COST	106,143	105,412
AP ALTERNATIVE ASSETS, L.P.	AT COST	192,665	172,659

TY 2011 Other Assets Schedule

**Name:** BINDER FOUNDATION

**EIN:** 95-4635806

Description	Beginning of Year - Book Value	End of Year - Book Value	End of Year - Fair Market Value
MISCELLANEOUS ASSETS	7,234	0	0

**TY 2011 Other Expenses Schedule****Name:** BINDER FOUNDATION**EIN:** 95-4635806

Description	Revenue and Expenses per Books	Net Investment Income	Adjusted Net Income	Disbursements for Charitable Purposes
FRANCHISE TAX BOARD	10	0		10
ATTORNEY GENERAL'S REGISTRY OF CHARITABLE TRUSTS	300	0		300
KKR & CO LP INVESTMENT INTEREST EXPENSE	1,042	1,042		0
KKR & CO LP PORTFOLIO DEDUCTIONS	1,778	1,778		0
AP ALTERNATIVE ASSETS, L P - INVESTMENT INTEREST EXPENSE	1,072	1,072		0
AP ALTERNATIVE ASSETS, L P - PORTFOLIO DEDUCTIONS	3,749	3,749		0
ORION FUTURES FUND L P - PORTFOLIO DEDUCTIONS	3,662	3,662		0
ORION FUTURES FUND L P - OTHER DEDUCTIONS	15,093	15,093		0
OTHER DEDUCTION	1,000	0		0
N/D PARTNERSHIP EXPENSE	11	0		0

**TY 2011 Other Income Schedule****Name:** BINDER FOUNDATION**EIN:** 95-4635806

Description	Revenue And Expenses Per Books	Net Investment Income	Adjusted Net Income
MORGAN STANLEY SMITH BARNEY 12-B1 REBATE PAYMENTS	98	98	98
KKR & CO LP - ORDINARY LOSS	-35	-35	-35
KKR & CO LP - SEC 1256 GAIN	105	105	105
KKR & CO LP - OTHER INCOME	468	468	468
CALUMET SPECIALTY PROD PARTNERS LP - ORDINARY LOSS	-376	-376	-376
AP ALTERNATIVE ASSETS, L P - OTHER PORTFOLIO LOSS	-91	-91	-91
ORION FUTURES FUND, L P - SEC 1256 GAIN	30,990	30,990	30,990
ORION FUTURES FUND, L P - OTHER INCOME	8,515	8,515	8,515
MISC SEC LIT DISTRIBUTIONS	1,476	1,476	1,476
ORDINARY GAINS	2,441	2,441	2,441
FEDERAL TAX REFUND	10,991	0	10,991

**TY 2011 Other Professional Fees Schedule****Name:** BINDER FOUNDATION**EIN:** 95-4635806

<b>Category</b>	<b>Amount</b>	<b>Net Investment Income</b>	<b>Adjusted Net Income</b>	<b>Disbursements for Charitable Purposes</b>
INVESTMENT EXPENSES - MORGAN STANLEY SMITH BARNEY	98,223	98,223		0
INVESTMENT EXPENSES - SANFORD BERNSTEIN A/C # 888-48242	44,279	44,279		0

**TY 2011 Taxes Schedule****Name:** BINDER FOUNDATION**EIN:** 95-4635806

Category	Amount	Net Investment Income	Adjusted Net Income	Disbursements for Charitable Purposes
FOREIGN TAXES PAID	4,553	4,553		0
FEDERAL TAXES	56,240	0		56,240
KKR & CO LP FOREIGN TAXES PAID	353	353		0