



See a Social Security Number? Say Something!
Report Privacy Problems to <https://public.resource.org/privacy>
Or call the IRS Identity Theft Hotline at 1-800-908-4490



Return of Private Foundation
or Section 4947(a)(1) Nonexempt Charitable Trust
Treated as a Private Foundation

2011

Note. The foundation may be able to use a copy of this return to satisfy state reporting requirements.

For calendar year 2011 or tax year beginning

, and ending

Name of foundation

THE MERICOS FOUNDATION

A Employer identification number

95-3500491

Number and street (or P O box number if mail is not delivered to street address)

625 SO. FAIR OAKS AVENUE

Room/suite

360

B Telephone number

(626) 441-5188

City or town, state, and ZIP code

SOUTH PASADENA, CA 91030

C If exemption application is pending, check here ☐D 1. Foreign organizations, check here ☐2. Foreign organizations meeting the 85% test, check here and attach computation ☐E If private foundation status was terminated under section 507(b)(1)(A), check here ☐F If the foundation is in a 60-month termination under section 507(b)(1)(B), check here ☐

Check all that apply:

☐ Initial return☐ Initial return of a former public charity☐ Final return☐ Amended return☐ Address change☐ Name change

Check type of organization:

☒ Section 501(c)(3) exempt private foundation☐ Section 4947(a)(1) nonexempt charitable trust☐ Other taxable private foundation

Fair market value of all assets at end of year

(from Part II, col. (c), line 16)

\$ 29,527,345.

J Accounting method: ☐ Cash ☒ Accrual☐ Other (specify)

(Part I, column (d) must be on cash basis.)

Part I Analysis of Revenue and Expenses

(The total of amounts in columns (b), (c), and (d) may not necessarily equal the amounts in column (a).)

(a) Revenue and expenses per books

(b) Net investment income

(c) Adjusted net income

(d) Disbursements for charitable purposes (cash basis only)

1 Contributions, gifts, grants, etc., received

N/A

2 Check ☒ if the foundation is not required to attach Sch B

3 Interest on savings and temporary cash investments

4 Dividends and interest from securities

593,015.

589,928.

STATEMENT 1

5a Gross rents

b Net rental income or (loss)

6a Net gain or (loss) from sale of assets not on line 10

418,062.

b Gross sales price for all assets on line 6a 4,449,400.

7 Capital gain net income (from Part IV, line 2)

418,062.

8 Net short-term capital gain

9 Income modifications

10a Gross sales less returns and allowances

b Less Cost of goods sold

c Gross profit or (loss)

11 Other income

43,049.

38,197.

STATEMENT 2

12 Total Add lines 1 through 11

1,054,126.

1,046,187.

13 Compensation of officers, directors, trustees, etc

0.

0.

0.

14 Other employee salaries and wages

15 Pension plans, employee benefits

16a Legal fees

b Accounting fees

STMT 3

20,000.

0.

20,000.

c Other professional fees

STMT 4

259,734.

103,894.

155,840.

17 Interest

18 Taxes

STMT 5

1,315.

1,315.

0.

19 Depreciation and depletion

20 Occupancy

21 Travel, conferences, and meetings

5,879.

588.

5,291.

22 Printing and publications

23 Other expenses

STMT 6

2,050.

205.

1,845.

24 Total operating and administrative expenses Add lines 13 through 23

288,978.

106,002.

182,976.

25 Contributions, gifts, grants paid

1,783,506.

1,713,506.

26 Total expenses and disbursements. Add lines 24 and 25

2,072,484.

106,002.

1,896,482.

27 Subtract line 26 from line 12:

a Excess of revenue over expenses and disbursements

<1,018,358.>

b Net investment income (if negative, enter -0-)

940,185.

c Adjusted net income (if negative, enter -0-)

N/A

51E

Part II Balance Sheets		Beginning of year	End of year	
			(a) Book Value	(b) Book Value
Assets	1 Cash - non-interest-bearing			
	2 Savings and temporary cash investments	1,010,957.	457,897.	457,897.
	3 Accounts receivable ▶ 30,833.		30,833.	30,833.
	Less: allowance for doubtful accounts ▶			
	4 Pledges receivable ▶			
	Less: allowance for doubtful accounts ▶			
	5 Grants receivable			
	6 Receivables due from officers, directors, trustees, and other disqualified persons			
	7 Other notes and loans receivable ▶			
	Less: allowance for doubtful accounts ▶			
	8 Inventories for sale or use			
	9 Prepaid expenses and deferred charges	6,491.	31,574.	31,574.
	10a Investments - U.S. and state government obligations STMT 8	2,964,496.	2,707,638.	2,707,638.
	b Investments - corporate stock STMT 9	13,612,323.	13,983,634.	13,983,634.
	c Investments - corporate bonds STMT 10	3,701,834.	4,208,798.	4,208,798.
Liabilities	11 Investments - land, buildings, and equipment, basis ▶			
	Less: accumulated depreciation ▶			
	12 Investments - mortgage loans			
	13 Investments - other STMT 11	10,368,945.	8,106,971.	8,106,971.
	14 Land, buildings, and equipment: basis ▶			
	Less: accumulated depreciation ▶			
	15 Other assets (describe ▶)			
	16 Total assets (to be completed by all filers)	31,665,046.	29,527,345.	29,527,345.
	17 Accounts payable and accrued expenses			
	18 Grants payable		70,000.	
Net Assets or Fund Balances	19 Deferred revenue			
	20 Loans from officers, directors, trustees, and other disqualified persons			
	21 Mortgages and other notes payable			
	22 Other liabilities (describe ▶ STATEMENT 12)	60,619.	47,216.	
	23 Total liabilities (add lines 17 through 22)	60,619.	117,216.	
	Foundations that follow SFAS 117, check here ▶ <input type="checkbox"/>			
	and complete lines 24 through 26 and lines 30 and 31			
	24 Unrestricted			
	25 Temporarily restricted			
	26 Permanently restricted			
	Foundations that do not follow SFAS 117, check here ▶ <input checked="" type="checkbox"/>			
	and complete lines 27 through 31.			
	27 Capital stock, trust principal, or current funds	0.	0.	
	28 Paid-in or capital surplus, or land, bldg., and equipment fund	0.	0.	
	29 Retained earnings, accumulated income, endowment, or other funds	31,604,427.	29,410,129.	
	30 Total net assets or fund balances	31,604,427.	29,410,129.	
	31 Total liabilities and net assets/fund balances	31,665,046.	29,527,345.	

Part III Analysis of Changes in Net Assets or Fund Balances

1 Total net assets or fund balances at beginning of year - Part II, column (a), line 30 (must agree with end-of-year figure reported on prior year's return)	1	31,604,427.
2 Enter amount from Part I, line 27a	2	<1,018,358.>
3 Other increases not included in line 2 (itemize) ▶	3	0.
4 Add lines 1, 2, and 3	4	30,586,069.
5 Decreases not included in line 2 (itemize) ▶ SEE STATEMENT 7	5	1,175,940.
6 Total net assets or fund balances at end of year (line 4 minus line 5) - Part II, column (b), line 30	6	29,410,129.

Part IV Capital Gains and Losses for Tax on Investment Income

(a) List and describe the kind(s) of property sold (e.g., real estate, 2-story brick warehouse; or common stock, 200 shs. MLC Co.)		(b) How acquired P - Purchase D - Donation	(c) Date acquired (mo., day, yr.)	(d) Date sold (mo., day, yr.)
1a				
b SEE ATTACHED STATEMENTS				
c				
d				
e				

(e) Gross sales price	(f) Depreciation allowed (or allowable)	(g) Cost or other basis plus expense of sale	(h) Gain or (loss) (e) plus (f) minus (g)
a			
b			
c			
d			
e 4,449,400.		4,031,338.	418,062.

Complete only for assets showing gain in column (h) and owned by the foundation on 12/31/69

(i) F.M.V. as of 12/31/69	(j) Adjusted basis as of 12/31/69	(k) Excess of col. (i) over col. (j), if any	(l) Gains (Col. (h) gain minus col. (k), but not less than -0-) or Losses (from col. (h))
a			
b			
c			
d			
e			418,062.

2 Capital gain net income or (net capital loss) { If gain, also enter in Part I, line 7 If (loss), enter -0- in Part I, line 7 }		2	418,062.
3 Net short-term capital gain or (loss) as defined in sections 1222(5) and (6): If gain, also enter in Part I, line 8, column (c). If (loss), enter -0- in Part I, line 8		3	N/A

Part V Qualification Under Section 4940(e) for Reduced Tax on Net Investment Income

(For optional use by domestic private foundations subject to the section 4940(a) tax on net investment income.)

If section 4940(d)(2) applies, leave this part blank.

Was the foundation liable for the section 4942 tax on the distributable amount of any year in the base period?

☐ Yes ☒ No

If "Yes," the foundation does not qualify under section 4940(e). Do not complete this part.

1 Enter the appropriate amount in each column for each year; see instructions before making any entries.

(a) Base period years Calendar year (or tax year beginning in)	(b) Adjusted qualifying distributions	(c) Net value of noncharitable-use assets	(d) Distribution ratio (col. (b) divided by col. (c))
2010	925,749.	29,025,303.	.031895
2009	1,577,140.	25,460,354.	.061945
2008	1,713,424.	31,534,205.	.054335
2007	1,959,519.	37,230,190.	.052633
2006	1,955,707.	34,929,760.	.055990

2 Total of line 1, column (d)	2	.256798
3 Average distribution ratio for the 5-year base period - divide the total on line 2 by 5, or by the number of years the foundation has been in existence if less than 5 years	3	.051360
4 Enter the net value of noncharitable-use assets for 2011 from Part X, line 5	4	31,113,649.
5 Multiply line 4 by line 3	5	1,597,997.
6 Enter 1% of net investment income (1% of Part I, line 27b)	6	9,402.
7 Add lines 5 and 6	7	1,607,399.
8 Enter qualifying distributions from Part XII, line 4	8	1,896,482.

If line 8 is equal to or greater than line 7, check the box in Part VI, line 1b, and complete that part using a 1% tax rate.
See the Part VI instructions.

Part VI Excise Tax Based on Investment Income (Section 4940(a), 4940(b), 4940(e), or 4948 - see instructions)

1a Exempt operating foundations described in section 4940(d)(2), check here <input type="checkbox"/> and enter "N/A" on line 1. Date of ruling or determination letter: _____ (attach copy of letter if necessary-see instructions)			
b Domestic foundations that meet the section 4940(e) requirements in Part V, check here <input checked="" type="checkbox"/> and enter 1% of Part I, line 27b		1	9,402.
c All other domestic foundations enter 2% of line 27b. Exempt foreign organizations enter 4% of Part I, line 12, col. (b).			
2 Tax under section 511 (domestic section 4947(a)(1) trusts and taxable foundations only. Others enter -0-)		2	0.
3 Add lines 1 and 2		3	9,402.
4 Subtitle A (income) tax (domestic section 4947(a)(1) trusts and taxable foundations only. Others enter -0-)		4	0.
5 Tax based on investment income. Subtract line 4 from line 3. If zero or less, enter -0-		5	9,402.
6 Credits/Payments:			
a 2011 estimated tax payments and 2010 overpayment credited to 2011	6a	47,912.	
b Exempt foreign organizations - tax withheld at source	6b		
c Tax paid with application for extension of time to file (Form 8868)	6c		
d Backup withholding erroneously withheld	6d		
7 Total credits and payments. Add lines 6a through 6d	7	47,912.	
8 Enter any penalty for underpayment of estimated tax. Check here <input type="checkbox"/> if Form 2220 is attached	8		
9 Tax due. If the total of lines 5 and 8 is more than line 7, enter amount owed	9		
10 Overpayment. If line 7 is more than the total of lines 5 and 8, enter the amount overpaid	10	38,510.	
11 Enter the amount of line 10 to be: Credited to 2012 estimated tax <input checked="" type="checkbox"/> 38,510. Refunded <input type="checkbox"/>	11	0.	

Part VII-A Statements Regarding Activities

	Yes	No
1a During the tax year, did the foundation attempt to influence any national, state, or local legislation or did it participate or intervene in any political campaign?		X
1b Did it spend more than \$100 during the year (either directly or indirectly) for political purposes (see instructions for definition)? If the answer is "Yes" to 1a or 1b, attach a detailed description of the activities and copies of any materials published or distributed by the foundation in connection with the activities.		X
1c Did the foundation file Form 1120-POL for this year?		X
d Enter the amount (if any) of tax on political expenditures (section 4955) imposed during the year: (1) On the foundation. <input checked="" type="checkbox"/> \$ 0. (2) On foundation managers. <input checked="" type="checkbox"/> \$ 0.		
e Enter the reimbursement (if any) paid by the foundation during the year for political expenditure tax imposed on foundation managers. <input checked="" type="checkbox"/> \$ 0.		
2 Has the foundation engaged in any activities that have not previously been reported to the IRS? If "Yes," attach a detailed description of the activities	2	X
3 Has the foundation made any changes, not previously reported to the IRS, in its governing instrument, articles of incorporation, or bylaws, or other similar instruments? If "Yes," attach a conformed copy of the changes	3	X
4a Did the foundation have unrelated business gross income of \$1,000 or more during the year?	4a	X
b If "Yes," has it filed a tax return on Form 990-T for this year?	4b	
5 Was there a liquidation, termination, dissolution, or substantial contraction during the year? If "Yes," attach the statement required by General Instruction T	5	X
6 Are the requirements of section 508(e) (relating to sections 4941 through 4945) satisfied either: • By language in the governing instrument, or • By state legislation that effectively amends the governing instrument so that no mandatory directions that conflict with the state law remain in the governing instrument?	6	X
7 Did the foundation have at least \$5,000 in assets at any time during the year? If "Yes," complete Part II, col. (c), and Part XV	7	X
8a Enter the states to which the foundation reports or with which it is registered (see instructions) <input checked="" type="checkbox"/> CA		
b If the answer is "Yes" to line 7, has the foundation furnished a copy of Form 990-PF to the Attorney General (or designate) of each state as required by General Instruction G? If "No," attach explanation	8b	X
9 Is the foundation claiming status as a private operating foundation within the meaning of section 4942(j)(3) or 4942(j)(5) for calendar year 2011 or the taxable year beginning in 2011 (see instructions for Part XIV)? If "Yes," complete Part XIV	9	X
10 Did any persons become substantial contributors during the tax year? If "Yes," attach a schedule listing their names and addresses	10	X

Form 990-PF (2011)

Part VII-A Statements Regarding Activities (continued)

11	At any time during the year, did the foundation, directly or indirectly, own a controlled entity within the meaning of section 512(b)(13)? If "Yes," attach schedule (see instructions)	11		X
12	Did the foundation make a distribution to a donor advised fund over which the foundation or a disqualified person had advisory privileges? If "Yes," attach statement (see instructions)	12		X
13	Did the foundation comply with the public inspection requirements for its annual returns and exemption application?	13	X	
Website address ► N/A				
14	The books are in care of ► WHITTIER TRUST COMPANY Telephone no. ► (626) 441-5188			
Located at ► 625 SO. FAIR OAKS AVE STE 360, SOUTH PASADENA, CA ZIP+4 ► 91030				
15	Section 4947(a)(1) nonexempt charitable trusts filing Form 990-PF in lieu of Form 1041 - Check here and enter the amount of tax-exempt interest received or accrued during the year	15	N/A	
16	At any time during calendar year 2011, did the foundation have an interest in or a signature or other authority over a bank, securities, or other financial account in a foreign country?	16	Yes	No
See the instructions for exceptions and filing requirements for Form TD F 90-22.1. If "Yes," enter the name of the foreign country ►				X

Part VII-B Statements Regarding Activities for Which Form 4720 May Be Required

File Form 4720 if any item is checked in the "Yes" column, unless an exception applies.

		Yes	No
1a	During the year did the foundation (either directly or indirectly):		
(1)	Engage in the sale or exchange, or leasing of property with a disqualified person? <input type="checkbox"/> Yes <input checked="" type="checkbox"/> No		
(2)	Borrow money from, lend money to, or otherwise extend credit to (or accept it from) a disqualified person? <input type="checkbox"/> Yes <input checked="" type="checkbox"/> No		
(3)	Furnish goods, services, or facilities to (or accept them from) a disqualified person? <input type="checkbox"/> Yes <input checked="" type="checkbox"/> No		
(4)	Pay compensation to, or pay or reimburse the expenses of, a disqualified person? <input checked="" type="checkbox"/> Yes <input type="checkbox"/> No		
(5)	Transfer any income or assets to a disqualified person (or make any of either available for the benefit or use of a disqualified person)? <input type="checkbox"/> Yes <input checked="" type="checkbox"/> No		
(6)	Agree to pay money or property to a government official? (Exception. Check "No" if the foundation agreed to make a grant to or to employ the official for a period after termination of government service, if terminating within 90 days.) <input type="checkbox"/> Yes <input checked="" type="checkbox"/> No		
b	If any answer is "Yes" to 1a(1)-(6), did any of the acts fail to qualify under the exceptions described in Regulations section 53.4941(d)-3 or in a current notice regarding disaster assistance (see instructions)? Organizations relying on a current notice regarding disaster assistance check here <input type="checkbox"/>	1b	X
c	Did the foundation engage in a prior year in any of the acts described in 1a, other than excepted acts, that were not corrected before the first day of the tax year beginning in 2011?	1c	X
2	Taxes on failure to distribute income (section 4942) (does not apply for years the foundation was a private operating foundation defined in section 4942(j)(3) or 4942(j)(5)):		
a	At the end of tax year 2011, did the foundation have any undistributed income (lines 6d and 6e, Part XIII) for tax year(s) beginning before 2011? <input type="checkbox"/> Yes <input checked="" type="checkbox"/> No		
If "Yes," list the years ► , , ,			
b	Are there any years listed in 2a for which the foundation is not applying the provisions of section 4942(a)(2) (relating to incorrect valuation of assets) to the year's undistributed income? (If applying section 4942(a)(2) to all years listed, answer "No" and attach statement - see instructions.) N/A	2b	
c	If the provisions of section 4942(a)(2) are being applied to any of the years listed in 2a, list the years here. ► , , ,		
3a	Did the foundation hold more than a 2% direct or indirect interest in any business enterprise at any time during the year? <input type="checkbox"/> Yes <input checked="" type="checkbox"/> No		
b	If "Yes," did it have excess business holdings in 2011 as a result of (1) any purchase by the foundation or disqualified persons after May 26, 1969; (2) the lapse of the 5-year period (or longer period approved by the Commissioner under section 4943(c)(7)) to dispose of holdings acquired by gift or bequest; or (3) the lapse of the 10-, 15-, or 20-year first phase holding period? (Use Schedule C, Form 4720, to determine if the foundation had excess business holdings in 2011.) N/A	3b	
4a	Did the foundation invest during the year any amount in a manner that would jeopardize its charitable purposes?	4a	X
b	Did the foundation make any investment in a prior year (but after December 31, 1969) that could jeopardize its charitable purpose that had not been removed from jeopardy before the first day of the tax year beginning in 2011?	4b	X

Form 990-PF (2011)

Part VII-B Statements Regarding Activities for Which Form 4720 May Be Required (continued)**5a** During the year did the foundation pay or incur any amount to:

(1) Carry on propaganda, or otherwise attempt to influence legislation (section 4945(e))?

☐ Yes ☒ No

(2) Influence the outcome of any specific public election (see section 4955); or to carry on, directly or indirectly, any voter registration drive?

☐ Yes ☒ No

(3) Provide a grant to an individual for travel, study, or other similar purposes?

☐ Yes ☒ No

(4) Provide a grant to an organization other than a charitable, etc., organization described in section 509(a)(1), (2), or (3), or section 4940(d)(2)?

☐ Yes ☒ No

(5) Provide for any purpose other than religious, charitable, scientific, literary, or educational purposes, or for the prevention of cruelty to children or animals?

☐ Yes ☒ No**b** If any answer is "Yes" to 5a(1)-(5), did any of the transactions fail to qualify under the exceptions described in Regulations section 53.4945 or in a current notice regarding disaster assistance (see instructions)?

N/A

5b

Organizations relying on a current notice regarding disaster assistance check here

☒**c** If the answer is "Yes" to question 5a(4), does the foundation claim exemption from the tax because it maintained expenditure responsibility for the grant?

N/A

☐ Yes ☐ No

If "Yes," attach the statement required by Regulations section 53.4945-5(d)

6a Did the foundation, during the year, receive any funds, directly or indirectly, to pay premiums on a personal benefit contract?☐ Yes ☒ No

6b

b Did the foundation, during the year, pay premiums, directly or indirectly, on a personal benefit contract?

If "Yes" to 6b, file Form 8870.

X

7a At any time during the tax year, was the foundation a party to a prohibited tax shelter transaction?☐ Yes ☒ No**b** If "Yes," did the foundation receive any proceeds or have any net income attributable to the transaction?

N/A

7b

Part VIII Information About Officers, Directors, Trustees, Foundation Managers, Highly Paid Employees, and Contractors**1** List all officers, directors, trustees, foundation managers and their compensation.

(a) Name and address	(b) Title, and average hours per week devoted to position	(c) Compensation (If not paid, enter -0-)	(d) Contributions to employee benefit plans and deferred compensation	(e) Expense account, other allowances
SEE STATEMENT 13		0.	0.	0.

2 Compensation of five highest-paid employees (other than those included on line 1). If none, enter "NONE."

(a) Name and address of each employee paid more than \$50,000	(b) Title, and average hours per week devoted to position	(c) Compensation	(d) Contributions to employee benefit plans and deferred compensation	(e) Expense account, other allowances
NONE				

Total number of other employees paid over \$50,000

0

Form 990-PF (2011)

Part X Minimum Investment Return (All domestic foundations must complete this part. Foreign foundations, see instructions.)

1	Fair market value of assets not used (or held for use) directly in carrying out charitable, etc., purposes:		
a	Average monthly fair market value of securities	1a	20,269,941.
b	Average of monthly cash balances	1b	1,248,490.
c	Fair market value of all other assets	1c	10,069,030.
d	Total (add lines 1a, b, and c)	1d	31,587,461.
e	Reduction claimed for blockage or other factors reported on lines 1a and 1c (attach detailed explanation)	1e	0.
2	Acquisition indebtedness applicable to line 1 assets	2	0.
3	Subtract line 2 from line 1d	3	31,587,461.
4	Cash deemed held for charitable activities. Enter 1 1/2% of line 3 (for greater amount, see instructions)	4	473,812.
5	Net value of noncharitable-use assets Subtract line 4 from line 3. Enter here and on Part V, line 4	5	31,113,649.
6	Minimum investment return. Enter 5% of line 5	6	1,555,682.

Part XI Distributable Amount (see instructions) (Section 4942(j)(3) and (j)(5) private operating foundations and certain foreign organizations check here ☐ and do not complete this part.)

1	Minimum investment return from Part X, line 6	1	1,555,682.
2a	Tax on investment income for 2011 from Part VI, line 5	2a	9,402.
b	Income tax for 2011. (This does not include the tax from Part VI.)	2b	
c	Add lines 2a and 2b	2c	9,402.
3	Distributable amount before adjustments. Subtract line 2c from line 1	3	1,546,280.
4	Recoveries of amounts treated as qualifying distributions	4	0.
5	Add lines 3 and 4	5	1,546,280.
6	Deduction from distributable amount (see instructions)	6	0.
7	Distributable amount as adjusted. Subtract line 6 from line 5. Enter here and on Part XIII, line 1	7	1,546,280.

Part XII Qualifying Distributions (see instructions)

1	Amounts paid (including administrative expenses) to accomplish charitable, etc., purposes:		
a	Expenses, contributions, gifts, etc. - total from Part I, column (d), line 26	1a	1,896,482.
b	Program-related investments - total from Part IX-B	1b	0.
2	Amounts paid to acquire assets used (or held for use) directly in carrying out charitable, etc., purposes	2	
3	Amounts set aside for specific charitable projects that satisfy the:		
a	Suitability test (prior IRS approval required)	3a	
b	Cash distribution test (attach the required schedule)	3b	
4	Qualifying distributions Add lines 1a through 3b. Enter here and on Part V, line 8, and Part XIII, line 4	4	1,896,482.
5	Foundations that qualify under section 4940(e) for the reduced rate of tax on net investment income. Enter 1% of Part I, line 27b	5	9,402.
6	Adjusted qualifying distributions. Subtract line 5 from line 4	6	1,887,080.

Note. The amount on line 6 will be used in Part V, column (b), in subsequent years when calculating whether the foundation qualifies for the section 4940(e) reduction of tax in those years.

Form 990-PF (2011)

Part XIII Undistributed Income (see instructions)

	(a) Corpus	(b) Years prior to 2010	(c) 2010	(d) 2011
1 Distributable amount for 2011 from Part XI, line 7				1,546,280.
2 Undistributed income, if any, as of the end of 2011				
a Enter amount for 2010 only			663,954.	
b Total for prior years:		0.		
3 Excess distributions carryover, if any, to 2011:				
a From 2006				
b From 2007				
c From 2008				
d From 2009				
e From 2010				
f Total of lines 3a through e	0.			
4 Qualifying distributions for 2011 from Part XII, line 4: ► \$ 1,896,482.				
a Applied to 2010, but not more than line 2a			663,954.	
b Applied to undistributed income of prior years (Election required - see instructions)		0.		
c Treated as distributions out of corpus (Election required - see instructions)	0.			
d Applied to 2011 distributable amount				1,232,528.
e Remaining amount distributed out of corpus	0.			
5 Excess distributions carryover applied to 2011 (If an amount appears in column (d), the same amount must be shown in column (a).)	0.			0.
6 Enter the net total of each column as indicated below:	0.			
a Corpus Add lines 3f, 4c, and 4e Subtract line 5	0.			
b Prior years' undistributed income. Subtract line 4b from line 2b		0.		
c Enter the amount of prior years' undistributed income for which a notice of deficiency has been issued, or on which the section 4942(a) tax has been previously assessed		0.		
d Subtract line 6c from line 6b. Taxable amount - see instructions		0.		
e Undistributed income for 2010. Subtract line 4a from line 2a. Taxable amount - see instr.			0.	
f Undistributed income for 2011. Subtract lines 4d and 5 from line 1. This amount must be distributed in 2012				313,752.
7 Amounts treated as distributions out of corpus to satisfy requirements imposed by section 170(b)(1)(F) or 4942(g)(3)	0.			
8 Excess distributions carryover from 2006 not applied on line 5 or line 7	0.			
9 Excess distributions carryover to 2012. Subtract lines 7 and 8 from line 6a	0.			
10 Analysis of line 9:				
a Excess from 2007				
b Excess from 2008				
c Excess from 2009				
d Excess from 2010				
e Excess from 2011				

Part XV Supplementary Information (continued)**3 Grants and Contributions Paid During the Year or Approved for Future Payment**

Recipient Name and address (home or business)	If recipient is an individual, show any relationship to any foundation manager or substantial contributor	Foundation status of recipient	Purpose of grant or contribution	Amount
a Paid during the year				
SEE SCHEDULE ATTACHED 1600 HUNTINGTON DRIVE SOUTH PASADENA, CA 91030	NONE	170B	ENDOWMENT	1,715,000.
UNUSED FUNDS RETURNED BY DONEE 1600 HUNTINGTON DRIVE SOUTH PASADENA, CA 91030	NONE	170B		<1,494.>
Total			3a	1,713,506.
b Approved for future payment				
SEE SCHEDULE ATTACHED 1600 HUNTINGTON DRIVE SOUTH PASADENA, CA 91030	NONE	170B		70,000.
Total			3b	70,000.

Part XVII Information Regarding Transfers To and Transactions and Relationships With Noncharitable Exempt Organizations




- | | | Yes | No |
|----------|--|-------|----|
| 1 | Did the organization directly or indirectly engage in any of the following with any other organization described in section 501(c) of the Code (other than section 501(c)(3) organizations) or in section 527, relating to political organizations? | | |
| a | Transfers from the reporting foundation to a noncharitable exempt organization of: | | |
| | (1) Cash | 1a(1) | X |
| | (2) Other assets | 1a(2) | X |
| b | Other transactions: | | |
| | (1) Sales of assets to a noncharitable exempt organization | 1b(1) | X |
| | (2) Purchases of assets from a noncharitable exempt organization | 1b(2) | X |
| | (3) Rental of facilities, equipment, or other assets | 1b(3) | X |
| | (4) Reimbursement arrangements | 1b(4) | X |
| | (5) Loans or loan guarantees | 1b(5) | X |
| | (6) Performance of services or membership or fundraising solicitations | 1b(6) | X |
| c | Sharing of facilities, equipment, mailing lists, other assets, or paid employees | 1c | X |
| d | If the answer to any of the above is "Yes," complete the following schedule. Column (b) should always show the fair market value of the goods, other assets, or services given by the reporting foundation. If the foundation received less than fair market value in any transaction or sharing arrangement, show in column (d) the value of the goods, other assets, or services received. | | |

[illegible]


- 2a** Is the foundation directly or indirectly affiliated with, or related to, one or more tax-exempt organizations described in section 501(c) of the Code (other than section 501(c)(3)) or in section 527? ☐ Yes ☒ No
- b** If "Yes," complete the following schedule.

(a) Name of organization	(b) Type of organization	(c) Description of relationship
N/A		

and believe it is true, correct, and complete. Declaration of preparer (other than taxpayer) is based on all information of which preparer has any knowledge.

Signature of officer or trustee Date Title

Paid Preparer Use Only	Print/Type preparer's name	Preparer's signature	Date	Check <input type="checkbox"/> if self-employed	PTIN
	KYLE WEBSTER, CPA		2/30/12		P00148175
	Firm's name ▶ WHITTIER TRUST COMPANY			Firm's EIN ▶ 95-4195174	
	Firm's address ▶ 1600 HUNTINGTON DRIVE SOUTH PASADENA, CA 91030			Phone no. 626-441-5111	

THE MERICOS FOUNDATION

CONTINUATION FOR 990-PF, PART IV

95-3500491

PAGE

1 OF

21

Part IV Capital Gains and Losses for Tax on Investment Income

(a) List and describe the kind(s) of property sold, e.g., real estate, 2-story brick warehouse; or common stock, 200 shs. MLC Co.					(b) How acquired P - Purchase D - Donation	(c) Date acquired (mo., day, yr.)	(d) Date sold (mo., day, yr.)
1a	2635.48	PV RES 5.5	12/25/17		P	03/12/09	01/25/11
b	2649.84	PV RES 5.5	12/25/17		P	03/12/09	02/25/11
c	2573.61	PV RES 5.5	12/25/17		P	03/12/09	03/25/11
d	1958.25	PV RES 5.5	12/25/17		P	03/12/09	04/25/11
e	3847.46	PV RES 5.5	12/25/17		P	03/12/09	05/25/11
f	2193.45	PV RES 5.5	12/25/17		P	03/12/09	06/27/11
g	1562.08	PV RES 5.5	12/25/17		P	03/12/09	07/25/11
h	2340.06	PV RES 5.5	12/25/17		P	03/12/09	08/25/11
i	1672.57	PV RES 5.5	12/25/17		P	03/12/09	09/26/11
j	1477.07	PV RES 5.5	12/25/17		P	03/12/09	10/25/11
k	2180.47	PV RES 5.5	12/25/17		P	03/12/09	11/28/11
l	2184.09	PV RES 5.5	12/25/17		P	03/12/09	12/30/11
m	1150	SHS NEW YORK COMM			P	11/09/11	12/28/11
n	5	SHS PHILIP MORRIS INTL			P	05/05/99	01/11/11
o	200	SHS PHILIP MORRIS INTL			P	01/14/09	01/11/11

(e) Gross sales price	(f) Depreciation allowed (or allowable)	(g) Cost or other basis plus expense of sale	(h) Gain or (loss) (e) plus (f) minus (g)
a 2,635.		2,635.	0.
b 2,650.		2,649.	1.
c 2,574.		2,573.	1.
d 1,958.		1,958.	0.
e 3,847.		3,846.	1.
f 2,193.		2,193.	0.
g 1,562.		1,562.	0.
h 2,340.		2,339.	1.
i 1,673.		1,672.	1.
j 1,477.		1,477.	0.
k 2,180.		2,180.	0.
l 2,184.		2,184.	0.
m 13,932.		14,145.	<213.>
n 280.		99.	181.
o 11,184.		8,229.	2,955.

Complete only for assets showing gain in column (h) and owned by the foundation on 12/31/69

(i) F.M.V. as of 12/31/69	(j) Adjusted basis as of 12/31/69	(k) Excess of col. (i) over col. (j), if any	(l) Losses (from col. (h)) Gains (excess of col. (h) gain over col. (k), but not less than "-0-")
a			0.
b			1.
c			1.
d			0.
e			1.
f			0.
g			0.
h			1.
i			1.
j			0.
k			0.
l			0.
m			<213.>
n			181.
o			2,955.

 2 Capital gain net income or (net capital loss) { If gain, also enter in Part I, line 7
If (loss), enter "-0-" in Part I, line 7 }

2

3 Net short-term capital gain or (loss) as defined in sections 1222(5) and (6):

If gain, also enter in Part I, line 8, column (c).

If (loss), enter "-0-" in Part I, line 8

3

THE MERICOS FOUNDATION

CONTINUATION FOR 990-PF, PART IV

95-3500491

PAGE

2 OF

21

Part IV Capital Gains and Losses for Tax on Investment Income

(a) List and describe the kind(s) of property sold, e.g., real estate, 2-story brick warehouse; or common stock, 200 shs. MLC Co.		(b) How acquired P - Purchase D - Donation	(c) Date acquired (mo., day, yr.)	(d) Date sold (mo., day, yr.)
1a	15 SHS BECTON DICKINSON	P	04/09/09	01/14/11
b	50 SHS BECTON DICKINSON	P	11/14/08	01/14/11
c	675 SHS CEMIG SA - SPONS ADR	P	07/27/09	01/14/11
d	435 SHS LIFE TECH	P	08/07/08	01/14/11
e	130 SHS MCKESSON HBOC INC	P	01/14/09	01/14/11
f	175 SHS MEDCO HEALTH	P	08/28/08	01/14/11
g	130 SHS MEDCO HEALTH	P	08/25/08	01/14/11
h	300 SHS THERMO ELECT CORP	P	04/09/09	01/14/11
i	65 SHS THERMO ELECT CORP	P	01/14/09	01/14/11
j	1800 SHS INTEL CORP	P	06/30/06	02/02/11
k	1120 SHS INTEL CORP	P	03/29/06	02/02/11
l	700 SHS INTEL CORP	P	08/04/06	02/02/11
m	400 SHS DIAGEO PLC	P	01/14/09	03/15/11
n	60 SHS DIAGEO PLC	P	12/03/08	03/15/11
o	1490 SHS TEXAS INSTRUMENTS	P	02/02/10	04/05/11

(e) Gross sales price	(f) Depreciation allowed (or allowable)	(g) Cost or other basis plus expense of sale	(h) Gain or (loss) (e) plus (f) minus (g)
a 1,240.		1,007.	233.
b 4,133.		3,486.	647.
c 12,032.		8,428.	3,604.
d 23,969.		18,906.	5,063.
e 9,641.		5,342.	4,299.
f 11,321.		8,334.	2,987.
g 8,410.		6,161.	2,249.
h 16,911.		11,156.	5,755.
i 3,664.		2,372.	1,292.
j 38,873.		34,344.	4,529.
k 24,188.		22,288.	1,900.
l 15,117.		12,362.	2,755.
m 29,524.		21,412.	8,112.
n 4,429.		3,196.	1,233.
o 51,842.		34,761.	17,081.

Complete only for assets showing gain in column (h) and owned by the foundation on 12/31/69

(i) F.M.V. as of 12/31/69	(j) Adjusted basis as of 12/31/69	(k) Excess of col. (i) over col. (j), if any	(l) Losses (from col. (h)) Gains (excess of col. (h) gain over col. (k), but not less than "-0-")
a			233.
b			647.
c			3,604.
d			5,063.
e			4,299.
f			2,987.
g			2,249.
h			5,755.
i			1,292.
j			4,529.
k			1,900.
l			2,755.
m			8,112.
n			1,233.
o			17,081.

2 Capital gain net income or (net capital loss) { If gain, also enter in Part I, line 7
If (loss), enter "-0-" in Part I, line 7 }

2

3 Net short-term capital gain or (loss) as defined in sections 1222(5) and (6):

If gain, also enter in Part I, line 8, column (c).

If (loss), enter "-0-" in Part I, line 8

3

THE MERICOS FOUNDATION

CONTINUATION FOR 990-PF, PART IV

95-3500491

PAGE

3 OF

21

Part IV Capital Gains and Losses for Tax on Investment Income

(a) List and describe the kind(s) of property sold, e.g., real estate, 2-story brick warehouse; or common stock, 200 shs. MLC Co.		(b) How acquired P - Purchase D - Donation	(c) Date acquired (mo., day, yr.)	(d) Date sold (mo., day, yr.)
1a	1900 SHS COMPANHIA VALE	P	08/21/09	04/18/11
b	765 SHS COMPANHIA VALE	P	02/02/10	04/18/11
c	40 SHS AFLAC	P	11/12/09	05/11/11
d	20 SHS DISNEY WALT CO	P	04/16/09	05/11/11
e	5 SHS APPLE COMPUTER	P	04/27/10	05/11/11
f	5 SHS CHEVRON	P	03/29/06	05/11/11
g	455 SHS DEERE & CO	P	09/21/09	05/11/11
h	10 SHS SCHLUMBERGER LTD	P	03/29/06	05/11/11
i	350 SHS UNION PACIFIC	P	01/14/09	05/11/11
j	960 SHS TJX COMPANIES	P	11/25/08	05/13/11
k	100 SHS GOLDMAN SACHS	P	03/17/09	05/19/11
l	50 SHS MEDCO HEALTH	P	11/14/08	06/08/11
m	220 SHS MEDCO HEALTH	P	08/25/08	06/08/11
n	690 SHS MEDCO HEALTH	P	06/30/05	06/08/11
o	320 SHS MEDCO HEALTH	P	03/29/06	06/08/11

(e) Gross sales price	(f) Depreciation allowed (or allowable)	(g) Cost or other basis plus expense of sale	(h) Gain or (loss) (e) plus (f) minus (g)
a 60,734.		38,874.	21,860.
b 24,454.		21,083.	3,371.
c 2,158.		1,771.	387.
d 827.		401.	426.
e 1,734.		1,313.	421.
f 510.		294.	216.
g 41,457.		20,450.	21,007.
h 822.		635.	187.
i 35,790.		14,538.	21,252.
j 52,339.		20,004.	32,335.
k 13,965.		9,767.	4,198.
l 2,872.		2,064.	808.
m 12,638.		10,426.	2,212.
n 39,637.		18,531.	21,106.
o 18,382.		9,434.	8,948.

Complete only for assets showing gain in column (h) and owned by the foundation on 12/31/69

(i) F.M.V. as of 12/31/69	(j) Adjusted basis as of 12/31/69	(k) Excess of col. (i) over col. (j), if any	(l) Losses (from col. (h)) Gains (excess of col. (h) gain over col. (k), but not less than "-0-")
a			21,860.
b			3,371.
c			387.
d			426.
e			421.
f			216.
g			21,007.
h			187.
i			21,252.
j			32,335.
k			4,198.
l			808.
m			2,212.
n			21,106.
o			8,948.

 2 Capital gain net income or (net capital loss) { If gain, also enter in Part I, line 7
If (loss), enter "-0-" in Part I, line 7 }

2

 3 Net short-term capital gain or (loss) as defined in sections 1222(5) and (6):
If gain, also enter in Part I, line 8, column (c).
If (loss), enter "-0-" in Part I, line 8

3

THE MERICOS FOUNDATION

 CONTINUATION FOR 990-PF, PART IV
 95-3500491 PAGE 4 OF 21

Part IV Capital Gains and Losses for Tax on Investment Income

(a) List and describe the kind(s) of property sold, e.g., real estate, 2-story brick warehouse; or common stock, 200 shs. MLC Co.		(b) How acquired P - Purchase D - Donation	(c) Date acquired (mo., day, yr.)	(d) Date sold (mo., day, yr.)
1a	20 SHS MEDCO HEALTH	P	02/01/06	06/08/11
b	1900 SHS VERIZON COMM	P	01/05/10	05/11/11
c	619 SHS BANK OF AMERICA	P	03/17/09	06/16/11
d	200 SHS UNION PACIFIC	P	01/14/09	06/22/11
e	4480 SHS BANK OF AMERICA	P	03/17/09	06/23/11
f	250 SHS PHILIP MORRIS INTL	P	05/05/99	08/03/11
g	230 SHS AFLAC	P	11/12/09	08/03/11
h	25 SHS APACHE CORP	P	02/05/08	08/03/11
i	10 SHS APACHE CORP	P	11/14/08	08/03/11
j	135 SHS APACHE CORP	P	08/28/08	08/03/11
k	110 SHS APPLE COMPUTER	P	04/27/10	08/03/11
l	25 SHS APPLE COMPUTER	P	02/02/10	08/03/11
m	125 SHS BECTON DICKINSON	P	04/09/09	08/03/11
n	405 SHS CVS CORP	P	01/20/10	08/03/11
o	285 SHS CHEVRON	P	03/29/06	08/03/11

(e) Gross sales price	(f) Depreciation allowed (or allowable)	(g) Cost or other basis plus expense of sale	(h) Gain or (loss) (e) plus (f) minus (g)
a 1,149.		543.	606.
b 70,409.		59,326.	11,083.
c 6,499.		3,778.	2,721.
d 20,491.		8,308.	12,183.
e 47,501.		27,340.	20,161.
f 17,427.		4,937.	12,490.
g 10,304.		10,183.	121.
h 2,940.		2,388.	552.
i 1,176.		798.	378.
j 15,876.		15,412.	464.
k 43,145.		28,883.	14,262.
l 9,806.		4,893.	4,913.
m 9,991.		8,394.	1,597.
n 14,604.		13,663.	941.
o 29,161.		16,735.	12,426.

Complete only for assets showing gain in column (h) and owned by the foundation on 12/31/69

(i) F.M.V. as of 12/31/69	(j) Adjusted basis as of 12/31/69	(k) Excess of col. (i) over col. (j), if any	(l) Losses (from col. (h)) Gains (excess of col. (h) gain over col. (k), but not less than "-0-")
a			606.
b			11,083.
c			2,721.
d			12,183.
e			20,161.
f			12,490.
g			121.
h			552.
i			378.
j			464.
k			14,262.
l			4,913.
m			1,597.
n			941.
o			12,426.

 2 Capital gain net income or (net capital loss) { If gain, also enter in Part I, line 7
 If (loss), enter "-0-" in Part I, line 7 }

2

 3 Net short-term capital gain or (loss) as defined in sections 1222(5) and (6):
 If gain, also enter in Part I, line 8, column (c).
 If (loss), enter "-0-" in Part I, line 8

3

THE MERICOS FOUNDATION

CONTINUATION FOR 990-PF, PART IV

95-3500491

PAGE 5 OF 21

Part IV Capital Gains and Losses for Tax on Investment Income

(a) List and describe the kind(s) of property sold, e.g., real estate, 2-story brick warehouse; or common stock, 200 shs. MLC Co.		(b) How acquired P - Purchase D - Donation	(c) Date acquired (mo., day, yr.)	(d) Date sold (mo., day, yr.)
1a	90 SHS BHP LTD ADR	P	05/05/10	08/03/11
b	275 SHS COMCAST CL A	P	08/28/08	08/03/11
c	25 SHS COMCAST CL A	P	06/30/05	08/03/11
d	565 SHS CEMIG SA - SPONS ADR	P	07/27/09	08/03/11
e	45 SHS DIAGEO PLC	P	12/03/08	08/03/11
f	235 SHS DISNEY WALT CO	P	04/16/09	08/03/11
g	210 SHS DU PONT	P	07/21/10	08/03/11
h	170 SHS FREEPORT - MCMORAN	P	03/20/07	08/03/11
i	40 SHS GOLDMAN SACHS	P	03/17/09	08/03/11
j	25 SHS GOOGLE INC.	P	04/21/08	08/03/11
k	255 SHS HEALTH CARE	P	06/28/10	08/03/11
l	105 SHS JOHNSON & JOHNSON	P	11/09/99	08/03/11
m	10 SHS JOHNSON & JOHNSON	P	02/01/06	08/03/11
n	15 SHS JOHNSON & JOHNSON	P	03/29/06	08/03/11
o	155 SHS KRAFT FOODS	P	05/18/10	08/03/11

(e) Gross sales price	(f) Depreciation allowed (or allowable)	(g) Cost or other basis plus expense of sale	(h) Gain or (loss) (e) plus (f) minus (g)
a 7,786.		6,203.	1,583.
b 6,229.		5,981.	248.
c 566.		514.	52.
d 10,498.		7,054.	3,444.
e 3,615.		2,397.	1,218.
f 8,796.		4,707.	4,089.
g 10,563.		7,693.	2,870.
h 8,580.		5,235.	3,345.
i 5,294.		3,907.	1,387.
j 15,038.		13,493.	1,545.
k 12,360.		10,937.	1,423.
l 6,637.		5,443.	1,194.
m 632.		581.	51.
n 948.		895.	53.
o 5,296.		4,683.	613.

Complete only for assets showing gain in column (h) and owned by the foundation on 12/31/69

(i) F.M.V. as of 12/31/69	(j) Adjusted basis as of 12/31/69	(k) Excess of col. (i) over col. (j), if any	(l) Losses (from col. (h)) Gains (excess of col. (h) gain over col. (k), but not less than "-0-")
a			1,583.
b			248.
c			52.
d			3,444.
e			1,218.
f			4,089.
g			2,870.
h			3,345.
i			1,387.
j			1,545.
k			1,423.
l			1,194.
m			51.
n			53.
o			613.

 2 Capital gain net income or (net capital loss) { If gain, also enter in Part I, line 7
If (loss), enter "-0-" in Part I, line 7 }

2

3 Net short-term capital gain or (loss) as defined in sections 1222(5) and (6):

If gain, also enter in Part I, line 8, column (c).

If (loss), enter "-0-" in Part I, line 8

3

THE MERICOS FOUNDATION

CONTINUATION FOR 990-PF, PART IV

95-3500491 PAGE 6 OF 21

Part IV Capital Gains and Losses for Tax on Investment Income

(a) List and describe the kind(s) of property sold, e.g., real estate, 2-story brick warehouse; or common stock, 200 shs. MLC Co.		(b) How acquired P - Purchase D - Donation	(c) Date acquired (mo., day, yr.)	(d) Date sold (mo., day, yr.)
1a	340 SHS LOWES COS	P	07/15/09	08/03/11
b	430 SHS MACY'S INC	P	03/19/08	08/03/11
c	180 SHS MCKESSON HBOC INC	P	01/14/09	08/03/11
d	580 SHS ORACLE SYSTEMS	P	10/13/09	08/03/11
e	170 SHS PRICE T ROWE GROUP	P	11/14/08	08/03/11
f	300 SHS SCHLUMBERGER LTD	P	03/29/06	08/03/11
g	135 SHS THERMO ELECT CORP	P	01/14/09	08/03/11
h	90 SHS UNION PACIFIC	P	01/14/09	08/03/11
i	135 SHS BHP LTD ADR	P	05/05/10	08/08/11
j	35 SHS BHP LTD ADR	P	08/21/09	08/08/11
k	300 SHS GOLDMAN SACHS	P	03/17/09	08/08/11
l	350 SHS MACY'S INC	P	08/28/08	08/08/11
m	335 SHS MACY'S INC	P	09/23/08	08/08/11
n	305 SHS MACY'S INC	P	03/19/08	08/08/11
o	350 SHS UNION PACIFIC	P	03/31/09	08/08/11

(e) Gross sales price	(f) Depreciation allowed (or allowable)	(g) Cost or other basis plus expense of sale	(h) Gain or (loss) (e) plus (f) minus (g)
a 6,936.		6,814.	122.
b 11,975.		10,026.	1,949.
c 14,056.		7,397.	6,659.
d 17,574.		12,157.	5,417.
e 9,404.		5,619.	3,785.
f 26,008.		19,035.	6,973.
g 7,602.		4,927.	2,675.
h 8,818.		3,738.	5,080.
i 9,696.		9,305.	391.
j 2,514.		2,215.	299.
k 35,315.		29,300.	6,015.
l 8,431.		7,224.	1,207.
m 8,070.		5,992.	2,078.
n 7,347.		7,111.	236.
o 30,591.		14,483.	16,108.

Complete only for assets showing gain in column (h) and owned by the foundation on 12/31/69

(i) F.M.V. as of 12/31/69	(j) Adjusted basis as of 12/31/69	(k) Excess of col. (i) over col. (j), if any	(l) Losses (from col. (h)) Gains (excess of col. (h) gain over col. (k), but not less than "-0-")
a			122.
b			1,949.
c			6,659.
d			5,417.
e			3,785.
f			6,973.
g			2,675.
h			5,080.
i			391.
j			299.
k			6,015.
l			1,207.
m			2,078.
n			236.
o			16,108.

2 Capital gain net income or (net capital loss) { If gain, also enter in Part I, line 7
If (loss), enter "-0-" in Part I, line 7 }

2

3 Net short-term capital gain or (loss) as defined in sections 1222(5) and (6):

If gain, also enter in Part I, line 8, column (c).

If (loss), enter "-0-" in Part I, line 8

3

Part IV Capital Gains and Losses for Tax on Investment Income

(a) List and describe the kind(s) of property sold, e.g., real estate, 2-story brick warehouse; or common stock, 200 shs. MLC Co.		(b) How acquired P - Purchase D - Donation	(c) Date acquired (mo., day, yr.)	(d) Date sold (mo., day, yr.)
1a	255 SHS UNION PACIFIC	P	01/14/09	08/08/11
b	50 SHS LIFE TECH	P	11/14/08	08/09/11
c	399 SHS LIFE TECH	P	04/09/09	08/09/11
d	1 SHS LIFE TECH	P	04/09/09	08/08/11
e	275 SHS THERMO ELECT CORP	P	03/29/06	10/21/11
f	50 SHS THERMO ELECT CORP	P	11/14/08	10/21/11
g	185 SHS THERMO ELECT CORP	P	06/30/05	10/21/11
h	405 SHS THERMO ELECT CORP	P	06/30/05	10/27/11
i	490 SHS JP MORGAN CHASE	P	06/04/07	08/24/11
j	780 SHS MICROSOFT CORP	P	03/29/06	09/08/11
k	150 SHS GENERAL ELECTRIC	P	02/05/08	10/21/11
l	440 SHS GENERAL ELECTRIC	P	11/16/04	10/21/11
m	1440 SHS GENERAL ELECTRIC	P	03/29/06	10/21/11
n	1 SHS LIFE TECH	P	08/07/08	08/08/11
o	345 SHS PNC FINANCIAL	P	05/27/10	08/15/11

(e) Gross sales price	(f) Depreciation allowed (or allowable)	(g) Cost or other basis plus expense of sale	(h) Gain or (loss) (e) plus (f) minus (g)
a 22,288.		10,592.	11,696.
b 1,937.		1,287.	650.
c 15,453.		13,323.	2,130.
d 39.		33.	6.
e 14,535.		9,483.	5,052.
f 2,643.		1,766.	877.
g 9,778.		6,015.	3,763.
h 20,585.		13,168.	7,417.
i 17,260.		25,330.	<8,070.>
j 20,451.		21,138.	<687.>
k 2,434.		5,163.	<2,729.>
l 7,141.		15,937.	<8,796.>
m 23,371.		48,989.	<25,618.>
n 39.		43.	<4.>
o 16,433.		22,183.	<5,750.>

Complete only for assets showing gain in column (h) and owned by the foundation on 12/31/69

(i) F.M.V. as of 12/31/69	(j) Adjusted basis as of 12/31/69	(k) Excess of col. (i) over col. (j), if any	(l) Losses (from col. (h)) Gains (excess of col. (h) gain over col. (k), but not less than "-0-")
a			11,696.
b			650.
c			2,130.
d			6.
e			5,052.
f			877.
g			3,763.
h			7,417.
i			<8,070.>
j			<687.>
k			<2,729.>
l			<8,796.>
m			<25,618.>
n			<4.>
o			<5,750.>

2 Capital gain net income or (net capital loss) { If gain, also enter in Part I, line 7
If (loss), enter "-0-" in Part I, line 7 }

2

3 Net short-term capital gain or (loss) as defined in sections 1222(5) and (6):

If gain, also enter in Part I, line 8, column (c).

If (loss), enter "-0-" in Part I, line 8

3

Part IV Capital Gains and Losses for Tax on Investment Income

(a) List and describe the kind(s) of property sold, e.g., real estate, 2-story brick warehouse; or common stock, 200 shs. MLC Co.		(b) How acquired P - Purchase D - Donation	(c) Date acquired (mo., day, yr.)	(d) Date sold (mo., day, yr.)
1a 199 SHS LIFE TECH		P	08/28/08	08/09/11
b 269 SHS LIFE TECH		P	08/07/08	08/09/11
c 80 SHS HEALTH CARE		P	06/28/10	08/08/11
d 1 SHS LIFE TECH		P	08/28/08	08/08/11
e 2725 SHS CA INC.		P	02/02/10	08/08/11
f 25 SHS WELLS FARGO		P	01/11/05	08/03/11
g 200 SHS WAL MART STORES		P	11/16/04	08/03/11
h 100 SHS WAL MART STORES		P	04/26/02	08/03/11
i 25 SHS WAL MART STORES		P	11/09/99	08/03/11
j 200 SHS PEPSICO INC		P	08/28/08	08/03/11
k 225 SHS TIME WARNER		P	06/30/05	08/03/11
l 215 SHS SYSCO CORP		P	08/16/05	08/03/11
m 165 SHS SYSCO CORP		P	06/30/05	08/03/11
n 110 SHS TEVA PHARM		P	02/25/10	08/03/11
o 30.41 SHS TEVA PHARM		P	01/14/09	08/03/11

(e) Gross sales price	(f) Depreciation allowed (or allowable)	(g) Cost or other basis plus expense of sale	(h) Gain or (loss) (e) plus (f) minus (g)
a 7,707.		8,556.	<849.>
b 10,419.		11,692.	<1,273.>
c 3,286.		3,431.	<145.>
d 39.		43.	<4.>
e 52,542.		60,418.	<7,876.>
f 684.		776.	<92.>
g 10,298.		11,412.	<1,114.>
h 5,149.		5,608.	<459.>
i 1,287.		1,456.	<169.>
j 12,886.		13,818.	<932.>
k 7,526.		7,993.	<467.>
l 6,433.		7,356.	<923.>
m 4,937.		6,009.	<1,072.>
n 4,661.		6,553.	<1,892.>
o 1,289.		1,293.	<4.>

Complete only for assets showing gain in column (h) and owned by the foundation on 12/31/69

(i) F.M.V. as of 12/31/69	(j) Adjusted basis as of 12/31/69	(k) Excess of col. (i) over col. (j), if any	(l) Losses (from col. (h)) Gains (excess of col. (h) gain over col. (k), but not less than "-0-")
a			<849.>
b			<1,273.>
c			<145.>
d			<4.>
e			<7,876.>
f			<92.>
g			<1,114.>
h			<459.>
i			<169.>
j			<932.>
k			<467.>
l			<923.>
m			<1,072.>
n			<1,892.>
o			<4.>

2 Capital gain net income or (net capital loss) { If gain, also enter in Part I, line 7
If (loss), enter "-0-" in Part I, line 7 }

2

3 Net short-term capital gain or (loss) as defined in sections 1222(5) and (6):

If gain, also enter in Part I, line 8, column (c).

If (loss), enter "-0-" in Part I, line 8

3

THE MERICOS FOUNDATION

CONTINUATION FOR 990-PF, PART IV

95-3500491

PAGE

9 OF

21

Part IV Capital Gains and Losses for Tax on Investment Income

(a) List and describe the kind(s) of property sold, e.g., real estate, 2-story brick warehouse; or common stock, 200 shs. MLC Co.		(b) How acquired P - Purchase D - Donation	(c) Date acquired (mo., day, yr.)	(d) Date sold (mo., day, yr.)
1a 109.59 SHS TEVA PHARM		P	08/28/08	08/03/11
b 100 SHS PROCTER & GAMBLE		P	11/14/08	08/03/11
c 150 SHS PROCTER & GAMBLE		P	08/28/08	08/03/11
d 105 SHS PROCTER & GAMBLE		P	07/22/08	08/03/11
e 270 SHS PNC FINANCIAL		P	05/27/10	08/03/11
f 650 SHS MICROSOFT CORP		P	03/29/06	08/03/11
g 135 SHS LIFE TECH		P	08/07/08	08/03/11
h 660 SHS JP MORGAN CHASE		P	06/04/07	08/03/11
i 1110 SHS GENERAL ELECTRIC		P	11/16/04	08/03/11
j 325 SHS GILEAD SCIENCES		P	02/05/08	08/03/11
k 60 SHS GILEAD SCIENCES		P	01/05/10	08/03/11
l 25 SHS DEVON ENERGY		P	08/28/08	08/03/11
m 175 SHS DEVON ENERGY		P	04/21/08	08/03/11
n 370 SHS EXXON-MOBIL		P	07/13/07	08/03/11
o 120 SHS EXXON-MOBIL		P	08/28/08	08/03/11

(e) Gross sales price	(f) Depreciation allowed (or allowable)	(g) Cost or other basis plus expense of sale	(h) Gain or (loss) (e) plus (f) minus (g)
a 4,644.		4,856.	<212.>
b 6,070.		6,509.	<439.>
c 9,105.		10,650.	<1,545.>
d 6,373.		6,727.	<354.>
e 14,512.		17,361.	<2,849.>
f 17,519.		17,615.	<96.>
g 5,848.		5,868.	<20.>
h 26,342.		34,118.	<7,776.>
i 19,328.		40,204.	<20,876.>
j 12,903.		14,659.	<1,756.>
k 2,382.		2,576.	<194.>
l 1,891.		2,567.	<676.>
m 13,235.		20,833.	<7,598.>
n 28,626.		33,557.	<4,931.>
o 9,284.		9,732.	<448.>

Complete only for assets showing gain in column (h) and owned by the foundation on 12/31/69

(i) F.M.V. as of 12/31/69	(j) Adjusted basis as of 12/31/69	(k) Excess of col. (i) over col. (j), if any	(l) Losses (from col. (h)) Gains (excess of col. (h) gain over col. (k), but not less than "-0-")
a			<212.>
b			<439.>
c			<1,545.>
d			<354.>
e			<2,849.>
f			<96.>
g			<20.>
h			<7,776.>
i			<20,876.>
j			<1,756.>
k			<194.>
l			<676.>
m			<7,598.>
n			<4,931.>
o			<448.>

2 Capital gain net income or (net capital loss)

{ If gain, also enter in Part I, line 7
If (loss), enter "-0-" in Part I, line 7 }

2

3 Net short-term capital gain or (loss) as defined in sections 1222(5) and (6):

If gain, also enter in Part I, line 8, column (c).

If (loss), enter "-0-" in Part I, line 8

3

THE MERICOS FOUNDATION

CONTINUATION FOR 990-PF, PART IV
95-3500491 PAGE 10 OF 21

Part IV Capital Gains and Losses for Tax on Investment Income

(a) List and describe the kind(s) of property sold, e.g., real estate, 2-story brick warehouse; or common stock, 200 shs. MLC Co.		(b) How acquired P - Purchase D - Donation	(c) Date acquired (mo., day, yr.)	(d) Date sold (mo., day, yr.)
1a	540 SHS CISCO SYS INC	P	03/29/06	08/03/11
b	625 SHS CISCO SYS INC	P	07/22/08	08/03/11
c	390 SHS CA INC.	P	02/02/10	08/03/11
d	65 SHS CELGENE CORP	P	08/28/08	08/03/11
e	110 SHS CELGENE CORP	P	09/11/07	08/03/11
f	155 SHS BERKSHIRE CLB	P	03/16/10	08/03/11
g	150 SHS ABBOTT LABS	P	01/05/10	08/03/11
h	485 SHS JP MORGAN CHASE	P	06/04/07	06/16/11
i	100 SHS BANK OF AMERICA	P	11/14/08	06/09/11
j	871 SHS BANK OF AMERICA	P	06/16/08	06/09/11
k	55 SHS GOLDMAN SACHS	P	02/25/10	05/19/11
l	30 SHS SYSCO CORP	P	06/30/05	05/11/11
m	1140 SHS PETROLEO BRASI	P	07/15/09	05/11/11
n	25 SHS DEVON ENERGY	P	04/21/08	05/11/11
o	30 SHS JP MORGAN CHASE	P	06/04/07	05/11/11

(e) Gross sales price	(f) Depreciation allowed (or allowable)	(g) Cost or other basis plus expense of sale	(h) Gain or (loss) (e) plus (f) minus (g)
a 8,361.		11,686.	<3,325.>
b 9,677.		13,669.	<3,992.>
c 8,351.		8,647.	<296.>
d 3,784.		4,547.	<763.>
e 6,403.		7,536.	<1,133.>
f 11,460.		12,766.	<1,306.>
g 7,498.		8,091.	<593.>
h 19,448.		25,072.	<5,624.>
i 1,062.		1,722.	<660.>
j 9,250.		24,292.	<15,042.>
k 7,681.		8,523.	<842.>
l 930.		1,093.	<163.>
m 38,989.		44,377.	<5,388.>
n 2,080.		2,976.	<896.>
o 1,327.		1,551.	<224.>

Complete only for assets showing gain in column (h) and owned by the foundation on 12/31/69

(i) F.M.V. as of 12/31/69	(j) Adjusted basis as of 12/31/69	(k) Excess of col. (i) over col. (j), if any	(l) Losses (from col. (h)) Gains (excess of col. (h) gain over col. (k), but not less than "-0-")
a			<3,325.>
b			<3,992.>
c			<296.>
d			<763.>
e			<1,133.>
f			<1,306.>
g			<593.>
h			<5,624.>
i			<660.>
j			<15,042.>
k			<842.>
l			<163.>
m			<5,388.>
n			<896.>
o			<224.>

2 Capital gain net income or (net capital loss) { If gain, also enter in Part I, line 7
If (loss), enter "-0-" in Part I, line 7 }

2

3 Net short-term capital gain or (loss) as defined in sections 1222(5) and (6):
If gain, also enter in Part I, line 8, column (c).
If (loss), enter "-0-" in Part I, line 8

3

THE MERICOS FOUNDATION

CONTINUATION FOR 990-PF, PART IV

95-3500491

PAGE 11 OF 21

Part IV Capital Gains and Losses for Tax on Investment Income

(a) List and describe the kind(s) of property sold, e.g., real estate, 2-story brick warehouse; or common stock, 200 shs. MLC Co.		(b) How acquired P - Purchase D - Donation	(c) Date acquired (mo., day, yr.)	(d) Date sold (mo., day, yr.)
1a	385 SHS MICROSOFT CORP	P	09/11/07	05/11/11
b	1000 SHS MICROSOFT CORP	P	08/28/08	05/11/11
c	150 SHS MICROSOFT CORP	P	03/29/06	05/11/11
d	85 SHS CELGENE CORP	P	08/28/08	01/14/11
e	365 SHS WAL MART STORES	P	11/09/99	01/11/11
f	400 SHS WAL MART STORES	P	08/28/08	01/11/11
g	100 SHS BECTON DICKINSON	P	08/28/08	01/14/11
h	25 SHS BECTON DICKINSON	P	02/05/08	01/14/11
i	1940 SHS FLUOR CORP	P	02/02/10	01/04/11
j	140 SHS PHILIP MORRIS INTL	P	02/25/10	01/11/11
k	60 SHS JUNIPER NETWORKS	P	08/30/10	05/11/11
l	630 SHS PG & E CORP	P	04/27/10	01/14/11
m	5050 SHS NATL SEMICONDUCTOR	P	02/02/11	05/11/11
n	125 SHS ILLINOIS TOOL WKS	P	11/15/10	05/11/11
o	120 SHS VERIZON COMM	P	07/27/10	05/11/11

(e) Gross sales price	(f) Depreciation allowed (or allowable)	(g) Cost or other basis plus expense of sale	(h) Gain or (loss) (e) plus (f) minus (g)
a 9,732.		11,127.	<1,395.>
b 25,278.		28,010.	<2,732.>
c 3,792.		4,065.	<273.>
d 4,881.		5,947.	<1,066.>
e 19,858.		21,252.	<1,394.>
f 21,762.		23,940.	<2,178.>
g 8,266.		8,773.	<507.>
h 2,067.		2,188.	<121.>
i 124,126.		92,417.	31,709.
j 7,829.		6,941.	888.
k 2,295.		1,622.	673.
l 29,726.		27,472.	2,254.
m 123,007.		77,771.	45,236.
n 7,216.		6,013.	1,203.
o 4,447.		3,443.	1,004.

Complete only for assets showing gain in column (h) and owned by the foundation on 12/31/69

(i) F.M.V. as of 12/31/69	(j) Adjusted basis as of 12/31/69	(k) Excess of col. (i) over col. (j), if any	(l) Losses (from col. (h)) Gains (excess of col. (h) gain over col. (k), but not less than "-0-")
a			<1,395.>
b			<2,732.>
c			<273.>
d			<1,066.>
e			<1,394.>
f			<2,178.>
g			<507.>
h			<121.>
i			31,709.
j			888.
k			673.
l			2,254.
m			45,236.
n			1,203.
o			1,004.

2 Capital gain net income or (net capital loss) { If gain, also enter in Part I, line 7
If (loss), enter "-0-" in Part I, line 7 }

2

3 Net short-term capital gain or (loss) as defined in sections 1222(5) and (6):
If gain, also enter in Part I, line 8, column (c).
If (loss), enter "-0-" in Part I, line 8

3

Part IV Capital Gains and Losses for Tax on Investment Income

(a) List and describe the kind(s) of property sold, e.g., real estate, 2-story brick warehouse; or common stock, 200 shs. MLC Co.		(b) How acquired P - Purchase D - Donation	(c) Date acquired (mo., day, yr.)	(d) Date sold (mo., day, yr.)
1a	1195 SHS VERIZON COMM	P	08/04/10	05/11/11
b	2765 SHS JUNIPER NETWORKS	P	08/30/10	07/11/11
c	1150 SHS CITRIX SYSTEMS	P	08/30/10	07/27/11
d	5 SHS AMAZON.COM	P	05/11/11	08/03/11
e	20 SHS AMAZON.COM	P	03/15/11	08/03/11
f	350 SHS AMERICAN EXPRESS	P	06/09/11	08/03/11
g	200 SHS COG TECH SOL	P	08/16/10	08/03/11
h	10 SHS FREEPORT - MCMORAN	P	05/11/11	08/03/11
i	360 SHS ILLINOIS TOOL WKS	P	11/15/10	08/03/11
j	230 SHS MCDONALDS CORP	P	01/11/11	08/03/11
k	175 SHS NIKE	P	12/29/10	08/03/11
l	75 SHS SIGMA ALDRICH	P	01/14/11	08/03/11
m	190 SHS ACE LIMITED	P	10/27/10	08/03/11
n	1000 SHS AMERICAN WTR WORKS	P	04/19/11	11/09/11
o	620 SHS UTILITIES HOLDERS	P	08/09/11	12/15/11

(e) Gross sales price	(f) Depreciation allowed (or allowable)	(g) Cost or other basis plus expense of sale	(h) Gain or (loss) (e) plus (f) minus (g)
a 44,284.		35,169.	9,115.
b 86,431.		74,729.	11,702.
c 81,547.		67,077.	14,470.
d 1,054.		1,021.	33.
e 4,215.		3,329.	886.
f 17,094.		17,050.	44.
g 14,524.		11,655.	2,869.
h 505.		484.	21.
i 17,640.		17,318.	322.
j 19,678.		17,030.	2,648.
k 15,225.		15,020.	205.
l 4,818.		4,817.	1.
m 12,680.		11,495.	1,185.
n 30,783.		28,332.	2,451.
o 67,633.		59,348.	8,285.

Complete only for assets showing gain in column (h) and owned by the foundation on 12/31/69

(i) F.M.V. as of 12/31/69	(j) Adjusted basis as of 12/31/69	(k) Excess of col. (i) over col. (j), if any	(l) Losses (from col. (h)) Gains (excess of col. (h) gain over col. (k), but not less than "-0-")
a			9,115.
b			11,702.
c			14,470.
d			33.
e			886.
f			44.
g			2,869.
h			21.
i			322.
j			2,648.
k			205.
l			1.
m			1,185.
n			2,451.
o			8,285.

- 2 Capital gain net income or (net capital loss) { If gain, also enter in Part I, line 7
If (loss), enter "-0-" in Part I, line 7 }
- 3 Net short-term capital gain or (loss) as defined in sections 1222(5) and (6):
If gain, also enter in Part I, line 8, column (c).
If (loss), enter "-0-" in Part I, line 8 }

2

3

Part IV Capital Gains and Losses for Tax on Investment Income

(a) List and describe the kind(s) of property sold, e.g., real estate, 2-story brick warehouse; or common stock, 200 shs. MLC Co.		(b) How acquired P - Purchase D - Donation	(c) Date acquired (mo., day, yr.)	(d) Date sold (mo., day, yr.)
1a	40 SHS UTILITIES HOLDERS	P	11/09/11	12/15/11
b	1220 SHS ACCENTURE PLC	P	07/11/11	11/09/11
c	70 SHS AMERICAN EXPRESS	P	06/09/11	08/15/11
d	290 SHS AMERICAN EXPRESS	P	06/16/11	08/15/11
e	1065 SHS CITIGROUP INC	P	06/23/11	08/24/11
f	730 SHS ILLINOIS TOOL WKS	P	11/15/10	08/08/11
g	115 SHS WELLPOINT INC.	P	04/21/11	08/03/11
h	610 SHS WELLS FARGO	P	01/14/11	08/03/11
i	180 SHS ACCENTURE PLC	P	07/11/11	08/03/11
j	225 SHS QUALCOMM INC	P	05/11/11	08/03/11
k	30 SHS PROCTER & GAMBLE	P	05/11/11	08/03/11
l	40 SHS PRICE T ROWE GROUP	P	05/11/11	08/03/11
m	280 SHS TARGET CORP	P	01/11/11	08/03/11
n	200 SHS 3M CO COM	P	08/04/10	08/03/11
o	75 SHS TIME WARNER	P	05/11/11	08/03/11

(e) Gross sales price	(f) Depreciation allowed (or allowable)	(g) Cost or other basis plus expense of sale	(h) Gain or (loss) (e) plus (f) minus (g)
a 4,363.		4,359.	4.
b 69,297.		75,125.	<5,828.>
c 3,202.		3,410.	<208.>
d 13,266.		13,984.	<718.>
e 29,455.		41,333.	<11,878.>
f 31,249.		35,118.	<3,869.>
g 7,432.		8,352.	<920.>
h 16,679.		19,963.	<3,284.>
i 10,699.		11,084.	<385.>
j 12,082.		12,683.	<601.>
k 1,821.		1,977.	<156.>
l 2,213.		2,488.	<275.>
m 13,944.		15,475.	<1,531.>
n 17,222.		17,605.	<383.>
o 2,509.		2,678.	<169.>

Complete only for assets showing gain in column (h) and owned by the foundation on 12/31/69

(i) F.M.V. as of 12/31/69	(j) Adjusted basis as of 12/31/69	(k) Excess of col. (i) over col. (j), if any	(l) Losses (from col. (h)) Gains (excess of col. (h) gain over col. (k), but not less than "-0-")
a			4.
b			<5,828.>
c			<208.>
d			<718.>
e			<11,878.>
f			<3,869.>
g			<920.>
h			<3,284.>
i			<385.>
j			<601.>
k			<156.>
l			<275.>
m			<1,531.>
n			<383.>
o			<169.>

2 Capital gain net income or (net capital loss) { If gain, also enter in Part I, line 7
If (loss), enter "-0-" in Part I, line 7 }

2

3 Net short-term capital gain or (loss) as defined in sections 1222(5) and (6):
If gain, also enter in Part I, line 8, column (c).
If (loss), enter "-0-" in Part I, line 8

3

Part IV Capital Gains and Losses for Tax on Investment Income

(a) List and describe the kind(s) of property sold, e.g., real estate, 2-story brick warehouse; or common stock, 200 shs. MLC Co.		(b) How acquired P - Purchase D - Donation	(c) Date acquired (mo., day, yr.)	(d) Date sold (mo., day, yr.)
1a	105 SHS ORACLE SYSTEMS	P	05/11/11	08/03/11
b	70 SHS PEPSICO INC	P	05/11/11	08/03/11
c	455 SHS MYLAN LABS	P	06/08/11	08/03/11
d	10 SHS JOHNSON & JOHNSON	P	05/11/11	08/03/11
e	170 SHS JOHNSON CTLS	P	05/13/11	08/03/11
f	15 SHS DIAGEO PLC	P	05/11/11	08/03/11
g	800 SHS EMC CORP	P	05/11/11	08/03/11
h	285 SHS EATON CORP	P	06/22/11	08/03/11
i	35 SHS HEALTH CARE	P	05/11/11	08/03/11
j	170 SHS COMCAST CL A	P	05/11/11	08/03/11
k	315 SHS BOEING CO	P	05/11/11	08/03/11
l	25 SHS CVS CORP	P	05/11/11	08/03/11
m	190 SHS DEERE & CO	P	06/22/11	08/03/11
n	160 SHS CITIGROUP INC	P	06/23/11	08/03/11
o	525 SHS AMERICAN WTR WORKS	P	04/19/11	08/03/11

(e) Gross sales price	(f) Depreciation allowed (or allowable)	(g) Cost or other basis plus expense of sale	(h) Gain or (loss) (e) plus (f) minus (g)
a 3,182.		3,673.	<491.>
b 4,510.		4,908.	<398.>
c 9,309.		10,284.	<975.>
d 632.		664.	<32.>
e 6,176.		6,561.	<385.>
f 1,205.		1,256.	<51.>
g 19,970.		21,815.	<1,845.>
h 12,922.		13,869.	<947.>
i 1,696.		1,797.	<101.>
j 3,851.		4,325.	<474.>
k 21,183.		24,893.	<3,710.>
l 901.		937.	<36.>
m 14,639.		15,623.	<984.>
n 5,969.		6,210.	<241.>
o 14,746.		14,874.	<128.>

Complete only for assets showing gain in column (h) and owned by the foundation on 12/31/69

(i) F.M.V. as of 12/31/69	(j) Adjusted basis as of 12/31/69	(k) Excess of col. (i) over col. (j), if any	(l) Losses (from col. (h)) Gains (excess of col. (h) gain over col. (k), but not less than "-0-")
a			<491.>
b			<398.>
c			<975.>
d			<32.>
e			<385.>
f			<51.>
g			<1,845.>
h			<947.>
i			<101.>
j			<474.>
k			<3,710.>
l			<36.>
m			<984.>
n			<241.>
o			<128.>

2 Capital gain net income or (net capital loss) { If gain, also enter in Part I, line 7
If (loss), enter "-0-" in Part I, line 7 }

2

3 Net short-term capital gain or (loss) as defined in sections 1222(5) and (6):

If gain, also enter in Part I, line 8, column (c).

If (loss), enter "-0-" in Part I, line 8

3

THE MERICOS FOUNDATION

CONTINUATION FOR 990-PF, PART IV

95-3500491

PAGE 15 OF 21

Part IV Capital Gains and Losses for Tax on Investment Income

(a) List and describe the kind(s) of property sold, e.g., real estate, 2-story brick warehouse; or common stock, 200 shs. MLC Co.		(b) How acquired P - Purchase D - Donation	(c) Date acquired (mo., day, yr.)	(d) Date sold (mo., day, yr.)
1a	25 SHS AMERICAN WTR WORKS	P	05/11/11	08/03/11
b	345 SHS ABBOTT LABS	P	05/11/11	08/03/11
c	260 SHS ALTERA CORP	P	07/29/11	08/03/11
d	495 SHS AT&T INC	P	05/11/11	08/03/11
e	5 SHS APACHE CORP	P	05/11/11	08/03/11
f	1805 SHS UNITED PARCEL	P	01/04/11	06/22/11
g	795 SHS BANK OF AMERICA	P	08/04/10	06/16/11
h	451 SHS BANK OF AMERICA	P	01/14/11	06/16/11
i	924 SHS BANK OF AMERICA	P	01/14/11	06/09/11
j	230 SHS GOLDMAN SACHS	P	08/04/10	05/19/11
k	5 SHS GOLDMAN SACHS	P	05/11/11	05/19/11
l	690 SHS PETROLEO BRASI	P	08/04/10	05/11/11
m	880 SHS ENTERGY CORP	P	02/02/10	02/02/11
n	65 SHS BAIDU INC	P	05/27/10	10/12/11
o	70 SHS BED BATH & BEYOND	P	05/27/10	10/12/11

(e) Gross sales price	(f) Depreciation allowed (or allowable)	(g) Cost or other basis plus expense of sale	(h) Gain or (loss) (e) plus (f) minus (g)
a 702.		742.	<40.>
b 17,246.		18,300.	<1,054.>
c 10,280.		10,770.	<490.>
d 14,587.		15,508.	<921.>
e 588.		618.	<30.>
f 128,675.		131,215.	<2,540.>
g 8,347.		11,313.	<2,966.>
h 4,735.		6,900.	<2,165.>
i 9,813.		14,137.	<4,324.>
j 32,120.		36,098.	<3,978.>
k 698.		740.	<42.>
l 23,599.		26,715.	<3,116.>
m 64,529.		69,420.	<4,891.>
n 8,543.		4,761.	3,782.
o 4,193.		3,163.	1,030.

Complete only for assets showing gain in column (h) and owned by the foundation on 12/31/69

(i) F.M.V. as of 12/31/69	(j) Adjusted basis as of 12/31/69	(k) Excess of col. (i) over col. (j), if any	(l) Losses (from col. (h)) Gains (excess of col. (h) gain over col. (k), but not less than "-0-")
a			<40.>
b			<1,054.>
c			<490.>
d			<921.>
e			<30.>
f			<2,540.>
g			<2,966.>
h			<2,165.>
i			<4,324.>
j			<3,978.>
k			<42.>
l			<3,116.>
m			<4,891.>
n			3,782.
o			1,030.

 2 Capital gain net income or (net capital loss) { If gain, also enter in Part I, line 7
If (loss), enter "-0-" in Part I, line 7 }

2

3 Net short-term capital gain or (loss) as defined in sections 1222(5) and (6):

If gain, also enter in Part I, line 8, column (c).

If (loss), enter "-0-" in Part I, line 8

3

THE MERICOS FOUNDATION

CONTINUATION FOR 990-PF, PART IV

95-3500491

PAGE 16 OF 21

Part IV Capital Gains and Losses for Tax on Investment Income

(a) List and describe the kind(s) of property sold, e.g., real estate, 2-story brick warehouse; or common stock, 200 shs. MLC Co.		(b) How acquired P - Purchase D - Donation	(c) Date acquired (mo., day, yr.)	(d) Date sold (mo., day, yr.)
1a	45 SHS BED BATH & BEYOND	P	10/13/99	10/12/11
b	35 SHS BIOGEN IDEC INC.	P	12/19/05	10/12/11
c	50 SHS BIOGEN IDEC INC.	P	05/27/10	10/12/11
d	65 SHS BROADCOM CORP	P	05/27/10	10/12/11
e	5 SHS CH ROBINSON	P	12/19/05	10/12/11
f	35 SHS CH ROBINSON	P	05/27/10	10/12/11
g	120 SHS CA INC.	P	05/27/10	10/12/11
h	110 SHS CELGENE CORP	P	05/27/10	10/12/11
i	10 SHS CITRIX SYSTEMS	P	10/13/99	10/12/11
j	50 SHS CITRIX SYSTEMS	P	05/27/10	10/12/11
k	55 SHS COG TECH SOL	P	05/27/10	10/12/11
l	105 SHS COMCAST CL A	P	05/27/10	10/12/11
m	125 SHS DIRECTV	P	05/27/10	10/12/11
n	115 SHS EBAY INC	P	05/27/10	10/12/11
o	5 SHS EXPEDITORS INT	P	12/19/05	10/12/11

(e) Gross sales price	(f) Depreciation allowed (or allowable)	(g) Cost or other basis plus expense of sale	(h) Gain or (loss) (e) plus (f) minus (g)
a 2,695.		772.	1,923.
b 3,474.		1,566.	1,908.
c 4,963.		2,404.	2,559.
d 2,360.		2,228.	132.
e 364.		182.	182.
f 2,549.		2,049.	500.
g 2,556.		2,437.	119.
h 7,235.		5,856.	1,379.
i 626.		312.	314.
j 3,129.		2,205.	924.
k 3,960.		2,782.	1,178.
l 2,496.		1,921.	575.
m 5,860.		4,747.	1,113.
n 3,797.		2,513.	1,284.
o 222.		169.	53.

Complete only for assets showing gain in column (h) and owned by the foundation on 12/31/69

(i) F.M.V. as of 12/31/69	(j) Adjusted basis as of 12/31/69	(k) Excess of col. (i) over col. (j), if any	(l) Losses (from col. (h)) Gains (excess of col. (h) gain over col. (k), but not less than "-0-")
a			1,923.
b			1,908.
c			2,559.
d			132.
e			182.
f			500.
g			119.
h			1,379.
i			314.
j			924.
k			1,178.
l			575.
m			1,113.
n			1,284.
o			53.

2 Capital gain net income or (net capital loss) { If gain, also enter in Part I, line 7
If (loss), enter "-0-" in Part I, line 7 }

3 Net short-term capital gain or (loss) as defined in sections 1222(5) and (6):
If gain, also enter in Part I, line 8, column (c).
If (loss), enter "-0-" in Part I, line 8

2

3

THE MERICOS FOUNDATION

CONTINUATION FOR 990-PF, PART IV

95-3500491

PAGE 17 OF 21

Part IV Capital Gains and Losses for Tax on Investment Income

(a) List and describe the kind(s) of property sold, e.g., real estate, 2-story brick warehouse; or common stock, 200 shs. MLC Co.		(b) How acquired P - Purchase D - Donation	(c) Date acquired (mo., day, yr.)	(d) Date sold (mo., day, yr.)
1a	45 SHS EXPEDITORS INT	P	05/27/10	10/12/11
b	10 SHS EXPRESS SCRIPTS	P	12/31/01	10/12/11
c	120 SHS GENZYME	P	10/13/99	04/05/11
d	45 SHS ADOBE SYSTEMS	P	10/13/99	10/12/11
e	65 SHS ALTERA CORP	P	10/13/99	10/12/11
f	60 SHS ALTERA CORP	P	05/27/10	10/12/11
g	15 SHS AMAZON.COM	P	05/27/10	10/12/11
h	25 SHS FISERV	P	10/13/99	10/12/11
i	35 SHS FISERV	P	05/27/10	10/12/11
j	70 SHS GILEAD SCIENCES	P	12/31/01	10/12/11
k	175 SHS GILEAD SCIENCES	P	05/27/10	10/12/11
l	55 SHS INTUIT	P	10/13/99	10/12/11
m	70 SHS INTUIT	P	05/27/10	10/12/11
n	5 SHS INTUITIVE SURGICAL	P	05/27/10	10/12/11
o	20 SHS APOLLO GROUP	P	12/31/01	10/12/11

(e) Gross sales price	(f) Depreciation allowed (or allowable)	(g) Cost or other basis plus expense of sale	(h) Gain or (loss) (e) plus (f) minus (g)
a 2,000.		1,727.	273.
b 407.		59.	348.
c 9,168.		2,515.	6,653.
d 1,173.		590.	583.
e 2,232.		1,387.	845.
f 2,060.		1,428.	632.
g 3,572.		1,896.	1,676.
h 1,412.		443.	969.
i 1,977.		1,677.	300.
j 2,829.		593.	2,236.
k 7,072.		6,340.	732.
l 2,868.		736.	2,132.
m 3,650.		2,493.	1,157.
n 1,929.		1,648.	281.
o 887.		598.	289.

Complete only for assets showing gain in column (h) and owned by the foundation on 12/31/69

(i) F.M.V. as of 12/31/69	(j) Adjusted basis as of 12/31/69	(k) Excess of col. (i) over col. (j), if any	(l) Losses (from col. (h)) Gains (excess of col. (h) gain over col. (k), but not less than "-0-")
a			273.
b			348.
c			6,653.
d			583.
e			845.
f			632.
g			1,676.
h			969.
i			300.
j			2,236.
k			732.
l			2,132.
m			1,157.
n			281.
o			289.

2 Capital gain net income or (net capital loss) { If gain, also enter in Part I, line 7
If (loss), enter "-0-" in Part I, line 7 }

2

3 Net short-term capital gain or (loss) as defined in sections 1222(5) and (6):

If gain, also enter in Part I, line 8, column (c).

If (loss), enter "-0-" in Part I, line 8

3

THE MERICOS FOUNDATION

CONTINUATION FOR 990-PF, PART IV

95-3500491

PAGE 18 OF 21

Part IV Capital Gains and Losses for Tax on Investment Income

(a) List and describe the kind(s) of property sold, e.g., real estate, 2-story brick warehouse; or common stock, 200 shs. MLC Co.		(b) How acquired P - Purchase D - Donation	(c) Date acquired (mo., day, yr.)	(d) Date sold (mo., day, yr.)
1a	125 SHS APPLE COMPUTER	P	10/13/99	10/12/11
b	280 SHS APPLE COMPUTER	P	05/27/10	10/12/11
c	35 SHS AUTOMATIC DATA PROC	P	05/27/10	10/12/11
d	95 SHS LINEAR TECHNOLOGY	P	10/13/99	10/12/11
e	120 SHS MATTEL INC	P	05/27/10	10/12/11
f	40 SHS NETWORK APPLIANCE	P	05/27/10	10/12/11
g	15 SHS PRICELINE	P	05/27/10	10/12/11
h	165 SHS QUALCOMM INC	P	10/13/99	10/12/11
i	420 SHS QUALCOMM INC	P	05/27/10	10/12/11
j	85 SHS ACTIVISION	P	05/27/10	10/12/11
k	180 SHS ACTIVISION	P	10/05/07	10/12/11
l	185 SHS NEWS C L A	P	05/27/10	10/12/11
m	25 SHS PACCAR INC	P	12/19/05	10/12/11
n	125 SHS STARBUCKS CORP	P	10/13/99	10/12/11
o	210 SHS STARBUCKS CORP	P	05/27/10	10/12/11

(e) Gross sales price	(f) Depreciation allowed (or allowable)	(g) Cost or other basis plus expense of sale	(h) Gain or (loss) (e) plus (f) minus (g)
a 50,369.		2,045.	48,324.
b 112,827.		70,680.	42,147.
c 1,798.		1,437.	361.
d 2,880.		2,713.	167.
e 3,370.		2,597.	773.
f 1,564.		1,525.	39.
g 7,346.		2,955.	4,391.
h 8,654.		4,284.	4,370.
i 22,029.		14,909.	7,120.
j 1,084.		915.	169.
k 2,295.		2,044.	251.
l 3,182.		2,492.	690.
m 978.		777.	201.
n 5,222.		725.	4,497.
o 8,774.		5,462.	3,312.

Complete only for assets showing gain in column (h) and owned by the foundation on 12/31/69

(i) F.M.V. as of 12/31/69	(j) Adjusted basis as of 12/31/69	(k) Excess of col. (i) over col. (j), if any	(l) Losses (from col. (h)) Gains (excess of col. (h) gain over col. (k), but not less than "-0-")
a			48,324.
b			42,147.
c			361.
d			167.
e			773.
f			39.
g			4,391.
h			4,370.
i			7,120.
j			169.
k			251.
l			690.
m			201.
n			4,497.
o			3,312.

- 2 Capital gain net income or (net capital loss) { If gain, also enter in Part I, line 7
If (loss), enter "-0-" in Part I, line 7 }
- 3 Net short-term capital gain or (loss) as defined in sections 1222(5) and (6):
If gain, also enter in Part I, line 8, column (c).
If (loss), enter "-0-" in Part I, line 8 }

2

3

THE MERICOS FOUNDATION

CONTINUATION FOR 990-PF, PART IV

95-3500491

PAGE 19 OF 21

Part IV Capital Gains and Losses for Tax on Investment Income

(a) List and describe the kind(s) of property sold, e.g., real estate, 2-story brick warehouse; or common stock, 200 shs. MLC Co.		(b) How acquired P - Purchase D - Donation	(c) Date acquired (mo., day, yr.)	(d) Date sold (mo., day, yr.)
1a	90 SHS SYMANTEC	P	12/31/01	10/12/11
b	145 SHS SYMANTEC	P	05/27/10	10/12/11
c	70 SHS VODAFONE GRP PLC	P	05/27/10	10/12/11
d	5 SHS WYNN RESORTS LTD	P	12/19/05	10/12/11
e	30 SHS WYNN RESORTS LTD	P	05/27/10	10/12/11
f	10 SHS PAYCHEX INC	P	10/13/99	10/12/11
g	5 SHS MARVELL TECH	P	09/30/04	10/12/11
h	25 SHS MILLICOM INTL LUXEM	P	05/27/10	10/12/11
i	35 SHS MILLICOM INTL LUXEM	P	10/05/07	10/12/11
j	135 SHS MARVELL TECH	P	05/27/10	10/12/11
k	140 SHS SEAGATE TECH	P	05/27/10	10/12/11
l	65 SHS PAYCHEX INC	P	05/27/10	10/12/11
m	120 SHS XILINX INC	P	10/13/99	10/12/11
n	175 SHS TEVA PHARM	P	05/27/10	10/12/11
o	80 SHS PACCAR INC	P	05/27/10	10/12/11

(e) Gross sales price	(f) Depreciation allowed (or allowable)	(g) Cost or other basis plus expense of sale	(h) Gain or (loss) (e) plus (f) minus (g)
a 1,594.		764.	830.
b 2,568.		2,117.	451.
c 1,900.		1,405.	495.
d 695.		271.	424.
e 4,173.		2,530.	1,643.
f 284.		238.	46.
g 75.		65.	10.
h 2,685.		2,024.	661.
i 3,759.		3,102.	657.
j 2,034.		2,596.	<562.>
k 1,571.		2,194.	<623.>
l 1,844.		1,871.	<27.>
m 3,544.		4,129.	<585.>
n 6,839.		9,735.	<2,896.>
o 3,129.		3,324.	<195.>

Complete only for assets showing gain in column (h) and owned by the foundation on 12/31/69

(i) F.M.V. as of 12/31/69	(j) Adjusted basis as of 12/31/69	(k) Excess of col. (i) over col. (j), if any	(l) Losses (from col. (h)) Gains (excess of col. (h) gain over col. (k), but not less than "-0-")
a			830.
b			451.
c			495.
d			424.
e			1,643.
f			46.
g			10.
h			661.
i			657.
j			<562.>
k			<623.>
l			<27.>
m			<585.>
n			<2,896.>
o			<195.>

2 Capital gain net income or (net capital loss) { If gain, also enter in Part I, line 7
If (loss), enter "-0-" in Part I, line 7 }

2

3 Net short-term capital gain or (loss) as defined in sections 1222(5) and (6):

If gain, also enter in Part I, line 8, column (c).

If (loss), enter "-0-" in Part I, line 8

3

THE MERICOS FOUNDATION

CONTINUATION FOR 990-PF, PART IV

95-3500491

PAGE 20 OF 21

Part IV Capital Gains and Losses for Tax on Investment Income

(a) List and describe the kind(s) of property sold, e.g., real estate, 2-story brick warehouse; or common stock, 200 shs. MLC Co.		(b) How acquired P - Purchase D - Donation	(c) Date acquired (mo., day, yr.)	(d) Date sold (mo., day, yr.)
1a	80 SHS ADOBE SYSTEMS	P	05/27/10	10/12/11
b	30 SHS RESEARCH IN MOTION	P	09/30/04	10/12/11
c	115 SHS RESEARCH IN MOTION	P	05/27/10	10/12/11
d	50 SHS SANDISK CORP	P	12/19/05	10/12/11
e	120 SHS SANOFI-AVENTIS SA	P	10/13/99	10/12/11
f	70 SHS SANOFI-AVENTIS SA	P	05/27/10	10/12/11
g	15 SHS SEARS HOLDING CORP	P	09/30/04	10/12/11
h	15 SHS SEARS HOLDING CORP	P	05/27/10	10/12/11
i	35 SHS STAPLES INC	P	05/27/10	10/12/11
j	35 SHS NETWORK APPLIANCE	P	07/25/00	10/12/11
k	60 SHS BMC SOFTWARE	P	05/27/10	10/12/11
l	45 SHS LIFE TECH	P	05/27/10	10/12/11
m	25 SHS APOLLO GROUP	P	05/27/10	10/12/11
n	110 SHS EXPRESS SCRIPTS	P	05/27/10	10/12/11
o	10 SHS FIRST SOLAR INC.	P	05/27/10	10/12/11

(e) Gross sales price	(f) Depreciation allowed (or allowable)	(g) Cost or other basis plus expense of sale	(h) Gain or (loss) (e) plus (f) minus (g)
a 2,086.		2,570.	<484.>
b 719.		766.	<47.>
c 2,758.		7,080.	<4,322.>
d 2,236.		2,992.	<756.>
e 116.		288.	<172.>
f 68.		168.	<100.>
g 1,077.		1,312.	<235.>
h 1,077.		1,325.	<248.>
i 521.		761.	<240.>
j 1,368.		3,749.	<2,381.>
k 2,209.		2,225.	<16.>
l 1,698.		2,252.	<554.>
m 1,109.		1,327.	<218.>
n 4,481.		5,577.	<1,096.>
o 576.		1,155.	<579.>

Complete only for assets showing gain in column (h) and owned by the foundation on 12/31/69

(i) F.M.V. as of 12/31/69	(j) Adjusted basis as of 12/31/69	(k) Excess of col. (i) over col. (j), if any	(l) Losses (from col. (h)) Gains (excess of col. (h) gain over col. (k), but not less than "-0-")
a			<484.>
b			<47.>
c			<4,322.>
d			<756.>
e			<172.>
f			<100.>
g			<235.>
h			<248.>
i			<240.>
j			<2,381.>
k			<16.>
l			<554.>
m			<218.>
n			<1,096.>
o			<579.>

2 Capital gain net income or (net capital loss) { If gain, also enter in Part I, line 7
If (loss), enter "-0-" in Part I, line 7 }

2

3 Net short-term capital gain or (loss) as defined in sections 1222(5) and (6):

If gain, also enter in Part I, line 8, column (c).

If (loss), enter "-0-" in Part I, line 8

3

THE MERICOS FOUNDATION

Part IV Capital Gains and Losses for Tax on Investment Income

(a) List and describe the kind(s) of property sold, e.g., real estate, 2-story brick warehouse; or common stock, 200 shs. MLC Co.		(b) How acquired P - Purchase D - Donation	(c) Date acquired (mo., day, yr.)	(d) Date sold (mo., day, yr.)
1a	70 SHS GENZYME	P	05/27/10	04/05/11
b	500000 PV FEDERAL FARM CR BKS	P	04/10/01	03/07/11
c	CAPITAL GAIN/LOSS FROM INVESTED PARTNERSHIP	P	VARIOUS	VARIOUS
d	CAPITAL GAIN/LOSS FROM INVESTED PARTNERSHIP	P	VARIOUS	VARIOUS
e	495 SHS PG&E CORP COM	P	04/27/10	01/03/11
f	CAPITAL GAINS DIVIDENDS			
g				
h				
i				
j				
k				
l				
m				
n				
o				

(e) Gross sales price	(f) Depreciation allowed (or allowable)	(g) Cost or other basis plus expense of sale	(h) Gain or (loss) (e) plus (f) minus (g)
a 5,348.		3,499.	1,849.
b 500,000.		500,000.	0.
c		243,161.	<243,161.>
d 199,395.			199,395.
e 23,673.		21,583.	2,090.
f 1,096.			1,096.
g			
h			
i			
j			
k			
l			
m			
n			
o			

Complete only for assets showing gain in column (h) and owned by the foundation on 12/31/69			(l) Losses (from col. (h)) Gains (excess of col. (h) gain over col. (k), but not less than "-0-")
(i) F.M.V. as of 12/31/69	(j) Adjusted basis as of 12/31/69	(k) Excess of col. (i) over col. (j), if any	
a			1,849.
b			0.
c			<243,161.>
d			199,395.
e			2,090.
f			1,096.
g			
h			
i			
j			
k			
l			
m			
n			
o			

2 Capital gain net income or (net capital loss) { If gain, also enter in Part I, line 7 If (loss), enter "-0-" in Part I, line 7 }	2	418,062.
3 Net short-term capital gain or (loss) as defined in sections 1222(5) and (6): If gain, also enter in Part I, line 8, column (c). If (loss), enter "-0-" in Part I, line 8 }	3	N/A

FORM 990-PF	DIVIDENDS AND INTEREST FROM SECURITIES	STATEMENT	1
-------------	--	-----------	---

SOURCE	GROSS AMOUNT	CAPITAL GAINS DIVIDENDS	COLUMN (A) AMOUNT
ACCRUED DIVIDEND INCOME	28,959.	0.	28,959.
WHITTIER TR C0-A/C 00-5040			
CORPORATE INTEREST	143,298.	0.	143,298.
WHITTIER TR C0-A/C 00-5040			
DIVIDEND	50,380.	0.	50,380.
WHITTIER TR C0-A/C 00-5040			
INTEREST REMIC	5,811.	0.	5,811.
WHITTIER TR C0-A/C 00-5040 LONG			
TERM CAPITAL GAIN	464.	464.	0.
WHITTIER TR C0-A/C 73-5040			
DIVIDEND	59,609.	0.	59,609.
WHITTIER TR C0-A/C 74-5040			
DIVIDEND	2,443.	0.	2,443.
WHITTIER TR C0-A/C 82-5040			
DIVIDEND	195,826.	0.	195,826.
WHITTIER TR CO-A/C 00 5040 US			
GOVT INT	93,503.	0.	93,503.
WHITTIER TR CO-A/C 74 5040 LONG			
TERM CAPITAL GAIN	124.	124.	0.
WHITTIER TR CO-A/C 82 5040 LONG			
TERM CAPITAL GAIN	508.	508.	0.
WHITTIER TR CO-A/C 82 5040			
NONDIVIDEND DISTRIBUTION	2,989.	0.	2,989.
WHITTIER TR CO-A/C 83 5040			
DIVIDEND	10,099.	0.	10,099.
WHITTIER TR CO-A/C 83 5040			
NONDIVIDEND DISTRIBUTION	98.	0.	98.
TOTAL TO FM 990-PF, PART I, LN 4	594,111.	1,096.	593,015.

FORM 990-PF	OTHER INCOME	STATEMENT	2
-------------	--------------	-----------	---

DESCRIPTION	(A) REVENUE PER BOOKS	(B) NET INVEST- MENT INCOME	(C) ADJUSTED NET INCOME
NET INCOME FROM PARTNERSHIPS SEE ATTACHMENT 1	38,197.	38,197.	
WHITTIER VALUE FUND A LP K-1			
NONTAXABLE DISTRIBUTION	233.	0.	
WHITTIER AGGRESSIVE GROWTH FUND A LP K-1 NONTAXABLE DISTRIBUTION	583.	0.	
WHITTIER FOUNDATION QUALITY GROWTH FUND-NONTAXABLE DISTRIBUTION	1,268.	0.	

WHITTIER FOUNDATION AGGRESSIVE GROWTH FUND-NONTAXABLE DISTRIBUTION	848.	0.
WHITTIER FOUNDATION RELATIVE GROWTH FUND-NONTAXABLE DISTRIBUTION	1,069.	0.
WHITTIER FOUNDATION INTERNATIONAL FUND-NONTAXABLE DISTRIBUTION	851.	0.
TOTAL TO FORM 990-PF, PART I, LINE 11	43,049.	38,197.

FORM 990-PF	ACCOUNTING FEES	STATEMENT	3
-------------	-----------------	-----------	---

DESCRIPTION	(A) EXPENSES PER BOOKS	(B) NET INVEST- MENT INCOME	(C) ADJUSTED NET INCOME	(D) CHARITABLE PURPOSES
TAX PREPARATION FEE	20,000.	0.		20,000.
TO FORM 990-PF, PG 1, LN 16B	20,000.	0.		20,000.

FORM 990-PF	OTHER PROFESSIONAL FEES	STATEMENT	4
-------------	-------------------------	-----------	---

DESCRIPTION	(A) EXPENSES PER BOOKS	(B) NET INVEST- MENT INCOME	(C) ADJUSTED NET INCOME	(D) CHARITABLE PURPOSES
ADMINISTRATIVE EXPENSE	259,734.	103,894.		155,840.
TO FORM 990-PF, PG 1, LN 16C	259,734.	103,894.		155,840.

FORM 990-PF	TAXES	STATEMENT	5
-------------	-------	-----------	---

DESCRIPTION	(A) EXPENSES PER BOOKS	(B) NET INVEST- MENT INCOME	(C) ADJUSTED NET INCOME	(D) CHARITABLE PURPOSES
FOREIGN TAX PAID	1,315.	1,315.		0.
TO FORM 990-PF, PG 1, LN 18	1,315.	1,315.		0.

FORM 990-PF	OTHER EXPENSES	STATEMENT	6
-------------	----------------	-----------	---

DESCRIPTION	(A) EXPENSES PER BOOKS	(B) NET INVEST- MENT INCOME	(C) ADJUSTED NET INCOME	(D) CHARITABLE PURPOSES
INSURANCE	1,890.	189.		1,701.
MISCELLANEOUS	160.	16.		144.
TO FORM 990-PF, PG 1, LN 23	2,050.	205.		1,845.

FORM 990-PF	OTHER DECREASES IN NET ASSETS OR FUND BALANCES	STATEMENT	7
-------------	--	-----------	---

DESCRIPTION	AMOUNT
BOOK/TAX DIFFERENCE - UNREALIZED DEPRECIATION IN FAIR VALUE OF INVESTMENT	1,115,565.
WHITTIER INTERNATIONAL FUND A LP K-1 TIMING DIFFERENCE	5,459.
FEDERAL EXCISE TAX	54,916.
TOTAL TO FORM 990-PF, PART III, LINE 5	1,175,940.

FORM 990-PF	U.S. AND STATE/CITY GOVERNMENT OBLIGATIONS	STATEMENT	8
-------------	--	-----------	---

DESCRIPTION	U.S. GOV'T	OTHER GOV'T	BOOK VALUE	FAIR MARKET VALUE
US GOVT OBLIGATIONS-A/C 5040 ATTACHMENT 2	X		1,668,135.	1,668,135.
MUNI BONDS-A/C 5040 ATTACHMENT 2		X	1,039,503.	1,039,503.
TOTAL U.S. GOVERNMENT OBLIGATIONS			1,668,135.	1,668,135.
TOTAL STATE AND MUNICIPAL GOVERNMENT OBLIGATIONS			1,039,503.	1,039,503.
TOTAL TO FORM 990-PF, PART II, LINE 10A			2,707,638.	2,707,638.

FORM 990-PF	CORPORATE STOCK	STATEMENT	9
-------------	-----------------	-----------	---

DESCRIPTION	BOOK VALUE	FAIR MARKET VALUE
CORP STOCKS-A/C 73 5040 ATTACHMENT 3	2,314,678.	2,314,678.
CORP/FOREIGN STOCKS-A/C 74 5040 ATTACHMENT 4	755,423.	755,423.
CORP/FOREIGN STOCKS-A/C 82 5040 ATTACHMENT 5	9,081,834.	9,081,834.
CORP/FOREIGN STOCKS-A/C 83 5040 ATTACHMENT 6	1,095,860.	1,095,860.
CORP STOCKS-A/C 5040 ATTACHMENT 2	735,839.	735,839.
TOTAL TO FORM 990-PF, PART II, LINE 10B	13,983,634.	13,983,634.

FORM 990-PF	CORPORATE BONDS	STATEMENT	10
-------------	-----------------	-----------	----

DESCRIPTION	BOOK VALUE	FAIR MARKET VALUE
CORP BONDS-A/C 5040 ATTACHMENT 2	2,462,609.	2,462,609.
FIXED INCOME TAXABLE-A/C 5040 ATTACHMENT 2	1,746,189.	1,746,189.
TOTAL TO FORM 990-PF, PART II, LINE 10C	4,208,798.	4,208,798.

FORM 990-PF	OTHER INVESTMENTS	STATEMENT	11
-------------	-------------------	-----------	----

DESCRIPTION	VALUATION METHOD	BOOK VALUE	FAIR MARKET VALUE
WHITTIER AGGRESSIVE GROWTH FUND LP	COST	2,093,430.	2,093,430.
WHITTIER VALUE FUND LP	COST	3,886,158.	3,886,158.
WHITTIER INTERNATIONAL FUND LP	COST	2,127,383.	2,127,383.
TOTAL TO FORM 990-PF, PART II, LINE 13		8,106,971.	8,106,971.

FORM 990-PF	OTHER LIABILITIES	STATEMENT	12
-------------	-------------------	-----------	----

DESCRIPTION	BOY AMOUNT	EOY AMOUNT
DEFERRED FEDERAL EXERCISE TAXES	60,619.	47,216.
TOTAL TO FORM 990-PF, PART II, LINE 22	60,619.	47,216.

FORM 990-PF

PART VIII - LIST OF OFFICERS, DIRECTORS
TRUSTEES AND FOUNDATION MANAGERS

STATEMENT 13

NAME AND ADDRESS	TITLE AND AVRG HRS/WK	COMPEN- SATION	EMPLOYEE BEN PLAN CONTRIB	EXPENSE ACCOUNT
JOANNE W BLOKKER 625 S FAIR OAKS AVENUE, SUITE 360 SOUTH PASADENA, CA 91030	PRES/DIR. 1.00	0.	0.	0.
ARLO G SORENSEN 625 S FAIR OAKS AVENUE, SUITE 360 SOUTH PASADENA, CA 91030	DIRECTOR 1.00	0.	0.	0.
LINDA J BLINKENBERG 625 S FAIR OAKS AVENUE, SUITE 360 SOUTH PASADENA, CA 91030	VICE PRES/DIR. 1.00	0.	0.	0.
MICHAEL J CASEY 625 S FAIR OAKS AVENUE, SUITE 360 SOUTH PASADENA, CA 91030	CFO/DIR. 1.00	0.	0.	0.
JOANIE SOLAINI 625 S FAIR OAKS AVENUE, SUITE 360 SOUTH PASADENA, CA 91030	DIRECTOR 1.00	0.	0.	0.
JULIE W. LYTTLE 625 S FAIR OAKS AVENUE, SUITE 360 SOUTH PASADENA, CA 91030	SECRETARY/DIR. 1.00	0.	0.	0.
JOHAN F BLOKKER JR. 625 S FAIR OAKS AVENUE, SUITE 360 SOUTH PASADENA, CA 91030	DIRECTOR 1.00	0.	0.	0.
DONALD WHITTIER 625 S FAIR OAKS AVENUE, SUITE 360 SOUTH PASADENA, CA 91030	DIRECTOR 1.00	0.	0.	0.
TOTALS INCLUDED ON 990-PF, PAGE 6, PART VIII		0.	0.	0.

MERICOS FOUNDATION

Contributions Paid 2011

Payee Organization	Tax Status	Purpose	Amount
Boys & Girls Club of Lake County 1801 Sheridan Road, Suite 202 North Chicago, IL 60064	170 (b)(1)(A)(vi)	Program Support	\$20,000
Buck Institute for Age Research 8001 Redwood Boulevard Novato, CA 94945	170 (b)(1)(A)(vi)	Geroscience Program	\$200,000
Cancer Support Community - Redondo Beach 109 West Torrance Blvd. Redondo Beach, CA 90277	170 (b)(1)(A)(vi)	Program Support	\$10,000
Charities Aid Foundation America 1800 Diagonal Road, Suite 150 Alexandria, VA 22314-2840	170 (b)(1)(A)(vi)	Horseback Project	\$25,000
Charities Aid Foundation America 1800 Diagonal Road, Suite 150 Alexandria, VA 22314-2840	170 (b)(1)(A)(vi)	Horseback UK	\$37,500
Charities Aid Foundation America 1800 Diagonal Road, Suite 150 Alexandria, VA 22314-2840	170 (b)(1)(A)(vi)	Farms For City Children	\$37,500
Children's Aids Art Programme 100 South Street, Suite 110 Sausalito, CA 94965	170 (b)(1)(A)(vi)	General Operating Support	\$5,000
Childrens Hospital Los Angeles 4650 Sunset Boulevard Mailstop #29 Los Angeles, CA 90027	170 (b)(1)(A)(iii)	First Family Program	\$15,000
Creative Visions Foundation 18820 Pacific Coast Highway Suite 291 Malibu, CA 90265	170 (b)(1)(A)(vi)	General Operating Support	\$2,500
Duke University 2200 W. Main Street Suite 710 Durham, NC 27705	170 (b)(1)(A)(ii)	Nile Perch Film Project	\$20,100
Duke University 2200 W Main Street Suite 710 Durham, NC 27705	170 (b)(1)(A)(ii)	Bare Life Film Project	\$25,060
Family Book Club 3550 W Liberty Ann Arbor, MI 48103	170 (b)(1)(A)(vi)	Staying In Closer Touch Program	\$25,000

Flintridge Sacred Heart Academy 440 St. Katherine Drive La Canada, CA 91011	509a(1)	New Parking Structure and Performing Arts Building Upgrade	\$25,000
Foothill Unity Center 415 West Chestnut Avenue Monrovia, CA 91016	170 (b)(1)(A)(vi)	General Operating Support	\$25,000
Foundation for Santa Barbara City College 721 Cliff Drive Santa Barbara, CA 93109-2394	170 (b)(1)(A)(vi)	ESL Scholarship Program	\$30,000
Friends of Independent Schools and Better Education (FRISBE) 811 Karl Johan Avenue, North Tacoma, WA 98406-1047	170 (b)(1)(A)(vi)	Glenlyon Norfolk School Campus Transformation	\$25,000
Friends of KGLT P.O. Box 721 Bozeman, MT 59771-0721	170 (b)(1)(A)(vi)	Program Support	\$15,000
Ganna Walska Lotusland Foundation 695 Ashley Road Santa Barbara, CA 93108	501c(3)	Fourth Grade Outreach Program	\$60,000
Girls Incorporated of Greater Santa Barbara P O Box 236 Santa Barbara, CA 93102-0236	170 (b)(1)(A)(vi)	Scholarships	\$50,000
Glendora Unified School District 500 N Loraine Avenue Glendora, CA 91741	501c(3)	Goddard Middle School	\$1,250
Hoover Institution Stanford University 434 Galvez Mall Stanford, CA 94305-6010	170 (b)(1)(A)(ii)	General Operating Support	\$25,000
HOPE Services 30 Las Colinas Lane San Jose, CA 95119	170 (b)(1)(A)(vi)	Project Search	\$25,000
Institute for Justice 901 North Glebe Road Suite 900 Arlington, VA 22203	170 (b)(1)(A)(vi)	Law Student Programs	\$25,000
International Community Foundation 2505 N Avenue National City, CA 91950	170(b)(1)(A)(iv)	General Support for Conservation Project in Baja, California	\$29,840
Jazz at Lincoln Center 33 West 60th Street, 11th Floor New York, NY 10023-7999	170 (b)(1)(A)(vi)	Essentially Ellington High School Jazz Band Program	\$10,000
Laguna Cottages for Seniors 803 Laguna Street Santa Barbara, CA 93101	170 (b)(1)(A)(vi)	General Operating Support/Challenge Grant	\$50,000

Make-A-Wish Foundation of Metro New York 1111 Marcus Avenue Lake Success, NY 11042	170(b)(1)(A)(vi)	General Operating Support	\$750
Midland School P.O. Box 8 Los Olivos, CA 93441	170(b)(1)(A)(ii)	Scholarship Support	\$70,000
Operation Rainbow 4200 Park Blvd. PMB 157 Oakland, CA 94602-1312	170 (b)(1)(A)(vi)	Missions Lead by Dr Gialamas	\$2,500
Pasadena Conservatory of Music 100 North Hill Pasadena, CA 91106	509(a)(1)	Master Campus Completion Plan	\$15,000
Peninsula Committee of Childrens Hospital (CHLA) P O Box 801 Palos Verdes Estates, CA 90274	170 (b)(1)(A)(vi)	Program Support	\$5,000
Piedmont Wildlife Center 364 Leigh Farm Road Durham, NC 27707	170 (b)(1)(A)(vi)	Wildlife Education, Rescue and Rehabilitator Network (WildNet)	\$25,000
Ragdale Foundation 1260 North Green Bay Road Lake Forest, IL 60045	170 (b)(1)(A)(vi)	General Operating Support	\$5,000
Regents of the University of California (Santa Barbara) University of California, Santa Barbara Santa Barbara, CA 93106-	170 (b)(1)(A)(ii)	Marketing for the Engineering Department	\$25,000
Resource Area for Teaching 1355 Ridder Park Drive San Jose, CA 95131	170 (b)(1)(A)(vi)	Transforming Educational Experience for Students Program	\$50,000
San Francisco Botanical Garden Society at Strybing Arboretum 1199 Ninth Avenue Golden Gate Park San Francisco, CA 94122	509(a)(2)	Youth Education Program	\$50,000
San Francisco Symphony Davies Symphony Hall 201 Van Ness San Francisco, CA 94102-4585	170 (b)(1)(A)(vi)	Symphony Instrument Training and Support	\$50,000
Santa Barbara Historical Museum 136 East De La Guerra Street Santa Barbara, CA 93101	170 (b)(1)(A)(vi)	History Hands - On Education Center	\$60,000
Santa Barbara Museum of Natural History 2559 Puesta del Sol Road Santa Barbara, CA 93105-2936	170 (b)(1)(A)(vi)	Student Education Programs	\$10,000

Santa Barbara Zoological Foundation 500 Ninos Drive Santa Barbara, CA 93103-3798	170 (b)(1)(A)(vi)	Capital Campaign - Discovery Pavilion	\$70,000
Sierra Madre Search & Rescue Team P.O. Box 24 Sierra Madre, CA 91025	509(a)(2)	General Operating Support	\$3,000
Stanford University Huang Engineering Center 475 Via Ortega Stanford, CA 94305-4121	170 (b)(1)(A)(ii)	Nanoscale Science and Technology Center Lab	\$200,000
Stanford University Huang Engineering Center 475 Via Ortega Stanford, CA 94305-4121	170 (b)(1)(A)(ii)	Nanoscale Science and Technology Center Lab	\$50,000
United Boys & Girls Clubs of Santa Barbara County 5638 Hollister Avenue, Suite 220 Goleta, CA 93117	509(a)(2)	Camp Whittier Campership Program	\$100,000
Westmont College 955 La Paz Road Santa Barbara, CA 93108-1089	170 (b)(1)(A)(ii)	Building Equipment and Interiors	\$100,000
The Zoological Society of San Diego P O Box 120551 San Diego, CA 92112-0551	509(a)(2)	Healing Through Animal Art Program	\$5,000
Total Contributions Paid			<u><u>\$1,715,000</u></u>

MERICOS FOUNDATION

Future Commitments

AS OF January 1, 2012

Payee Organization	Tax Status	Purpose	Amount
Midland School P.O. Box 8 Los Olivos, CA 93441	170(b)(1)(A)(ii)	Scholarship Support	\$70,000

FORM 990-PF

PARTNERSHIP K-1 INCOME/LOSS SUMMARY

Sources & ID#	Interest	Dividends	S/T Cap Gain/(Loss)	L/T Cap Gain/(Loss)	Section 1250 Gain/(Loss)	Other Income	Deductions	Foreign Tax Forex (Gain)	Net Inc. (Loss)
Whittier Agg. Growth Fund A	5	19,949	(265,375)	124,627		(228)	(39,545)	0	(160,567)
Whittier Value Fund A	0	56,284	23,101	73,581			(41,674)	(216)	111,076
Whittier International Fund A	34	81,827	(887)	1,187		(209)	(29,579)	(8,451)	43,922
TOTAL	39	158,060	(243,161)	199,395		(437)	(110,798)	(8,667)	(5,569)
TO F 990-PF PART/LINE	A I/11	A I/11	IV/1	IV/1		A I/11	A I/11	A I/11	
NET INCOME FROM PARTNERSHIP	TOTAL OF A: 38,197								

FORM 990-PF

ASSET LIST - BONDS AND STOCKS

ACCOUNT: 00 5040

Cusip No.	Security Name	Shares / Par	Cost Basis	Unit Price	Market Value
31331RKW4	FED FARM 6 3 12/3/13	500,000 0000	502,771 22	111 216	556,080.00
31331VCA2	FFCB 4 7 10/11/12	500,000 0000	499,436 78	103 035	515,175.00
3133MJQF0	FHLB 5 5 8-15-16	500,000 0000	518,824 46	119 376	596,880 00
TOTAL U.S. GOVT AGENCY OBLIGATIONS			1,521,032.46		1,668,135.00
13063BHZ8	CALIF 3 95 11/01/15	100,000 0000	106,891.00	104 842	104,842 00
134041FA5	CAMPBEL 3 375 8/1/16	250,000 0000	251,878 31	107 649	269,122 50
598117BH1	MIDVALE 4 36 10/1/17	155,000 0000	156,294 45	109 603	169,884 65
646065A51	NJ 4.878 7/1/16	250,000 0000	257,804 71	110 485	276,212 50
924214EY1	VERMON 3.646 12/1/17	100,000 0000	106,893.12	105 905	105,905.00
95354PAD8	WEST 3.48 6/1/14	110,000.0000	110,000 00	103.215	113,536 50
TOTAL MUNICIPAL BONDS&NOTES TAXABLE			989,761.59	000,641.70	1,039,503.15
02580ECN1	AMEX 5 5 4/16/13	500,000 0000	501,449.37	104 525	522,625 00
06050WCW3	BOA 4.6 5/15/16	235,000 0000	235,000.00	92 202	216,674 70
172967BW0	CITI 4.875 5-7-15	500,000 0000	491,078 88	98 773	493,865.00
31359MRG0	FNMA 4 375 3-15-13	250,000 0000	251,387.78	104 90	262,250.00
31359MRK1	FNMA 4 625 5-1-13	250,000 0000	250,883.88	105 34	263,350 00
59018YJ36	MERRILL 6 05 8/15/12	500,000 0000	502,195.40	101 444	507,220.00
59022CAB9	MERRILL 6 22 9/15/26	125,000 0000	105,712.50	82 487	103,108.75
76110G2H3	RES 5 5 12/25/17	91,625 7900	91,604.65	102 063	93,516 03
TOTAL CORPORATE BONDS & NOTES			2,429,312.46	791.73	2,462,609.48
464287226	ISHARES AGG BONDS	2,330 0000	250,049 94	110.25	256,882 50
464288638	ETF INTERMED CREDIT	7,090 0000	750,593 70	107 18	759,906 20
464288646	ISHARE 1-3 YR INV CR	7,000 0000	723,535 47	104 20	729,400 00
TOTAL FIXED INCOME TAXABLE			1,724,179.11		1,746,188.70
464287804	ISHARES S&PSMCAP 600	3,735 0000	247,032 90	68 30	255,100 50
78467Y107	MIDCAP SPDR	1,560 0000	247,180 75	159 49	248,804 40
922042858	EMERG MKT EQ ETF	6,070 0000	246,046 24	38.21	231,934 70
TOTAL U.S. & FOREIGN EQUITIES			740,259.89		735,839.60
GRAND TOTAL			7,404,545.51		7,652,275.93

FORM 990-PF

ASSET LIST - CORPORATE STOCK

ACCOUNT: 73 5040 VALUE STRATEGY

Cusip No.	Security Name	Shares / Par	Cost Basis	Unit Price	Market Value
00206R102	AT&T INC	1,100 0000	34,435 36	30.24	33,264 00
13817101	ALCOA	1,100 0000	22,556.13	8.65	9,515 00
25816109	AMERICAN EXPRESS	1,100 0000	40,644.19	47.17	51,887 00
60505104	BANK OF AMERICA	1,100 0000	31,613 63	5 56	6,116 00
97023105	BOEING CO	1,100 0000	58,278 80	73 35	80,685 00
149123101	CATERPILLAR INC	1,100 0000	48,434 96	90 60	99,660 00
166764100	CHEVRON	1,100 0000	85,268 22	106 40	117,040.00
17275R102	CISCO SYS INC	1,100 0000	23,703 24	18 08	19,888 00
191216100	COCA COLA CO	1,100 0000	53,964 10	69 97	76,967 00
254687106	DISNEY WALT CO	1,100.0000	32,229 17	37 50	41,250.00
263534109	DU PONT	1,100 0000	42,436 99	45 78	50,358 00
30231G102	EXXON-MOBIL	1,100.0000	53,824 04	84 76	93,236.00
369604103	GENERAL ELECTRIC	1,100.0000	27,457 61	17 91	19,701 00
428236103	HEWLETT-PACKARD	1,100.0000	42,627 56	25 76	28,336.00
437076102	HOME DEPOT	1,100.0000	41,242 29	42 04	46,244.00
458140100	INTEL CORP	1,100 0000	29,248.25	24 25	26,675.00
459200101	I.B M	1,100 0000	116,581.31	183 88	202,268 00
46625H100	JP MORGAN CHASE	1,100 0000	39,305 99	33.25	36,575.00
478160104	JOHNSON & JOHNSON	1,100 0000	56,819.14	65 58	72,138.00
50075N104	KRAFT FOODS	1,100 0000	34,113.72	37.36	41,096 00
580135101	MCDONALDS CORP	1,100 0000	51,490 02	100 33	110,363 00
58933Y105	MERCK & CO	1,100 0000	36,143.89	37.70	41,470 00
594918104	MICROSOFT CORP	1,100 0000	29,047 58	25 96	28,556 00
717081103	PFIZER INC	1,100.0000	24,406.84	21 64	23,804 00
742718109	PROCTER & GAMBLE	1,100 0000	50,260 70	66.71	73,381 00
78467X109	UIT DIAMONDS TR SER1	4,400 0000	500,632 00	121 85	536,140 00
88579Y101	3M CO COM	1,100.0000	68,902.40	81.73	89,903 00
89417E109	TRAVELERS	1,100 0000	51,090.34	59.17	65,087 00
913017109	UTD TECHNOLOGIES	1,100.0000	56,974 37	73 09	80,399 00
92343V104	VERIZON COMM	1,170.0000	34,089.56	40.12	46,940 40
931142103	WAL MART STORES	1,100 0000	52,391 02	59 76	65,736 00
	Total	36,370.00	1,870,213.42		2,314,678.40

FORM 990-PF

ASSET LIST - CORPORATE STOCK

ACCOUNT: 74 5040 QUALITY GLOBAL DIVIDEND

Cusip No.	Security Name	Shares / Par	Cost Basis	Unit Price	Market Value
00206R102	AT&T INC	510 0000	14,759 40	30 24	15,422 40
2824100	ABBOTT LABS	275.0000	14,555 75	56 23	15,463 25
49560105	ATMOS ENERGY	425.0000	14,559 99	33 35	14,173 75
52528304	AUST & NZ BK	670 0000	14,532 30	21 047	14,101.49
53015103	AUTOMATIC DATA PROC	285.0000	14,483 70	54 01	15,392 85
55262505	BASF ADR SPONS	215.0000	14,323 30	69.957	15,040 76
88606108	BHP LTD ADR	185.0000	13,967 50	70 63	13,066 55
09247X101	BLACKROCK INC	80 0000	14,147 49	178 24	14,259 20
110122108	BRISTOL-MYERS SQUIBB	475.0000	14,734 50	35 24	16,739 00
126153105	CPFL ENERGIA	575 0000	14,824 13	28 21	16,220 75
166764100	CHEVRON	140 0000	14,635 60	106 40	14,896 00
20441W203	COMPANHIA DE BERID	445 0000	14,707 25	36 09	16,060 05
20825C104	CONOCOPHILLIP	205 0000	14,423 80	72 87	14,938 35
209115104	CONSOLIDATED EDISON	255 0000	14,856 30	62.03	15,817 65
25243Q205	DIAGEO PLC	175 0000	14,539 00	87 42	15,298 50
263534109	DU PONT	300 0000	14,255 97	45.78	13,734 00
26441C105	DUKE ENERGY	720.0000	14,817 60	22 00	15,840 00
278058102	EATON CORP	325.0000	14,315 93	43 53	14,147 25
30231G102	EXXON-MOBIL	190 0000	14,749 70	84 76	16,104 40
372460105	GENUINE PARTS CO	255 0000	14,509 45	61 20	15,606 00
40414L109	HCP INC	385.0000	14,460 60	41 43	15,950 55
437076102	HOME DEPOT	395 0000	14,682 03	42 04	16,605.80
438516106	HONEYWELL INTL	275 0000	14,525 50	54 35	14,946 25
452308109	ILLINOIS TOOL WKS	305 0000	14,123.85	46 71	14,246 55
458140100	INTEL CORP	605 0000	14,483.70	24 25	14,671 25
478160104	JOHNSON & JOHNSON	230 0000	14,569 31	65 58	15,083 40
494368103	KIMBERLY CLARK	210 0000	14,659.49	73 56	15,447 60
50075N104	KRAFT FOODS	425 0000	14,789 75	37 36	15,878 00
580135101	MCDONALDS CORP	160 0000	14,841 57	100 33	16,052 80
641069406	NESTLE ADR	265 0000	14,691.60	57.748	15,303 22
66987V109	NOVARTIS AG	265 0000	14,522 00	57 17	15,150 05
713448108	PEPSICO INC	235 0000	14,649.90	66 35	15,592 25
717081103	PFIZER INC	745 0000	14,438 10	21 64	16,121 80
718172109	PHILIP MORRIS INTL	210.0000	14,612 41	78 48	16,480 80
742718109	PROCTER & GAMBLE	235.0000	14,785 15	66 71	15,676 85
74340W103	PROLOGIS INC	505 0000	14,096 57	28 59	14,437.95
748356102	QUESTAR CORP	760 0000	14,576 80	19 86	15,093 60
780259206	ROYAL DUTCH SHELL	210 0000	14,368 20	73 09	15,348 90
78467K107	SSE PLC	700 0000	14,609 00	20 063	14,044 10
826197501	SIEMENS	145 0000	13,978 00	95 61	13,863.45
84265V105	SOUTHERN COPPER	460 0000	14,417 87	30 18	13,882 80
874039100	TAIWAN SEMICONDUCTOR	1,160 0000	14,546.40	12 91	14,975 60

THE MERICOS FOUNDATION**DECEMBER 31,2011****95-3500491****FORM 990-PF****ASSET LIST - CORPORATE STOCK****ACCOUNT: 74 5040 QUALITY GLOBAL DIVIDEND**

Cusip No.	Security Name	Shares / Par	Cost Basis	Unit Price	Market Value
88579Y101	3M CO COM	185 0000	14,611 30	81 73	15,120.05
887317303	TIME WARNER	425 0000	14,381 92	36 14	15,359.50
891160509	TORONTO-DOMIN	205 0000	14,595 98	74 81	15,336 05
89151E109	TOTAL SA	285 0000	14,343 34	51 11	14,566 35
89417E109	TRAVELERS	255 0000	14,557 95	59.17	15,088 35
904767704	UNILEVER PLC	440 0000	14,185 60	33 52	14,748 80
92857W209	VODAFONE GRP PLC	525.0000	14,684 04	28 03	14,715 75
961214301	WEST PAC BKG ADR	130.0000	13,885.30	102.40	13,312 00
	Total		725,371.89		755,422.62

FORM 990-PF

ASSET LIST - CORPORATE STOCK

ACCOUNT: 82 5040 CORPORATE AMERICA

Cusip No.	Security Name	Shares / Par	Cost Basis	Unit Price	Market Value
1055102	AFLAC	1,555 0000	68,845 14	43 26	67,269 30
00130H105	AES CORP	6,205 0000	72,299 43	11 84	73,467 20
00206R102	AT&T INC	3,920 0000	120,744 43	30.24	118,540 80
2824100	ABBOTT LABS	3,360 0000	157,660 75	56 23	188,932 80
21441100	ALTERA CORP	1,720 0000	71,250.14	37 10	63,812 00
23135106	AMAZON.COM	190 0000	31,624.07	173.10	32,889 00
25816109	AMERICAN EXPRESS	2,025.0000	91,764 56	47 17	95,519.25
30420103	AMERICAN WTR WORKS	2,710.0000	71,301 78	31 86	86,340.60
37411105	APACHE CORP	1,175.0000	82,994 46	90 58	106,431.50
37833100	APPLE COMPUTER	900 0000	145,926 99	405 00	364,500 00
60505104	BANK OF AMERICA	7,056 0000	48,981.81	5.56	39,231 36
75887109	BECTON DICKINSON	825 0000	46,763 99	74 72	61,644 00
84670702	BERKSHIRE CLB	1,020 0000	82,720 72	76 30	77,826 00
88606108	BHP LTD ADR	455 0000	28,796 18	70 63	32,136 65
97023105	BOEING CO	2,120 0000	138,741 66	73 35	155,502.00
126650100	CVS CORP	3,490 0000	112,570 79	40 78	142,322.20
14040H105	CAPITAL ONE	740.0000	33,663 93	42 29	31,294 60
151020104	CELGENE CORP	1,165.0000	70,687 30	67 60	78,754 00
166764100	CHEVRON	2,155.0000	129,912 52	106 40	229,292 00
17275R102	CISCO SYS INC	7,900.0000	152,301.66	18 08	142,832.00
192446102	COG TECH SOL	1,310 0000	66,256.22	64 31	84,246 10
20030N101	COMCAST CL A	3,185 0000	58,654.39	23.71	75,516 35
204409601	CEMIG SA - SPONS ADR	4,905 0000	65,528 10	17 79	87,259 95
244199105	DEERE & CO	1,285 0000	68,753 14	77 35	99,394 75
25179M103	DEVON ENERGY	1,365 0000	85,889 46	62 00	84,630 00
25243Q205	DIAGEO PLC	410 0000	21,837 87	87 42	35,842 20
254687106	DISNEY WALT CO	1,595 0000	31,948 32	37 50	59,812 50
263534109	DU PONT	1,470.0000	53,853 44	45 78	67,296 60
268648102	EMC CORP	5,405.0000	106,169 95	21.54	116,423 70
278058102	EATON CORP	2,700.0000	126,070 52	43 53	117,531 00
291011104	EMERSON ELECTRIC	1,760.0000	77,407 35	46 59	81,998 40
30231G102	EXXON-MOBIL	3,626 0000	224,248.18	84.76	307,339 76
35671D857	FREEPORT - MCMORAN	1,200 0000	19,071.10	36 79	44,148 00
369604103	GENERAL ELECTRIC	5,510 0000	167,089.60	17 91	98,684 10
375558103	GILEAD SCIENCES	2,615 0000	102,391 92	40 93	107,031 95
38259P508	GOOGLE INC	145 0000	70,706 33	645 90	93,655 50
42217K106	HEALTH CARE	1,915 0000	82,132.81	54 53	104,424.95
452308109	ILLINOIS TOOL WKS	1,704.0000	81,974 16	46.71	79,593 84
464287200	ISHARES S&P 500	6,645.0000	707,085 40	125.96	837,004 20
46625H100	JP MORGAN CHASE	3,990.0000	174,141 95	33.25	132,667 50

FORM 990-PF

ASSET LIST - CORPORATE STOCK

ACCOUNT: 82 5040 CORPORATE AMERICA

Cusip No.	Security Name	Shares / Par	Cost Basis	Unit Price	Market Value
478160104	JOHNSON & JOHNSON	1,795 0000	101,225 17	65 58	117,716 10
478366107	JOHNSON CTLS	1,765.0000	64,951 39	31 26	55,173.90
50075N104	KRAFT FOODS	1,030 0000	31,121.14	37 36	38,480 80
548661107	LOWES COS	2,290 0000	45,891.60	25 38	58,120.20
55616P104	MACY'S INC	1,815.0000	31,972 35	32 18	58,406 70
580135101	MCDONALDS CORP	1,560 0000	53,126 14	100 33	156,514 80
58155Q103	MCKESSON HBOC INC	1,200 0000	43,979 85	77 91	93,492 00
594918104	MICROSOFT CORP	3,610 0000	91,939 60	25.96	93,715 60
628530107	MYLAN LABS	3,075 0000	65,220 51	21 46	65,989 50
654106103	NIKE	1,195 0000	94,136 37	96 37	115,162.15
68389X105	ORACLE SYSTEMS	4,640 0000	70,100 25	25 65	119,016 00
693475105	PNC FINANCIAL	1,480 0000	91,197 44	57.67	85,351 60
713448108	PEPSICO INC	1,835 0000	100,030 82	66 35	121,752 25
718172109	PHILIP MORRIS INTL	1,680 0000	24,607 65	78 48	131,846.40
74144T108	PRICE T ROWE GROUP	1,430.0000	47,265 65	56.95	81,438 50
742718109	PROCTER & GAMBLE	2,605 0000	142,463 44	66 71	173,779 55
747525103	QUALCOMM INC	1,520 0000	82,718 02	54 70	83,144 00
78462F103	SPDR S&P 500	11,410 0000	1,323,876 05	125.50	1,431,955 00
806857108	SCHLUMBERGER LTD	2,040 0000	80,977.35	68 31	139,352 40
826552101	SIGMA ALDRICH	1,075 0000	64,980.38	62.46	67,144 50
871829107	SYSCO CORP	2,565 0000	80,460.20	29.33	75,231 45
87612E106	TARGET CORP	1,905 0000	93,315.17	51 22	97,574 10
881624209	TEVA PHARM	1,763 0000	74,853 71	40 36	71,154.68
882508104	TEXAS INSTRUMENTS	2,275 0000	69,411 84	29 11	66,225 25
88579Y101	3M CO COM	1,415 0000	108,053 65	81 73	115,647 95
887317303	TIME WARNER	2,015 0000	45,785 74	36 14	72,822.10
931142103	WAL MART STORES	2,170 0000	104,528 70	59 76	129,679.20
94973V107	WELLPOINT INC	795 0000	52,048 23	66 25	52,668.75
949746101	WELLS FARGO	4,270 0000	125,643 45	27 56	117,681 20
H0023R105	ACE LIMITED	1,320 0000	79,857 10	70 12	92,558.40
Total			7,636,501.48		9,081,833.64

FORM 990-PF

ASSET LIST - CORPORATE STOCK

ACCOUNT: 83 5040 ENHANCED GROWTH STRATEGY

Cusip No.	Security Name	Shares / Par	Cost Basis	Unit Price	Market Value
00507V109	ACTIVISION	375 0000	4,038 75	12 32	4,620 00
00724F101	ADOBE SYSTEMS	165 0000	2,164 89	28 27	4,664 55
00971T101	AKAMAI TECHNOLOGIES	60 0000	1,413 60	32 28	1,936 80
15351109	ALEXION PHARM	60 0000	3,958 80	71 50	4,290 00
21441100	ALTERA CORP	110 0000	2,347 68	37 10	4,081 00
23135106	AMAZON COM	150 0000	13,205 43	173.10	25,965.00
31162100	AMGEN INC	305 0000	12,991 80	64 21	19,584 05
37604105	APOLLO GROUP	45.0000	1,346 04	53.87	2,424 15
37833100	APPLE COMPUTER	310 0000	4,585 15	405.00	125,550 00
38222105	APPLIED MATERIALS	450 0000	6,872 51	10 71	4,819 50
52769106	AUTODESK INC	80.0000	2,504 80	30 33	2,426 40
53015103	AUTOMATIC DATA PROC	165 0000	6,773 23	54 01	8,911 65
55921100	BMC SOFTWARE	60 0000	2,225 31	32.78	1,966 80
56752108	BAIDU INC	90 0000	6,591 59	116.47	10,482 30
75896100	BED BATH & BEYOND	85 0000	1,458.17	57.97	4,927 45
09062X103	BIOGEN IDEC INC.	80 0000	3,579 68	110 05	8,804 00
111320107	BROADCOM CORP	160 0000	4,794 20	29.36	4,697 60
12541W209	CH ROBINSON	55 0000	2,002 00	69.78	3,837 90
12673P105	CA INC.	165 0000	3,351 15	20 215	3,335 48
151020104	CELGENE CORP	150 0000	4,656 22	67.60	10,140 00
156782104	CERNER	55 0000	3,765 30	61.25	3,368 75
17275R102	CISCO SYS INC	1,845 0000	48,284 56	18.08	33,357 60
177376100	CITRIX SYSTEMS	65 0000	1,976 88	60.72	3,946 80
192446102	COG TECH SOL	110 0000	3,022 90	64 31	7,074 10
20030N101	COMCAST CL A	715 0000	12,848 40	23.71	16,952 65
22160K105	COSTCO WHOLESALE	145.0000	7,154 46	83 32	12,081 40
22943F100	CTRIIP COM INTL	50.0000	1,778 50	23 40	1,170 00
24702R101	DELL INC	605 0000	13,520 23	14 63	8,851 15
249030107	DENTSPLY INT'L	50 0000	1,678 00	34 99	1,749 50
25490A101	DIRECTV	250.0000	9,494 77	42 76	10,690 00
256746108	DOLLAR TREE INC	40 0000	3,210 80	83 11	3,324 40
278642103	EBAY INC	435 0000	7,894 30	30 33	13,193 55
285512109	ELECTRONIC ARTS	110 0000	2,627 90	20 60	2,266 00
30212P303	EXPEDIA INC	40 0000	1,070.62	29 02	1,160 80
302130109	EXPEDITORS INT	70 0000	2,366 60	40 96	2,867 20
302182100	EXPRESS SCRIPTS	160 0000	938 20	44.69	7,150 40
302445101	FLIR SYSTEM	55 0000	1,491 60	25 07	1,378.85
311900104	FASTENAL CO	100 0000	3,488 00	43.61	4,361 00
315616102	F5 NETWORK IN	25 0000	2,206 50	106.12	2,653 00
336433107	FIRST SOLAR INC.	30 0000	3,465 00	33.76	1,012 80
337738108	FISERV	50 0000	885 33	58.74	2,937 00

FORM 990-PF

ASSET LIST - CORPORATE STOCK

ACCOUNT: 83 5040 ENHANCED GROWTH STRATEGY

Cusip No.	Security Name	Shares / Par	Cost Basis	Unit Price	Market Value
375558103	GILEAD SCIENCES	260 0000	2,202.52	40 93	10,641 80
38259P508	GOOGLE INC.	85 0000	38,094.40	645 90	54,901 50
393122106	GREEN MOUNTAIN COFFE	50 0000	4,474.50	44 85	2,242 50
452327109	ILLUMINA INC	40 0000	1,050.80	30 48	1,219.20
456788108	INFOSYS TECH	30 0000	1,705.50	51 38	1,541 40
458140100	INTEL CORP	1,755.0000	44,991.68	24 25	42,558 75
461202103	INTUIT	100 0000	1,337.37	52 59	5,259 00
46120E602	INTUITIVE SURGICAL	15 0000	3,686 40	463 01	6,945 15
481165108	JOY GLOBAL	35.0000	2,723 01	74 97	2,623 95
482480100	KLA INSTRUMENTS	55 0000	2,420.55	48 25	2,653 75
512807108	LAM RESEARCH	40.0000	1,741 20	37 02	1,480 80
53071M104	LIBERTY MEDIA A	190 0000	2,967.80	16 215	3,080 85
53217V109	LIFE TECH	60 0000	3,002 31	38 91	2,334 60
535678106	LINEAR TECHNOLOGY	75 0000	2,136 81	30 03	2,252 25
577081102	MATTEL INC	115 0000	2,488.50	27 76	3,192 40
57772K101	MAXIM INTEGRATED	100 0000	2,448.00	26 04	2,604.00
594918104	MICROSOFT CORP	2,795 0000	89,809 35	25.96	72,558 20
595017104	MICROCHIP TECH	65 0000	2,251 60	36 63	2,380 95
595112103	MICRON TECH	335 0000	1,764 88	6 29	2,107 15
628530107	MYLAN LABS	140 0000	2,549 40	21 46	3,004.40
62913F201	NII HOLDINGS INC	60 0000	1,633 80	21 30	1,278 00
64110D104	NETWORK APPLIANCE	125 0000	3,885 85	36 27	4,533 75
64110L106	NETFLIX	20 0000	2,289 13	69.29	1,385 80
65248E104	NEWS C L A	620 0000	8,351 28	17 84	11,060 80
67066G104	NVIDIA CORP	200 0000	2,955 66	13 86	2,772 00
67103H107	O'REILLY AUTOMOTIVE	45 0000	3,088 35	79.95	3,597 75
68389X105	ORACLE SYSTEMS	1,695 0000	34,562 73	25 65	43,476 75
685691404	ORCHARD SUPPLY HRDW	1 8065	0 00		0 00
685691503	ORCHARD SUPPLY	1 8065	0 00		0 00
693718108	PACCAR INC	125 0000	3,884 85	37 47	4,683 75
704326107	PAYCHEX INC	120 0000	2,854 80	30.11	3,613 20
73935A104	NASDAQ 100 ETF	4,606 0000	128,323 16	55 83	257,152 98
741503403	PRICELINE	15 0000	2,954 55	467 71	7,015 65
747525103	QUALCOMM INC	565 0000	14,667 76	54 70	30,905 50
760975102	RESEARCH IN MOTION	170 0000	4,338.40	14.50	2,465 00
778296103	ROSS STORES	80 0000	3,363.70	47 53	3,802 40
80004C101	SANDISK CORP	80 0000	4,029 08	49.21	3,936 80
806407102	HENRY SCHEIN INC	30 0000	1,931.10	64 43	1,932.90
812350106	SEARS HOLDING CORP	40 0000	3,498 40	31 78	1,271 20
826552101	SIGMA ALDRICH	40 0000	2,611 20	62 46	2,498 40

FORM 990-PF

ASSET LIST - CORPORATE STOCK

ACCOUNT: 83 5040 ENHANCED GROWTH STRATEGY

Cusip No.	Security Name	Shares / Par	Cost Basis	Unit Price	Market Value
82967N108	SIRIUS SATELITE	1,340 0000	2,331 60	1.82	2,438 80
855030102	STAPLES INC	240.0000	4,104 01	13 89	3,333.60
855244109	STARBUCKS CORP	250 0000	1,449.06	46 01	11,502.50
858912108	STERICYCLE INC	30.0000	2,521 80	77 92	2,337.60
871503108	SYMANTEC	245 0000	2,080.36	15 65	3,834.25
881624209	TEVA PHARM	240 0000	5,335 47	40.36	9,686.40
896945201	TRIPADVISOR INC	40.0000	1,070 62	25 21	1,008.40
917047102	URBAN OUTFITTERS	55 0000	1,338.15	27.56	1,515 80
92343E102	VERISIGN INC	55 0000	1,689 60	35.72	1,964 60
92532F100	VERTEX PHAR	70 0000	2,830 80	33.21	2,324 70
92769L101	VIRGIN MEDIA INC	105.0000	2,715 85	21.38	2,244 90
92857W209	VODAFONE GRP PLC	300 0000	6,020 73	28 03	8,409 00
966837106	WHOLE FOODS	60 0000	4,137 00	69.58	4,174 80
983134107	WYNN RESORTS LTD	40 0000	2,167 64	110 49	4,419 60
983919101	XILINX INC	90 0000	2,477 32	32.06	2,885 40
984332106	YAHOO INC	415 0000	11,850.00	16 13	6,693 95
G5876H105	MARVELL TECH	200 0000	2,614 00	13 85	2,770 00
G7945M107	SEAGATE TECH	140 0000	2,193.67	16 40	2,296 00
G94368100	WARNER CHILCOTT	85 0000	1,371 90	15 13	1,286.05
H2906T109	GARMIN LTD	65 0000	2,193 75	39 81	2,587 65
M22465104	CHECK POINT SOFTWARE	70 0000	3,966 20	52 54	3,677.80
N72482107	QIAGEN N V	80 0000	1,075 20	13 81	1,104.80
Y2573F102	FLEXTRONICS	245 0000	1,563 08	5 66	1,386.70
Total			736,198.04		1,095,860.11