



See a Social Security Number? Say Something!
Report Privacy Problems to <https://public.resource.org/privacy>
Or call the IRS Identity Theft Hotline at 1-800-908-4490



**Return of Private Foundation
or Section 4947(a)(1) Nonexempt Charitable Trust
Treated as a Private Foundation**

2011

Department of the Treasury
Internal Revenue Service

Note. The foundation may be able to use a copy of this return to satisfy state reporting requirements

For calendar year 2011 or tax year beginning , and ending

Name of foundation BOBBY'S FUND FOUNDATION		A Employer identification number 91-6354724
Number and street (or P O box number if mail is not delivered to street address) 10655 N.E. 4TH STREET	Room/suite 611	B Telephone number 425-462-9389
City or town, state, and ZIP code BELLEVUE, WA 98004		C If exemption application is pending, check here <input type="checkbox"/>
G Check all that apply <input type="checkbox"/> Initial return <input type="checkbox"/> Initial return of a former public charity <input type="checkbox"/> Final return <input type="checkbox"/> Amended return <input type="checkbox"/> Address change <input type="checkbox"/> Name change		D 1. Foreign organizations, check here <input type="checkbox"/> 2. Foreign organizations meeting the 85% test, check here and attach computation <input type="checkbox"/>
H Check type of organization <input type="checkbox"/> Section 4947(a)(1) nonexempt charitable trust <input type="checkbox"/> Other taxable private foundation <input checked="" type="checkbox"/> Section 501(c)(3) exempt private foundation		E If private foundation status was terminated under section 507(b)(1)(A), check here <input type="checkbox"/>
I Fair market value of all assets at end of year (from Part II, col (c), line 16) ▶ \$ 1,175,514.	J Accounting method <input checked="" type="checkbox"/> Cash <input type="checkbox"/> Accrual <input type="checkbox"/> Other (specify) _____ (Part I, column (d) must be on cash basis.)	F If the foundation is in a 60-month termination under section 507(b)(1)(B), check here <input type="checkbox"/>

	(a) Revenue and expenses per books	(b) Net investment income	(c) Adjusted net income	(d) Disbursements for charitable purposes (cash basis only)
Part I Analysis of Revenue and Expenses (The total of amounts in columns (b), (c), and (d) may not necessarily equal the amounts in column (a))			N/A	
1 Contributions, gifts, grants, etc., received				
2 Check <input checked="" type="checkbox"/> if the foundation is not required to attach Sch B				
3 Interest on savings and temporary cash investments				
4 Dividends and interest from securities	30,245.	30,245.		STATEMENT 1
5a Gross rents				
b Net rental income or (loss)				
6a Net gain or (loss) from sale of assets not on line 10	21,230.			
b Gross sales price for all assets on line 6a 190,597.				
7 Capital gain net income (from Part IV, line 2)		21,230.		
8 Net short-term capital gain				
9 Income modifications				
10a Gross sales less returns and allowances				
b Less Cost of goods sold				
c Gross profit or (loss)				
11 Other income	1,427.	1,427.		STATEMENT 2
12 Total. Add lines 1 through 11	52,902.	52,902.		
13 Compensation of officers, directors, trustees, etc	0.	0.		0.
14 Other employee salaries and wages				
15 Pension plans, employee benefits				
16a Legal fees				
b Accounting fees				
c Other professional fees STMT 3	6,061.	5,455.		606.
17 Interest				
18 Taxes STMT 4	391.	391.		0.
19 Depreciation and depletion				
20 Occupancy				
21 Travel, conferences, and meetings				
22 Printing and publications				
23 Other expenses				
24 Total operating and administrative expenses. Add lines 13 through 23	6,452.	5,846.		606.
25 Contributions, gifts, grants paid	43,500.			43,500.
26 Total expenses and disbursements. Add lines 24 and 25	49,952.	5,846.		44,106.
27 Subtract line 26 from line 12				
a Excess of revenue over expenses and disbursements	2,950.			
b Net investment income (if negative, enter -0-)		47,056.		
c Adjusted net income (if negative, enter -0-)			N/A	

SCANNED MAR 28 2012.

RECEIVED
MAR 26 2012
WOODEN, UT
IRS, OSC

614 8

Part II Balance Sheets <small>Attached schedules and amounts in the description column should be for end-of-year amounts only</small>		Beginning of year		End of year	
		(a) Book Value	(b) Book Value	(c) Fair Market Value	
Assets	1 Cash - non-interest-bearing				
	2 Savings and temporary cash investments	58,120.	61,896.	61,900.	
	3 Accounts receivable ▶ Less allowance for doubtful accounts ▶				
	4 Pledges receivable ▶ Less allowance for doubtful accounts ▶				
	5 Grants receivable				
	6 Receivables due from officers, directors, trustees, and other disqualified persons				
	7 Other notes and loans receivable ▶ Less allowance for doubtful accounts ▶				
	8 Inventories for sale or use				
	9 Prepaid expenses and deferred charges				
	10a Investments - U S and state government obligations STMT 6	111,999.	112,539.	123,744.	
	b Investments - corporate stock STMT 7	589,957.	564,282.	640,668.	
	c Investments - corporate bonds STMT 8	241,791.	252,502.	269,768.	
	11 Investments - land, buildings, and equipment basis ▶ Less accumulated depreciation ▶				
	12 Investments - mortgage loans				
	13 Investments - other STMT 9	56,861.	70,846.	79,434.	
14 Land, buildings, and equipment basis ▶ Less accumulated depreciation ▶					
15 Other assets (describe ▶ _____)					
16 Total assets (to be completed by all filers)	1,058,728.	1,062,065.	1,175,514.		
Liabilities	17 Accounts payable and accrued expenses				
	18 Grants payable				
	19 Deferred revenue				
	20 Loans from officers, directors, trustees, and other disqualified persons				
	21 Mortgages and other notes payable				
	22 Other liabilities (describe ▶ _____)				
23 Total liabilities (add lines 17 through 22)	0.	0.			
Net Assets or Fund Balances	Foundations that follow SFAS 117, check here <input type="checkbox"/> and complete lines 24 through 26 and lines 30 and 31.				
	24 Unrestricted				
	25 Temporarily restricted				
	26 Permanently restricted				
	Foundations that do not follow SFAS 117, check here <input checked="" type="checkbox"/> and complete lines 27 through 31.				
	27 Capital stock, trust principal, or current funds	1,058,728.	1,062,065.		
	28 Paid-in or capital surplus, or land, bldg, and equipment fund	0.	0.		
	29 Retained earnings, accumulated income, endowment, or other funds	0.	0.		
30 Total net assets or fund balances	1,058,728.	1,062,065.			
31 Total liabilities and net assets/fund balances	1,058,728.	1,062,065.			

Part III Analysis of Changes in Net Assets or Fund Balances

1 Total net assets or fund balances at beginning of year - Part II, column (a), line 30 (must agree with end-of-year figure reported on prior year's return)	1	1,058,728.
2 Enter amount from Part I, line 27a	2	2,950.
3 Other increases not included in line 2 (itemize) ▶ SEE STATEMENT 5	3	387.
4 Add lines 1, 2, and 3	4	1,062,065.
5 Decreases not included in line 2 (itemize) ▶	5	0.
6 Total net assets or fund balances at end of year (line 4 minus line 5) - Part II, column (b), line 30	6	1,062,065.

Part IV Capital Gains and Losses for Tax on Investment Income

(a) List and describe the kind(s) of property sold (e.g., real estate, 2-story brick warehouse, or common stock, 200 shs MLC Co)	(b) How acquired P - Purchase D - Donation	(c) Date acquired (mo., day, yr)	(d) Date sold (mo., day, yr)
1a SEE ATTACHED EXHIBIT	P	VARIOUS	VARIOUS
b SEE ATTACHED EXHIBIT	P	VARIOUS	VARIOUS
c SEE ATTACHED EXHIBIT	P	03/30/07	02/03/11
d CAPITAL GAINS DIVIDENDS			
e			

(e) Gross sales price	(f) Depreciation allowed (or allowable)	(g) Cost or other basis plus expense of sale	(h) Gain or (loss) (e) plus (f) minus (g)
a 44,680.		46,310.	<1,630.>
b 140,868.		117,767.	23,101.
c 4,980.		5,290.	<310.>
d 69.			69.
e			

Complete only for assets showing gain in column (h) and owned by the foundation on 12/31/69			(l) Gains (Col (h) gain minus col (k), but not less than -0-) or Losses (from col (h))
(i) FMV as of 12/31/69	(j) Adjusted basis as of 12/31/69	(k) Excess of col (i) over col (j), if any	
a			<1,630.>
b			23,101.
c			<310.>
d			69.
e			

2 Capital gain net income or (net capital loss)	{ If gain, also enter in Part I, line 7 If (loss), enter -0- in Part I, line 7	2	21,230.
3 Net short-term capital gain or (loss) as defined in sections 1222(5) and (6) If gain, also enter in Part I, line 8, column (c) If (loss), enter -0- in Part I, line 8		3	N/A

Part V Qualification Under Section 4940(e) for Reduced Tax on Net Investment Income

(For optional use by domestic private foundations subject to the section 4940(a) tax on net investment income)

If section 4940(d)(2) applies, leave this part blank

Was the foundation liable for the section 4942 tax on the distributable amount of any year in the base period?

Yes No

If "Yes," the foundation does not qualify under section 4940(e). Do not complete this part.

1 Enter the appropriate amount in each column for each year, see instructions before making any entries

(a) Base period years Calendar year (or tax year beginning in)	(b) Adjusted qualifying distributions	(c) Net value of noncharitable-use assets	(d) Distribution ratio (col (b) divided by col (c))
2010	55,085.	1,171,140.	.047035
2009	60,254.	1,087,649.	.055398
2008	54,303.	1,270,886.	.042728
2007	58,529.	1,280,270.	.045716
2006	60,400.	1,200,420.	.050316

2 Total of line 1, column (d)	2	.241193
3 Average distribution ratio for the 5-year base period - divide the total on line 2 by 5, or by the number of years the foundation has been in existence if less than 5 years	3	.048239
4 Enter the net value of noncharitable-use assets for 2011 from Part X, line 5	4	1,229,509.
5 Multiply line 4 by line 3	5	59,310.
6 Enter 1% of net investment income (1% of Part I, line 27b)	6	471.
7 Add lines 5 and 6	7	59,781.
8 Enter qualifying distributions from Part XII, line 4	8	44,106.

If line 8 is equal to or greater than line 7, check the box in Part VI, line 1b, and complete that part using a 1% tax rate. See the Part VI instructions.

Part VI Excise Tax Based on Investment Income (Section 4940(a), 4940(b), 4940(e), or 4948 - see instructions)

1a	Exempt operating foundations described in section 4940(d)(2), check here <input type="checkbox"/> and enter "N/A" on line 1 Date of ruling or determination letter _____ (attach copy of letter if necessary-see instructions)		
b	Domestic foundations that meet the section 4940(e) requirements in Part V, check here <input type="checkbox"/> and enter 1% of Part I, line 27b	1	941.
c	All other domestic foundations enter 2% of line 27b. Exempt foreign organizations enter 4% of Part I, line 12, col (b)		
2	Tax under section 511 (domestic section 4947(a)(1) trusts and taxable foundations only. Others enter -0-)	2	0.
3	Add lines 1 and 2	3	941.
4	Subtitle A (income) tax (domestic section 4947(a)(1) trusts and taxable foundations only. Others enter -0-)	4	0.
5	Tax based on investment income. Subtract line 4 from line 3. If zero or less, enter -0-	5	941.
6	Credits/Payments		
a	2011 estimated tax payments and 2010 overpayment credited to 2011	6a	1,137.
b	Exempt foreign organizations - tax withheld at source	6b	
c	Tax paid with application for extension of time to file (Form 8868)	6c	
d	Backup withholding erroneously withheld	6d	
7	Total credits and payments. Add lines 6a through 6d	7	1,137.
8	Enter any penalty for underpayment of estimated tax. Check here <input checked="" type="checkbox"/> if Form 2220 is attached	8	
9	Tax due. If the total of lines 5 and 8 is more than line 7, enter amount owed	9	
10	Overpayment. If line 7 is more than the total of lines 5 and 8, enter the amount overpaid	10	196.
11	Enter the amount of line 10 to be credited to 2012 estimated tax. 196. Refunded	11	0.

Part VII-A Statements Regarding Activities

	Yes	No
1a		X
1b		X
1c		X
d		
2		X
3		X
4a		X
4b		
5		X
6	X	
7	X	
8a		
8b	X	
9		X
10		X

Part VII-A Statements Regarding Activities (continued)

11	At any time during the year, did the foundation, directly or indirectly, own a controlled entity within the meaning of section 512(b)(13)? If "Yes," attach schedule (see instructions)			X
12	Did the foundation make a distribution to a donor advised fund over which the foundation or a disqualified person had advisory privileges? If "Yes," attach statement (see instructions)			X
13	Did the foundation comply with the public inspection requirements for its annual returns and exemption application? Website address ▶ N/A	X		
14	The books are in care of ▶ JOHN R. PRICE Telephone no ▶ 425-462-9389 Located at ▶ 10655 NE 4TH ST., STE 611, BELLEVUE, WA ZIP+4 ▶ 98004			
15	Section 4947(a)(1) nonexempt charitable trusts filing Form 990-PF in lieu of Form 1041 - Check here and enter the amount of tax-exempt interest received or accrued during the year ▶		N/A	
16	At any time during calendar year 2011, did the foundation have an interest in or a signature or other authority over a bank, securities, or other financial account in a foreign country? See the instructions for exceptions and filing requirements for Form TD F 90-22.1 If "Yes," enter the name of the foreign country ▶		Yes	No X

Part VII-B Statements Regarding Activities for Which Form 4720 May Be Required

File Form 4720 if any item is checked in the "Yes" column, unless an exception applies.

		Yes	No
1a	During the year did the foundation (either directly or indirectly)		
(1)	Engage in the sale or exchange, or leasing of property with a disqualified person? <input type="checkbox"/> Yes <input checked="" type="checkbox"/> No		
(2)	Borrow money from, lend money to, or otherwise extend credit to (or accept it from) a disqualified person? <input type="checkbox"/> Yes <input checked="" type="checkbox"/> No		
(3)	Furnish goods, services, or facilities to (or accept them from) a disqualified person? <input type="checkbox"/> Yes <input checked="" type="checkbox"/> No		
(4)	Pay compensation to, or pay or reimburse the expenses of, a disqualified person? <input type="checkbox"/> Yes <input checked="" type="checkbox"/> No		
(5)	Transfer any income or assets to a disqualified person (or make any of either available for the benefit or use of a disqualified person)? <input type="checkbox"/> Yes <input checked="" type="checkbox"/> No		
(6)	Agree to pay money or property to a government official? (Exception. Check "No" if the foundation agreed to make a grant to or to employ the official for a period after termination of government service, if terminating within 90 days) <input type="checkbox"/> Yes <input checked="" type="checkbox"/> No		
b	If any answer is "Yes" to 1a(1)-(6), did any of the acts fail to qualify under the exceptions described in Regulations section 53.4941(d)-3 or in a current notice regarding disaster assistance (see instructions)? Organizations relying on a current notice regarding disaster assistance check here <input type="checkbox"/> N/A	1b	
c	Did the foundation engage in a prior year in any of the acts described in 1a, other than excepted acts, that were not corrected before the first day of the tax year beginning in 2011? <input type="checkbox"/> Yes <input checked="" type="checkbox"/> No	1c	X
2	Taxes on failure to distribute income (section 4942) (does not apply for years the foundation was a private operating foundation defined in section 4942(j)(3) or 4942(j)(5))		
a	At the end of tax year 2011, did the foundation have any undistributed income (lines 6d and 6e, Part XIII) for tax year(s) beginning before 2011? <input type="checkbox"/> Yes <input checked="" type="checkbox"/> No If "Yes," list the years ▶		
b	Are there any years listed in 2a for which the foundation is not applying the provisions of section 4942(a)(2) (relating to incorrect valuation of assets) to the year's undistributed income? (If applying section 4942(a)(2) to all years listed, answer "No" and attach statement - see instructions) <input type="checkbox"/> Yes <input checked="" type="checkbox"/> No	2b	
c	If the provisions of section 4942(a)(2) are being applied to any of the years listed in 2a, list the years here ▶		
3a	Did the foundation hold more than a 2% direct or indirect interest in any business enterprise at any time during the year? <input type="checkbox"/> Yes <input checked="" type="checkbox"/> No		
b	If "Yes," did it have excess business holdings in 2011 as a result of (1) any purchase by the foundation or disqualified persons after May 26, 1969, (2) the lapse of the 5-year period (or longer period approved by the Commissioner under section 4943(c)(7)) to dispose of holdings acquired by gift or bequest, or (3) the lapse of the 10-, 15-, or 20-year first phase holding period? (Use Schedule C, Form 4720, to determine if the foundation had excess business holdings in 2011.) <input type="checkbox"/> Yes <input checked="" type="checkbox"/> No	3b	
4a	Did the foundation invest during the year any amount in a manner that would jeopardize its charitable purposes?	4a	X
b	Did the foundation make any investment in a prior year (but after December 31, 1969) that could jeopardize its charitable purpose that had not been removed from jeopardy before the first day of the tax year beginning in 2011?	4b	X

Part VII-B Statements Regarding Activities for Which Form 4720 May Be Required (continued)

5a During the year did the foundation pay or incur any amount to

(1) Carry on propaganda, or otherwise attempt to influence legislation (section 4945(e))? Yes No

(2) Influence the outcome of any specific public election (see section 4955), or to carry on, directly or indirectly, any voter registration drive? Yes No

(3) Provide a grant to an individual for travel, study, or other similar purposes? Yes No

(4) Provide a grant to an organization other than a charitable, etc., organization described in section 509(a)(1), (2), or (3), or section 4940(d)(2)? Yes No

(5) Provide for any purpose other than religious, charitable, scientific, literary, or educational purposes, or for the prevention of cruelty to children or animals? Yes No

b If any answer is "Yes" to 5a(1)-(5), did any of the transactions fail to qualify under the exceptions described in Regulations section 53.4945 or in a current notice regarding disaster assistance (see instructions)? Yes No
 Organizations relying on a current notice regarding disaster assistance check here N/A

c If the answer is "Yes" to question 5a(4), does the foundation claim exemption from the tax because it maintained expenditure responsibility for the grant? Yes No
 If "Yes," attach the statement required by Regulations section 53.4945-5(d) N/A

6a Did the foundation, during the year, receive any funds, directly or indirectly, to pay premiums on a personal benefit contract? Yes No

b Did the foundation, during the year, pay premiums, directly or indirectly, on a personal benefit contract? Yes No
 If "Yes" to 6b, file Form 8870

7a At any time during the tax year, was the foundation a party to a prohibited tax shelter transaction? Yes No

b If "Yes," did the foundation receive any proceeds or have any net income attributable to the transaction? Yes No

Part VIII Information About Officers, Directors, Trustees, Foundation Managers, Highly Paid Employees, and Contractors

1 List all officers, directors, trustees, foundation managers and their compensation.

(a) Name and address	(b) Title, and average hours per week devoted to position	(c) Compensation (If not paid, enter -0-)	(d) Contributions to employee benefit plans and deferred compensation	(e) Expense account, other allowances
BARBARA B. WARD 1539 SHENANDOAH DRIVE EAST SEATTLE, WA 98112	TRUSTEE 1.00	0.	0.	0.
KRISS A. SJOBLOM 1852 - 41ST AVENUE EAST SEATTLE, WA 98112	TRUSTEE 1.00	0.	0.	0.
THOMAS C. GORES 10885 NE FOURTH ST, SUITE 700 BELLEVUE, WA 98004-5579	TRUSTEE 0.00	0.	0.	0.

2 Compensation of five highest-paid employees (other than those included on line 1). If none, enter "NONE."

(a) Name and address of each employee paid more than \$50,000	(b) Title, and average hours per week devoted to position	(c) Compensation	(d) Contributions to employee benefit plans and deferred compensation	(e) Expense account, other allowances
NONE				

Total number of other employees paid over \$50,000 ▶ 0

Part VIII Information About Officers, Directors, Trustees, Foundation Managers, Highly Paid Employees, and Contractors (continued)

3 Five highest-paid independent contractors for professional services. If none, enter "NONE."

(a) Name and address of each person paid more than \$50,000	(b) Type of service	(c) Compensation
NONE		

Total number of others receiving over \$50,000 for professional services ▶ 0

Part IX-A Summary of Direct Charitable Activities

List the foundation's four largest direct charitable activities during the tax year. Include relevant statistical information such as the number of organizations and other beneficiaries served, conferences convened, research papers produced, etc

	Expenses
1 N/A	
2	
3	
4	

Part IX-B Summary of Program-Related Investments

Describe the two largest program-related investments made by the foundation during the tax year on lines 1 and 2

	Amount
1 N/A	
2	
3 All other program-related investments See instructions	

Total. Add lines 1 through 3 ▶ 0.

Part X Minimum Investment Return (All domestic foundations must complete this part. Foreign foundations, see instructions.)

1	Fair market value of assets not used (or held for use) directly in carrying out charitable, etc., purposes		
a	Average monthly fair market value of securities	1a	1,153,425.
b	Average of monthly cash balances	1b	94,807.
c	Fair market value of all other assets	1c	
d	Total (add lines 1a, b, and c)	1d	1,248,232.
e	Reduction claimed for blockage or other factors reported on lines 1a and 1c (attach detailed explanation)	1e	0.
2	Acquisition indebtedness applicable to line 1 assets	2	0.
3	Subtract line 2 from line 1d	3	1,248,232.
4	Cash deemed held for charitable activities. Enter 1 1/2% of line 3 (for greater amount, see instructions)	4	18,723.
5	Net value of noncharitable-use assets. Subtract line 4 from line 3. Enter here and on Part V, line 4	5	1,229,509.
6	Minimum investment return. Enter 5% of line 5	6	61,475.

Part XI Distributable Amount (see instructions) (Section 4942(j)(3) and (j)(5) private operating foundations and certain foreign organizations check here and do not complete this part)

1	Minimum investment return from Part X, line 6	1	61,475.
2a	Tax on investment income for 2011 from Part VI, line 5	2a	941.
b	Income tax for 2011 (This does not include the tax from Part VI)	2b	
c	Add lines 2a and 2b	2c	941.
3	Distributable amount before adjustments. Subtract line 2c from line 1	3	60,534.
4	Recoveries of amounts treated as qualifying distributions	4	0.
5	Add lines 3 and 4	5	60,534.
6	Deduction from distributable amount (see instructions)	6	0.
7	Distributable amount as adjusted. Subtract line 6 from line 5. Enter here and on Part XIII, line 1	7	60,534.

Part XII Qualifying Distributions (see instructions)

1	Amounts paid (including administrative expenses) to accomplish charitable, etc., purposes		
a	Expenses, contributions, gifts, etc. - total from Part I, column (d), line 26	1a	44,106.
b	Program-related investments - total from Part IX-B	1b	0.
2	Amounts paid to acquire assets used (or held for use) directly in carrying out charitable, etc., purposes	2	
3	Amounts set aside for specific charitable projects that satisfy the		
a	Suitability test (prior IRS approval required)	3a	
b	Cash distribution test (attach the required schedule)	3b	
4	Qualifying distributions. Add lines 1a through 3b. Enter here and on Part V, line 8, and Part XIII, line 4	4	44,106.
5	Foundations that qualify under section 4940(e) for the reduced rate of tax on net investment income. Enter 1% of Part I, line 27b	5	0.
6	Adjusted qualifying distributions. Subtract line 5 from line 4	6	44,106.

Note. The amount on line 6 will be used in Part V, column (b), in subsequent years when calculating whether the foundation qualifies for the section 4940(e) reduction of tax in those years

Part XIII Undistributed Income (see instructions)

	(a) Corpus	(b) Years prior to 2010	(c) 2010	(d) 2011
1 Distributable amount for 2011 from Part XI, line 7				60,534.
2 Undistributed income, if any, as of the end of 2011				
a Enter amount for 2010 only			0.	
b Total for prior years		0.		
3 Excess distributions carryover, if any, to 2011				
a From 2006				
b From 2007				
c From 2008				
d From 2009				3,703.
e From 2010				
f Total of lines 3a through e	3,703.			
4 Qualifying distributions for 2011 from Part XII, line 4 ▶ \$				44,106.
a Applied to 2010, but not more than line 2a			0.	
b Applied to undistributed income of prior years (Election required - see instructions)		0.		
c Treated as distributions out of corpus (Election required - see instructions)	0.			
d Applied to 2011 distributable amount				44,106.
e Remaining amount distributed out of corpus	0.			
5 Excess distributions carryover applied to 2011 (If an amount appears in column (d), the same amount must be shown in column (a))	3,703.			3,703.
6 Enter the net total of each column as indicated below:				
a Corpus Add lines 3f, 4c, and 4e Subtract line 5	0.			
b Prior years' undistributed income Subtract line 4b from line 2b		0.		
c Enter the amount of prior years' undistributed income for which a notice of deficiency has been issued, or on which the section 4942(a) tax has been previously assessed		0.		
d Subtract line 6c from line 6b Taxable amount - see instructions		0.		
e Undistributed income for 2010 Subtract line 4a from line 2a Taxable amount - see instr			0.	
f Undistributed income for 2011 Subtract lines 4d and 5 from line 1 This amount must be distributed in 2012				12,725.
7 Amounts treated as distributions out of corpus to satisfy requirements imposed by section 170(b)(1)(F) or 4942(g)(3)	0.			
8 Excess distributions carryover from 2006 not applied on line 5 or line 7	0.			
9 Excess distributions carryover to 2012. Subtract lines 7 and 8 from line 6a	0.			
10 Analysis of line 9				
a Excess from 2007				
b Excess from 2008				
c Excess from 2009				
d Excess from 2010				
e Excess from 2011				

Part XIV Private Operating Foundations (see instructions and Part VII-A, question 9) N/A

1 a If the foundation has received a ruling or determination letter that it is a private operating foundation, and the ruling is effective for 2011, enter the date of the ruling ▶

b Check box to indicate whether the foundation is a private operating foundation described in section 4942(j)(3) or 4942(j)(5)

	Tax year				(e) Total
	(a) 2011	(b) 2010	(c) 2009	(d) 2008	
2 a Enter the lesser of the adjusted net income from Part I or the minimum investment return from Part X for each year listed					
b 85% of line 2a					
c Qualifying distributions from Part XII, line 4 for each year listed					
d Amounts included in line 2c not used directly for active conduct of exempt activities					
e Qualifying distributions made directly for active conduct of exempt activities					
Subtract line 2d from line 2c					
3 Complete 3a, b, or c for the alternative test relied upon					
a "Assets" alternative test - enter					
(1) Value of all assets					
(2) Value of assets qualifying under section 4942(j)(3)(B)(i)					
b "Endowment" alternative test - enter 2/3 of minimum investment return shown in Part X, line 6 for each year listed					
c "Support" alternative test - enter					
(1) Total support other than gross investment income (interest, dividends, rents, payments on securities loans (section 512(a)(5)), or royalties)					
(2) Support from general public and 5 or more exempt organizations as provided in section 4942(j)(3)(B)(iii)					
(3) Largest amount of support from an exempt organization					
(4) Gross investment income					

Part XV Supplementary Information (Complete this part only if the foundation had \$5,000 or more in assets at any time during the year-see instructions.)

1 **Information Regarding Foundation Managers:**

a List any managers of the foundation who have contributed more than 2% of the total contributions received by the foundation before the close of any tax year (but only if they have contributed more than \$5,000) (See section 507(d)(2))

BARBARA B. WARD

b List any managers of the foundation who own 10% or more of the stock of a corporation (or an equally large portion of the ownership of a partnership or other entity) of which the foundation has a 10% or greater interest

NONE

2 **Information Regarding Contribution, Grant, Gift, Loan, Scholarship, etc., Programs:**

Check here if the foundation only makes contributions to preselected charitable organizations and does not accept unsolicited requests for funds. If the foundation makes gifts, grants, etc (see instructions) to individuals or organizations under other conditions, complete items 2a, b, c, and d

a The name, address, and telephone number of the person to whom applications should be addressed

b The form in which applications should be submitted and information and materials they should include

c Any submission deadlines

d Any restrictions or limitations on awards, such as by geographical areas, charitable fields, kinds of institutions, or other factors

Part XV Supplementary Information (continued)

3 Grants and Contributions Paid During the Year or Approved for Future Payment

Recipient Name and address (home or business)	If recipient is an individual, show any relationship to any foundation manager or substantial contributor	Foundation status of recipient	Purpose of grant or contribution	Amount
<p><i>a Paid during the year</i></p> <p>ANNIE WRIGHT SCHOOL 827 NORTH TACOMA AVE TACOMA, WA 98403</p>		PUBLIC	GENERAL OPERATIONS	10,000.
<p>GRAYS HARBOR COLLEGE 1620 EDWARD P. SMITH DRIVE ABERDEEN, WA 98520</p>		PUBLIC	GENERAL OPERATIONS	10,000.
<p>LAKESIDE SCHOOL 14050 1ST AVE NE SEATTLE, WA 98125</p>		PUBLIC	GENERAL OPERATIONS	2,500.
<p>POCOCK ROWING FOUNDATION 3320 FUHRMAN AVE EAST SEATTLE, WA 98102</p>		PUBLIC	CENTER OPERATIONS	4,500.
<p>SALVATION ARMY 1010 4TH AVE S. SEATTLE, WA 98134</p>		PUBLIC	GENERAL OPERATIONS	10,000.
<p>Total</p>	SEE CONTINUATION SHEET(S) ▶ 3a			43,500.
<p><i>b Approved for future payment</i></p> <p>NONE</p>				
<p>Total</p>	▶ 3b			0.

 FORM 990-PF DIVIDENDS AND INTEREST FROM SECURITIES STATEMENT 1

SOURCE	GROSS AMOUNT	CAPITAL GAINS DIVIDENDS	COLUMN (A) AMOUNT
BANK OF AMERICA	4,698.	0.	4,698.
BANK OF AMERICA	540.	0.	540.
BANK OF AMERICA	<642.>	0.	<642.>
BANK OF AMERICA	11,960.	0.	11,960.
BANK OF AMERICA	8,668.	0.	8,668.
BANK OF AMERICA	5,021.	0.	5,021.
BANK OF AMERICA	69.	69.	0.
TOTAL TO FM 990-PF, PART I, LN 4	<u>30,314.</u>	<u>69.</u>	<u>30,245.</u>

FORM 990-PF

OTHER INCOME

STATEMENT 2

DESCRIPTION	(A) REVENUE PER BOOKS	(B) NET INVEST- MENT INCOME	(C) ADJUSTED NET INCOME
INVESTMENT COURT SETTLEMENTS	1,427.	1,427.	
TOTAL TO FORM 990-PF, PART I, LINE 11	1,427.	1,427.	

FORM 990-PF

OTHER PROFESSIONAL FEES

STATEMENT 3

DESCRIPTION	(A) EXPENSES PER BOOKS	(B) NET INVEST- MENT INCOME	(C) ADJUSTED NET INCOME	(D) CHARITABLE PURPOSES
CUSTODIAL/ACTIVITY FEES - BOA	6,061.	5,455.		606.
TO FORM 990-PF, PG 1, LN 16C	6,061.	5,455.		606.

FORM 990-PF

TAXES

STATEMENT 4

DESCRIPTION	(A) EXPENSES PER BOOKS	(B) NET INVEST- MENT INCOME	(C) ADJUSTED NET INCOME	(D) CHARITABLE PURPOSES
FOREIGN TAXES	391.	391.		0.
TO FORM 990-PF, PG 1, LN 18	391.	391.		0.

FORM 990-PF	OTHER INCREASES IN NET ASSETS OR FUND BALANCES	STATEMENT	5	
DESCRIPTION				AMOUNT
2010 TAXABLE TRANSACTIONS RECORDED ON BOOKS IN 2011				387.
TOTAL TO FORM 990-PF, PART III, LINE 3				387.

FORM 990-PF U.S. AND STATE/CITY GOVERNMENT OBLIGATIONS STATEMENT 6

<u>DESCRIPTION</u>	<u>U.S. GOV'T</u>	<u>OTHER GOV'T</u>	<u>BOOK VALUE</u>	<u>FAIR MARKET VALUE</u>
US GOVT OBLIGATIONS	X		112,539.	123,744.
TOTAL U.S. GOVERNMENT OBLIGATIONS			112,539.	123,744.
TOTAL STATE AND MUNICIPAL GOVERNMENT OBLIGATIONS				
TOTAL TO FORM 990-PF, PART II, LINE 10A			112,539.	123,744.

FORM 990-PF CORPORATE STOCK STATEMENT 7

<u>DESCRIPTION</u>	<u>BOOK VALUE</u>	<u>FAIR MARKET VALUE</u>
CORPORATE STOCK	564,282.	640,668.
TOTAL TO FORM 990-PF, PART II, LINE 10B	564,282.	640,668.

FORM 990-PF	CORPORATE BONDS	STATEMENT	8
<u>DESCRIPTION</u>		<u>BOOK VALUE</u>	<u>FAIR MARKET VALUE</u>
CORPORATE BONDS		252,502.	269,768.
TOTAL TO FORM 990-PF, PART II, LINE 10C		252,502.	269,768.

FORM 990-PF	OTHER INVESTMENTS	STATEMENT	9
DESCRIPTION	VALUATION METHOD	BOOK VALUE	FAIR MARKET VALUE
TANGIBLE ASSETS	COST	70,846.	79,434.
TOTAL TO FORM 990-PF, PART II, LINE 13		70,846.	79,434.



Bank of America Private Wealth Management

BOBBY'S FUND FOUNDATION

Proceeds From Broker Transactions

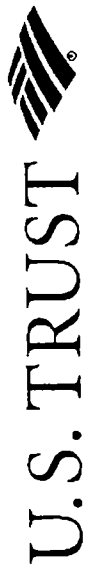
This section reports your proceeds from sales during the year. We report all transactions on a trade-date basis, which is the date shown in the sale date column. The net proceeds are less commissions, transfer charges, and premiums.

We have adjusted tax costs for amortization of premium paid for the acquisition of municipal bonds through date of sale and for non-taxable dividends. An asterisk symbol (*) next to the tax cost indicates that the tax cost has been adjusted for the current year's return of capital. However, we have not made adjustments to the cost basis of all partnerships.

Short term transactions

This category includes sales of assets held 12 months or less.

Description	Cusip	Number of shares	Date of acquisition	Sale date	Sales price or pass through gain	Cost, other basis or pass through loss	Net gain or loss
ISHARES TR S&P MIDCAP 400 INDEX FD	464287507	35	03/10/10	01/04/11	\$3,149.75	\$2,724.75	\$425.00
AVON PRODUCTS INC	054303102	45	08/02/10	03/09/11	\$1,228.08	\$1,425.54	\$-197.46
POWERSHARES EXCHANGE-TRADED FD TR	73935X567	25	03/10/10	03/09/11	\$1,697.02	\$1,415.99	\$281.03
BAKER HUGHES INC	057224107	35	04/27/10	03/09/11	\$2,398.30	\$1,860.90	\$537.40
ISHARES TR S&P SMALLCAP 600 BARRA	464287887	20	03/10/10	03/09/11	\$1,525.42	\$1,222.38	\$303.04
INTEL CORP	458140100	70	12/14/10	03/09/11	\$1,465.22	\$1,502.20	\$-36.98
FRESENIUS MED CARE SPONSORED ADR	358029106	30	07/08/10	03/09/11	\$2,045.11	\$1,616.93	\$428.18
VISA INC CL A	92826C839	85	05/27/10	03/14/11	\$6,119.28	\$6,308.39	\$-189.11
AVON PRODUCTS INC	054303102	168	08/02/10	03/22/11	\$4,552.05	\$5,322.00	\$-769.95
BAKER HUGHES INC	057224107	25	04/27/10	03/28/11	\$1,861.17	\$1,329.22	\$531.95
DISNEY WALT CO	254687C8	5000	10/22/10	07/15/11	\$5,000.00	\$5,188.00	\$-188.00
ILLINOIS TOOL WORKS INC	452308109	86	02/14/11	08/25/11	\$3,765.28	\$4,777.32	\$-1,012.04
3M CO	88579Y101	50	09/14/10	08/30/11	\$4,084.42	\$4,249.58	\$-165.16
CORNING INC	219350105	175	02/03/11	12/05/11	\$2,396.09	\$3,929.75	\$-1,533.66
WATSON PHARMACEUTICALS INC	942683103	50	06/07/11	12/05/11	\$3,177.81	\$3,184.84	\$-7.03
MARRIOTT VACATIONS WORLDWIDE	57164Y107	0.5	03/28/11	12/06/11	\$7.99	\$10.08	\$-2.09
MARRIOTT VACATIONS WORLDWIDE	57164Y107	12	03/28/11	12/07/11	\$206.51	\$241.98	\$-35.47
Total short term gain/loss from sales:					\$44,679.50	\$46,309.85	\$-1,630.35



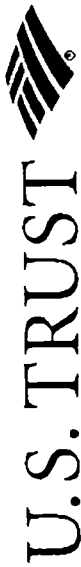
Bank of America Private Wealth Management

BOBBY'S FUND FOUNDATION

Long term transactions

This category includes sales of assets held more than 12 months

Description	Cusip	Number of shares	Date of acquisition	Sale date	Sales price or pass through gain	Cost, other basis or pass through loss	Net gain or loss
QUEST DIAGNOSTICS INC	74834L100	150	03/23/05	01/04/11	\$8,172.28	\$7,512.82	\$659.46
NATIONAL-OILWELL INC	637071101	50	01/14/08	01/04/11	\$3,291.63	\$3,605.83	\$-314.20
VERIZON COMMUNICATIONS	92343V104	125	11/06/07	02/03/11	\$4,544.62	\$5,060.51	\$-515.89
EDISON INTERNATIONAL	281020107	120	03/30/07	02/03/11	\$4,435.41	\$5,947.46	\$-1,512.05
CVS CORPORATION DEL	126650100	145	03/30/07	02/14/11	\$4,744.35	\$4,989.45	\$-245.10
THERMO ELECTRON CORP	883556102	25	05/19/09	03/09/11	\$1,390.27	\$897.10	\$493.17
VANGUARD INDEX TR VANGUARD TOTAL	922908769	75	11/21/07	03/09/11	\$5,113.45	\$5,318.04	\$-204.59
AMERICAN TOWER SYS CORP CL A	029912201	25	10/09/09	03/09/11	\$1,289.03	\$917.50	\$371.53
DEERE & CO	244199105	25	03/30/07	03/09/11	\$2,246.26	\$1,386.17	\$860.09
MARSH & MCLENNAN INC	571748102	135	07/28/08	03/09/11	\$4,016.20	\$3,612.60	\$403.60
MARATHON OIL CORP	565849106	45	03/30/07	03/09/11	\$2,251.36	\$2,288.70	\$-37.34
JOHNSON AND JOHNSON	478160104	25	12/08/08	03/09/11	\$1,513.02	\$1,461.50	\$51.52
INTERNATIONAL BUSINESS MACHINES	459200101	10	05/30/07	03/09/11	\$1,659.92	\$1,067.00	\$592.92
NORFOLK SOUTHERN CORP	655844108	20	03/12/09	03/09/11	\$1,297.02	\$565.40	\$731.62
PRA-XAIR INC	74005P104	15	11/23/04	03/09/11	\$1,446.92	\$671.78	\$775.14
SCHLUMBERGER LTD	806857108	15	09/21/05	03/09/11	\$1,322.87	\$630.96	\$691.91
METLIFE INC	59156R108	30	07/12/07	03/09/11	\$1,381.82	\$1,944.28	\$-562.46
CISCO SYSTEM INC	17275R102	275	06/17/96	03/14/11	\$4,868.92	\$1,676.67	\$3,192.25
SYSCO CORP	871829107	150	01/05/00	03/22/11	\$4,198.69	\$2,836.87	\$1,361.82
ALBEMARLE CORP	012653101	10	12/08/08	03/28/11	\$578.62	\$203.49	\$375.13
APPLE COMPUTER INC	037833100	10	03/30/07	03/28/11	\$3,533.03	\$948.60	\$2,584.43
ALBEMARLE CORP	012653101	35	03/30/07	03/28/11	\$2,025.15	\$1,471.25	\$553.90
COGNIZANT TECHNOLOGY SOLUTIONS	192446102	55	03/18/08	03/28/11	\$4,396.96	\$1,539.47	\$2,857.49
STERICYCLE INC	858912108	40	03/30/07	03/28/11	\$3,527.18	\$1,627.35	\$1,899.83
GOLDMAN SACHS GROUP INC	38141G104	25	12/08/08	05/13/11	\$3,510.68	\$1,911.00	\$1,599.68
INTERNATIONAL BUSINESS MACHINES	459200101	30	05/30/07	05/17/11	\$5,040.31	\$3,201.00	\$1,839.31



Bank of America Private Wealth Management

BOBBY'S FUND FOUNDATION

Long term transactions

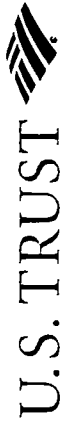
This category includes sales of assets held more than 12 months.

Description	Cusip	Number of shares	Date of acquisition	Sale date	Sales price or pass through gain	Cost, other basis or pass through loss	Net gain or loss
NORFOLK SOUTHERN CORP	655844108	80	03/12/09	06/07/11	\$5,687.68	\$2,261.60	\$3,426.08
BANK NEW YORK MELLON CORP	064058100	150	03/30/07	07/01/11	\$3,902.94	\$6,475.82	\$-2,572.88
CHEVRONTEXACO CORP	166764100	25	09/16/02	07/01/11	\$2,596.34	\$932.13	\$1,664.21
DEERE & CO	244199105	30	03/30/07	07/01/11	\$2,529.58	\$1,663.40	\$866.18
BANK AMERICA CORP	060505104	325	07/14/10	07/26/11	\$3,240.19	\$5,106.56	\$-1,866.37
HEWLETT PACKARD CO	428236103	120	11/24/09	07/26/11	\$4,497.91	\$6,015.55	\$-1,517.64
WESTERN UN CO	959802109	65	01/22/10	08/16/11	\$1,103.10	\$1,233.37	\$-130.27
WESTERN UN CO	959802109	250	10/09/09	08/16/11	\$4,242.67	\$4,753.88	\$-511.21
ORACLE CORPORATION	68389X105	150	09/24/08	08/25/11	\$3,921.69	\$3,026.33	\$895.36
SWEDISH EXPT CR CORP ELEMENTS	870297801	700	06/08/09	09/07/11	\$6,461.01	\$5,096.00	\$1,365.01
BARCLAYS BK PLC IPATH INDEX LKD	06738C778	140	06/08/09	09/07/11	\$6,808.07	\$5,370.40	\$1,437.67
MORGAN STANLEY	617446448	160	08/05/09	10/06/11	\$2,423.95	\$4,847.97	\$-2,424.02
EXXON MOBIL CORP	30231G102	58	09/10/91	10/06/11	\$4,246.58	\$158.34	\$4,088.24
HOME DEPOT INC	437076102	81	03/15/10	11/23/11	\$2,956.05	\$2,640.60	\$315.45
METLIFE INC	59156R108	57	07/12/07	11/23/11	\$1,602.23	\$3,694.14	\$-2,091.91
AMAZON COM INC	023135106	15	05/21/08	11/23/11	\$2,852.50	\$1,198.14	\$1,654.36
Total long term gain/loss from sales:					\$140,868.46	\$117,767.03	\$23,101.43

Cost not available

Description	Cusip	Number of shares	Date of acquisition	Sale date	Sales price or pass through gain	Cost, other basis or pass through loss	Net gain or loss
RAYTHEON CO NEW	75511507	100	03/30/07	02/03/11	\$4,979.66	\$5,240.20	(310.54)
Total Cost not available:					\$4,979.66		\$4,979.66

Settlement Date



Bank of America Private Wealth Management

Portfolio Detail

Account: 73-01-100-1724905 BOBBY'S FUND FOUNDATION

Dec 01, 2010 through Dec 31, 2010

Units	Description	Market Value(1)/ Market Price	Accrued Income	Average Unit Cost	Tax Cost/ Unit Cost	Unrealized Gain/Loss	Estimated Annual Income	Cur Yld/ YTM
27,203.460	CUSTODY BANK OF AMERICA MONEY MARKET SAVINGS ACCOUNT (Income Investment)	\$27,203.46	\$1.03	\$27,203.46 1,000		\$0.00	\$13.60	0.1%
30,916.810	CUSTODY BANK OF AMERICA MONEY MARKET SAVINGS ACCOUNT	30,916.81	3.11	30,916.81 1,000		0.00	15.46	0.1
	Total Cash/Currency	\$58,120.27	\$4.14	\$58,120.27		\$0.00	\$29.06	0.0%

Equities

110,000	ALBEMARLE CORP Ticker: ALB	\$6,135.80 55,780	\$15.40	\$2,997.43 27,249		\$3,138.37	\$61.60	1.0%
30,000	AMAZON.COM INC Ticker: AMZN	5,400.00 180,000	0.00	2,396.29 79,876		3,003.71	0.00	0.0
125,000	AMERICAN TOWER CORP CL A	6,455.00 51,640	0.00	4,587.50 36,700		1,867.50	0.00	0.0
80,000	ANHEUSER BUSCH INBEV SA/NV SPONSORED ADR Ticker: BUD	4,567.20 57,090	0.00	4,964.53 62,057		-397.33	30.88	0.7
37,000	APPLE INC Ticker: AAPL	11,934.72 322,560	0.00	3,509.82 94,860		8,424.90	0.00	0.0
213,000	AVON PRODS INC Ticker: AVP	6,189.78 29,060	0.00	6,747.54 31,679		-557.76	187.44	3.0
125,000	BAKER HUGHES INC Ticker: BHI	7,146.25 57,170	0.00	6,646.08 53,169		500.17	75.00	1.1
325,000	BANK AMER CORP Ticker: BAC	4,335.50 13,340	0.00	5,106.56 15,712		-771.06	13.00	0.3
150,000	BANK NEW YORK MELLON CORP Ticker: BK	4,530.00 30,200	0.00	6,475.82 43,172		-1,945.82	54.00	1.2

(1) Market Value in the Portfolio Detail section does not include Accrued Income

Portfolio Detail

Account: 73-01-100-1724905 BOBBY'S FUND FOUNDATION

Dec 01, 2010 through Dec 31, 2010

Units	Description	Market Value(1)/ Market Price	Accrued Income	Average Unit Cost	Tax Cost/ Average Unit Cost	Unrealized Gain/Loss	Estimated Annual Income	Cur Yld/ YTM
90 000	EMERSON ELEC CO Ticker: EMR	5,145.30 57 170	0 00	318 15 3 535	4,827 15	124 20	2 4	
115 000	EXXON MOBIL CORP Ticker: XOM	8,408 80 73 120	0 00	313 95 2 730	8,094 85	202 40	2 4	
150 000	FIDELITY NATL INFORMATION SVCS INC COM Ticker: FIS	4,108 50 27 390	0 00	3,662 99 24 420	445 51	30 00	0 7	
75 000	FIRSTENERGY CORP Ticker: FE	2,776 50 37 020	0 00	5,131 37 68 418	-2,354 87	165 00	5 9	
108 000	FRESENIUS MED CARE AG SPONSORED ADR GERMANY Ticker: FMS	6,230 52 57 690	0 00	5,820 96 53 898	409 56	57 89	0 9	
320 000	GENERAL ELEC CO Ticker: GE	5,852 80 18 290	44 80	3,883 07 12 135	1,969 73	179 20	3 1	
180 000	GENERAL MLS INC Ticker: GIS	6,406 20 35 590	0 00	5,255 10 29 195	1,151 10	201 60	3 1	
25 000	GOLDMAN SACHS GROUP INC Ticker: GS	4,204 00 168 160	0 00	1,911 00 76 440	2,293 00	35 00	0 8	
12 000	GOOGLE INC CLA COM Ticker: GOOG	7,127 64 593 970	0 00	5,558 40 463 200	1,569 24	0 00	0 0	
120 000	HEWLETT PACKARD CO Ticker: HPQ	5,052 00 42 100	0 00	6,015 55 50 130	-963 55	38 40	0 8	
180 000	HOME DEPOT INC Ticker: HD	6,310 80 35 060	0 00	5,868 00 32 600	442 80	170 10	2 7	
305 000	INTEL CORP Ticker: INTC	6,414 15 21 030	0 00	6,044 82 19 819	369 33	192 15	3 0	
40 000	INTERNATIONAL BUSINESS MACHS Ticker: IBM	5,870 40 146 760	0 00	4,268 00 106 700	1,602 40	104 00	1 8	
1,010 000	ISHARES MSCI LEAFE INDEX FUND Ticker: EFA	58,802 20 58,220	0 00	57,297 70 56,730	1,504 50	1,410 97	2 4	

7G0262104

Settlement Date

Account: 73-01-100-1724905 BOBBY'S FUND FOUNDATION

Dec. 01, 2010 through Dec. 31, 2010

Portfolio Detail

Units	Description	Market Value(1)/ Market Price	Accrued Income	Average Unit Cost	Tax Cost/ Average Unit Cost	Unrealized Gain/Loss	Estimated Annual Income	Cur Yld/ YTM
645,000	ISHARES MSCI PACIFIC EX-JAPAN INDEX FUND Ticker: EPP	30,302.10 46.980	0.00	21,714.50 33.666	8,587.60	1,000.40	3.3	
330,000	ISHARES S&P MIDCAP 400 INDEX FUND Ticker: IJH	29,927.70 90.690	0.00	24,255.97 73.503	5,671.73	315.81	1.1	
120,000	ISHARES S&P SMALLCAP 600 GROWTH INDEX FUND Ticker: IJT	8,710.80 72.590	0.00	6,836.25 56.969	1,874.55	75.48	0.9	
155,000	J P MORGAN CHASE & CO Ticker: JPM	6,575.10 42.420	0.00	6,854.07 44.220	-278.97	31.00	0.5	
80,000	JOHNSON & JOHNSON Ticker: JNJ	4,948.00 61.850	0.00	4,676.80 58.460	271.20	172.80	3.5	
135,000	JOHNSON CTLS INC Ticker: JCI	5,157.00 38.200	21.60	3,802.57 28.167	1,354.43	86.40	1.7	
91,000	KOHL'S CORP Ticker: KSS	4,944.94 54.340	0.00	4,481.39 49.246	463.55	0.00	0.0	
175,000	KRAFT FOODS INC CL A COM Ticker: KFT	5,514.25 31.510	50.75	4,391.05 25.092	1,123.20	203.00	3.7	
175,000	MARATHON OIL CORP Ticker: MRO	6,480.25 37.030	0.00	6,844.74 39.113	-364.49	175.00	2.7	
275,000	MARSH & MCLENNAN COS INC Ticker: MMC	7,518.50 27.340	0.00	6,843.75 24.886	674.75	231.00	3.1	
80,000	MCDONALDS CORP Ticker: MCD	6,140.80 76.760	0.00	3,618.94 45.237	2,521.86	195.20	3.2	
220,000	METLIFE INC Ticker: MET	9,776.80 44.440	0.00	12,442.13 56.555	-2,665.33	162.80	1.7	
250,000	MICROSOFT CORP Ticker: MSFT	6,977.50 27.910	0.00	5,200.00 20.800	1,777.50	160.00	2.3	
160,000	MORGAN STANLEY Ticker: MS	4,353.60 27.210	0.00	4,847.97 30.300	-494.37	32.00	0.7	

Equities (cont)

Settlement Date



Bank of America Private Wealth Management

Portfolio Detail

Account: 73-01-100-1724905 BOBBY'S FUND FOUNDATION

Dec 01, 2010 through Dec 31, 2010

Units	Description	Market Value(1)/ Market Price	Accrued Income	Average Unit Cost	Tax Cost/ Average Unit Cost	Unrealized Gain/Loss	Estimated Annual Income	Cur Yld/ YTM
115 000	NATIONAL OILWELL VARCO INC Ticker NOV	7,733.75 67.250	0.00	8,293.40 72.117	8,293.40 72.117	-559.65	50.60	0.7
100 000	NORFOLK SOUTHERN CORP Ticker NSC	6,282.00 62.820	0.00	2,827.00 28.270	2,827.00 28.270	3,455.00	144.00	2.3
100 000	NOVARTIS A G SPONSORED ADR SWITZERLAND Ticker NVS	5,895.00 58.950	0.00	5,398.32 53.983	5,398.32 53.983	496.68	165.30	2.8
45 000	OCCIDENTAL PETE CORP DEL Ticker OXY	4,414.50 98.100	17.10	3,667.74 81.505	3,667.74 81.505	746.76	68.40	1.5
300 000	ORACLE CORP Ticker ORCL	9,390.00 31.300	0.00	6,052.65 20.176	6,052.65 20.176	3,337.35	60.00	0.6
100 000	PACCAR INC Ticker PCAR	5,734.00 57.340	0.00	4,558.23 45.582	4,558.23 45.582	1,175.77	48.00	0.8
110.000	PEPSICO INC Ticker PEP	7,186.30 65.330	52.80	4,532.00 41.200	4,532.00 41.200	2,654.30	211.20	2.9
335.000	PFIZER INC Ticker PFE	5,865.85 17.510	0.00	6,452.47 19.261	6,452.47 19.261	-586.62	268.00	4.6
160 000	POWERSHARES EMERGING MKTS INFRASTRUCTURE PORTFOLIO Ticker. PXR	8,579.20 53.620	0.00	6,843.51 42.772	6,843.51 42.772	1,735.69	69.12	0.8
250.000	POWERSHARES FTSE RAFI U S 1500 SMALL-MID PORTFOLIO Ticker. PRFZ	16,117.50 64.470	0.00	12,865.31 51.461	12,865.31 51.461	3,252.19	113.75	0.7
100.000	PRAXAIR INC Ticker. PX	9,547.00 95.470	0.00	4,478.50 44.785	4,478.50 44.785	5,068.50	180.00	1.9
160 000	QUALCOMM INC Ticker QCOM	7,918.40 49.490	0.00	2,425.32 15.158	2,425.32 15.158	5,493.08	121.60	1.5
150 000	QUEST DIAGNOSTICS INC Ticker. DGX	8,095.50 53.970	0.00	7,512.82 50.085	7,512.82 50.085	582.68	60.00	0.7
100.000	RAYTHEON CO COM NEW Ticker. RTN	4,634.00 46.340	0.00	5,290.00 52.900	5,290.00 52.900	-656.00	150.00	3.2

Equities (cont)



7G0262105

Settlement Date

Portfolio Detail

Account: 73-01-100-1724905 BOBBY'S FUND FOUNDATION

Dec 01, 2010 through Dec 31, 2010

Units	Description	Market Value(1)/ Market Price	Accrued Income	Average Unit Cost	Tax Cost/ Unrealized Gain/Loss	Estimated Annual Income	Cur Yld/ YTM
95 000	SCHLUMBERGER LTD Netherlands Antilles Ticker: SLB	7,932.50 83.500	19.95	3,996.06 42.064	3,936.44	79.80	1.0
75 000	SPDR S&P Emerging Asia Pac ETF Ticker: GMF	6,356.25 84.750	0.00	6,511.45 86.819	-155.20	86.33	1.4
75 000	SPDR S&P Emerging Latin America ETF Ticker: GML	6,730.50 89.740	0.00	6,640.45 88.539	90.05	169.73	2.5
95 000	STERICYCLE INC Ticker: SRCL	7,687.40 80.920	0.00	3,864.96 40.684	3,822.44	0.00	0.0
150 000	SYSCO CORP Ticker: SYY	4,410.00 29.400	0.00	2,836.87 18.912	1,573.13	156.00	3.5
100 000	TEVA Pharmaceutical Inds Ltd ADR ISRAEL Ticker: TEVA	5,213.00 52.130	19.27	5,237.66 52.377	-24.66	66.70	1.3
125 000	THERMO FISHER Scientific Corp Ticker: TMO	6,920.00 55.360	0.00	4,485.48 35.884	2,434.52	0.00	0.0
135 000	TIME WARNER INC NEW COM Ticker: TWX	4,342.95 32.170	0.00	4,745.51 35.152	-402.56	114.75	2.6
100 000	UNITED TECHNOLOGIES CORP Ticker: UTX	7,872.00 78.720	0.00	6,505.72 65.057	1,366.28	170.00	2.2
160 000	VANGUARD FTSE All World Ex-US Small Cap ETF Ticker: VSS	15,939.20 99.620	0.00	13,183.39 82.396	2,755.81	349.12	2.2
1,000 000	VANGUARD INDEX TR VANGUARD Total Stk Mkt Vipers Ticker: VTI	64,930.00 64.930	0.00	69,435.72 69.436	-4,505.72	1,148.00	1.8
395 000	VANGUARD INTL EQUITY INDEX FDS VANGUARD Emerging Mkts ETF Ticker: VWO	19,017.67 48.146	0.00	8,393.75 21.250	10,623.92	321.93	1.7

Equities (cont)

Settlement Date



Portfolio Detail

Account: 73-01-100-1724905 BOBBY'S FUND FOUNDATION

Dec 01, 2010 through Dec 31, 2010

Units	Description	Market Value(1)/ Market Price	Accrued Income	Average Unit Cost	Tax Cost/ Average Unit Cost	Unrealized Gain/Loss	Estimated Annual Income	Cur Yld/ YTM
250,000	VERIZON COMMUNICATIONS INC Ticker: VZ	8,945.00 35,780	0.00	9,232.60 36,930	9,232.60 36,930	-287.60	487.50	5.5
85,000	VISA INC CLACOM Ticker: V	5,982.30 70,380	0.00	6,308.39 74,216	6,308.39 74,216	-326.09	51.00	0.9
225,000	WELLS FARGO & CO NEWCOM Ticker: WFC	6,972.75 30,990	0.00	7,182.86 31,924	7,182.86 31,924	-210.11	45.00	0.6
315,000	WESTERN UNION CO Ticker: WU	5,849.55 18,570	0.00	5,987.25 19,007	5,987.25 19,007	-137.70	88.20	1.5
70,000	WISCONSIN ENERGY CORP Ticker: WEC	4,120.20 58,860	0.00	3,968.15 56,688	3,968.15 56,688	152.05	112.00	2.7
125,000	YUM BRANDS INC Ticker: YUM	6,131.25 49,050	0.00	4,315.76 34,526	4,315.76 34,526	1,815.49	125.00	2.0
50,000	3M CO Ticker: MMM	4,315.00 86,300	0.00	4,249.58 84,992	4,249.58 84,992	65.42	105.00	2.4
Total Equities		\$724,098.64	\$337.82	\$589,956.31	\$589,956.31	\$134,142.33	\$12,789.20	1.8%

Accrued Income

15,000,000	ABBOTT LABORATORIES NT	\$17,149.65 114,331	\$72.33	\$15,606.00 104,040	\$15,606.00 104,040	\$1,543.65	\$840.00	4.9% 3.4
5,000,000	DTD 11/09/07 5.600% DUE 11/30/17 BECTON DICKINSON & CO SRNT	5,426.00 108,520	31.94	5,778.85 115,577	5,778.85 115,577	-352.85	250.00	4.6 3.9
5,000,000	DTD 05/15/09 5.000% DUE 05/15/19 BOEING CO SR UNSECD NT	5,231.50 104,630	21.35	5,217.25 104,345	5,217.25 104,345	14.25	187.50	3.6 3.0
10,000,000	DTD 11/20/09 3.750% DUE 11/20/16 CATERPILLAR FINL SVCS CORP SR UNSECD MTN	10,974.30 109,743	115.05	10,195.80 101,958	10,195.80 101,958	778.50	545.00	5.0 3.8

7G0262106

Settlement Date

Account: 73-01-100-1724905 BOBBY'S FUND FOUNDATION

Dec. 01, 2010 through Dec 31, 2010

Portfolio Detail

Units	Description	Market Value(1)/ Market Price	Accrued Income	Average Unit Cost	Tax Cost/ Unit Cost	Unrealized Gain/Loss	Estimated Annual Income	Cur Yld/ YTM
5,000 000	CHEVRON CORP SR NT	5,337.80 106 756	64.73	5,344 70 106 894		-6 90	197 50	3.7 1.6
15,000 000	DTD 03/03/09 3 950% DUE 03/03/14 CISCO SYS INC NT	17,116.65 114 111	295.62	15,137 70 100 918		1,978 95	825 00	4.8 2.6
5,000 000	DTD 02/22/06 5 500% DUE 02/22/16 CITIBANK N A FDIC GTD TLGP NT	5,085.30 101 706	14.06	5,106 80 102 136		-21 50	93 75	1.8 0.6
5,000.000	DTD 05/07/09 1.875% DUE 05/07/12 COCA-COLA CO NT	5,657.10 113 142	34.18	5,853 55 117.071		-196 45	267 50	4.7 3.2
5,000 000	DTD 11/01/07 5 350% DUE 11/15/17 COSTCO WHSL CORP NEW SR NT	5,696.70 113.934	80.97	5,863 85 117 277		-167.15	275 00	4.8 3.1
5,000.000	DTD 02/20/07 5.500% DUE 03/15/17 DEERE & CO NT	5,216.45 104 329	45.57	5,220 40 104 408		-3 95	218.75	4.2 3.9
10,000 000	DTD 10/16/09 4 375% DUE 10/16/19 DEERE JOHN CAP CORP MTN SER D	10,332.40 103 324	9.58	10,390 30 103 903		-57 90	287 50	2.8 0.7
5,000 000	DTD 12/19/08 2 875% DUE 06/19/12 DISNEY WALT CO MTN	5,141.00 102 820	131.42	5,188 00 103 760		-47 00	285 00	5.5 0.4
5,000 000	DTD 07/18/06 5.700% DUE 07/15/11 DU PONT E I DE NEMOURS & CO SR NT	5,669.25 113 385	84.65	5,747 55 114.951		-78 30	287 50	5.1 4.0
5,000 000	DTD 02/20/09 5 750% DUE 03/15/19 EMERSON ELEC CO BD	5,524.60 110.492	50.13	5,760 70 115 214		-236.10	237.50	4.3 2.5
25,000 000	DTD 08/24/05 4 750% DUE 10/15/15 GENERAL ELEC CAP CORP MTN SER A	26,298.25 105.193	554.86	26,680 00 106 720		-381 75	1,468 75	5.6 1.0
	DTD 02/15/02 5 875% DUE 02/15/12							

Fixed Income (cont)

Settlement Date



Bank of America Private Wealth Management

Portfolio Detail

Account: 73-01-100-1724905 BOBBY'S FUND FOUNDATION

Dec 01, 2010 through Dec 31, 2010

Units	Description	Market Value(1)/ Market Price	Accrued Income	Average Unit Cost	Tax Cost/ Unit Cost	Unrealized Gain/Loss	Estimated Annual Income	Cur Yld/ YTM
15,000,000	HONEYWELL INTL INC SR UNSECD MTN DTD 02/29/08 5.300% DUE 03/01/18	16,692.30 111,282	264.99	14,716.20 98,108	1,976.10	795.00	4.8 3.6	
5,000,000	KIMBERLY CLARK CORP NT	5,835.35 116,707	127.60	6,096.95 121,939	-261.60	306.25	5.2 3.4	
3,000,000	DTD 07/30/07 6.125% DUE 08/01/17 LAUDER ESTEE COS INC SR NT	3,147.84 104,928	83.00	3,288.00 109,600	-140.16	180.00	5.7 1.2	
5,000,000	MCDONALDS CORP SR UNSECD MTN	5,468.00 109,360	104.16	5,707.25 114,145	-239.25	250.00	4.6 3.8	
5,000,000	DTD 01/16/09 5.000% DUE 02/01/19 OCCIDENTAL PETE CORP SR UNSECD NT	5,392.85 107,857	17.18	5,373.00 107,460	19.85	206.25	3.8 2.7	
5,000,000	DTD 05/15/09 4.125% DUE 06/01/16 ORACLE CORP SR UNSECD NT	5,719.75 114,395	60.69	5,897.10 117,942	-177.35	287.50	5.0 3.6	
5,000,000	DTD 04/09/08 5.750% DUE 04/15/18 PRAXAIR INC NT	5,575.00 111,500	33.54	5,750.95 115,019	-175.95	262.50	4.7 2.2	
5,000,000	DTD 11/13/07 5.250% DUE 11/15/14 PROCTER & GAMBLE CO SR NT	5,575.95 111,519	10.78	5,561.60 111,232	14.35	242.50	4.3 2.5	
5,000,000	DTD 11/25/03 4.850% DUE 12/15/15 SYSCO CORP SR NT	5,549.15 110,983	77.63	5,885.00 117,700	-335.85	268.75	4.8 3.9	
5,000,000	DTD 03/17/09 5.375% DUE 03/17/19 UNITED PARCEL SVC INC SR NT	5,680.15 113,603	126.80	5,601.85 112,037	78.30	275.00	4.8 3.4	
25,000,000	DTD 01/15/08 5.500% DUE 01/15/18 UNITED STATES TREAS NT	26,582.00 106,328	413.13	24,903.32 99,613	1,678.68	1,093.75	4.1 0.5	
25,000,000	DTD 08/15/02 4.375% DUE 08/15/12 UNITED STATES TREAS NT DTD 08/15/03 4.250% DUE 08/15/13	27,218.75 108,875	401.32	24,197.28 96,789	3,021.47	1,062.50	3.9 0.9	

Fixed Income (cont)



7G0262107

Settlement Date

Portfolio Detail

Dec. 01, 2010 through Dec. 31, 2010

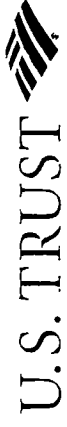
Account: 73-01-100-1724905 BOBBY'S FUND FOUNDATION

Units	Description	Market Value(1)/ Market Price	Accrued Income	Tax Cost/ Average Unit Cost	Unrealized Gain/Loss	Estimated Annual Income	Cur Yld/ YTM
25,000,000	UNITED STATES TREAS NT DTD 05/17/04 4.750% DUE 05/15/14	27,923.75 111.695	154.17	26,058.60 104.234	1,865.15	1,187.50	4.3
20,000,000	UNITED STATES TREAS NT DTD 05/15/06 5.125% DUE 05/15/16	23,042.20 115.211	133.08	20,456.26 102.281	2,585.94	1,025.00	4.4
15,279,600	UNITED STATES TREAS NT INFLATION INDEX	16,907.79 110.656	149.99	16,383.44 107.224	524.35	324.69	1.9
15,000,000	UNITED TECHNOLOGIES CORP NT	16,605.15 110.701	121.87	14,987.70 99.918	1,617.45	731.25	4.4
25,000,000	WAL-MART STORES INC NT	27,003.50 108.014	189.58	23,985.75 95.943	3,017.75	1,137.50	4.2
5,000,000	WALGREEN CO NT	5,559.50 111.190	121.04	5,848.25 116.965	-288.75	262.50	4.7
	DTD 01/13/09 5.250% DUE 01/15/19						3.8
Total Fixed Income		\$371,335.93	\$4,196.99	\$353,789.95	\$17,545.98	\$16,164.69	4.4%

Units	Description	Market Value(1)/ Market Price	Accrued Income	Tax Cost/ Average Unit Cost	Unrealized Gain/Loss	Estimated Annual Income	Cur Yld/ YTM
630,000	IPATH DOW JONES-UBS COMMODITY INDEX TOTAL RETURN ETN DUE JUNE 12, 2036	\$30,945.60 49.120	\$0.00	\$22,609.77 35.889	\$8,335.83	\$0.00	0.0%
5,125,000	SWEDISH EXPT CR CORP ELEMENTS LKD TO THE ROGERS INTERNATIONAL	47,355.00 9.240	0.00	34,251.23 6.683	13,103.77	0.00	0.0
Total Tangible Assets		\$78,300.60	\$0.00	\$56,861.00	\$21,439.60	\$0.00	0.0%

Total Portfolio		\$1,231,855.44	\$4,538.95	\$1,058,727.53	\$173,127.91	\$28,982.95	2.4%
Accrued Income		\$4,538.95					

Settlement Date



Bank of America Private Wealth Management

Portfolio Detail

Account: 73-01-100-1724905 BOBBY'S FUND FOUNDATION

Dec 01, 2010 through Dec 31, 2010

Units	Description	Market Value(1)/ Market Price	Accrued Income	Average Unit Cost	Tax Cost/ Unit Cost	Unrealized Gain/Loss	Estimated Annual Income	Cur Yld/ YTM
Tangible Assets (cont)								
Total						\$1,236,394.39		

Settlement Date



Bank of America Private Wealth Management

Portfolio Detail

Account: 73-01-100-1724905 BOBBY'S FUND FOUNDATION

Dec 01, 2011 through Dec 31, 2011

Units	Description	Market Value(1)/ Market Price	Accrued Income	Average Unit Cost	Tax Cost/ Unit Cost	Unrealized Gain/Loss	Estimated Annual Income	Cur Yld/ YTM
12,872.500	CUSTODY BANK OF AMERICA MONEY MARKET SAVINGS ACCOUNT (Income Investment)	\$12,872.50	\$1.88	\$12,872.50 1,000	\$0.00	\$0.00	\$6.31	0.04%
49,023.740	CUSTODY BANK OF AMERICA MONEY MARKET SAVINGS ACCOUNT	49,023.74	2.30	49,023.74 1,000	0.00	0.00	24.02	0.04
	Total Cash/Currency	\$61,896.24	\$4.18	\$61,896.24	\$0.00	\$0.00	\$30.33	0.04%

Equities

100.000	ACCENTURE PLC CLA COM IRELAND Ticker: ACN	\$5,323.00 53.230	\$0.00	\$5,647.55 56.476	-\$324.55		\$135.00	2.53%
65.000	ALBEMARLE CORP Ticker: ALB	3,348.15 51.510	11.38	1,322.69 20.349	2,025.46		45.50	1.35
15.000	AMAZON.COM INC Ticker: AMZN	2,596.50 173.100	0.00	1,198.15 79.877	1,398.35		0.00	0.00
100.000	AMERICAN TOWER CORP CLA Ticker: ZZZZ	6,001.00 60.010	0.00	3,670.00 36.700	2,331.00		0.00	0.00
80.000	ANHEUSER BUSCH INBEV SA/NV SPONSORED ADR Ticker: BUD	4,879.20 60.990	0.00	4,964.53 62.057	-85.33		77.60	1.59
52.000	APACHE CORP Ticker: APA	4,710.16 90.580	0.00	4,410.12 84.810	300.04		31.20	0.66
27.000	APPLE INC Ticker: AAPL	10,935.00 405.000	0.00	2,561.22 94.860	8,373.78		0.00	0.00
65.000	BAKER HUGHES INC Ticker: BHI	3,161.60 48.640	0.00	3,455.96 53.169	-294.36		39.00	1.23

(1) Market Value in the Portfolio Detail section does not include Accrued Income



AO0219503

Settlement Date

Portfolio Detail

Dec. 01, 2011 through Dec 31, 2011

Account: 73-01-100-1724905 BOBBY'S FUND FOUNDATION

Units	Description	Market Value(1)/ Market Price	Accrued Income	Average Unit Cost	Tax Cost/ Unit Cost	Unrealized Gain/Loss	Estimated Annual Income	Cur Yld/ YTM
80 000	BECTON DICKINSON & CO Ticker: BDX	5,977.60 74.720	0 00	6,514.43 81.430	6,514.43 81.430	-536.83	144.00	2.40
60 000	BERKSHIRE HATHAWAY INC DEL NEW CLB COM Ticker: BRK B	4,578.00 76.300	0 00	4,972.01 82.867	4,972.01 82.867	-394.01	0.00	0.00
30 000	BLACKROCK INC CLA Ticker: BLK	5,347.20 178.240	0 00	5,086.95 169.565	5,086.95 169.565	260.25	165.00	3.08
80 000	BOEING CO Ticker: BA	5,868.00 73.350	0 00	4,891.36 61.142	4,891.36 61.142	976.64	140.80	2.39
204 000	CARMAX INC Ticker: KMX	6,217.92 30.480	0 00	4,073.21 19.967	4,073.21 19.967	2,144.71	0.00	0.00
66 000	CATERPILLAR INC Ticker: CAT	5,979.60 90.600	0 00	5,915.85 89.634	5,915.85 89.634	63.75	121.44	2.03
164 000	CENTURYLINK INC Ticker: CTL	6,100.80 37.200	0 00	5,969.32 36.398	5,969.32 36.398	131.48	475.60	7.79
55 000	CHEVRON CORP Ticker: CVX	5,852.00 106.400	0 00	2,050.67 37.285	2,050.67 37.285	3,801.33	178.20	3.04
105 000	COGNIZANT TECHNOLOGY SOLUTIONS CLA Ticker: CTSH	6,752.55 64.310	0 00	2,938.98 27.990	2,938.98 27.990	3,813.57	0.00	0.00
50 000	CONOCOPHILLIPS Ticker: COP	3,643.50 72.870	0 00	3,866.06 77.321	3,866.06 77.321	-222.56	132.00	3.62
105 000	COSTCO WHSL CORP NEW Ticker: COST	8,748.60 83.320	0 00	2,346.09 22.344	2,346.09 22.344	6,402.51	100.80	1.15
115 000	COVIENEN PLC IRELAND Ticker: COV	5,176.15 45.010	0 00	5,665.62 49.266	5,665.62 49.266	-489.47	103.50	2.00
50 000	DEERE & CO Ticker: DE	3,867.50 77.350	20.50	2,257.00 45.140	2,257.00 45.140	1,610.50	82.00	2.12
225 000	DISCOVER FINL SVCS Ticker: DFS	5,400.00 24.000	22.50	5,682.87 25.257	5,682.87 25.257	-282.87	90.00	1.66

Equities (cont)

Settlement Date



Bank of America Private Wealth Management

Portfolio Detail

Account: 73-01-100-1724905 BOBBY'S FUND FOUNDATION

Dec 01, 2011 through Dec 31, 2011

Units	Description	Market Value(1)/ Market Price	Accrued Income	Average Unit Cost	Tax Cost/ Unit Cost	Unrealized Gain/Loss	Estimated Annual Income	Cur Yld/ YTM
130 000	EBAY INC Ticker: EBAY	3,942.90 30.330	0.00	4,449.54 34.227	4,449.54 34.227	-506.64	0.00	0.00
120 000	ECOLAB INC Ticker: ECL	6,937.20 57.810	24.00	2,002.50 16.688	2,002.50 16.688	4,934.70	96.00	1.38
185 000	EMC CORP Ticker: EMC	3,984.90 21.540	0.00	4,125.11 22.298	4,125.11 22.298	-140.21	0.00	0.00
90 000	EMERSON ELEC CO Ticker: EMR	4,193.10 46.590	0.00	3,181.15 3.535	3,181.15 3.535	3,874.95	144.00	3.43
57 000	EXXON MOBIL CORP Ticker: XOM	4,831.32 84.760	0.00	155.61 2.730	155.61 2.730	4,675.71	107.16	2.21
150 000	FIDELITY NATL INFORMATION SVCS INC COM Ticker: FIS	3,988.50 26.590	0.00	3,662.99 24.420	3,662.99 24.420	325.51	30.00	0.75
75 000	FIRSTENERGY CORP Ticker: FE	3,322.50 44.300	0.00	5,131.37 68.418	5,131.37 68.418	-1,808.87	165.00	4.96
78 000	FRESENIUS MED CARE AG SPONSORED ADR GERMANY Ticker: FMS	5,302.44 67.980	0.00	4,204.03 53.898	4,204.03 53.898	1,098.41	50.93	0.96
474 000	GENERAL ELEC CO Ticker: GE	8,489.34 17.910	80.58	6,168.43 13.014	6,168.43 13.014	2,320.91	322.32	3.79
180 000	GENERAL MILS INC Ticker: GIS	7,273.80 40.410	0.00	5,255.10 29.195	5,255.10 29.195	2,018.70	219.60	3.01
12 000	GOOGLE INC CL A COM Ticker: GOOG	7,750.80 645.900	0.00	5,558.40 463.200	5,558.40 463.200	2,192.40	0.00	0.00
50 000	HESS CORP Ticker: HES	2,840.00 56.800	5.00	3,870.33 77.407	3,870.33 77.407	-1,030.33	20.00	0.70
99 000	HOME DEPOT INC Ticker: HD	4,161.96 42.040	0.00	3,227.40 32.600	3,227.40 32.600	934.56	114.84	2.75
50 000	HONEYWELL INTL INC Ticker: HON	2,717.50 54.350	0.00	2,841.28 56.826	2,841.28 56.826	-123.78	74.50	2.74

Equities (Cont)



AO0219504

Settlement Date

Portfolio Detail

Account: 73-01-100-1724905 BOBBY'S FUND FOUNDATION

Dec 01, 2011 through Dec 31, 2011

Units	Description	Market Value(1)/ Market Price	Accrued Income	Average Unit Cost	Tax Cost/ Average Unit Cost	Unrealized Gain/Loss	Estimated Annual Income	Cur Yld/ YTM
-------	-------------	----------------------------------	-------------------	----------------------	--------------------------------	-------------------------	----------------------------	-----------------

Equities (cont)

235 000	INTEL CORP Ticker: INTC	5,698.75 24,250	0.00	4,542.62 19,330	4,542.62 19,330	1,156.13	197.40	3.46
1,010 000	ISHARES MSCI EAFE INDEX FUND Ticker: EFA	50,025.30 49,530	0.00	57,297.70 56,730	57,297.70 56,730	-7,272.40	1,727.10	3.45
645 000	ISHARES MSCI PACIFIC EX-JAPAN INDEX FUND Ticker: EPP	25,109.85 38,930	0.00	21,714.50 33,666	21,714.50 33,666	3,395.35	1,107.47	4.41
295 000	ISHARES S&P MIDCAP 400 INDEX FUND Ticker: IJH	25,844.95 87,610	0.00	21,531.22 72,987	21,531.22 72,987	4,313.73	328.93	1.27
100.000	ISHARES S&P SMALLCAP 600 GROWTH INDEX FUND Ticker: IJT	7,447.00 74,470	0.00	5,613.87 56,139	5,613.87 56,139	1,833.13	48.30	0.64
155 000	J P MORGAN CHASE & CO Ticker: JPM	5,153.75 33,250	0.00	6,854.07 44,220	6,854.07 44,220	-1,700.32	155.00	3.00
128.000	JOHNSON & JOHNSON Ticker: JNJ	8,394.24 65,580	0.00	7,934.94 61,992	7,934.94 61,992	459.30	291.84	3.47
135 000	JOHNSON CTLS INC Ticker: JCI	4,220.10 31,260	24.30	3,802.57 28,167	3,802.57 28,167	417.53	97.20	2.30
100 000	JUNIPER NETWORKS INC Ticker: JNPR	2,041.00 20,410	0.00	4,318.28 43,183	4,318.28 43,183	-2,277.28	0.00	0.00
91 000	KOHL'S CORP Ticker: KSS	4,490.85 49,350	0.00	4,481.39 49,246	4,481.39 49,246	9.46	91.00	2.02
175.000	KRAFT FOODS INC CL A COM Ticker: KFT	6,538.00 37,360	50.75	4,391.05 25,092	4,391.05 25,092	2,146.95	203.00	3.10
130 000	MARATHON OIL CORP Ticker: MRO	3,805.10 29,270	0.00	2,717.69 20,905	2,717.69 20,905	1,087.41	78.00	2.05
65 000	MARATHON PETE CORP Ticker: MPC	2,163.85 33,290	0.00	1,838.35 28,282	1,838.35 28,282	325.50	65.00	3.00



Bank of America Private Wealth Management

Portfolio Detail

Account: 73-01-100-1724905 BOBBY'S FUND FOUNDATION

Dec 01, 2011 through Dec. 31, 2011

Units	Description	Market Value(1)/ Market Price	Accrued Income	Average Unit Cost	Tax Cost/ Average Unit Cost	Unrealized Gain/Loss	Estimated Annual Income	Cur Yld/ YTM
125 000	MARRIOTT INTL INC NEW CLA Ticker: MAR	3,646.25 29.170	12.50	4,225.18 33.801	-578.93	50.00	1.37	
140 000	MARSH & MCLENNAN COS INC Ticker: MMC	4,426.80 31.620	0.00	3,231.15 23.080	1,195.65	123.20	2.78	
80 000	MCDONALDS CORP Ticker: MCD	8,026.40 100.330	0.00	3,618.94 45.237	4,407.46	224.00	2.79	
133 000	METLIFE INC Ticker: MET	4,146.94 31.180	0.00	6,803.71 51.156	-2,656.77	98.42	2.37	
250 000	MICROSOFT CORP Ticker: MSFT	6,490.00 25.960	0.00	5,200.00 20.800	1,290.00	200.00	3.08	
65 000	NATIONAL OILWELL VARCO INC Ticker: NOV	4,419.35 67.990	0.00	4,687.57 72.116	-268.22	31.20	0.70	
80 000	NEXTERA ENERGY INC Ticker: NEE	4,870.40 60.880	0.00	4,643.20 58.040	227.20	176.00	3.61	
100 000	NOVARTIS A G SPONSORED ADR SWITZERLAND Ticker: NVS	5,717.00 57.170	0.00	5,398.32 53.983	318.68	200.50	3.50	
45 000	OCCIDENTAL PETE CORP DEL Ticker: OXY	4,216.50 93.700	20.70	3,667.74 81.505	548.76	82.80	1.96	
150 000	ORACLE CORP Ticker: ORCL	3,847.50 25.650	0.00	3,026.32 20.175	821.18	36.00	0.93	
100 000	PACCAR INC Ticker: PCAR	3,747.00 37.470	70.00	4,558.23 45.582	-811.23	72.00	1.92	
110 000	PEPSICO INC Ticker: PEP	7,298.50 66.350	56.65	4,532.00 41.200	2,766.50	226.60	3.10	
335 000	PFIZER INC Ticker: PFE	7,249.40 21.640	0.00	6,452.47 19.261	796.93	294.80	4.06	
80 000	POTASH CORP SASK INC CANADA Ticker: POT	3,302.40 41.280	0.00	4,608.53 57.607	-1,306.13	22.40	0.67	

Equities (cont)



AO0219505

Settlement Date

Portfolio Detail

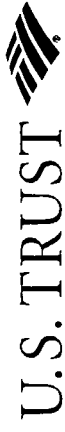
Account: 73-01-100-1724905 BOBBY'S FUND FOUNDATION

Dec 01, 2011 through Dec 31, 2011

Units	Description	Market Value(1)/ Market Price	Accrued Income	Average Unit Cost	Tax Cost/ Unit Cost	Unrealized Gain/Loss	Estimated Annual Income	Cur Yld/ YTM
160 000	POWERSHARES EMERGING MKTS INFRASTRUCTURE PORTFOLIO Ticker: PXR	5,940.80 37.130	0.00	6,843.51 42.772		-902.71	108.48	1.82
225 000	POWERSHARES FTSE RAFI U S 1500 SMALL-MID PORTFOLIO Ticker: PRFZ	13,500.00 60.000	0.00	11,449.32 50.886		2,050.68	132.30	0.98
85.000	PRAXAIR INC Ticker: PX	9,086.50 106.900	0.00	3,806.72 44.785		5,279.78	170.00	1.87
8 000	PRICELINE COM INC COM NEW Ticker: PCLN	3,741.68 467.710	0.00	3,897.88 487.235		-156.20	0.00	0.00
160 000	QUALCOMM INC Ticker: QCOM	8,752.00 54.700	0.00	2,425.32 15.158		6,326.68	137.60	1.57
60 000	RIO TINTO PLC SPONSORED ADR UNITED KINGDOM Ticker: RIO	2,935.20 48.920	0.00	4,150.57 69.176		-1,215.37	70.08	2.38
67 000	ROPER INDS INC NEW Ticker: ROP	5,820.29 86.870	0.00	4,868.48 72.664		951.81	36.85	0.63
80 000	SCHLUMBERGER LTD NETHERLANDS ANTILLES Ticker: SLB	5,464.80 68.310	20.00	3,365.10 42.064		2,099.70	80.00	1.46
350 000	SCHWAB CHARLES CORP NEW Ticker: SCHW	3,941.00 11.260	0.00	6,452.85 18.437		-2,511.85	84.00	2.13
75 000	SPDR S&P EMERGING ASIA PAC ETF	4,949.25 65.990	159.69	6,511.45 86.819		-1,562.20	194.93	3.93
75 000	SPDR S&P EMERGING LATIN AMERICA ETF	5,173.88 68.985	0.00	6,640.45 88.539		-1,466.57	125.48	2.42
55.000	STERICYCLE INC Ticker: SRCL	4,285.60 77.920	0.00	2,237.61 40.684		2,047.99	0.00	0.00

Equities (Cont)

Settlement Date



Bank of America Private Wealth Management

Portfolio Detail

Account: 73-01-100-1724905 BOBBY'S FUND FOUNDATION

Dec 01, 2011 through Dec 31, 2011

Units	Description	Market Value(1)/ Market Price	Accrued Income	Average Unit Cost	Tax Cost/ Unit Cost	Unrealized Gain/Loss	Estimated Annual Income	Cur Yld/ YTM
100.000	TEVA PHARMACEUTICAL INDS LTD ADR ISRAEL Ticker: TEVA	4,036.00 40.360	0.00	5,237.66 52.377	5,237.66 52.377	-1,201.66	78.50	1.94
100.000	THERMO FISHER SCIENTIFIC CORP Ticker: TMO	4,497.00 44.970	0.00	3,588.38 35.884	3,588.38 35.884	908.62	0.00	0.00
135.000	TIME WARNER INC NEW COM Ticker: TWX	4,878.90 36.140	0.00	4,745.51 35.152	4,745.51 35.152	133.39	126.90	2.60
50.000	UNION PAC CORP Ticker: UNP	5,297.00 105.940	30.00	4,711.15 94.223	4,711.15 94.223	585.85	120.00	2.26
100.000	UNITED TECHNOLOGIES CORP Ticker: UTX	7,309.00 73.090	0.00	6,505.72 65.057	6,505.72 65.057	803.28	192.00	2.62
217.000	US BANCORP DEL COM NEW Ticker: USB	5,869.85 27.050	27.13	5,512.17 25.402	5,512.17 25.402	357.68	108.50	1.84
160.000	VANGUARD FTSE ALL WORLD EX-US SMALL CAP ETF Ticker: VSS	12,411.20 77.570	0.00	13,183.39 82.396	13,183.39 82.396	-772.19	395.84	3.18
925.000	VANGUARD INDEX TR VANGUARD TOTAL STK MKT VIPERS Ticker: VTI	59,477.50 64.300	0.00	64,117.68 69.316	64,117.68 69.316	-4,640.18	1,140.53	1.91
395.000	VANGUARD MSCI EMERGING MKTS ETF Ticker: VWO	15,092.95 38.210	0.00	8,393.75 21.250	8,393.75 21.250	6,699.20	357.87	2.37
150.000	VERIFONE SYSTEMS INC Ticker: PAY	5,328.00 35.520	0.00	5,566.37 37.109	5,566.37 37.109	-238.37	0.00	0.00
125.000	VERIZON COMMUNICATIONS INC Ticker: VZ	5,015.00 40.120	0.00	4,172.09 33.377	4,172.09 33.377	842.91	250.00	4.98
40.000	WATSON PHARMACEUTICALS INC Ticker: WPI	2,413.60 60.340	0.00	2,547.87 63.697	2,547.87 63.697	-134.27	0.00	0.00
260.000	WEATHERFORD INTL LTD SWITZERLAND Ticker: WFT	3,806.40 14.640	0.00	5,762.22 22.162	5,762.22 22.162	-1,955.82	0.00	0.00



AO0219506

Settlement Date

Portfolio Detail

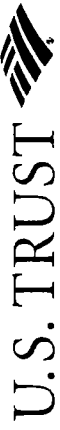
Dec 01, 2011 through Dec 31, 2011

Account: 73-01-100-1724905 BOBBY'S FUND FOUNDATION

Units	Description	Market Value(1)/ Market Price	Accrued Income	Average Unit Cost	Tax Cost/ Average Unit Cost	Unrealized Gain/Loss	Estimated Annual Income	Cur Yld/ YTM
225 000	WELLS FARGO & CO NEWCOM Ticker: WFC	6,201.00 27,560	0.00	7,182.86 31,924	-981.86	108.00	1.74	
140 000	WISCONSIN ENERGY CORP Ticker: WEC	4,894.40 34,960	0.00	3,968.15 28,344	926.25	168.00	3.43	
125 000	YUM BRANDS INC Ticker: YUM	7,376.25 59,010	0.00	4,315.76 34,526	3,060.49	142.50	1.93	
Total Equities		\$640,032.52	\$635.68	\$564,282.48	\$75,750.04	\$13,962.51	2.18%	

Units	Description	Market Value(1)/ Market Price	Accrued Income	Average Unit Cost	Tax Cost/ Average Unit Cost	Unrealized Gain/Loss	Estimated Annual Income	Cur Yld/ YTM
15,000 000	ABBOTT LABORATORIES NT	\$17,912.25 119,415	\$72.33	\$15,606.00 104,040	\$2,306.25	\$840.00	4.69%	
5,000 000	DTD 11/09/07 5 600% DUE 11/30/17 BECTON DICKINSON & CO SR NT	5,772.90 115,458	31.94	5,778.85 115,577	-5.95	250.00	4.33	
5,000 000	DTD 05/15/09 5 000% DUE 05/15/19 BOEING CO SR UNSECD NT	5,480.75 109,615	21.35	5,217.25 104,345	263.50	187.50	3.42	
10,000 000	DTD 11/20/09 3 750% DUE 11/20/16 CATERPILLAR FINL SVCS CORP SR UNSECD MTN	11,689.80 116,898	115.05	10,195.80 101,958	1,494.00	545.00	4.66	
5,000 000	DTD 03/27/08 5 450% DUE 04/15/18 CHEVRON CORP SR NT	5,347.00 106,940	64.73	5,344.70 106,894	2.30	197.50	3.69	
15,000 000	DTD 03/03/09 3 950% DUE 03/03/14 CISCO SYS INC NT	17,455.95 116,373	295.62	15,137.70 100,918	2,318.25	825.00	4.72	
5,000 000	DTD 02/22/06 5 500% DUE 02/22/16 CITIBANK N.A FOIC GTD TLGP NT	5,029.15 100,583	14.06	5,106.80 102,136	-77.65	93.75	1.86	
	DTD 05/07/09 1 875% DUE 05/07/12					0.14		

Settlement Date



Bank of America Private Wealth Management

Portfolio Detail

Dec. 01, 2011 through Dec 31, 2011

Account: 73-01-100-1724905 BOBBY'S FUND FOUNDATION

Units	Description	Market Value(1)/ Market Price	Accrued Income	Average Unit Cost	Tax Cost/ Unit Cost	Unrealized Gain/Loss	Estimated Annual Income	Cur Yld/ YTM
5,000 000	COCA-COLA CO NT	6,002.60 120.052	34 18	5,853.55 117.071	5,853.55 117.071	149.05	267.50	4.45 1.76
5,000 000	DTD 11/01/07 5.350% DUE 11/15/17							
5,000 000	COSTCO WHSL CORP NEW SR NT	5,971.95 119.439	80.97	5,863.85 117.277	5,863.85 117.277	108.10	275.00	4.60 1.61
5,000 000	DTD 02/20/07 5.500% DUE 03/15/17							
5,000 000	DEERE & CO NT	5,601.70 112.034	45.57	5,220.40 104.408	5,220.40 104.408	381.30	218.75	3.90 2.74
10,000 000	DTD 10/16/09 4.375% DUE 10/16/19							
10,000 000	DEERE JOHN CAP CORP MTN SER D	10,129.70 101.297	9.58	10,390.30 103.903	10,390.30 103.903	-260.60	287.50	2.83 2.83
5,000 000	DTD 12/19/08 2.875% DUE 06/19/12							
5,000 000	DU PONT E I DE NEMOURS & CO SR NT	6,063.00 121.260	84.65	5,747.55 114.951	5,747.55 114.951	315.45	287.50	4.74 2.59
5,000 000	DTD 02/20/09 5.750% DUE 03/15/19							
5,000 000	ECOLAB INC SR UNSECD NT	5,367.80 107.356	92.08	5,584.95 111.699	5,584.95 111.699	-217.15	243.75	4.54 1.97
5,000 000	DTD 02/08/08 4.870% DUE 02/15/15							
5,000 000	EMERSON ELEC CO BD	5,591.25 111.825	50.13	5,760.70 115.214	5,760.70 115.214	-169.45	237.50	4.24 1.56
25,000 000	DTD 08/24/05 4.750% DUE 10/15/15							
25,000 000	GENERAL ELEC CAP CORP MTN SER A	25,151.50 100.606	554.86	26,680.00 106.720	26,680.00 106.720	-1,528.50	1,468.75	5.84 1.28
15,000 000	DTD 02/15/02 5.875% DUE 02/15/12							
15,000 000	HONEYWELL INTL INC SR UNSECD MTN	17,689.50 117.930	264.99	14,716.20 98.108	14,716.20 98.108	2,973.30	795.00	4.49 2.22
5,000 000	DTD 02/29/08 5.300% DUE 03/01/18							
5,000 000	KIMBERLY CLARK CORP NT	6,115.95 122.319	127.60	6,096.95 121.939	6,096.95 121.939	19.00	306.25	5.00 1.91
3,000.000	DTD 07/30/07 6.125% DUE 08/01/17							
3,000.000	LAUDER ESTEE COS INC SR NT	3,004.08 100.136	83.00	3,288.00 109.600	3,288.00 109.600	-283.92	180.00	5.99 3.88
3,000.000	DTD 01/10/02 6.000% DUE 01/15/12							



AO0219507

Settlement Date

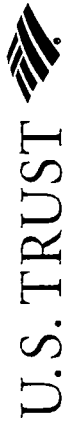
Portfolio Detail

Account: 73-01-100-1724905 BOBBY'S FUND FOUNDATION

Dec. 01, 2011 through Dec 31, 2011

Units	Description	Market Value(1)/ Market Price	Accrued Income	Average Unit Cost	Tax Cost/ Average Unit Cost	Unrealized Gain/Loss	Estimated Annual Income	Cur Yld/ YTM
Fixed Income (cont)								
5,000.000	MCDONALDS CORP SR UNSEC MTN DTD 01/16/09 5.000% DUE 02/01/19	5,933.05 118.661	104.16	5,707.25 114.145	5,707.25 114.145	225.80	250.00	4.21 2.23
5,000.000	MICROSOFT CORP SR UNSEC NT DTD 02/08/11 4.000% DUE 02/08/21	5,631.35 112.627	79.44	5,148.85 102.977	5,148.85 102.977	482.50	200.00	3.55 2.36
5,000.000	OCCIDENTAL PETE CORP SR UNSEC NT DTD 05/15/09 4.125% DUE 06/01/16	5,583.20 111.664	17.18	5,373.00 107.460	5,373.00 107.460	210.20	206.25	3.69 1.41
5,000.000	ORACLE CORP SR UNSEC NT DTD 04/09/08 5.750% DUE 04/15/18	6,067.40 121.348	60.69	5,897.10 117.942	5,897.10 117.942	170.30	287.50	4.73 2.06
5,000.000	PRAXAIR INC NT DTD 11/13/07 5.250% DUE 11/15/14	5,611.70 112.234	33.54	5,750.95 115.019	5,750.95 115.019	-139.25	262.50	4.67 0.94
5,000.000	PROCTER & GAMBLE CO SR NT DTD 11/25/03 4.850% DUE 12/15/15	5,714.40 114.288	10.78	5,561.60 111.232	5,561.60 111.232	152.80	242.50	4.24 1.16
5,000.000	STRYKER CORP SR UNSEC NT DTD 01/15/10 4.375% DUE 01/15/20	5,603.65 112.073	100.86	5,164.55 103.291	5,164.55 103.291	439.10	218.75	3.90 2.78
5,000.000	SYSCO CORP SR NT DTD 03/17/09 5.375% DUE 03/17/19	5,988.25 119.765	77.63	5,885.00 117.700	5,885.00 117.700	103.25	268.75	4.48 2.46
5,000.000	UNITED PARCEL SVC INC SR NT DTD 01/15/08 5.500% DUE 01/15/18	5,991.70 119.834	126.80	5,601.85 112.037	5,601.85 112.037	389.85	275.00	4.59 1.81
25,000.000	UNITED STATES TREAS NT DTD 08/15/02 4.375% DUE 08/15/12	25,658.25 102.633	413.13	24,903.32 99.613	24,903.32 99.613	754.93	1,093.75	4.26 0.15
25,000.000	UNITED STATES TREAS NT DTD 08/15/03 4.250% DUE 08/15/13	26,615.25 106.461	401.32	24,197.28 96.789	24,197.28 96.789	2,417.97	1,062.50	3.99 0.27
25,000.000	UNITED STATES TREAS NT DTD 05/17/04 4.750% DUE 05/15/14	27,613.25 110.453	153.33	26,058.60 104.234	26,058.60 104.234	1,554.65	1,187.50	4.30 0.34

Settlement Date



Bank of America Private Wealth Management

Portfolio Detail

Dec 01, 2011 through Dec 31, 2011

Account: 73-01-100-1724905 BOBBY'S FUND FOUNDATION

Units	Description	Market Value(1)/ Market Price	Accrued Income	Average Unit Cost	Tax Cost/ Unit Cost	Unrealized Gain/Loss	Estimated Annual Income	Cur Yld/ YTM
Fixed Income (cont)								
20,000 000	UNITED STATES TREAS NT DTD 05/15/06 5 125% DUE 05/15/16	23,798.40 118.992	132.34	20,456.26 102.281	20,456.26 102.281	3,342.14	1,025.00	4.30 0.71
15,819 900	UNITED STATES TREAS NT INFLATION INDEX	18,803.37 118.859	155.29	16,923.74 106.978	16,923.74 106.978	1,879.63	336.17	1.78
15,000 000	UNITED TECHNOLOGIES CORP NT	16,849.80 112.332	121.87	14,987.70 99.918	14,987.70 99.918	1,862.10	731.25	4.34 1.12
25,000 000	WAL-MART STORES INC NT	26,386.25 105.545	189.58	23,985.75 95.943	23,985.75 95.943	2,400.50	1,137.50	4.31 0.40
5,000 000	WALGREEN CO NT	5,944.20 118.884	121.04	5,848.25 116.965	5,848.25 116.965	95.95	262.50	4.41 2.41
	DTD 01/13/09 5 250% DUE 01/15/19							
	Total Fixed Income	\$389,170.30	\$4,341.67	\$365,040.60	\$365,040.60	\$24,129.70	\$16,553.67	4.25%
Tangible Assets								
250 000	BARCLAYS BK PLC IPATH DOW JONES-UBS PRECIOUS METALS TOTAL RETURN SUB-INDEX SM ETF	\$21,080.00 84.320	\$0.00	\$24,451.25 97.805	\$24,451.25 97.805	-\$3,371.25	\$0.00	0.00%
490 000	IPATH DOW JONES-UBS COMMODITY INDEX TOTAL RETURN ETN DUE JUNE 12, 2036	20,697.60 42.240	0.00	17,239.37 35.182	17,239.37 35.182	3,458.23	0.00	0.00
4,425 000	SWEDISH EXPT CR CORP ELEMENTS LKD TO THE ROGERS INTERNATIONAL	37,656.75 8.510	0.00	29,155.23 6.589	29,155.23 6.589	8,501.52	0.00	0.00
	Total Tangible Assets	\$79,434.35	\$0.00	\$70,845.85	\$70,845.85	\$8,588.50	\$0.00	0.00%
	Total Portfolio	\$1,170,533.41	\$4,981.53	\$1,062,065.17	\$1,062,065.17	\$108,468.24	\$30,546.51	2.61%



AO0219508

Settlement Date

Portfolio Detail

Account: 73-01-100-1724905 BOBBY'S FUND FOUNDATION

Dec 01, 2011 through Dec 31, 2011

Units	Description	Market Value(1)/ Market Price	Accrued Income	Average Unit Cost	Tax Cost/ Unit Cost	Unrealized Gain/Loss	Estimated Annual Income	Cur Yld/ YTM
Tangible Assets (cont)								

Accrued Income \$4,981.53

Total \$1,175,514.94