



See a Social Security Number? Say Something!  
Report Privacy Problems to <https://public.resource.org/privacy>  
Or call the IRS Identity Theft Hotline at 1-800-908-4490



**Return of Private Foundation  
or Section 4947(a)(1) Nonexempt Charitable Trust  
Treated as a Private Foundation**

OMB No 1545-0052

**2011**

Form **990-PF**


Department of the Treasury  
Internal Revenue Service

Note. The foundation may be able to use a copy of this return to satisfy state reporting requirements.

For calendar year 2011 or tax year beginning , and ending

Name of foundation <b>MACWILLIAMS FAMILY FOUNDATION</b>		A Employer identification number <b>91-1810520</b>
Number and street (or P O box number if mail is not delivered to street address) <b>20145 SW NANCY LANE</b>	Room/suite	B Telephone number <b>503 642-7540</b>
City or town, state, and ZIP code <b>ALOHA, OR 97007</b>		C If exemption application is pending, check here <input type="checkbox"/>
G Check all that apply: <input type="checkbox"/> Initial return <input type="checkbox"/> Initial return of a former public charity <input type="checkbox"/> Final return <input type="checkbox"/> Amended return <input type="checkbox"/> Address change <input type="checkbox"/> Name change		D 1. Foreign organizations, check here <input type="checkbox"/> 2. Foreign organizations meeting the 85% test, check here and attach computation <input type="checkbox"/>
H Check type of organization: <input checked="" type="checkbox"/> Section 501(c)(3) exempt private foundation <input type="checkbox"/> Section 4947(a)(1) nonexempt charitable trust <input type="checkbox"/> Other taxable private foundation		E If private foundation status was terminated under section 507(b)(1)(A), check here <input type="checkbox"/>
I Fair market value of all assets at end of year (from Part II, col (c), line 16) <b>\$ 2,153,859.</b> (Part I, column (d) must be on cash basis)	J Accounting method: <input checked="" type="checkbox"/> Cash <input type="checkbox"/> Accrual <input type="checkbox"/> Other (specify) _____	F If the foundation is in a 60-month termination under section 507(b)(1)(B), check here <input type="checkbox"/>

Part I Analysis of Revenue and Expenses <small>(The total of amounts in columns (b), (c), and (d) may not necessarily equal the amounts in column (a))</small>		(a) Revenue and expenses per books	(b) Net investment income	(c) Adjusted net income	(d) Disbursements for charitable purposes (cash basis only)
1 Contributions, gifts, grants, etc., received				N/A	
2 Check <input checked="" type="checkbox"/> if the foundation is not required to attach Sch B					
3 Interest on savings and temporary cash investments					
4 Dividends and interest from securities		44,589.	44,357.		STATEMENT 1
5a Gross rents					
b Net rental income or (loss)					
6a Net gain or (loss) from sale of assets not on line 10		234,658.			
b Gross sales price for all assets on line 6a <b>1,206,322.</b>			234,658.		
7 Capital gain net income (from Part IV, line 2)					
8 Net short-term capital gain					
9 Income modifications					
10a Gross sales less returns and allowances					
b Less Cost of goods sold					
c Gross profit or (loss)		159.	0.		STATEMENT 2
11 Other income		279,406.	279,015.		
12 Total. Add lines 1 through 11					
13 Compensation of officers, directors, trustees, etc		0.	0.		0.
14 Other employee salaries and wages					
15 Pension plans, employee benefits					
16a Legal fees					
b Accounting fees STMT 3		4,645.	4,645.		0.
c Other professional fees STMT 4		15,053.	15,053.		0.
17 Interest					
18 Taxes STMT 5		796.	796.		0.
19 Depreciation and depletion					
20 Occupancy					
21 Travel, conferences, and meetings					
22 Printing and publications					
23 Other expenses STMT 6		2,601.	2,601.		0.
24 Total operating and administrative expenses. Add lines 13 through 23		23,095.	23,095.		0.
25 Contributions, gifts, grants paid		106,998.			106,998.
26 Total expenses and disbursements. Add lines 24 and 25		130,093.	23,095.		106,998.
27 Subtract line 26 from line 12:					
a Excess of revenue over expenses and disbursements		149,313.			
b Net investment income (if negative, enter -0-)			255,920.		
c Adjusted net income (if negative, enter -0-)				N/A	



SCANNED JUL 9 2012

Part II Balance Sheets		Attached schedules and amounts in the description column should be for end-of-year amounts only		Beginning of year	End of year	
		(a) Book Value	(b) Book Value	(c) Fair Market Value		
Assets	1	Cash - non-interest-bearing				
	2	Savings and temporary cash investments		77,638.	160,025.	160,025.
	3	Accounts receivable ▶				
		Less: allowance for doubtful accounts ▶				
	4	Pledges receivable ▶				
		Less: allowance for doubtful accounts ▶				
	5	Grants receivable				
	6	Receivables due from officers, directors, trustees, and other disqualified persons				
	7	Other notes and loans receivable ▶				
		Less: allowance for doubtful accounts ▶				
	8	Inventories for sale or use				
	9	Prepaid expenses and deferred charges				
	10a	Investments - U.S. and state government obligations STMT 7		135,642.	109,202.	114,868.
	b	Investments - corporate stock STMT 8		1,649,033.	1,763,280.	1,837,949.
	c	Investments - corporate bonds STMT 9		61,973.	41,092.	41,017.
11	Investments - land, buildings, and equipment basis ▶					
	Less accumulated depreciation ▶					
12	Investments - mortgage loans					
13	Investments - other					
14	Land, buildings, and equipment: basis ▶					
	Less accumulated depreciation ▶					
15	Other assets (describe ▶)					
	<b>16 Total assets (to be completed by all filers)</b>		<b>1,924,286.</b>	<b>2,073,599.</b>	<b>2,153,859.</b>	
Liabilities	17	Accounts payable and accrued expenses				
	18	Grants payable				
	19	Deferred revenue				
	20	Loans from officers, directors, trustees, and other disqualified persons				
	21	Mortgages and other notes payable				
	22	Other liabilities (describe ▶)				
	<b>23 Total liabilities (add lines 17 through 22)</b>		<b>0.</b>	<b>0.</b>		
Net Assets or Fund Balances	Foundations that follow SFAS 117, check here <input type="checkbox"/> and complete lines 24 through 26 and lines 30 and 31.					
	24	Unrestricted				
	25	Temporarily restricted				
	26	Permanently restricted				
	Foundations that do not follow SFAS 117, check here <input checked="" type="checkbox"/> and complete lines 27 through 31.					
	27	Capital stock, trust principal, or current funds		0.	0.	
	28	Paid-in or capital surplus, or land, bldg., and equipment fund		0.	0.	
	29	Retained earnings, accumulated income, endowment, or other funds		1,924,286.	2,073,599.	
	<b>30 Total net assets or fund balances</b>		<b>1,924,286.</b>	<b>2,073,599.</b>		
	<b>31 Total liabilities and net assets/fund balances</b>		<b>1,924,286.</b>	<b>2,073,599.</b>		

**Part III Analysis of Changes in Net Assets or Fund Balances**

1	Total net assets or fund balances at beginning of year - Part II, column (a), line 30 (must agree with end-of-year figure reported on prior year's return)	1	1,924,286.
2	Enter amount from Part I, line 27a	2	149,313.
3	Other increases not included in line 2 (itemize) ▶	3	0.
4	Add lines 1, 2, and 3	4	2,073,599.
5	Decreases not included in line 2 (itemize) ▶	5	0.
6	Total net assets or fund balances at end of year (line 4 minus line 5) - Part II, column (b), line 30	6	2,073,599.

**Part IV Capital Gains and Losses for Tax on Investment Income**

(a) List and describe the kind(s) of property sold (e.g., real estate, 2-story brick warehouse; or common stock, 200 shs. MLC Co.)	(b) How acquired P - Purchase D - Donation	(c) Date acquired (mo., day, yr.)	(d) Date sold (mo., day, yr.)
<b>1a PUBLICLY TRADED SECURITIES</b>	<b>P</b>		
<b>b CAPITAL GAINS DIVIDENDS</b>			
<b>c</b>			
<b>d</b>			
<b>e</b>			

(e) Gross sales price	(f) Depreciation allowed (or allowable)	(g) Cost or other basis plus expense of sale	(h) Gain or (loss) (e) plus (f) minus (g)
<b>a 1,206,134.</b>		<b>971,664.</b>	<b>234,470.</b>
<b>b 188.</b>			<b>188.</b>
<b>c</b>			
<b>d</b>			
<b>e</b>			

Complete only for assets showing gain in column (h) and owned by the foundation on 12/31/69			(l) Gains (Col. (h) gain minus col. (k), but not less than -0-) or Losses (from col. (h))
(i) F.M.V. as of 12/31/69	(j) Adjusted basis as of 12/31/69	(k) Excess of col. (i) over col. (j), if any	
<b>a</b>			<b>234,470.</b>
<b>b</b>			<b>188.</b>
<b>c</b>			
<b>d</b>			
<b>e</b>			

<b>2</b> Capital gain net income or (net capital loss) <span style="font-size: small;">{ If gain, also enter in Part I, line 7 If (loss), enter -0- in Part I, line 7 }</span>	<b>2</b>	<b>234,658.</b>
<b>3</b> Net short-term capital gain or (loss) as defined in sections 1222(5) and (6): If gain, also enter in Part I, line 8, column (c). If (loss), enter -0- in Part I, line 8	<b>3</b>	<b>N/A</b>

**Part V Qualification Under Section 4940(e) for Reduced Tax on Net Investment Income**

(For optional use by domestic private foundations subject to the section 4940(a) tax on net investment income.)

If section 4940(d)(2) applies, leave this part blank.

Was the foundation liable for the section 4942 tax on the distributable amount of any year in the base period?  Yes  No

If "Yes," the foundation does not qualify under section 4940(e). Do not complete this part.

**1** Enter the appropriate amount in each column for each year; see instructions before making any entries.

(a) Base period years Calendar year (or tax year beginning in)	(b) Adjusted qualifying distributions	(c) Net value of noncharitable-use assets	(d) Distribution ratio (col. (b) divided by col. (c))
2010	86,610.	1,795,909.	.048226
2009	83,307.	1,553,296.	.053632
2008	88,136.	1,766,727.	.049887
2007	74,600.	1,931,386.	.038625
2006	33,500.	1,615,377.	.020738

<b>2</b> Total of line 1, column (d)	<b>2</b>	<b>.211108</b>
<b>3</b> Average distribution ratio for the 5-year base period - divide the total on line 2 by 5, or by the number of years the foundation has been in existence if less than 5 years	<b>3</b>	<b>.042222</b>
<b>4</b> Enter the net value of noncharitable-use assets for 2011 from Part X, line 5	<b>4</b>	<b>1,939,755.</b>
<b>5</b> Multiply line 4 by line 3	<b>5</b>	<b>81,900.</b>
<b>6</b> Enter 1% of net investment income (1% of Part I, line 27b)	<b>6</b>	<b>2,559.</b>
<b>7</b> Add lines 5 and 6	<b>7</b>	<b>84,459.</b>
<b>8</b> Enter qualifying distributions from Part XII, line 4 <span style="font-size: small;">If line 8 is equal to or greater than line 7, check the box in Part VI, line 1b, and complete that part using a 1% tax rate. See the Part VI instructions.</span>	<b>8</b>	<b>106,998.</b>

**Part VI Excise Tax Based on Investment Income (Section 4940(a), 4940(b), 4940(e), or 4948 - see instructions)**

<b>1a</b> Exempt operating foundations described in section 4940(d)(2), check here <input type="checkbox"/> and enter "N/A" on line 1. Date of ruling or determination letter: _____ (attach copy of letter if necessary-see instructions)		
<b>b</b> Domestic foundations that meet the section 4940(e) requirements in Part V, check here <input checked="" type="checkbox"/> and enter 1% of Part I, line 27b	1	2,559.
<b>c</b> All other domestic foundations enter 2% of line 27b. Exempt foreign organizations enter 4% of Part I, line 12, col. (b).		
<b>2</b> Tax under section 511 (domestic section 4947(a)(1) trusts and taxable foundations only. Others enter -0-)	2	0.
<b>3</b> Add lines 1 and 2	3	2,559.
<b>4</b> Subtitle A (income) tax (domestic section 4947(a)(1) trusts and taxable foundations only. Others enter -0-)	4	0.
<b>5</b> Tax based on investment income. Subtract line 4 from line 3. If zero or less, enter -0-	5	2,559.
<b>6</b> Credits/Payments:		
<b>a</b> 2011 estimated tax payments and 2010 overpayment credited to 2011	6a	2,180.
<b>b</b> Exempt foreign organizations - tax withheld at source	6b	
<b>c</b> Tax paid with application for extension of time to file (Form 8868)	6c	380.
<b>d</b> Backup withholding erroneously withheld	6d	
<b>7</b> Total credits and payments. Add lines 6a through 6d	7	2,560.
<b>8</b> Enter any penalty for underpayment of estimated tax. Check here <input type="checkbox"/> if Form 2220 is attached	8	1.
<b>9</b> Tax due. If the total of lines 5 and 8 is more than line 7, enter amount owed	9	0.
<b>10</b> Overpayment. If line 7 is more than the total of lines 5 and 8, enter the amount overpaid	10	
<b>11</b> Enter the amount of line 10 to be: Credited to 2012 estimated tax <input type="checkbox"/> Refunded <input checked="" type="checkbox"/>	11	

**Part VII-A Statements Regarding Activities**

	Yes	No
<b>1a</b> During the tax year, did the foundation attempt to influence any national, state, or local legislation or did it participate or intervene in any political campaign?		X
<b>1b</b> Did it spend more than \$100 during the year (either directly or indirectly) for political purposes (see instructions for definition)? <i>If the answer is "Yes" to 1a or 1b, attach a detailed description of the activities and copies of any materials published or distributed by the foundation in connection with the activities.</i>		X
<b>1c</b> Did the foundation file Form 1120-POL for this year?		X
<b>d</b> Enter the amount (if any) of tax on political expenditures (section 4955) imposed during the year: (1) On the foundation. <input type="checkbox"/> \$ 0. (2) On foundation managers. <input type="checkbox"/> \$ 0.		
<b>e</b> Enter the reimbursement (if any) paid by the foundation during the year for political expenditure tax imposed on foundation managers. <input type="checkbox"/> \$ 0.		
<b>2</b> Has the foundation engaged in any activities that have not previously been reported to the IRS? <i>If "Yes," attach a detailed description of the activities</i>	2	X
<b>3</b> Has the foundation made any changes, not previously reported to the IRS, in its governing instrument, articles of incorporation, or bylaws, or other similar instruments? <i>If "Yes," attach a conformed copy of the changes</i>	3	X
<b>4a</b> Did the foundation have unrelated business gross income of \$1,000 or more during the year?	4a	X
<b>b</b> If "Yes," has it filed a tax return on Form 990-T for this year?	4b	
<b>5</b> Was there a liquidation, termination, dissolution, or substantial contraction during the year? <i>If "Yes," attach the statement required by General Instruction T</i>	5	X
<b>6</b> Are the requirements of section 508(e) (relating to sections 4941 through 4945) satisfied either: • By language in the governing instrument, or • By state legislation that effectively amends the governing instrument so that no mandatory directions that conflict with the state law remain in the governing instrument?	6	X
<b>7</b> Did the foundation have at least \$5,000 in assets at any time during the year? <i>If "Yes," complete Part II, col. (c), and Part XV.</i>	7	X
<b>8a</b> Enter the states to which the foundation reports or with which it is registered (see instructions) <input type="checkbox"/> _____ <b>OR</b>		
<b>b</b> If the answer is "Yes" to line 7, has the foundation furnished a copy of Form 990-PF to the Attorney General (or designate) of each state as required by General Instruction G? <i>If "No," attach explanation</i>	8b	X
<b>9</b> Is the foundation claiming status as a private operating foundation within the meaning of section 4942(j)(3) or 4942(j)(5) for calendar year 2011 or the taxable year beginning in 2011 (see instructions for Part XIV)? <i>If "Yes," complete Part XIV</i>	9	X
<b>10</b> Did any persons become substantial contributors during the tax year? <i>If "Yes," attach a schedule listing their names and addresses</i>	10	X

N/A

Part VII-A Statements Regarding Activities (continued)

11 At any time during the year, did the foundation, directly or indirectly, own a controlled entity within the meaning of section 512(b)(13)? If "Yes," attach schedule (see instructions)
12 Did the foundation make a distribution to a donor advised fund over which the foundation or a disqualified person had advisory privileges? If "Yes," attach statement (see instructions)
13 Did the foundation comply with the public inspection requirements for its annual returns and exemption application?
Website address N/A
14 The books are in care of PETER MACWILLIAMS Telephone no. 503 642-7540
Located at 20145 SW NANCY LANE, ALOHA, OR ZIP+4 97009
15 Section 4947(a)(1) nonexempt charitable trusts filing Form 990-PF in lieu of Form 1041 - Check here and enter the amount of tax-exempt interest received or accrued during the year 15 N/A
16 At any time during calendar year 2011, did the foundation have an interest in or a signature or other authority over a bank, securities, or other financial account in a foreign country? See the instructions for exceptions and filing requirements for Form TD F 90-22.1. If "Yes," enter the name of the foreign country

Part VII-B Statements Regarding Activities for Which Form 4720 May Be Required

File Form 4720 if any item is checked in the "Yes" column, unless an exception applies.
1a During the year did the foundation (either directly or indirectly):
(1) Engage in the sale or exchange, or leasing of property with a disqualified person?
(2) Borrow money from, lend money to, or otherwise extend credit to (or accept it from) a disqualified person?
(3) Furnish goods, services, or facilities to (or accept them from) a disqualified person?
(4) Pay compensation to, or pay or reimburse the expenses of, a disqualified person?
(5) Transfer any income or assets to a disqualified person (or make any of either available for the benefit or use of a disqualified person)?
(6) Agree to pay money or property to a government official? (Exception. Check "No" if the foundation agreed to make a grant to or to employ the official for a period after termination of government service, if terminating within 90 days.)
b If any answer is "Yes" to 1a(1)-(6), did any of the acts fail to qualify under the exceptions described in Regulations section 53.4941(d)-3 or in a current notice regarding disaster assistance (see instructions)? Organizations relying on a current notice regarding disaster assistance check here
c Did the foundation engage in a prior year in any of the acts described in 1a, other than excepted acts, that were not corrected before the first day of the tax year beginning in 2011?
2 Taxes on failure to distribute income (section 4942) (does not apply for years the foundation was a private operating foundation defined in section 4942(j)(3) or 4942(j)(5)):
a At the end of tax year 2011, did the foundation have any undistributed income (lines 6d and 6e, Part XIII) for tax year(s) beginning before 2011? If "Yes," list the years
b Are there any years listed in 2a for which the foundation is not applying the provisions of section 4942(a)(2) (relating to incorrect valuation of assets) to the year's undistributed income? (If applying section 4942(a)(2) to all years listed, answer "No" and attach statement - see instructions.)
c If the provisions of section 4942(a)(2) are being applied to any of the years listed in 2a, list the years here.
3a Did the foundation hold more than a 2% direct or indirect interest in any business enterprise at any time during the year?
b If "Yes," did it have excess business holdings in 2011 as a result of (1) any purchase by the foundation or disqualified persons after May 26, 1969; (2) the lapse of the 5-year period (or longer period approved by the Commissioner under section 4943(c)(7)) to dispose of holdings acquired by gift or bequest; or (3) the lapse of the 10-, 15-, or 20-year first phase holding period? (Use Schedule C, Form 4720, to determine if the foundation had excess business holdings in 2011)
4a Did the foundation invest during the year any amount in a manner that would jeopardize its charitable purposes?
b Did the foundation make any investment in a prior year (but after December 31, 1969) that could jeopardize its charitable purpose that had not been removed from jeopardy before the first day of the tax year beginning in 2011?

**Part VII-B** Statements Regarding Activities for Which Form 4720 May Be Required (continued)

5a During the year did the foundation pay or incur any amount to:

(1) Carry on propaganda, or otherwise attempt to influence legislation (section 4945(e))?  Yes  No

(2) Influence the outcome of any specific public election (see section 4955); or to carry on, directly or indirectly, any voter registration drive?  Yes  No

(3) Provide a grant to an individual for travel, study, or other similar purposes?  Yes  No

(4) Provide a grant to an organization other than a charitable, etc., organization described in section 509(a)(1), (2), or (3), or section 4940(d)(2)?  Yes  No

(5) Provide for any purpose other than religious, charitable, scientific, literary, or educational purposes, or for the prevention of cruelty to children or animals?  Yes  No

b If any answer is "Yes" to 5a(1)-(5), did any of the transactions fail to qualify under the exceptions described in Regulations section 53.4945 or in a current notice regarding disaster assistance (see instructions)?  Yes  No  
 Organizations relying on a current notice regarding disaster assistance check here  N/A

c If the answer is "Yes" to question 5a(4), does the foundation claim exemption from the tax because it maintained expenditure responsibility for the grant?  Yes  No  
 If "Yes," attach the statement required by Regulations section 53.4945-5(d). N/A

6a Did the foundation, during the year, receive any funds, directly or indirectly, to pay premiums on a personal benefit contract?  Yes  No

b Did the foundation, during the year, pay premiums, directly or indirectly, on a personal benefit contract?  Yes  No  
 If "Yes" to 6b, file Form 8870.

7a At any time during the tax year, was the foundation a party to a prohibited tax shelter transaction?  Yes  No

b If "Yes," did the foundation receive any proceeds or have any net income attributable to the transaction?  Yes  No

**Part VIII** Information About Officers, Directors, Trustees, Foundation Managers, Highly Paid Employees, and Contractors

**1** List all officers, directors, trustees, foundation managers and their compensation.

(a) Name and address	(b) Title, and average hours per week devoted to position	(c) Compensation (If not paid, enter -0-)	(d) Contributions to employee benefit plans and deferred compensation	(e) Expense account, other allowances
PETER MACWILLIAMS 20145 SW NANCY LANE ALOHA, OR 97007	DIRECTOR 0.00	0.	0.	0.
SHARON MACWILLIAMS 20145 SW NANCY LANE ALOHA, OR 97007	DIRECTOR 0.00	0.	0.	0.
REBEKAH MACWILLIAMS 20145 SW NANCY LANE ALOHA, OR 97007	DIRECTOR 0.00	0.	0.	0.

**2** Compensation of five highest-paid employees (other than those included on line 1). If none, enter "NONE."

(a) Name and address of each employee paid more than \$50,000	(b) Title, and average hours per week devoted to position	(c) Compensation	(d) Contributions to employee benefit plans and deferred compensation	(e) Expense account, other allowances
NONE				

Total number of other employees paid over \$50,000 0

Part VIII

Information About Officers, Directors, Trustees, Foundation Managers, Highly Paid Employees, and Contractors (continued)

3 Five highest-paid independent contractors for professional services. If none, enter "NONE."

Table with 3 columns: (a) Name and address of each person paid more than \$50,000, (b) Type of service, (c) Compensation. Row 1 contains 'NONE'.

Total number of others receiving over \$50,000 for professional services

0

Part IX-A

Summary of Direct Charitable Activities

List the foundation's four largest direct charitable activities during the tax year. Include relevant statistical information such as the number of organizations and other beneficiaries served, conferences convened, research papers produced, etc.

Expenses

Table with 2 columns: Description of activity, Expenses. Row 1 contains 'N/A'.

Part IX-B

Summary of Program-Related Investments

Describe the two largest program-related investments made by the foundation during the tax year on lines 1 and 2.

Amount

Table with 2 columns: Description of investment, Amount. Row 1 contains 'N/A'.

Total. Add lines 1 through 3

0.



**Part X Minimum Investment Return** (All domestic foundations must complete this part. Foreign foundations, see instructions.)

1 Fair market value of assets not used (or held for use) directly in carrying out charitable, etc., purposes:			
a	Average monthly fair market value of securities	1a	1,881,759.
b	Average of monthly cash balances	1b	87,535.
c	Fair market value of all other assets	1c	
d	<b>Total</b> (add lines 1a, b, and c)	1d	1,969,294.
e	Reduction claimed for blockage or other factors reported on lines 1a and 1c (attach detailed explanation)	1e	0.
2	Acquisition indebtedness applicable to line 1 assets	2	0.
3	Subtract line 2 from line 1d	3	1,969,294.
4	Cash deemed held for charitable activities. Enter 1 1/2% of line 3 (for greater amount, see instructions)	4	29,539.
5	<b>Net value of noncharitable-use assets.</b> Subtract line 4 from line 3. Enter here and on Part V, line 4	5	1,939,755.
6	<b>Minimum investment return.</b> Enter 5% of line 5	6	96,988.

**Part XI Distributable Amount** (see instructions) (Section 4942(j)(3) and (j)(5) private operating foundations and certain foreign organizations check here  and do not complete this part.)

1	Minimum investment return from Part X, line 6	1	96,988.
2a	Tax on investment income for 2011 from Part VI, line 5	2a	2,559.
b	Income tax for 2011. (This does not include the tax from Part VI.)	2b	
c	Add lines 2a and 2b	2c	2,559.
3	Distributable amount before adjustments. Subtract line 2c from line 1	3	94,429.
4	Recoveries of amounts treated as qualifying distributions	4	0.
5	Add lines 3 and 4	5	94,429.
6	Deduction from distributable amount (see instructions)	6	0.
7	<b>Distributable amount as adjusted.</b> Subtract line 6 from line 5. Enter here and on Part XIII, line 1	7	94,429.

**Part XII Qualifying Distributions** (see instructions)

1 Amounts paid (including administrative expenses) to accomplish charitable, etc., purposes:			
a	Expenses, contributions, gifts, etc. - total from Part I, column (d), line 26	1a	106,998.
b	Program-related investments - total from Part IX-B	1b	0.
2	Amounts paid to acquire assets used (or held for use) directly in carrying out charitable, etc., purposes	2	
3 Amounts set aside for specific charitable projects that satisfy the:			
a	Suitability test (prior IRS approval required)	3a	
b	Cash distribution test (attach the required schedule)	3b	
4	<b>Qualifying distributions.</b> Add lines 1a through 3b. Enter here and on Part V, line 8, and Part XIII, line 4	4	106,998.
5	Foundations that qualify under section 4940(e) for the reduced rate of tax on net investment income. Enter 1% of Part I, line 27b	5	2,559.
6	<b>Adjusted qualifying distributions.</b> Subtract line 5 from line 4	6	104,439.

**Note.** The amount on line 6 will be used in Part V, column (b), in subsequent years when calculating whether the foundation qualifies for the section 4940(e) reduction of tax in those years.

**Part XIII** Undistributed Income (see instructions)

	(a) Corpus	(b) Years prior to 2010	(c) 2010	(d) 2011
1 Distributable amount for 2011 from Part XI, line 7				94,429.
2 Undistributed income, if any, as of the end of 2011				
a Enter amount for 2010 only			76,365.	
b Total for prior years:		0.		
3 Excess distributions carryover, if any, to 2011:				
a From 2006				
b From 2007				
c From 2008				
d From 2009				
e From 2010				
f Total of lines 3a through e	0.			
4 Qualifying distributions for 2011 from Part XII, line 4: ▶ \$ 106,998.				
a Applied to 2010, but not more than line 2a			76,365.	
b Applied to undistributed income of prior years (Election required - see instructions)		0.		
c Treated as distributions out of corpus (Election required - see instructions)	0.			
d Applied to 2011 distributable amount				30,633.
e Remaining amount distributed out of corpus	0.			
5 Excess distributions carryover applied to 2011 (If an amount appears in column (d), the same amount must be shown in column (a))	0.			0.
6 Enter the net total of each column as indicated below:	0.			
a Corpus Add lines 3f, 4c, and 4e Subtract line 5	0.			
b Prior years' undistributed income. Subtract line 4b from line 2b		0.		
c Enter the amount of prior years' undistributed income for which a notice of deficiency has been issued, or on which the section 4942(a) tax has been previously assessed		0.		
d Subtract line 6c from line 6b. Taxable amount - see instructions		0.		
e Undistributed income for 2010. Subtract line 4a from line 2a. Taxable amount - see instr.			0.	
f Undistributed income for 2011. Subtract lines 4d and 5 from line 1. This amount must be distributed in 2012				63,796.
7 Amounts treated as distributions out of corpus to satisfy requirements imposed by section 170(b)(1)(F) or 4942(g)(3)	0.			
8 Excess distributions carryover from 2006 not applied on line 5 or line 7	0.			
9 Excess distributions carryover to 2012. Subtract lines 7 and 8 from line 6a	0.			
10 Analysis of line 9:				
a Excess from 2007				
b Excess from 2008				
c Excess from 2009				
d Excess from 2010				
e Excess from 2011				

**Part XIV Private Operating Foundations** (see instructions and Part VII-A, question 9)

N/A

- 1 a** If the foundation has received a ruling or determination letter that it is a private operating foundation, and the ruling is effective for 2011, enter the date of the ruling ▶
- b** Check box to indicate whether the foundation is a private operating foundation described in section  4942(j)(3) or  4942(j)(5)

	Tax year	Prior 3 years			(e) Total
	(a) 2011	(b) 2010	(c) 2009	(d) 2008	
<b>2 a</b> Enter the lesser of the adjusted net income from Part I or the minimum investment return from Part X for each year listed					
<b>b</b> 85% of line 2a					
<b>c</b> Qualifying distributions from Part XII, line 4 for each year listed					
<b>d</b> Amounts included in line 2c not used directly for active conduct of exempt activities					
<b>e</b> Qualifying distributions made directly for active conduct of exempt activities. Subtract line 2d from line 2c					
<b>3</b> Complete 3a, b, or c for the alternative test relied upon:					
<b>a</b> "Assets" alternative test - enter:					
<b>(1)</b> Value of all assets					
<b>(2)</b> Value of assets qualifying under section 4942(j)(3)(B)(i)					
<b>b</b> "Endowment" alternative test - enter 2/3 of minimum investment return shown in Part X, line 6 for each year listed					
<b>c</b> "Support" alternative test - enter:					
<b>(1)</b> Total support other than gross investment income (interest, dividends, rents, payments on securities loans (section 512(a)(5)), or royalties)					
<b>(2)</b> Support from general public and 5 or more exempt organizations as provided in section 4942(j)(3)(B)(iii)					
<b>(3)</b> Largest amount of support from an exempt organization					
<b>(4)</b> Gross investment income					

**Part XV Supplementary Information (Complete this part only if the foundation had \$5,000 or more in assets at any time during the year-see instructions.)**

- 1 Information Regarding Foundation Managers:**
- a** List any managers of the foundation who have contributed more than 2% of the total contributions received by the foundation before the close of any tax year (but only if they have contributed more than \$5,000). (See section 507(d)(2).)

**SEE STATEMENT 10**

- b** List any managers of the foundation who own 10% or more of the stock of a corporation (or an equally large portion of the ownership of a partnership or other entity) of which the foundation has a 10% or greater interest.

**NONE**

- 2 Information Regarding Contribution, Grant, Gift, Loan, Scholarship, etc., Programs:**
- Check here  if the foundation only makes contributions to preselected charitable organizations and does not accept unsolicited requests for funds. If the foundation makes gifts, grants, etc. (see instructions) to individuals or organizations under other conditions, complete items 2a, b, c, and d.

- a** The name, address, and telephone number of the person to whom applications should be addressed:
- 
- b** The form in which applications should be submitted and information and materials they should include:
- 
- c** Any submission deadlines:
- 
- d** Any restrictions or limitations on awards, such as by geographical areas, charitable fields, kinds of institutions, or other factors:
-

**Part XV** Supplementary Information (continued)

**3 Grants and Contributions Paid During the Year or Approved for Future Payment**

Recipient Name and address (home or business)	If recipient is an individual, show any relationship to any foundation manager or substantial contributor	Foundation status of recipient	Purpose of grant or contribution	Amount
<b>a Paid during the year</b>				
5 ROCK RANCH 23800 NW FLYING M ROAD YAMHILL, OR 97148	NONE	501(C)(3)	TO PROVIDE FUNDS TO ACCOMPLISH ITS FUNCTION	6,000.
AFRICA NEW LIFE MINISTRIES 7145 SW VARNS ST, SUITE 201 PORTLAND, OR 97223	NONE	501(C)(3)	TO PROVIDE FUNDS TO ACCOMPLISH ITS FUNCTION	1,248.
COUNTRYSIDE COMMUNITY CHURCH 18810 SW KRUGER RD SHERWOOD, OR 97140	NONE	NONE	TO PROVIDE FUNDS TO ACCOMPLISH ITS FUNCTION	29,000.
KENMORE COMMUNITY CHURCH 7504 NE BOTHELL WAY KENMORE, WA 98028	NONE	NONE	TO PROVIDE FUNDS TO ACCOMPLISH ITS FUNCTION	10,000.
PORTLAND RESCUE MISSION 111 WEST BURNSIDE STREET PORTLAND, OR 97208	NONE	501(C)(3)	TO PROVIDE FUNDS TO ACCOMPLISH ITS FUNCTION	10,000.
<b>Total</b> SEE CONTINUATION SHEET(S) ▶ 3a				106,998.
<b>b Approved for future payment</b>				
NONE				
<b>Total</b> ▶ 3b				0.

Part XVI-A Analysis of Income-Producing Activities

Enter gross amounts unless otherwise indicated.

Table with 5 main columns: (a) Business code, (b) Amount, (c) Exclusion code, (d) Amount, (e) Related or exempt function income. Rows include categories like Program service revenue, Dividends and interest from securities, and Total.

Part XVI-B Relationship of Activities to the Accomplishment of Exempt Purposes

Table with 2 columns: Line No., Explain below how each activity for which income is reported in column (e) of Part XVI-A contributed importantly to the accomplishment of the foundation's exempt purposes.

Part XVII Information Regarding Transfers To and Transactions and Relationships With Noncharitable Exempt Organizations

1 Did the organization directly or indirectly engage in any of the following with any other organization described in section 501(c) of the Code... 1a(1) Cash X 1a(2) Other assets X 1b(1) Sales of assets to a noncharitable exempt organization X 1b(2) Purchases of assets from a noncharitable exempt organization X 1b(3) Rental of facilities, equipment, or other assets X 1b(4) Reimbursement arrangements X 1b(5) Loans or loan guarantees X 1b(6) Performance of services or membership or fundraising solicitations X 1c Sharing of facilities, equipment, mailing lists, other assets, or paid employees X

Table with 4 columns: (a) Line no, (b) Amount involved, (c) Name of noncharitable exempt organization, (d) Description of transfers, transactions, and sharing arrangements. All entries are N/A.

2a Is the foundation directly or indirectly affiliated with, or related to, one or more tax-exempt organizations described in section 501(c) of the Code... [ ] Yes [X] No
b If "Yes," complete the following schedule.

Table with 3 columns: (a) Name of organization, (b) Type of organization, (c) Description of relationship. All entries are N/A.

Sign Here Under penalties of perjury, I declare that I have examined this return... Signature of officer or trustee: Peter MacWilliams, Date: 6/20/12, Title: DIRECTOR. May the IRS discuss this return with the preparer shown below (see instr)? [X] Yes [ ] No

Paid Preparer Use Only Print/Type preparer's name: KEITH H. MEYERS, Preparer's signature, Date: 6-13-12, Check [ ] if self-employed, PTIN: P00015111, Firm's name: PERKINS & COMPANY, P.C., Firm's EIN: 93-0928924, Firm's address: 1211 S.W. FIFTH AVENUE, SUITE 1200 PORTLAND, OR 97204-3712, Phone no.: (503) 221-0336

**Part XV** | **Supplementary Information**

**3 Grants and Contributions Paid During the Year (Continuation)**

Recipient Name and address (home or business)	If recipient is an individual, show any relationship to any foundation manager or substantial contributor	Foundation status of recipient	Purpose of grant or contribution	Amount
WARRIOR ATHLETIC CLUB 18550 SW KINNAMAN ROAD ALOHA, OR 97007	NONE	501(C)(3)	TO PROVIDE FUNDS TO ACCOMPLISH ITS FUNCTION	10,000.
YOUNG LIFE PO BOX 520 COLORADO SPRINGS, CO 80901	NONE	501(C)(3)	TO PROVIDE FUNDS TO ACCOMPLISH ITS FUNCTION	40,500.
CALVARY CHAPEL 6550 SE ALEXANDER STREET HILLSBORO, OR 97123	NONE	NONE	TO PROVIDE FUNDS TO ACCOMPLISH ITS FUNCTION	250.
<b>Total from continuation sheets</b>				50,750.

FORM 990-PF DIVIDENDS AND INTEREST FROM SECURITIES STATEMENT 1

SOURCE	GROSS AMOUNT	CAPITAL GAINS DIVIDENDS	COLUMN (A) AMOUNT
WELLS FARGO #0131	3,154.	0.	3,154.
WELLS FARGO #0610	20,145.	0.	20,145.
WELLS FARGO #1960	1,758.	0.	1,758.
WELLS FARGO #2543	5,123.	0.	5,123.
WELLS FARGO #3171	181.	0.	181.
WELLS FARGO #3545	7,567.	0.	7,567.
WELLS FARGO #4889	1,181.	76.	1,105.
WELLS FARGO #7979	3,471.	0.	3,471.
WELLS FARGO #9296	2,197.	112.	2,085.
TOTAL TO FM 990-PF, PART I, LN 4	44,777.	188.	44,589.

FORM 990-PF OTHER INCOME STATEMENT 2

DESCRIPTION	(A) REVENUE PER BOOKS	(B) NET INVESTMENT INCOME	(C) ADJUSTED NET INCOME
OTHER INCOME	159.	0.	
TOTAL TO FORM 990-PF, PART I, LINE 11	159.	0.	

FORM 990-PF ACCOUNTING FEES STATEMENT 3

DESCRIPTION	(A) EXPENSES PER BOOKS	(B) NET INVESTMENT INCOME	(C) ADJUSTED NET INCOME	(D) CHARITABLE PURPOSES
ACCOUNTING FEE	4,645.	4,645.		0.
TO FORM 990-PF, PG 1, LN 16B	4,645.	4,645.		0.



FORM 990-PF OTHER PROFESSIONAL FEES STATEMENT 4

DESCRIPTION	(A) EXPENSES PER BOOKS	(B) NET INVEST- MENT INCOME	(C) ADJUSTED NET INCOME	(D) CHARITABLE PURPOSES
ACCOUNT MANAGEMENT FEES	15,053.	15,053.		0.
TO FORM 990-PF, PG 1, LN 16C	15,053.	15,053.		0.

FORM 990-PF TAXES STATEMENT 5

DESCRIPTION	(A) EXPENSES PER BOOKS	(B) NET INVEST- MENT INCOME	(C) ADJUSTED NET INCOME	(D) CHARITABLE PURPOSES
FOREIGN TAXES	796.	796.		0.
TO FORM 990-PF, PG 1, LN 18	796.	796.		0.

FORM 990-PF OTHER EXPENSES STATEMENT 6

DESCRIPTION	(A) EXPENSES PER BOOKS	(B) NET INVEST- MENT INCOME	(C) ADJUSTED NET INCOME	(D) CHARITABLE PURPOSES
DEPARTMENT OF JUSTICE	267.	267.		0.
OREGON CORPORATE DIVISION	50.	50.		0.
INTERNAL REVENUE SERVICE	2,180.	2,180.		0.
OTHER EXPENSES	104.	104.		0.
TO FORM 990-PF, PG 1, LN 23	2,601.	2,601.		0.

FORM 990-PF U.S. AND STATE/CITY GOVERNMENT OBLIGATIONS STATEMENT 7

DESCRIPTION	U.S. GOV'T	OTHER GOV'T	BOOK VALUE	FAIR MARKET VALUE
WELLS FARGO #3545 (SEE ATTACHED SCHEDULE)	X		109,202.	114,868.
TOTAL U.S. GOVERNMENT OBLIGATIONS			109,202.	114,868.
TOTAL STATE AND MUNICIPAL GOVERNMENT OBLIGATIONS				
TOTAL TO FORM 990-PF, PART II, LINE 10A			109,202.	114,868.

FORM 990-PF CORPORATE STOCK STATEMENT 8

DESCRIPTION	BOOK VALUE	FAIR MARKET VALUE
WELLS FARGO #0610 (SEE ATTACHED SCHEDULE)	734,578.	760,480.
WELLS FARGO #7979 (SEE ATTACHED SCHEDULE)	112,351.	88,305.
WELLS FARGO #1960 (SEE ATTACHED SCHEDULE)	142,624.	154,712.
WELLS FARGO #2543 (SEE ATTACHED SCHEDULE)	213,516.	246,183.
WELLS FARGO #9296 (SEE ATTACHED SCHEDULE)	171,975.	178,040.
WELLS FARGO #4889 (SEE ATTACHED SCHEDULE)	136,492.	140,510.
WELLS FARGO #0131 (SEE ATTACHED SCHEDULE)	104,530.	109,556.
WELLS FARGO #3171 (SEE ATTACHED SCHEDULE)	147,214.	160,163.
TOTAL TO FORM 990-PF, PART II, LINE 10B	1,763,280.	1,837,949.

FORM 990-PF CORPORATE BONDS STATEMENT 9

DESCRIPTION	BOOK VALUE	FAIR MARKET VALUE
WELLS FARGO #3545 (SEE ATTACHED SCHEDULE)	41,092.	41,017.
TOTAL TO FORM 990-PF, PART II, LINE 10C	41,092.	41,017.

FORM 990-PF

PART XV - LINE 1A  
LIST OF FOUNDATION MANAGERS

STATEMENT 10

NAME OF MANAGER

PETER MACWILLIAMS  
SHARON MACWILLIAMS

MacWilliams Family Foundation  
 EIN #91-1810520  
 Wells Fargo #0131

**Additional information**

Gross proceeds	THIS PERIOD 3,959.73	THIS YEAR 53,173.94	Foreign withholding	THIS PERIOD -25 16	THIS YEAR -338.94
----------------	-------------------------	------------------------	---------------------	-----------------------	----------------------

**Portfolio detail**

**Cash and Sweep Balances**

Bank Deposit Sweep - Consists of monies held at Wells Fargo Bank, N.A. and (if amounts exceed \$250,000) at one or more other Wells Fargo affiliated banks. These assets are not covered by SIPC, but are instead eligible for FDIC insurance of up to \$250,000 per depositor, per institution, in accordance with FDIC rules. For additional information on the Bank Deposit Sweep for your account, please contact Your Financial Advisor.

DESCRIPTION	% OF ACCOUNT	ANNUAL PERCENTAGE YIELD EARNED*	CURRENT MARKET VALUE	ESTIMATED ANNUAL INCOME
Cash	0.86	0.00	988.01	0.00
BANK DEPOSIT SWEEP	3.29	0.02	3,758.57	0.75
Interest Period 12/01/11 - 12/31/11				

**Total Cash and Sweep Balances 4.15 \$4,746.58**

\* APYE measures the total amount of the interest paid on an account based on the interest rate and the frequency of the compounding during the interest period. The annual percentage yield earned is expressed as an annualized rate, based on a 365 day year.

**Stocks, options & ETFs**

**Stocks and ETFs**

DESCRIPTION	% OF ACCOUNT	QUANTITY	ADJ PRICE/ ORIG PRICE	ADJ COST/ ORIG COST	CURRENT PRICE	CURRENT MARKET VALUE	UNREALIZED GAIN/LOSS	ESTIMATED	
								ANNUAL INCOME	ANNUAL YIELD (%)
AERCAP HLDGS NV									
AER									
Acquired 04/27/10 L nc	1.29	131	13.85	1,814.86	11 2900	1,478.99	-335.87	N/A	N/A
ALLIED WORLD ASSURANCE CO HOLDINGS LTD									
AWH									
Acquired 10/01/09 L nc	2.37	43	47 89	2,059.27	62.9300	2,705.99	646.72	64.50	2.38
AMERICA MOVIL SAB DE CV									
ADR SERIES L									
AMX									
Acquired 10/01/09 L nc	1.90	96	21.23	2,038.56	22.6000	2,169.60	131.04	27.45	1.26



MacWilliams Family Foundation  
 EIN #91-1810520  
 Wells Fargo #0131

**Stocks, options & ETFs**  
**Stocks and ETFs continued**

DESCRIPTION	% OF ACCOUNT	QUANTITY	ADJ PRICE/ ORIG PRICE	ADJ COST/ ORIG COST	CURRENT PRICE	CURRENT MARKET VALUE	UNREALIZED GAIN/LOSS	ESTIMATED	
								ANNUAL INCOME	ANNUAL YIELD (%)
ASML HOLDING NV-NY REG SHARES ASML	2.19	60	40.69	2,441.52	41 7900	2,507.40	65 88	29 82	1.18
Acquired 03/11/11 S									
ASTRAZENECA PLC SPON ADR AZN	1.90	47	44.08	2,072.18	46.2900	2,175.63	103 45	126.90	5.83
Acquired 10/01/09 L nc									
AUTOLIV INC ALV	1.50	32	75.07	2,402.52	53.4900	1,711.68	-690 84	57.60	3.36
Acquired 11/04/10 L nc									
BAE SYSTEMS PLACE BAESY	1.48	96	21.37	2,051.52	17.6600	1,695.36	-356 16	107.32	6 33
Acquired 10/01/09 L nc									
BAIDU INC ADR BIDU	1 53	15	146.71	2,200.65	116 4700	1,747.05	-453 60	N/A	N/A
Acquired 08/30/11 S									
BASF SE SPONSORED ADR BASFY	1.89	31	50.54	1,566.74	69 7300	2,161 63	594.89	71 08	3 28
Acquired 10/01/09 L nc									
BAYER AG SPONSORED ADR BAYRY	1.67	30	80.51	2,415 33	63.8000	1,914.00	-501.33	48.30	2.52
Acquired 06/17/11 S									
BUNZL PLC SPON ADR BZLFY	1.99	33	64 34	2,123 28	68.8000	2,270 40	147.12	62.33	2.74
Acquired 11/29/11 S									
CANADIAN NATL RY CO CNI	2 20	32	77 89	2,492.54	78 5600	2,513 92	21.38	40.96	1.62
Acquired 07/20/11 S									
CHECK POINT SOFTWARE TECH LTD CHKP	2.16	47	28.19	1,324.93	52.5400	2,469.38	1,144.45	N/A	N/A
Acquired 10/01/09 L nc									

MacWilliams Family Foundation  
 EIN #91-1810520  
 Wells Fargo #0131

**Stocks, options & ETFs**  
**Stocks and ETFs continued**

DESCRIPTION	% OF ACCOUNT	QUANTITY	ADJ PRICE/ ORIG PRICE	ADJ COST/ ORIG COST	CURRENT PRICE	CURRENT MARKET VALUE	UNREALIZED GAIN/LOSS	ESTIMATED	
								ANNUAL INCOME	ANNUAL YIELD (%)
CHICAGO BRIDGE AND IRON - NEW YORK SHARES CBI	2.08	63	19.74	1,244.09	37 8000	2,381.40	1,137.31	12.60	0.52
Acquired 02/05/10 L nc									
CHINA MOBILE LTD SPONS ADR	1.82	43	48.05	2,066.55	48,4900	2,085.07	18.52	78.94	3.78
Acquired 10/01/09 L nc									
CHINA PETROLEUM & CHEM CORP SNP	2.02	22	95.20	2,094.56	105.0500	2,311.10	216.54	69.58	3.01
Acquired 11/29/10 L nc									
CNOOC LTD-ADR CEO	1.68	11	131.95	1,451.45	174.6800	1,921.48	470.03	63.56	3.30
Acquired 10/01/09 L nc									
COMPANHIA DE BEBIDAS DAS AMERSAMBEV SPONS ADR REPSTG PFD SHS ABV	2.15	68	16.79	1,141.85	36 0900	2,454.12	1,312.27	52.36	2.13
Acquired 10/02/09 L nc									
COMPANHIA ENERGETICA DE MINAS GERAIS-CEMIG SPONS ADR	1.96	126	19.98	2,518.02	17.7900	2,241.54	-276.48	118.56	5.28
Acquired 07/20/11 S									
COMPANHIA PARANAENSE DE ENERGIA-COPEL SPONSORED ADR REPSTG PFD SHS ELP	1.74	95	22.71	2,158.33	20.9800	1,993.10	-165.23	18.05	0.90
Acquired 09/23/10 L nc									
DELHAIZE GROUP SPONSORED ADR DEG	1.48	30	68.38	2,051.40	56 3500	1,690.50	-360.90	56.34	3.33
Acquired 10/01/09 L nc									



MacWilliams Family Foundation  
 EIN #91-1810520  
 Wells Fargo #0131

3,443

**Stocks, options & ETFs**  
**Stocks and ETFs continued**

DESCRIPTION	% OF ACCOUNT	QUANTITY	ADJ PRICE/ ORIG PRICE	ADJ COST/ ORIG COST	CURRENT PRICE	CURRENT MARKET VALUE	UNREALIZED GAIN/LOSS	ESTIMATED	
								ANNUAL INCOME	ANNUAL YIELD (%)
DIAGEO PLC SPONSORED ORD NEW DEO	1.91	25	82.89	2,072.46	87.4200	2,185.50	113.04	64.87	2.96
Acquired 11/29/11 S									
DOMTAR CORP NEW UFS	1.89	27	78.36	2,115.81	79.9600	2,158.92	43.11	37.80	1.75
Acquired 04/26/10 L nc									
ENERGY XXI BERMUDA LTD EXXI	1.90	68	31.70	2,156.04	31.8800	2,167.84	11.80	N/A	N/A
Acquired 12/27/11 S									
ENERGIS S A SPONSORED ADR ENI	1.40	91	23.56	2,144.69	17.6300	1,604.33	-540.36	49.41	3.07
Acquired 09/23/10 L nc									
FLEXTRONICS INTL FLEX	1.45	292	7.66	2,239.46	5.6600	1,652.72	-586.74	N/A	N/A
Acquired 03/18/10 L nc									
FOMENTO ECONOMICO MEXICANO S A B DE C V (NEW) FMX	2.50	41	37.16	1,523.56	69.7100	2,858.11	1,334.55	44.93	1.57
Acquired 10/01/09 L nc									
GAZPROM O A O SPONSORED ADR OGZPY	1.43	153	16.86	2,579.73	10.6810	1,634.19	-945.54	31.51	1.92
Acquired 04/28/11 S									
GROUPE CGI INC CL A SUB VTG GIB	2.11	128	15.29	1,957.13	18.8500	2,412.80	455.67	N/A	N/A
Acquired 06/07/10 L nc									
HERBALIFE LTD HLF	2.22	49	20.95	1,026.89	51.6700	2,531.83	1,504.94	35.52	1.40
Acquired 12/15/09 L nc									
HITACHI LTD ADR 10 COM HIT	2.05	45	55.62	2,503.29	52.1400	2,346.30	-156.99	29.29	1.24
Acquired 05/04/11 S									

**Stocks, options & ETFs**  
**Stocks and ETFs continued**

DESCRIPTION	% OF ACCOUNT	QUANTITY	ADJ PRICE/ ORIG PRICE	ADJ COST/ ORIG COST	CURRENT PRICE	CURRENT MARKET VALUE	UNREALIZED GAIN/LOSS	ESTIMATED	
								ANNUAL INCOME	ANNUAL YIELD (%)
KINGFISHER PLC-SPONS									
ADR (NEW)									
KGFBY									
Acquired 07/20/11 S		85	8.19	696.15	653.65	653.65	-42.50		
Acquired 07/21/11 S		222	8.68	1,927.94	1,707.18	1,707.18	-220.76		
<b>Total</b>	<b>2.07</b>	<b>307</b>		<b>\$2,624.09</b>	<b>7.6900</b>	<b>\$2,360.83</b>	<b>-\$263.26</b>	<b>\$66.31</b>	<b>2.81</b>
LVMH MOET HENNESSY									
LOUIS VUITTON									
ADR									
Acquired 08/17/11 S	1.72	70	32.82	2,297.48	28.1000	1,967.00	-330.48	31.57	1.60
MITSUI & CO LTD ADR									
MITSY									
Acquired 03/29/11 S	1.90	7	359.79	2,518.55	309.5000	2,166.50	-352.05	88.26	4.07
NIPPON TELEGRAPH & TELEPHONE CORP SPONSORED ADR									
NITT									
Acquired 10/01/09 L nc	1.99	90	22.89	2,060.10	25.3300	2,279.70	219.60	68.22	2.99
NISSAN MTR LTD SPONS-ADR									
NSANY									
Acquired 11/16/10 L nc	1.91	123	18.64	2,293.72	17.7800	2,186.94	-106.78	37.76	1.72
PAN AMERICAN SILVER CORP									
PAAS									
Acquired 01/31/11 S	1.39	73	32.69	2,386.65	21.8100	1,592.13	-794.52	7.30	0.45
POTASH CORP OF SASKATCHEWAN INC									
POT									
Acquired 10/17/11 S	1.55	43	48.98	2,106.40	41.2800	1,775.04	-331.36	12.04	0.67
RIO TINTO PLC SPONSORED ADR									
RIO									
Acquired 12/15/09 L nc	1.50	35	204.63	1,790.56	48.9200	1,712.20	-78.36	40.88	2.38





MacWilliams Family Foundation  
 EIN #91-1810520  
 Wells Fargo #0131

**Stocks, options & ETFs**  
**Stocks and ETFs continued**

DESCRIPTION	% OF ACCOUNT	QUANTITY	ADJ PRICE/ ORIG PRICE	ADJ COST/ ORIG COST	CURRENT PRICE	CURRENT MARKET VALUE	UNREALIZED GAIN/LOSS	ESTIMATED	
								ANNUAL INCOME	ANNUAL YIELD (%)
ROYAL DUTCH SHELL PLC ADR CL A									
RDS/A									
Acquired 08/19/11 S	2.24	35	62.25	2,178.86	73.0900	2,558.15	379.29	99.96	3.90
SHIRE PLC									
SHPGY									
Acquired 05/16/11 S	2.09	23	94.27	2,168.35	103.9000	2,389.70	221.35	9.20	0.38
SIGNET JEWELERS LTD									
SIG									
Acquired 10/01/09 L nc	2.19	57	26.80	1,528.10	43.9600	2,505.72	977.62	22.80	0.90
SOHU COM INC									
SOHU									
Acquired 06/17/11 S	1.31	30	65.98	1,979.53	50.0000	1,500.00	-479.53	N/A	N/A
STATOIL ASA									
STO									
Acquired 10/01/09 L nc	2.11	94	21.91	2,059.54	25.6100	2,407.34	347.80	91.55	3.80
TELEFONICA BRASIL SA SPONSORED ADR									
VIV									
Acquired 06/14/11 S	2.13	89	N/A##	N/A	27.3300	2,432.37	N/A	204.78	8.41
TELENOR ASA-ADS									
TELNY									
Acquired 10/01/09 L nc	2.22	52	33.86	1,760.72	48.7700	2,536.04	775.32	93.18	3.67
TIM PARTICIPACOES S A SPONSORED ADR									
TSU									
Acquired 11/29/10 L nc	2.21	98	19.11	1,873.08	25.8000	2,528.40	655.32	60.56	2.39
VALE S A ADR									
VALE									
Acquired 03/29/11 S	1.41	75	32.82	2,461.64	21.4500	1,608.75	-852.89	2.10	0.13
VALEO SPONSORED ADR									
VLEEY									
Acquired 11/26/10 L nc	1.40	81	28.73	2,327.19	19.7800	1,602.18	-725.01	57.75	3.60

**Stocks, options & ETFs**  
**Stocks and ETFs continued**

DESCRIPTION	% OF ACCOUNT	QUANTITY	ADJ PRICE/ ORIG PRICE	ADJ COST/ ORIG COST	CURRENT PRICE	CURRENT MARKET VALUE	UNREALIZED GAIN/LOSS	ESTIMATED	
								ANNUAL INCOME	ANNUAL YIELD (%)
VOLKSWAGEN A G SPONSORED ADR VLKAY									
Acquired 12/27/10 L nc	2.03	87	27.94	2,430.90	26.6900	2,322.03	-108.87	41.84	1.80
WARNER CHILCOTT PLC CL A WCRX									
Acquired 03/11/11 S	1.38	104	23.03	2,395.98	15.1300	1,573.52	-822.46	N/A	N/A
YANZHOU COAL MNG LTD SPONSORED ADR REPSTG H SHS YZC									
Acquired 06/29/10 L nc	1.22	66	18.77	1,239.09	21.2100	1,399.86	160.77	53.46	3.81
<b>Total Stocks and ETFs</b>	<b>95.85</b>			<b>\$104,529.74</b>		<b>\$109,556.28</b>	<b>\$2,594.17</b>	<b>\$2,489.10</b>	<b>2.27</b>
<b>Total Stocks, options &amp; ETFs</b>	<b>95.85</b>			<b>\$104,529.74</b>		<b>\$109,556.28</b>	<b>\$2,594.17</b>	<b>\$2,489.10</b>	<b>2.27</b>

## Cost information for one or more securities is not available. If you have cost information and would like to see it on future statements, contact Your Financial Advisor.  
 nc Cost information for this tax lot is not covered by IRS reporting requirements. Unless indicated, cost for all other lots will be reported to the IRS.

**Activity detail**

DATE	ACCOUNT TYPE	TRANSACTION/ CHECK NUMBER	QUANTITY	DESCRIPTION	PRICE	AMOUNT	CASH AND SWEEP BALANCES
12/01				BEGINNING BALANCE			2,675.73
12/01	Cash	DIVIDEND		AUTOLIV INC 120111 32		14.40	2,690.13
12/05	Cash	DIVIDEND		PAN AMERICAN SILVER CORP 120511 73		1.82	
12/05	Cash	WITHHOLDING		FRGN-W/H @ SOURCE PAN AMERICAN SILVER CRP		-0.27	2,691.68
12/06	Cash	DIVIDEND		HITACHI LTD ADR 10 COM 120611 45		16.12	
12/06	Cash	DIVIDEND		KOMATSU LTD SPON ADR NEW 120511 82 AS OF 12/05/11		20.09	



**Additional information**

Gross proceeds

THIS PERIOD 0.00  
 THIS YEAR 172,141.41

**Portfolio detail**

**Cash and Sweep Balances**

Bank Deposit Sweep - Consists of monies held at Wells Fargo Bank, N.A. and (if amounts exceed \$250,000) at one or more other Wells Fargo affiliated banks. These assets are not covered by SIPC, but are instead eligible for FDIC insurance of up to \$250,000 per depositor, per institution, in accordance with FDIC rules. For additional information on the Bank Deposit Sweep for your account, please contact Your Financial Advisor.

DESCRIPTION	% OF ACCOUNT	ANNUAL PERCENTAGE YIELD EARNED*	CURRENT MARKET VALUE	ESTIMATED ANNUAL INCOME
BANK DEPOSIT SWEEP	14.18	0.02	125,690.23	25.13
Interest Period 12/01/11 - 12/31/11				
<b>Total Cash and Sweep Balances</b>	<b>14.18</b>		<b>\$125,690.23</b>	<b>\$25.13</b>

\* APYE measures the total amount of the interest paid on an account based on the interest rate and the frequency of the compounding during the interest period. The annual percentage yield earned is expressed as an annualized rate, based on a 365 day year.

**Stocks, options & ETFs**

**Stocks and ETFs**

DESCRIPTION	% OF ACCOUNT	QUANTITY	ADJ PRICE/ ORIG PRICE	ADJ COST/ ORIG COST	CURRENT PRICE	CURRENT MARKET VALUE	UNREALIZED GAIN/LOSS	ESTIMATED	
								ANNUAL INCOME	ANNUAL YIELD (%)
INTEL CORP									
INTC									
Acquired 02/19/93 L nc		4,960	1.58	7,872.45	120,280.00	112,407.55			
Acquired 12/30/96 L nc		1,600	0.98	1,575.00	38,800.00	37,225.00			
Acquired 08/06/97 L nc		8,000	0.17	1,392.00	194,000.00	192,608.00			
Acquired 12/30/97 L nc		4,800	0.27	1,331.20	116,400.00	115,068.80			
Acquired 11/16/11 S nc		12,000	24.68	296,250.00	291,000.00	-5,250.00			
<b>Total</b>	<b>85.82</b>	<b>31,360</b>		<b>\$308,420.65</b>	<b>\$760,480.00</b>	<b>\$452,059.35</b>			<b>3.46</b>
<b>Total Stocks and ETFs</b>	<b>85.82</b>			<b>\$308,420.65</b>	<b>\$760,480.00</b>	<b>\$452,059.35</b>			<b>3.46</b>
<b>Total Stocks, options &amp; ETFs</b>	<b>85.82</b>			<b>\$308,420.65</b>	<b>\$760,480.00</b>	<b>\$452,059.35</b>			<b>3.46</b>

nc Cost information for this tax lot is not covered by IDB. Unrecovered cost basis for all other lots will be reported to the IRS.

PY Cost Basis 755,134.24 +  
 Stock Sold 20,556.19 -  
 -----  
 CY Ending Cost Basis 734,578.05 \*

**Activity detail**

DATE	ACCOUNT TYPE	TRANSACTION	QUANTITY	DESCRIPTION	PRICE	AMOUNT
12/01	Cash	DIVIDEND	INTEL CORP 120111 25,275			5,307.75
12/30	Cash	INTEREST	BANK DEPOSIT SWEEP 123011 125,687			2.28

**Total Income and distributions: \$5,310.03**

**Withdrawals by check**

Entries that display a blank in the expense code field are checks generated by the firm based upon standing or specific instructions that you have provided

DATE	ACCOUNT TYPE	CHECK NUMBER	DESCRIPTION	EXPENSE CODE	AMOUNT
12/01	Cash	0001238	COUNTRYSIDE COMMUNITY CHURCH	Unspecified	-8,000.00
12/28	Cash	0001239	WARRIOR ATHLETIC CLUB	Unspecified	-10,000.00

**Total Withdrawals by check: -\$18,000.00**

**Electronic funds transfer**

DATE	ACCOUNT TYPE	TRANSACTION	DESCRIPTION	AMOUNT
12/15	Cash	AUTO ACTIVITY	IRS USATAXP 270174894820903	-268.00

**Total Electronic funds transfer: -\$268.00**

**Cash sweep activity**

Our Cash Sweep program allows you to earn a return on the idle cash balances in your account by automatically investing such balances into one of our cash sweep options. These 'sweep transactions' may represent a net amount for the day and occur on settlement date. The following section displays transfers into and out of your sweep option Transactions displayed here are Transfer To, Transfer From and Reinvested Dividends and Interest These transaction amounts are not included in your cash flow summary

DATE	TRANSACTION	DESCRIPTION	AMOUNT	DATE	TRANSACTION	DESCRIPTION	AMOUNT
12/01	BEGINNING BALANCE		138,648.20	12/28	TRANSFER FROM	BANK DEPOSIT SWEEP	-10,000.00
12/01	TRANSFER FROM	BANK DEPOSIT SWEEP	-8,000.00	12/30	REINVEST INT	BANK DEPOSIT SWEEP	2.28
12/02	TRANSFER TO	BANK DEPOSIT SWEEP	5,307.75	12/31	ENDING BALANCE		125,690.23
12/15	TRANSFER FROM	BANK DEPOSIT SWEEP	-268.00				

MacWilliams Family Foundation  
 EIN #91-1810520  
 Wells Fargo #1960

**Additional information**

Gross proceeds	THIS PERIOD 13,282.39	THIS YEAR 149,519.84	Foreign withholding	THIS PERIOD 0.00	THIS YEAR -5.12
----------------	--------------------------	-------------------------	---------------------	---------------------	--------------------

**Portfolio detail**

**Cash and Sweep Balances**

Bank Deposit Sweep - Consists of monies held at Wells Fargo Bank, N.A. and (if amounts exceed \$250,000) at one or more other Wells Fargo affiliated banks. These assets are not covered by SIPC, but are instead eligible for FDIC insurance of up to \$250,000 per depositor, per institution, in accordance with FDIC rules. For additional information on the Bank Deposit Sweep for your account, please contact Your Financial Advisor.

DESCRIPTION	% OF ACCOUNT	ANNUAL PERCENTAGE YIELD EARNED*	CURRENT MARKET VALUE	ESTIMATED ANNUAL INCOME
Cash	0.12	0.00	195.37	0.00
BANK DEPOSIT SWEEP	1.19	0.02	1,867.20	0.37
<b>Total Cash and Sweep Balances</b>	<b>1.32</b>		<b>\$2,062.57</b>	<b>\$0.37</b>

\* APYE measures the total amount of the interest paid on an account based on the interest rate and the frequency of the compounding during the interest period. The annual percentage yield earned is expressed as an annualized rate, based on a 365 day year

**Stocks, options & ETFs**

**Stocks and ETFs**

DESCRIPTION	% OF ACCOUNT	QUANTITY	ADJ PRICE/ ORIG PRICE	ADJ COST/ ORIG COST	CURRENT PRICE	CURRENT MARKET VALUE	UNREALIZED GAIN/LOSS	ESTIMATED	
								ANNUAL INCOME	ANNUAL YIELD (%)
<b>ABERCROMBIE &amp; FITCH CO ANF</b>									
Acquired 09/30/11 S		23	62.24	1,431.72		1,123.32	-308.40		
Acquired 11/04/11 S		8	57.98	463.89		390.72	-73.17		
<b>Total</b>	<b>0.97</b>	<b>31</b>		<b>\$1,895.61</b>	<b>48.8400</b>	<b>\$1,514.04</b>	<b>-\$381.57</b>	<b>\$21.70</b>	<b>1.43</b>
<b>ALLERGAN INC AGN</b>									
Acquired 11/04/09 L nc		4	57.92	231.68		350.96	119.28		
Acquired 02/05/10 L nc		6	57.46	344.76		526.44	181.68		
Acquired 10/29/10 L nc		16	72.06	1,152.96		1,403.84	250.88		
<b>Total</b>	<b>1.46</b>	<b>26</b>		<b>\$1,729.40</b>	<b>87.7400</b>	<b>\$2,281.24</b>	<b>\$551.84</b>	<b>\$5.20</b>	<b>0.23</b>



MacWilliams Family Foundation  
 EIN #91-1810520  
 Wells Fargo #1960

3.413

Page 5 of 20

**Stocks, options & ETFs**  
**Stocks and ETFs continued**

DESCRIPTION	% OF ACCOUNT	QUANTITY	ADJ PRICE/ ORIG PRICE	ADJ COST/ ORIG COST	CURRENT PRICE	CURRENT MARKET VALUE	UNREALIZED GAIN/LOSS	ESTIMATED	
								ANNUAL INCOME	ANNUAL YIELD (%)
AMAZON COM INC									
AMZN									
Acquired 09/14/10 L nc		2	144.75	289.51		346.20	56.69		
Acquired 08/23/11 S		4	188.75	755.04		692.40	-62.64		
<b>Total</b>	<b>0.66</b>	<b>6</b>		<b>\$1,044.55</b>	<b>173.1000</b>	<b>\$1,038.60</b>	<b>-\$5.95</b>	<b>N/A</b>	<b>N/A</b>
AMERICAN ELECTRIC POWER INC									
AEP									
Acquired 05/20/11 S	1.19	45	38.63	1,738.58	41.3100	1,858.95	120.37	84.60	4.55
AMERICAN EXPRESS COMPANY									
AXP									
Acquired 10/24/11 S	0.96	32	49.92	1,597.62	47.1700	1,509.44	-88.18	23.04	1.52
APPLE INC									
AAPL									
Acquired 06/17/08 L nc		6	181.45	1,088.74		2,430.00	1,341.26		
Acquired 07/02/08 L nc		3	172.78	518.36		1,215.00	696.64		
Acquired 07/09/08 L nc		2	178.95	357.90		810.00	452.10		
Acquired 01/27/09 L nc		3	90.30	270.91		1,215.00	944.09		
Acquired 01/28/09 L nc		2	94.62	189.25		810.00	620.75		
Acquired 01/29/09 L nc		2	93.92	187.86		810.00	622.14		
Acquired 03/18/09 L nc		6	101.17	607.07		2,430.00	1,822.93		
Acquired 04/29/09 L nc		2	126.30	252.62		810.00	557.38		
Acquired 05/27/09 L nc		4	134.56	538.26		1,620.00	1,081.74		
Acquired 10/30/09 L nc		2	194.56	389.12		810.00	420.88		
Acquired 02/05/10 L nc		1	192.49	192.50		405.00	212.50		
<b>Total</b>	<b>8.52</b>	<b>33</b>		<b>\$4,592.59</b>	<b>405.0000</b>	<b>\$13,365.00</b>	<b>\$8,772.41</b>	<b>N/A</b>	<b>N/A</b>
ASML HOLDING NV-NY REG SHARES									
ASML									
Acquired 10/28/11 S		19	43.09	818.87		794.01	-24.86		
Acquired 12/07/11 S		27	42.05	1,135.44		1,128.33	-7.11		
<b>Total</b>	<b>1.23</b>	<b>46</b>		<b>\$1,954.31</b>	<b>41.7900</b>	<b>\$1,922.34</b>	<b>-\$31.97</b>	<b>\$22.86</b>	<b>1.19</b>
BG GROUP PLC SPON ADR BRGY									
Acquired 04/20/11 S	0.96	14	125.86	1,762.05	107.0000	1,498.00	-264.05	15.80	1.05

**Stocks, options & ETFs**  
**Stocks and ETFs continued**

DESCRIPTION	% OF ACCOUNT	QUANTITY	ADJ PRICE/ ORIG PRICE	ADJ COST/ ORIG COST	CURRENT PRICE	CURRENT MARKET VALUE	UNREALIZED GAIN/LOSS	ESTIMATED	
								ANNUAL INCOME	ANNUAL YIELD (%)
<b>BIOGEN IDEC INC</b>									
BLIB									
Acquired 11/02/11 S		7	113.47	794.35		770.35	-24.00		
Acquired 11/23/11 S		6	111.45	668.73		660.30	-8.43		
<b>Total</b>	<b>0.91</b>	<b>13</b>		<b>\$1,463.08</b>	<b>110.0500</b>	<b>\$1,430.65</b>	<b>-\$32.43</b>	<b>N/A</b>	<b>N/A</b>
<b>BOEING CO</b>									
BA									
Acquired 06/10/10 L nc		7	62.77	439.43		513.45	74.02		
Acquired 07/22/10 L nc		9	66.14	595.31		660.15	64.84		
Acquired 12/05/11 S		10	71.33	713.31		733.50	20.19		
<b>Total</b>	<b>1.22</b>	<b>26</b>		<b>\$1,748.05</b>	<b>73.3500</b>	<b>\$1,907.10</b>	<b>\$159.05</b>	<b>\$45.76</b>	<b>2.40</b>
<b>BORG WARNER INC</b>									
BWA									
Acquired 08/11/10 L nc		13	45.19	587.54		828.62	241.08		
Acquired 10/28/11 S		5	75.00	375.02		318.70	-56.32		
Acquired 12/06/11 S		10	69.94	699.44		637.40	-62.04		
<b>Total</b>	<b>1.14</b>	<b>28</b>		<b>\$1,662.00</b>	<b>63.7400</b>	<b>\$1,784.72</b>	<b>\$122.72</b>	<b>N/A</b>	<b>N/A</b>
<b>CERNER CORP</b>									
CERN									
Acquired 11/22/11 S		13	57.27	744.53		796.25	51.72		
<b>Total</b>	<b>0.51</b>	<b>13</b>		<b>744.53</b>	<b>61.2500</b>	<b>796.25</b>	<b>51.72</b>	<b>N/A</b>	<b>N/A</b>
<b>CITRIX SYSTEM INC</b>									
CTXS									
Acquired 10/23/09 L nc		2	39.33	78.67		121.44	42.77		
Acquired 04/22/10 L nc		19	47.14	895.72		1,153.68	257.96		
Acquired 07/27/10 L nc		11	47.81	526.00		667.92	141.92		
Acquired 10/25/10 L nc		7	61.04	427.33		425.04	-2.29		
<b>Total</b>	<b>1.51</b>	<b>39</b>		<b>\$1,927.72</b>	<b>60.7200</b>	<b>\$2,368.08</b>	<b>\$440.36</b>	<b>N/A</b>	<b>N/A</b>
<b>COACH INC</b>									
COH									
Acquired 01/28/10 L nc		30	34.84	1,045.48		1,831.20	785.72		
<b>Total</b>	<b>1.17</b>	<b>30</b>		<b>1,045.48</b>	<b>61.0400</b>	<b>1,831.20</b>	<b>785.72</b>	<b>27.00</b>	<b>1.47</b>
<b>COCA-COLA COMPANY</b>									
KO									
Acquired 01/28/10 L nc		3	54.50	163.50		209.91	46.41		
Acquired 02/10/10 L nc		8	53.80	430.41		559.76	129.35		
Acquired 03/05/10 L nc		26	54.76	1,423.87		1,819.22	395.35		



MacWilliams Family Foundation  
 EIN #91-1810520  
 Wells Fargo #1960

**Stocks, options & ETFs**  
**Stocks and ETFs continued**


DESCRIPTION	QUANTITY	ADJ PRICE/ ORIG PRICE	ADJ COST/ ORIG COST	CURRENT PRICE	CURRENT MARKET VALUE	UNREALIZED GAIN/LOSS	ESTIMATED	
							ANNUAL INCOME	ANNUAL YIELD (%)
Acquired 05/19/11 S	19	68.29	1,297.52		1,329.43	31.91		
Acquired 06/22/11 S	20	66.77	1,335.47		1,399.40	63.93		
<b>Total</b>	<b>76</b>		<b>\$4,650.77</b>	<b>69.9700</b>	<b>\$5,317.72</b>	<b>\$666.95</b>	<b>\$142.88</b>	<b>2.69</b>
COMERICA INC								
CMA								
Acquired 04/06/11 S	52	37.39	1,944.60	25.8000	1,341.60	-603.00	20.80	1.55
COVDIEN PLC								
COV								
Acquired 01/26/10 L nc	9	50.98	458.87		405.09	-53.78		
Acquired 02/01/10 L nc	13	50.14	651.93		585.13	-66.80		
Acquired 04/29/10 L nc	16	48.48	775.82		720.16	-55.66		
<b>Total</b>	<b>38</b>		<b>\$1,886.62</b>	<b>45.0100</b>	<b>\$1,710.38</b>	<b>-\$176.24</b>	<b>\$34.20</b>	<b>2.00</b>
DANAHER CORP								
DHR								
Acquired 05/17/11 S	32	53.51	1,712.37	47.0400	1,505.28	-207.09	3.20	0.21
E M C CORP MASS								
EMC								
Acquired 08/10/09 L nc	6	15.14	90.87		129.24	38.37		
Acquired 08/10/09 L nc	22	15.03	330.76		473.88	143.12		
Acquired 08/1/09 L nc	31	15.08	467.79		667.74	199.95		
Acquired 10/30/09 L nc	22	16.70	367.58		473.88	106.30		
<b>Total</b>	<b>81</b>		<b>\$1,257.00</b>	<b>21.5400</b>	<b>\$1,744.74</b>	<b>\$487.74</b>	<b>N/A</b>	<b>N/A</b>
EDWARDS LIFESCIENCE CORP								
EW								
Acquired 12/12/11 S	23	67.76	1,558.56	70.7000	1,626.10	67.54	N/A	N/A
EOG RESOURCES INC								
EOG								
Acquired 10/13/10 L nc	14	98.62	1,380.71		1,379.14	-1.57		
Acquired 02/24/11 S	4	111.05	444.22		394.04	-50.18		
Acquired 12/06/11 S	9	104.92	944.32		886.59	-57.73		
<b>Total</b>	<b>27</b>		<b>\$2,769.25</b>	<b>98.5100</b>	<b>\$2,659.77</b>	<b>-\$109.48</b>	<b>\$17.28</b>	<b>0.65</b>
EXPRESS SCRIPTS INC								
CL A								
ESRX								
Acquired 06/11/10 L nc	23	52.66	1,211.28		1,027.87	-183.41		
Acquired 05/17/11 S	15	59.60	894.10		670.35	-223.75		



MacWilliams Family Foundation  
 EIN #91-1810520  
 Wells Fargo #1960

**Stocks, options & ETFs**  
**Stocks and ETFs continued**

DESCRIPTION	% OF ACCOUNT	QUANTITY	ADJ PRICE/ ORIG PRICE	ADJ COST/ ORIG COST	CURRENT PRICE	CURRENT MARKET VALUE	UNREALIZED GAIN/LOSS	ESTIMATED	
								ANNUAL INCOME	ANNUAL YIELD (%)
<b>Total</b>	<b>1.08</b>	<b>38</b>		<b>\$2,105.38</b>	<b>44.6900</b>	<b>\$1,698.22</b>	<b>-\$407.16</b>	<b>N/A</b>	<b>N/A</b>
FAMILY DOLLAR STORES INC									
FDO									
Acquired 10/17/11 S		24	55.32	1,327.77		1,383.84	56.07		
Acquired 10/18/11 S		4	55.14	220.60		230.64	10.04		
Acquired 12/06/11 S		13	59.06	767.87		749.58	-18.29		
<b>Total</b>	<b>1.51</b>	<b>41</b>		<b>\$2,316.24</b>	<b>57.6600</b>	<b>\$2,364.06</b>	<b>\$47.82</b>	<b>\$29.52</b>	<b>1.25</b>
GOOGLE INC CL A									
GOOG									
Acquired 02/11/11 S		3	618.22	1,854.68		1,937.70	83.02		
Acquired 02/14/11 S		1	628.33	628.34		645.90	17.56		
Acquired 02/24/11 S		2	612.06	1,224.14		1,291.80	67.66		
Acquired 04/01/11 S		1	592.04	592.04		645.90	53.86		
Acquired 05/05/11 S		2	536.30	1,072.60		1,291.80	219.20		
Acquired 08/03/11 S		2	595.15	1,190.31		1,291.80	101.49		
Acquired 12/01/11 S		1	600.03	600.03		645.90	45.87		
<b>Total</b>	<b>4.94</b>	<b>12</b>		<b>\$7,162.14</b>	<b>645.9000</b>	<b>\$7,750.80</b>	<b>\$588.66</b>	<b>N/A</b>	<b>N/A</b>
ILLUMINA INC									
ILMN									
Acquired 01/12/11 S		8	66.43	531.50		243.84	-287.66		
Acquired 03/16/11 S		12	64.31	771.83		365.76	-406.07		
Acquired 04/29/11 S		13	71.41	928.44		396.24	-532.20		
Acquired 07/28/11 S		12	60.18	722.23		365.76	-356.47		
<b>Total</b>	<b>0.87</b>	<b>45</b>		<b>\$2,954.00</b>	<b>30.4800</b>	<b>\$1,371.60</b>	<b>-\$1,582.40</b>	<b>N/A</b>	<b>N/A</b>
INTEL CORP									
INTC									
Acquired 05/19/11 S		36	23.34	840.28		873.00	32.72		
Acquired 05/19/11 S		38	23.42	890.13		921.50	31.37		
<b>Total</b>	<b>1.14</b>	<b>74</b>		<b>\$1,730.41</b>	<b>24.2500</b>	<b>\$1,794.50</b>	<b>\$64.09</b>	<b>\$62.16</b>	<b>3.46</b>
JOHNSON & JOHNSON									
JNJ									
Acquired 06/24/11 S		24	65.27	1,566.60		1,573.92	7.32		
Acquired 07/20/11 S		13	66.23	861.11		852.54	-8.57		
<b>Total</b>	<b>1.55</b>	<b>37</b>		<b>\$2,427.71</b>	<b>65.5800</b>	<b>\$2,426.46</b>	<b>-\$1.25</b>	<b>\$84.36</b>	<b>3.48</b>



**Stocks, options & ETFs**  
**Stocks and ETFs continued**

DESCRIPTION	% OF ACCOUNT	QUANTITY	ADJ PRICE/ ORIG PRICE	ADJ COST/ ORIG COST	CURRENT PRICE	CURRENT MARKET VALUE	UNREALIZED GAIN/LOSS	ESTIMATED	
								ANNUAL INCOME	ANNUAL YIELD (%)
<b>JPMORGAN CHASE &amp; CO</b>									
JPM									
Acquired 12/05/11 S	1.48	70	33.59	2,351.55	33.2500	2,327.50	-24.05	70.00	3.00
<b>JUNIPER NETWORK INC</b>									
JNPR									
Acquired 11/11/10 L nc		47	34.41	1,617.55		959.27	-658.28		
Acquired 03/04/11 S		16	43.96	703.49		326.56	-376.93		
<b>Total</b>	<b>0.82</b>	<b>63</b>		<b>\$2,321.04</b>	<b>20.4100</b>	<b>\$1,285.83</b>	<b>-\$1,035.21</b>	<b>N/A</b>	<b>N/A</b>
<b>KIMBERLY-CLARK CORP</b>									
KMB									
Acquired 09/23/11 S		1	69.57	69.57		73.56	3.99		
Acquired 09/30/11 S		21	71.35	1,498.47		1,544.76	46.29		
<b>Total</b>	<b>1.03</b>	<b>22</b>		<b>\$1,568.04</b>	<b>73.5600</b>	<b>\$1,618.32</b>	<b>\$50.28</b>	<b>\$61.60</b>	<b>3.81</b>
<b>KOHL'S CORP</b>									
KSS									
Acquired 08/11/11 S		7	47.60	333.26		345.45	12.19		
Acquired 09/15/11 S		10	46.94	469.43		493.50	24.07		
Acquired 09/29/11 S		16	48.20	771.22		789.60	18.38		
<b>Total</b>	<b>1.04</b>	<b>33</b>		<b>\$1,573.91</b>	<b>49.3500</b>	<b>\$1,628.55</b>	<b>\$54.64</b>	<b>\$33.00</b>	<b>2.03</b>
<b>KROGER COMPANY COMMON</b>									
KR									
Acquired 06/23/11 S		67	24.69	1,654.23		1,622.74	-31.49		
Acquired 07/06/11 S		37	25.23	933.73		896.14	-37.59		
<b>Total</b>	<b>1.61</b>	<b>104</b>		<b>\$2,587.96</b>	<b>24.2200</b>	<b>\$2,518.88</b>	<b>-\$69.08</b>	<b>\$47.84</b>	<b>1.90</b>
<b>LAS VEGAS SANDS CORP</b>									
LVS									
Acquired 06/07/11 S		37	40.60	1,502.49		1,581.01	78.52		
Acquired 08/04/11 S		9	45.94	413.52		384.57	-28.95		
Acquired 09/27/11 S		7	45.65	319.58		299.11	-20.47		
<b>Total</b>	<b>1.44</b>	<b>53</b>		<b>\$2,235.59</b>	<b>42.7300</b>	<b>\$2,264.69</b>	<b>\$29.10</b>	<b>N/A</b>	<b>N/A</b>
<b>LAUDER ESTEE COS INC</b>									
CL A									
EL									
Acquired 08/11/11 S		16	94.42	1,510.74		1,797.12	286.38		
Acquired 08/15/11 S		3	93.57	280.72		336.96	56.24		

MacWilliams Family Foundation  
 EIN #91-1810520  
 Wells Fargo #1960

**Stocks, options & ETFs**  
**Stocks and ETFs continued**

DESCRIPTION	% OF ACCOUNT	QUANTITY	ADJ PRICE/ ORIG PRICE	ADJ COST/ ORIG COST	CURRENT PRICE	CURRENT MARKET VALUE	UNREALIZED GAIN/LOSS	ESTIMATED	
								ANNUAL INCOME	ANNUAL YIELD (%)
<b>Total</b>	<b>1.36</b>	<b>19</b>		<b>\$1,791.46</b>	<b>112.3200</b>	<b>\$2,134.08</b>	<b>\$342.62</b>	<b>\$19.95</b>	<b>0.93</b>
LORILLARD INC LO Acquired 10/03/11 S	0.95	13	114.06	1,482.81	114.0000	1,482.00	-0.81	67.60	4.56
MCDONALDS CORP MCD Acquired 05/27/11 S	1.98	31	81.81	2,536.20	100.3300	3,110.23	574.03	86.80	2.79
MEAD JOHNSON NUTRITION CO MJN Acquired 12/21/09 L nc Acquired 01/06/10 L nc Acquired 01/28/10 L nc Acquired 12/23/11 S		4 16 12 6	42.43 44.80 45.71 66.51	169.74 716.85 548.56 399.12		274.92 1,099.68 824.76 412.38	105.18 382.83 276.20 13.26		
<b>Total</b>	<b>1.67</b>	<b>38</b>		<b>\$1,834.27</b>	<b>68.7300</b>	<b>\$2,611.74</b>	<b>\$777.47</b>	<b>\$39.52</b>	<b>1.51</b>
MICROSOFT CORP MSFT Acquired 08/10/11 S Acquired 08/18/11 S		32 90	24.67 24.75	789.60 2,227.80		830.72 2,336.40	41.12 108.60		
<b>Total</b>	<b>2.02</b>	<b>122</b>		<b>\$3,017.40</b>	<b>25.9600</b>	<b>\$3,167.12</b>	<b>\$149.72</b>	<b>\$97.60</b>	<b>3.08</b>
MONSANTO CO NEW MON Acquired 05/31/11 S Acquired 06/30/11 S Acquired 10/17/11 S		31 12 9	70.84 71.47 74.25	2,196.26 857.69 668.26		2,172.17 840.84 630.63	-24.09 -16.85 -37.63		
<b>Total</b>	<b>2.32</b>	<b>52</b>		<b>\$3,722.21</b>	<b>70.0700</b>	<b>\$3,643.64</b>	<b>-\$78.57</b>	<b>\$62.40</b>	<b>1.71</b>
NATIONAL OILWELL VARCO INC NOV Acquired 03/18/11 S Acquired 07/27/11 S		21 12	77.99 80.53	1,637.98 966.44		1,427.79 815.88	-210.19 -150.56		
<b>Total</b>	<b>1.43</b>	<b>33</b>		<b>\$2,604.42</b>	<b>67.9900</b>	<b>\$2,243.67</b>	<b>-\$360.75</b>	<b>\$15.84</b>	<b>0.71</b>
NETFLIX COM INC NFLX Acquired 11/04/11 S	1.02	23	90.17	2,074.07	69.2900	1,593.67	-480.40	N/A	N/A



MacWilliams Family Foundation  
 EIN #91-1810520  
 Wells Fargo #1960

3.419


**Stocks, options & ETFs**  
**Stocks and ETFs continued**

DESCRIPTION	% OF ACCOUNT	QUANTITY	ADJ PRICE/ ORIG PRICE	ADJ COST/ ORIG COST	CURRENT PRICE	CURRENT MARKET VALUE	UNREALIZED GAIN/LOSS	ESTIMATED	
								ANNUAL INCOME	ANNUAL YIELD (%)
<b>ORACLE CORPORATION</b>									
ORCL									
Acquired 09/25/09 L nc		27	20.90	564.30		692.55	128.25		
Acquired 04/13/10 L nc		86	26.15	2,249.05		2,205.90	-43.15		
Acquired 09/28/10 L nc		36	27.02	972.89		923.40	-49.49		
Acquired 12/16/10 L nc		24	30.63	735.18		615.60	-119.58		
Acquired 09/22/11 S		7	28.65	200.59		179.55	-21.04		
<b>Total</b>	<b>2.94</b>	<b>180</b>		<b>\$4,722.01</b>	<b>25.6500</b>	<b>\$4,617.00</b>	<b>-\$105.01</b>	<b>\$43.20</b>	<b>0.94</b>
<b>PEPSICO INCORPORATED</b>									
PEP									
Acquired 06/23/11 S		18	68.07	1,225.43		1,194.30	-31.13		
Acquired 09/22/11 S		7	60.23	421.68		464.45	42.77		
<b>Total</b>	<b>1.06</b>	<b>25</b>		<b>\$1,647.11</b>	<b>66.3500</b>	<b>\$1,658.75</b>	<b>\$11.64</b>	<b>\$51.50</b>	<b>3.10</b>
<b>PRAXAIR INC</b>									
PX									
Acquired 08/31/11 S	1.09	16	99.30	1,588.82	106.9000	1,710.40	121.58	32.00	1.87
<b>PRECISION CASTPARTS CORP</b>									
PCP									
Acquired 07/29/10 L nc		11	122.53	1,347.89		1,812.69	464.80		
Acquired 08/18/10 L nc		6	122.44	734.65		988.74	254.09		
Acquired 10/21/10 L nc		5	135.80	679.01		823.95	144.94		
<b>Total</b>	<b>2.31</b>	<b>22</b>		<b>\$2,761.55</b>	<b>164.7900</b>	<b>\$3,625.38</b>	<b>\$863.83</b>	<b>\$2.64</b>	<b>0.07</b>
<b>PROCTER &amp; GAMBLE CO</b>									
PG									
Acquired 09/25/09 L nc		1	58.18	58.18		66.71	8.53		
Acquired 05/12/11 S		14	66.27	927.84		933.94	6.10		
Acquired 05/17/11 S		12	67.44	809.35		800.52	-8.83		
Acquired 06/22/11 S		9	64.34	579.13		600.39	21.26		
<b>Total</b>	<b>1.53</b>	<b>36</b>		<b>\$2,374.50</b>	<b>66.7100</b>	<b>\$2,401.56</b>	<b>\$27.06</b>	<b>\$75.60</b>	<b>3.15</b>
<b>QUALCOMM INC</b>									
QCOM									
Acquired 07/21/11 S		31	56.72	1,758.37		1,695.70	-62.67		
Acquired 11/18/11 S		13	56.12	729.60		711.10	-18.50		
<b>Total</b>	<b>1.54</b>	<b>44</b>		<b>\$2,487.97</b>	<b>54.7000</b>	<b>\$2,406.80</b>	<b>-\$81.17</b>	<b>\$37.84</b>	<b>1.57</b>

MacWilliams Family Foundation  
 EIN #91-1810520  
 Wells Fargo #1960

**Stocks, options & ETFs**  
**Stocks and ETFs continued**

DESCRIPTION	% OF ACCOUNT	QUANTITY	ADJ PRICE/ ORIG PRICE	ADJ COST/ ORIG COST	CURRENT PRICE	CURRENT MARKET VALUE	UNREALIZED GAIN/LOSS	ESTIMATED	
								ANNUAL INCOME	ANNUAL YIELD (%)
<b>RANGE RESOURCES CORP</b>									
RRC									
Acquired 09/25/09 L nc		15	49.63	744.59		929.10	184.51		
Acquired 12/18/09 L nc		6	50.29	301.74		371.64	69.90		
<b>Total</b>	<b>0.83</b>	<b>21</b>		<b>\$1,046.33</b>	<b>61.9400</b>	<b>\$1,300.74</b>	<b>\$254.41</b>	<b>\$3.36</b>	<b>0.26</b>
<b>ROCKWELL AUTOMATION INC</b>									
ROK									
Acquired 12/08/11 S	1.45	31	76.53	2,372.67	73.3700	2,274.47	-98.20	52.70	2.31
<b>SALESFORCE COM</b>									
CRM									
Acquired 12/06/11 S	0.78	12	124.21	1,490.54	101.4600	1,217.52	-273.02	N/A	N/A
<b>SANDISK CORPORATION</b>									
SNDK									
Acquired 12/06/11 S		32	50.56	1,618.00		1,574.72	-43.28		
Acquired 12/23/11 S		7	49.80	348.65		344.47	-4.18		
<b>Total</b>	<b>1.22</b>	<b>39</b>		<b>\$1,966.65</b>	<b>49.2100</b>	<b>\$1,919.19</b>	<b>-\$47.46</b>	<b>N/A</b>	<b>N/A</b>
<b>SCHLUMBERGER LTD</b>									
SLB									
Acquired 01/11/10 L nc		10	70.04	700.43		683.10	-17.33		
Acquired 01/28/10 L nc		5	65.38	326.94		341.55	14.61		
Acquired 11/15/10 L nc		9	74.44	670.05		614.79	-55.26		
Acquired 02/04/11 S		10	89.25	892.55		683.10	-209.45		
Acquired 10/26/11 S		11	69.83	768.24		751.41	-16.83		
Acquired 12/01/11 S		10	75.88	758.82		683.10	-75.72		
<b>Total</b>	<b>2.40</b>	<b>55</b>		<b>\$4,117.03</b>	<b>68.3100</b>	<b>\$3,757.05</b>	<b>-\$359.98</b>	<b>\$55.00</b>	<b>1.46</b>
<b>SIGMA ALDRICH CORP</b>									
SIAL									
Acquired 06/21/11 S		7	69.13	483.92		437.22	-46.70		
Acquired 06/22/11 S		5	69.25	346.30		312.30	-34.00		
Acquired 07/07/11 S		11	75.84	834.35		687.06	-147.29		
<b>Total</b>	<b>0.92</b>	<b>23</b>		<b>\$1,664.57</b>	<b>62.4600</b>	<b>\$1,436.58</b>	<b>-\$227.99</b>	<b>\$16.56</b>	<b>1.15</b>
<b>STARBUCKS CORP</b>									
SBUX									
Acquired 05/10/10 L nc		3	26.79	80.37		138.03	57.66		
Acquired 05/13/10 L nc		27	27.45	741.30		1,242.27	500.97		



MacWilliams Family Foundation  
 EIN #91-1810520  
 Wells Fargo #1960

**Stocks, options & ETFs**  
**Stocks and ETFs continued**

DESCRIPTION	% OF ACCOUNT	QUANTITY	ADJ PRICE/ ORIG PRICE	ADJ COST/ ORIG COST	CURRENT PRICE	CURRENT MARKET VALUE	UNREALIZED GAIN/LOSS	ESTIMATED	
								ANNUAL INCOME	ANNUAL YIELD (%)
Acquired 09/27/10 L nc		32	26.31	842.04		1,472.32	630.28		
<b>Total</b>	<b>1.82</b>	<b>62</b>		<b>\$1,663.71</b>	<b>46.0100</b>	<b>\$2,852.62</b>	<b>\$1,188.91</b>	<b>\$42.16</b>	<b>1.48</b>
STARWOOD HOTELS & RESORTS WORLDWIDE INC									
HOT									
Acquired 01/26/11 S		27	61.56	1,662.19		1,295.19	-367.00		
Acquired 08/04/11 S		17	47.06	800.13		815.49	15.36		
Acquired 08/23/11 S		7	40.64	284.52		335.79	51.27		
<b>Total</b>	<b>1.56</b>	<b>51</b>		<b>\$2,746.84</b>	<b>47.9700</b>	<b>\$2,446.47</b>	<b>-\$300.37</b>	<b>\$25.50</b>	<b>1.04</b>
STERICYCLE INC									
SRCL									
Acquired 08/22/11 S	0.45	9	81.03	729.32	77.9200	701.28	-28.04	N/A	N/A
TIME WARNER INC NEW									
TWX									
Acquired 05/20/11 S	1.08	47	36.95	1,736.82	36.1400	1,698.58	-38.24	44.18	2.60
TYCO INTERNATIONAL LTD									
SHS									
TYC									
Acquired 06/13/11 S		18	46.72	841.09		840.78	-0.31		
Acquired 06/29/11 S		20	48.88	977.77		934.20	-43.57		
<b>Total</b>	<b>1.13</b>	<b>38</b>		<b>\$1,818.86</b>	<b>46.7100</b>	<b>\$1,774.98</b>	<b>-\$43.88</b>	<b>\$38.00</b>	<b>2.14</b>
TYSON FOODS INC CL A									
TSN									
Acquired 06/28/11 S		87	18.99	1,652.92		1,795.68	142.76		
Acquired 08/10/11 S		23	16.44	378.12		474.72	96.60		
<b>Total</b>	<b>1.45</b>	<b>110</b>		<b>\$2,031.04</b>	<b>20.6400</b>	<b>\$2,270.40</b>	<b>\$239.36</b>	<b>\$17.60</b>	<b>0.78</b>
UNION PACIFIC CORP									
UNP									
Acquired 10/05/11 S		17	85.80	1,458.72		1,800.98	342.26		
Acquired 10/07/11 S		9	88.94	800.54		953.46	152.92		
<b>Total</b>	<b>1.76</b>	<b>26</b>		<b>\$2,259.26</b>	<b>105.9400</b>	<b>\$2,754.44</b>	<b>\$495.18</b>	<b>\$62.40</b>	<b>2.27</b>
UNITED TECHNOLOGIES CORP									
UTX									
Acquired 09/25/09 L nc	0.93	20	61.45	1,229.00	73.0900	1,461.80	232.80	38.40	2.62

MacWilliams Family Foundation  
 EIN #91-1810520  
 Wells Fargo #1960

**Stocks, options & ETFs**  
**Stocks and ETFs continued**

DESCRIPTION	% OF ACCOUNT	QUANTITY	ADJ PRICE/ ORIG PRICE	ADJ COST/ ORIG COST	CURRENT PRICE	CURRENT MARKET VALUE	UNREALIZED GAIN/LOSS	ESTIMATED	
								ANNUAL INCOME	ANNUAL YIELD (%)
<b>UNITEDHEALTH GROUP</b>									
INC									
UNH									
Acquired 01/21/10 L nc		2	34.19	68.39		101.36	32.97		
Acquired 06/16/10 L nc		23	31.56	726.06		1,165.64	439.58		
Acquired 10/25/10 L nc		18	37.68	678.39		912.24	233.85		
<b>Total</b>	<b>1.39</b>	<b>43</b>		<b>\$1,472.84</b>	<b>50.6800</b>	<b>\$2,179.24</b>	<b>\$706.40</b>	<b>\$27.95</b>	<b>1.28</b>
<b>V F CORPORATION</b>									
VFC									
Acquired 04/22/10 L nc		2	86.11	172.22		253.98	81.76		
Acquired 07/14/10 L nc		9	75.96	683.68		1,142.91	459.23		
Acquired 10/28/10 L nc		5	83.48	417.41		634.95	217.54		
<b>Total</b>	<b>1.30</b>	<b>16</b>		<b>\$1,273.31</b>	<b>126.9900</b>	<b>\$2,031.84</b>	<b>\$758.53</b>	<b>\$46.08</b>	<b>2.27</b>
<b>VERIFONE SYSTEMS INC</b>									
PAY									
Acquired 09/19/11 S		21	38.01	798.25		745.92	-52.33		
Acquired 11/02/11 S		10	41.66	416.63		355.20	-61.43		
<b>Total</b>	<b>0.70</b>	<b>31</b>		<b>\$1,214.88</b>	<b>35.5200</b>	<b>\$1,101.12</b>	<b>-\$113.76</b>	<b>N/A</b>	<b>N/A</b>
<b>WAL-MART STORES INC</b>									
WMT									
Acquired 06/23/11 S		7	52.85	369.99		418.32	48.33		
Acquired 10/04/11 S		12	52.26	627.21		717.12	89.91		
<b>Total</b>	<b>0.72</b>	<b>19</b>		<b>\$997.20</b>	<b>59.7600</b>	<b>\$1,135.44</b>	<b>\$138.24</b>	<b>\$27.74</b>	<b>2.44</b>
<b>WATERS CORPORATION</b>									
WAT									
Acquired 02/09/11 S		14	77.40	1,083.72		1,036.70	-47.02		
Acquired 05/26/11 S		8	98.08	784.64		592.40	-192.24		
Acquired 07/26/11 S		4	90.17	360.69		296.20	-64.49		
<b>Total</b>	<b>1.23</b>	<b>26</b>		<b>\$2,229.05</b>	<b>74.0500</b>	<b>\$1,925.30</b>	<b>-\$303.75</b>	<b>N/A</b>	<b>N/A</b>



MacWilliams Family Foundation  
 EIN #91-1810520  
 Wells Fargo #1960

**Stocks, options & ETFs**  
**Stocks and ETFs continued**

DESCRIPTION	% OF ACCOUNT	QUANTITY	ADJ PRICE/ ORIG PRICE	ADJ COST/ ORIG COST	CURRENT PRICE	CURRENT MARKET VALUE	UNREALIZED GAIN/LOSS	ESTIMATED ANNUAL INCOME	ESTIMATED ANNUAL YIELD (%)
YUM BRANDS INC									
YUM	1.28	34	55.89	1,900.27	59.0100	2,006.34	106.07	38.76	1.93
Acquired 05/25/11 S									
<b>Total Stocks and ETFs</b>	<b>98.68</b>			<b>\$142,623.70</b>		<b>\$154,712.05</b>	<b>\$12,088.35</b>	<b>\$2,021.68</b>	<b>1.31</b>
<b>Total Stocks, options &amp; ETFs</b>	<b>98.68</b>			<b>\$142,623.70</b>		<b>\$154,712.05</b>	<b>\$12,088.35</b>	<b>\$2,021.68</b>	<b>1.31</b>

nc Cost information for this tax lot is not covered by IRS reporting requirements Unless indicated, cost for all other lots will be reported to the IRS

**Activity detail**

DATE	ACCOUNT TYPE	TRANSACTION/ CHECK NUMBER	QUANTITY	DESCRIPTION	PRICE	AMOUNT	CASH AND SWEEP BALANCES
12/01				BEGINNING BALANCE			4,182.61
12/01	Cash	DIVIDEND		ALLERGAN INC 120111 26		1.30	
12/01	Cash	DIVIDEND		INTEL CORP 120111 110		23.10	
12/01	Cash	DIVIDEND		KROGER COMPANY COMMON 120111 104		11.96	
12/01	Cash	SALE	-24.00000	PEPSICO INCORPORATED WE ACTED AS AGENT FOR YOUR ACCOUNT	64.0607	1,537.43	
12/01	Cash	PURCHASE	1.00000	GOOGLE INC CL A WE ACTED AS AGENT FOR YOUR ACCOUNT	600.0306	-600.03	
12/01	Cash	PURCHASE	10.00000	SCHLUMBERGER LTD WE ACTED AS AGENT FOR YOUR ACCOUNT	75.8818	-758.82	
12/02	Cash	DIVIDEND		BOEING CO 120211 16		6.72	
12/02	Cash	DIVIDEND		STARBUCKS CORP 120211 62		10.54	
12/02	Cash	SALE	-28.00000	MICROSOFT CORP WE ACTED AS AGENT FOR YOUR ACCOUNT	25.2545	707.11	
							4,397.55
							5,121.92



**Additional information**

Gross proceeds	THIS PERIOD 8,551.15	THIS YEAR 272,096.31	Foreign withholding	THIS PERIOD 0.00	THIS YEAR -45.34
----------------	-------------------------	-------------------------	---------------------	---------------------	---------------------

**Portfolio detail**

**Cash and Sweep Balances**

Bank Deposit Sweep - Consists of monies held at Wells Fargo Bank, N.A. and (if amounts exceed \$250,000) at one or more other Wells Fargo affiliated banks. These assets are not covered by SIPC, but are instead eligible for FDIC insurance of up to \$250,000 per depositor, per institution, in accordance with FDIC rules. For additional information on the Bank Deposit Sweep for your account, please contact Your Financial Advisor.

DESCRIPTION	% OF ACCOUNT	ANNUAL PERCENTAGE YIELD EARNED*	CURRENT MARKET VALUE	ESTIMATED ANNUAL INCOME
BANK DEPOSIT SWEEP	1.08	0.02	2,692.41	0.53
Interest Period 12/01/11 - 12/31/11				
<b>Total Cash and Sweep Balances</b>	<b>1.08</b>		<b>\$2,692.41</b>	<b>\$0.53</b>

\* APYE measures the total amount of the interest paid on an account based on the interest rate and the frequency of the compounding during the interest period. The annual percentage yield earned is expressed as an annualized rate, based on a 365 day year

**Stocks, options & ETFs**

**Stocks and ETFs**

DESCRIPTION	% OF ACCOUNT	QUANTITY	ADJ PRICE/ ORIG PRICE	ADJ COST/ ORIG COST	CURRENT PRICE	CURRENT MARKET VALUE	UNREALIZED GAIN/LOSS	ESTIMATED	
								ANNUAL INCOME	ANNUAL YIELD (%)
<b>AFFILIATED MANAGERS</b>									
APPLE INC								N/A	N/A
AAPL									
Acquired 06/04/10 L nc		7	259.02	1,813.15		2,835.00	1,021.85		
Acquired 11/19/10 L nc		13	307.81	4,001.53		5,265.00	1,263.47		
Acquired 11/04/11 S		8	400.13	3,201.09		3,240.00	38.91		
<b>Total</b>	<b>4.56</b>	<b>28</b>		<b>\$9,015.77</b>	<b>405.0000</b>	<b>\$11,340.00</b>	<b>\$2,324.23</b>	<b>N/A</b>	<b>N/A</b>



**Stocks, options & ETFs**  
**Stocks and ETFs continued**

DESCRIPTION	% OF ACCOUNT	QUANTITY	ADJ PRICE/ ORIG PRICE	ADJ COST/ ORIG COST	CURRENT PRICE	CURRENT MARKET VALUE	UNREALIZED GAIN/LOSS	ESTIMATED	
								ANNUAL INCOME	ANNUAL YIELD (%)
ASML HOLDING NV-NY REG SHARES ASML Acquired 11/30/11 S	2.10	125	39.40	4,925.00	41.7900	5,223.75	298.75	62.12	1.18
BAKER HUGHES INC BHI Acquired 05/07/10 L nc Acquired 06/04/10 L nc Acquired 09/28/11 S		60 75 55	45.23 39.21 51.17	2,714.32 2,941.46 2,814.36		2,918.40 3,648.00 2,675.20	204.08 706.54 -139.16		
<b>Total</b>	<b>3.71</b>	<b>190</b>		<b>\$8,470.14</b>	<b>48.6400</b>	<b>\$9,241.60</b>	<b>\$771.46</b>	<b>\$114.00</b>	<b>1.23</b>
CF INDUSTRIES HOLDINGS INC CF Acquired 08/10/11 S Acquired 10/05/11 S Acquired 12/16/11 S		35 20 15	154.83 129.99 130.24	5,419.29 2,599.80 1,953.73		5,074.30 2,899.60 2,174.70	-344.99 299.80 220.97		
<b>Total</b>	<b>4.08</b>	<b>70</b>		<b>\$9,972.82</b>	<b>144.9800</b>	<b>\$10,148.60</b>	<b>\$175.78</b>	<b>\$112.00</b>	<b>1.10</b>
CHECK POINT SOFTWARE TECH LTD CHKP Acquired 09/17/10 L nc	1.69	80	35.56	2,845.55	52.5400	4,203.20	1,357.65	N/A	N/A
CHEVRON CORPORATION CVX Acquired 03/25/11 S	2.14	50	106.49	5,324.90	106.4000	5,320.00	-4.90	162.00	3.04
COLGATE-PALMOLIVE CO CL Acquired 10/01/09 L nc Acquired 11/12/10 L nc		35 50	75.59 76.45	2,645.96 3,822.81		3,233.65 4,619.50	587.69 796.69		
<b>Total</b>	<b>3.16</b>	<b>85</b>		<b>\$6,468.77</b>	<b>92.3900</b>	<b>\$7,853.15</b>	<b>\$1,384.38</b>	<b>\$197.20</b>	<b>2.51</b>
CVS CAREMARK CORP CVS Acquired 12/16/11 S	2.13	130	37.81	4,916.34	40.7800	5,301.40	385.06	84.50	1.59
DANAHER CORP DHR Acquired 09/17/10 L nc Acquired 09/09/11 S		85 80	40.41 43.51	3,435.53 3,481.44		3,998.40 3,763.20	562.87 281.76		

**Stocks, options & ETFs**  
**Stocks and ETFs continued**

DESCRIPTION	% OF ACCOUNT	QUANTITY	ADJ PRICE/ ORIG PRICE	ADJ COST/ ORIG COST	CURRENT PRICE	CURRENT MARKET VALUE	UNREALIZED GAIN/LOSS	ESTIMATED	
								ANNUAL INCOME	ANNUAL YIELD (%)
<b>Total</b>	<b>3.12</b>	<b>165</b>		<b>\$6,916.97</b>	<b>47.0400</b>	<b>\$7,761.60</b>	<b>\$844.63</b>	<b>\$16.50</b>	<b>0.21</b>
DEERE & CO									
DE									
Acquired 10/07/09 L nc		70	42.97	3,008.33		5,414.50	2,406.17		
Acquired 10/11/11 S		45	71.82	3,232.06		3,480.75	248.69		
<b>Total</b>	<b>3.57</b>	<b>115</b>		<b>\$6,240.39</b>	<b>77.3500</b>	<b>\$8,895.25</b>	<b>\$2,654.86</b>	<b>\$188.60</b>	<b>2.12</b>
DOLLAR TREE STORES INC									
DLTR									
Acquired 05/24/10 L nc		25	41.66	1,041.68		2,077.75	1,036.07		
Acquired 07/30/10 L nc		60	43.05	2,583.58		4,986.60	2,403.02		
<b>Total</b>	<b>2.84</b>	<b>85</b>		<b>\$3,625.26</b>	<b>83.1100</b>	<b>\$7,064.35</b>	<b>\$3,439.09</b>	<b>N/A</b>	<b>N/A</b>
E M C CORP MASS									
EMC									
Acquired 01/14/11 S		135	24.35	3,287.39		2,907.90	-379.49		
Acquired 02/16/11 S		125	27.04	3,380.56		2,692.50	-688.06		
Acquired 09/28/11 S		150	21.69	3,254.27		3,231.00	-23.27		
<b>Total</b>	<b>3.55</b>	<b>410</b>		<b>\$9,922.22</b>	<b>21.5400</b>	<b>\$8,831.40</b>	<b>-\$1,090.82</b>	<b>N/A</b>	<b>N/A</b>
FEDEX CORPORATION									
FDX									
Acquired 07/06/09 L nc		60	55.61	3,336.79		5,010.60	1,673.81		
Acquired 07/02/10 L nc		35	71.45	2,501.07		2,922.85	421.78		
<b>Total</b>	<b>3.19</b>	<b>95</b>		<b>\$5,837.86</b>	<b>83.5100</b>	<b>\$7,933.45</b>	<b>\$2,095.59</b>	<b>\$49.40</b>	<b>0.62</b>
FREEPORT-MCMORAN COPPER									
& GOLD INC									
CLASS B									
FCX									
Acquired 03/13/09 L nc		30	18.87	566.37		1,103.70	537.33		
Acquired 05/07/10 L nc		100	33.51	3,351.54		3,679.00	327.46		
Acquired 08/26/11 S		90	43.23	3,890.86		3,311.10	-579.76		
Acquired 09/28/11 S		80	33.38	2,670.81		2,943.20	272.39		
<b>Total</b>	<b>4.43</b>	<b>300</b>		<b>\$10,479.58</b>	<b>36.7900</b>	<b>\$11,037.00</b>	<b>\$557.42</b>	<b>\$300.00</b>	<b>2.72</b>
GILEAD SCIENCES INC									
GILD									
Acquired 03/25/11 S		100	42.30	4,230.00		4,093.00	-137.00		
Acquired 07/29/11 S		80	42.89	3,431.82		3,274.40	-157.42		



MacWilliams Family Foundation  
 EIN #91-1810520  
 Wells Fargo #2543

**Stocks, options & ETFs**  
**Stocks and ETFs continued**

DESCRIPTION	% OF ACCOUNT	QUANTITY	ADJ PRICE/ ORIG PRICE	ADJ COST/ ORIG COST	CURRENT PRICE	CURRENT MARKET VALUE	UNREALIZED GAIN/LOSS	ESTIMATED	
								ANNUAL INCOME	ANNUAL YIELD (%)
<b>Total</b>	<b>2.96</b>	<b>180</b>		<b>\$7,661.82</b>	<b>40.9300</b>	<b>\$7,367.40</b>	<b>-\$294.42</b>	<b>N/A</b>	<b>N/A</b>
GOOGLE INC CL A									
GOOG									
Acquired 02/06/09 L nc		3	356.05	1,068.15		1,937.70	869.55		
Acquired 04/28/10 L nc		7	527.84	3,694.92		4,521.30	826.38		
<b>Total</b>	<b>2.60</b>	<b>10</b>		<b>\$4,763.07</b>	<b>645.9000</b>	<b>\$6,459.00</b>	<b>\$1,695.93</b>	<b>N/A</b>	<b>N/A</b>
GRAINGER W W INC									
GWV									
Acquired 03/13/06 L nc	2.63	35	71.77	2,511.97	187 1900	6,551.65	4,039.68	92.40	1.41
INTERCONTINENTALEXCHANG INC									
ICE									
Acquired 07/22/09 L nc		15	90.45	1,356.75		1,808.25	451.50		
Acquired 09/11/09 L nc		25	88.10	2,202.60		3,013.75	811.15		
Acquired 08/27/10 L nc		25	96.04	2,401.12		3,013.75	612.63		
<b>Total</b>	<b>3.15</b>	<b>65</b>		<b>\$5,960.47</b>	<b>120.5500</b>	<b>\$7,835.75</b>	<b>\$1,875.28</b>	<b>N/A</b>	<b>N/A</b>
INTUIT INC									
INTU									
Acquired 10/11/11 S	2.43	115	51 00	5,865 50	52.5500	6,047.85	182.35	69.00	1 14
JPMORGAN CHASE & CO									
JPM									
Acquired 02/05/10 L nc		30	38.77	1,163.39		997.50	-165.89		
Acquired 10/28/10 L nc		95	37.93	3,603.87		3,158.75	-445.12		
Acquired 11/30/11 S		60	30.38	1,823.34		1,995.00	171.66		
<b>Total</b>	<b>2.47</b>	<b>185</b>		<b>\$6,590.60</b>	<b>33.2500</b>	<b>\$6,151.25</b>	<b>-\$439.35</b>	<b>\$185.00</b>	<b>3.01</b>
LABORATORY CORP OF AMER HLDGS									
LH									
Acquired 04/25/08 L nc		25	74.30	1,857.66		2,149.25	291.59		
Acquired 06/27/08 L nc		35	69.51	2,433.05		3,008.95	575.90		
<b>Total</b>	<b>2.07</b>	<b>60</b>		<b>\$4,290.71</b>	<b>85.9700</b>	<b>\$5,158.20</b>	<b>\$867.49</b>	<b>N/A</b>	<b>N/A</b>
NATIONAL OILWELL VARGO INC									
NOV									
Acquired 11/05/10 L nc		55	58.50	3,217.80		3,739.45	521.65		
Acquired 05/20/11 S		50	67.73	3,386.50		3,399.50	13.00		

**Stocks, options & ETFs**  
**Stocks and ETFs continued**

DESCRIPTION	% OF ACCOUNT	QUANTITY	ADJ PRICE/ ORIG PRICE	ADJ COST/ ORIG COST	CURRENT PRICE	CURRENT MARKET VALUE	UNREALIZED GAIN/LOSS	ESTIMATED	
								ANNUAL INCOME	ANNUAL YIELD (%)
Acquired 09/28/11 S		55	55.55	3,055.31		3,739.45	684.14		
<b>Total</b>	<b>4.37</b>	<b>160</b>		<b>\$9,659.61</b>	<b>67.9900</b>	<b>\$10,878.40</b>	<b>\$1,218.79</b>	<b>\$76.80</b>	<b>0.71</b>
<b>NORDSTROM INC</b>									
JWN									
Acquired 03/11/05 L nc		40	26.84	1,073.60		1,988.40	914.80		
Acquired 07/27/07 L nc		75	44.40	3,330.00		3,728.25	398.25		
<b>Total</b>	<b>2.30</b>	<b>115</b>		<b>\$4,403.60</b>	<b>49.7100</b>	<b>\$5,716.65</b>	<b>\$1,313.05</b>	<b>\$105.80</b>	<b>1.85</b>
<b>OCCIDENTAL PETE CORP</b>									
OXY									
Acquired 03/29/10 L nc		70	83.31	5,832.26		6,559.00	726.74		
Acquired 09/28/11 S		45	77.68	3,495.90		4,216.50	720.60		
<b>Total</b>	<b>4.33</b>	<b>115</b>		<b>\$9,328.16</b>	<b>93.7000</b>	<b>\$10,775.50</b>	<b>\$1,447.34</b>	<b>\$211.60</b>	<b>1.96</b>
<b>PFIZER INCORPORATED</b>									
PFE									
Acquired 01/26/10 L nc		155	18.75	2,906.74		3,354.20	447.46		
Acquired 04/16/10 L nc		200	16.99	3,399.50		4,328.00	928.50		
<b>Total</b>	<b>3.09</b>	<b>355</b>		<b>\$6,306.24</b>	<b>21.6400</b>	<b>\$7,682.20</b>	<b>\$1,375.96</b>	<b>\$312.40</b>	<b>4.07</b>
<b>PHILIP MORRIS INTERNATIONAL INC</b>									
PM									
Acquired 05/01/09 L nc		30	36.42	1,092.60		2,354.40	1,261.80		
Acquired 12/09/09 L nc		25	49.30	1,232.60		1,962.00	729.40		
Acquired 02/04/11 S		50	58.45	2,922.81		3,924.00	1,001.19		
<b>Total</b>	<b>3.31</b>	<b>105</b>		<b>\$5,248.01</b>	<b>78.4800</b>	<b>\$8,240.40</b>	<b>\$2,992.39</b>	<b>\$323.40</b>	<b>3.92</b>
<b>QUALCOMM INC</b>									
QCOM									
Acquired 10/23/09 L nc		35	40.72	1,425.48		1,914.50	489.02		
Acquired 01/29/10 L nc		100	40.44	4,044.99		5,470.00	1,425.01		
<b>Total</b>	<b>2.97</b>	<b>135</b>		<b>\$5,470.47</b>	<b>54.7000</b>	<b>\$7,384.50</b>	<b>\$1,914.03</b>	<b>\$116.10</b>	<b>1.57</b>
<b>ROCKWELL AUTOMATION INC</b>									
ROK									
Acquired 09/02/11 S		75	59.22	4,441.69		5,502.75	1,061.06		
<b>Total</b>	<b>2.21</b>	<b>75</b>		<b>4,441.69</b>	<b>73.3700</b>	<b>5,502.75</b>	<b>1,061.06</b>	<b>127.50</b>	<b>2.31</b>
<b>SCHLUMBERGER LTD</b>									
SLB									
Acquired 02/04/11 S		45	89.03	4,006.46		3,073.95	-932.51		



**Stocks, options & ETFs**  
**Stocks and ETFs continued**

DESCRIPTION	ACQUIRED	QUANTITY	ADJ PRICE/ ORIG PRICE	ADJ COST/ ORIG COST	CURRENT PRICE	CURRENT MARKET VALUE	UNREALIZED GAIN/LOSS	ESTIMATED	
								ANNUAL INCOME	ANNUAL YIELD (%)
Acquired 09/16/11 S		45	74.11	3,334.95	68.3100	3,073.95	-261.00		
<b>Total</b>		<b>90</b>		<b>\$7,341.41</b>	<b>68.3100</b>	<b>\$6,147.90</b>	<b>-\$1,193.51</b>	<b>\$90.00</b>	<b>1.46</b>
ST JUDE MEDICAL INC									
STJ									
Acquired 06/21/11 S		90	49.62	4,466.56		3,087.00	-1,379.56		
Acquired 11/04/11 S		75	38.27	2,870.25		2,572.50	-297.75		
<b>Total</b>		<b>165</b>		<b>\$7,336.81</b>	<b>34.3000</b>	<b>\$5,659.50</b>	<b>-\$1,677.31</b>	<b>\$138.60</b>	<b>2.45</b>
UNITED TECHNOLOGIES CORP									
UTX									
Acquired 03/18/11 S		90	80.34	7,230.88	73.0900	6,578.10	-652.78	172.80	2.62
WELLS FARGO COMPANY									
WFC									
Acquired 12/18/09 L nc		50	26.58	1,329.35		1,378.00	48.65		
Acquired 02/16/11 S		125	33.11	4,139.31		3,445.00	-694.31		
<b>Total</b>		<b>175</b>		<b>\$5,468.66</b>	<b>27.5600</b>	<b>\$4,823.00</b>	<b>-\$645.66</b>	<b>\$84.00</b>	<b>1.74</b>
YUM BRANDS INC									
YUM									
Acquired 08/12/11 S		90	51.24	4,612.32	59.0100	5,310.90	698.58	102.60	1.93
<b>Total Stocks and ETFs</b>		<b>98.92</b>		<b>\$213,515.52</b>		<b>\$246,182.65</b>	<b>\$32,667.13</b>	<b>\$3,494.32</b>	<b>1.42</b>
<b>Total Stocks, options &amp; ETFs</b>		<b>98.92</b>		<b>\$213,515.52</b>		<b>\$246,182.65</b>	<b>\$32,667.13</b>	<b>\$3,494.32</b>	<b>1.42</b>

nc Cost information for this tax lot is not covered by IRS reporting requirements. Unless indicated, cost for all other lots will be reported to the IRS.

**Activity detail**

DATE	ACCOUNT TYPE	TRANSACTION/ CHECK NUMBER	QUANTITY	DESCRIPTION	PRICE	AMOUNT	CASH AND SWEEP BALANCES
12/01				BEGINNING BALANCE			473.43
12/01	Cash	DIVIDEND		GRAINGER W W INC 120111 75		49.50	
12/01	Cash	DIVIDEND		WELLS FARGO COMPANY 120111 235		28.20	551.13
12/06	Cash	DIVIDEND		PFIZER INCORPORATED 120611 500		100.00	651.13

MacWilliams Family Foundation  
 EIN #91-1810520  
 Wells Fargo #3171

**Portfolio detail**

**Cash and Sweep Balances**

Bank Deposit Sweep - Consists of monies held at Wells Fargo Bank, N.A. and (if amounts exceed \$250,000) at one or more other Wells Fargo affiliated banks. These assets are not covered by SIPC, but are instead eligible for FDIC insurance of up to \$250,000 per depositor, per institution, in accordance with FDIC rules. For additional information on the Bank Deposit Sweep for your account, please contact Your Financial Advisor.

DESCRIPTION	% OF ACCOUNT	ANNUAL PERCENTAGE YIELD EARNED*	CURRENT MARKET VALUE	ESTIMATED ANNUAL INCOME
BANK DEPOSIT SWEEP	1.70	0.02	2,771.68	0.55
Interest Period 12/01/11 - 12/31/11				

**Total Cash and Sweep Balances** 1.70 **\$2,771.68** **\$0.55**

\* APYE measures the total amount of the interest paid on an account based on the interest rate and the frequency of the compounding during the interest period. The annual percentage yield earned is expressed as an annualized rate, based on a 365 day year.

**Stocks, options & ETFs**

**Stocks and ETFs**

DESCRIPTION	% OF ACCOUNT	QUANTITY	CURRENT PRICE	CURRENT MARKET VALUE	ESTIMATED	
					ANNUAL INCOME	ANNUAL YIELD (%)
ABBOTT LABORATORIES ABT	2.59	75	56.2300	4,217.25	144.00	3.41
ALTRIA GROUP INC MO	3.60	198	29.6500	5,870.70	324.72	5.53
ASTRAZENECA PLC SPON ADR AZN	3.24	114	46.2900	5,277.06	307.80	5.83
AT & T INC T	4.03	217	30.2400	6,562.08	381.92	5.82
BCE INC BCE	3.32	130	41.6700	5,417.10	279.50	5.15
BRISTOL MYERS SQUIBB CO BMY	3.74	173	35.2400	6,096.52	235.28	3.85
CENTURYLINK INC CTL	2.74	120	37.2000	4,464.00	348.00	7.79
CHEVRON CORPORATION CVX	0.98	15	106.4000	1,596.00	48.60	3.04



MacWilliams Family Foundation  
 EIN #91-1810520  
 Wells Fargo #3171

**Stocks, options & ETFs**  
**Stocks and ETFs continued**

DESCRIPTION	% OF ACCOUNT	QUANTITY	CURRENT PRICE	CURRENT MARKET VALUE	ESTIMATED	
					ANNUAL INCOME	ANNUAL YIELD (%)
CINCINNATI FINCL CORP CINF	0.88	47	30.4600	1,431.62	75.67	5.28
COCA-COLA COMPANY KO	0.99	23	69.9700	1,609.31	43.24	2.68
CONOCOPHILLIPS COP	2.86	64	72.8700	4,663.68	168.96	3.62
CONSOLIDATED EDISON INC ED	1.71	45	62.0300	2,791.35	108.00	3.86
DOMINION RES INC VA NEW D	2.41	74	53.0800	3,927.92	145.78	3.71
DUKE ENERGY CORP DUK	3.24	240	22.0000	5,280.00	240.00	4.54
ELI LILLY & CO LLY	3.32	130	41.5600	5,402.80	254.80	4.71
GLAXOSMITHKLINE PLC-ADR GSK	3.81	136	45.6300	6,205.68	300.01	4.83
HCP INC HCP	1.32	52	41.4300	2,154.36	99.84	4.63
HEALTH CARE REIT INC REIT	1.57	47	54.5300	2,562.91	134.42	5.24
HEALTH CARE REIT INC HCN						
HEINZ H J CO COMMON HJZ	3.81	115	54.0400	6,214.60	220.80	3.55
JOHNSON & JOHNSON JNJ	2.66	66	65.5800	4,328.28	150.48	3.47
KIMBERLY-CLARK CORP KMB	3.97	88	73.5600	6,473.28	246.40	3.80
LORILLARD INC LO	1.05	15	114.0000	1,710.00	78.00	4.56
MCDONALDS CORP MCD	2.34	38	100.3300	3,812.54	106.40	2.79
NATIONAL GRID PLC SPON ADR NEW NGG	2.89	97	48.4800	4,702.56	290.70	6.18
PEPSICO INCORPORATED PEP	0.98	24	66.3500	1,592.40	49.44	3.10



MacWilliams Family Foundation  
 EIN #91-1810520  
 Wells Fargo #3171

**Stocks, options & ETFs**  
**Stocks and ETFs continued**

DESCRIPTION	% OF ACCOUNT	QUANTITY	CURRENT PRICE	CURRENT MARKET VALUE	ESTIMATED	
					ANNUAL INCOME	ANNUAL YIELD (%)
PHILIP MORRIS INTERNATIONAL INC PM	3.76	78	78.4800	6,121.44	240.24	3.92
PPL CORPORATION PPL	2.20	122	29.4200	3,589.24	170.80	4.75
PROCTER & GAMBLE CO PG	1.60	39	66.7100	2,601.69	81.90	3.14
REYNOLDS AMERICAN INC RAI	2.95	116	41.4200	4,804.72	259.84	5.40
ROYAL DUTCH SHELL PLC ADR B RDS/B	4.20	90	76.0100	6,840.90	302.40	4.42
TELEFONICA S A SPON ADR TEF	2.14	203	17.1900	3,489.57	347.53	9.95
THE SOUTHERN COMPANY SO	4.18	147	46.2900	6,804.63	277.83	4.08
TOTAL S A SPONS ADR TOT	2.92	93	51.1100	4,753.23	250.63	5.27
UNILEVER PLC SPONS ADR UL	2.14	104	33.5200	3,486.08	128.96	3.69
VERIZON COMMUNICATIONS COM VZ	3.89	158	40.1200	6,338.96	316.00	4.98
VODAFONE GROUP PLC SPONSORED ADR NEW VOD	3.35	195	28.0300	5,465.85	281.38	5.14
WINDSTREAM CORP WIN	0.92	128	11.7400	1,502.72	128.00	8.51
<b>Total Stocks and ETFs</b>	<b>98.30</b>			<b>\$160,163.03</b>	<b>\$7,568.27</b>	<b>4.73</b>
<b>Total Stocks, options &amp; ETFs</b>	<b>98.30</b>			<b>\$160,163.03</b>	<b>\$7,568.27</b>	<b>4.73</b>



MacWilliams Family Foundation  
 EIN #91-1810520  
 Wells Fargo #3545

**Additional information**

	THIS PERIOD	THIS YEAR	Gross proceeds	THIS PERIOD	THIS YEAR
Accrued interest on sales	0.00	62.50		0.00	95,437.30
Accrued interest on purchases	0.00	-53.41			

**Portfolio detail**

**Cash and Sweep Balances**

Bank Deposit Sweep - Consists of monies held at Wells Fargo Bank, N.A. and (if amounts exceed \$250,000) at one or more other Wells Fargo affiliated banks. These assets are not covered by SIPC, but are instead eligible for FDIC insurance of up to \$250,000 per depositor, per institution, in accordance with FDIC rules. For additional information on the Bank Deposit Sweep for your account, please contact Your Financial Advisor.

DESCRIPTION	% OF ACCOUNT	ANNUAL PERCENTAGE YIELD EARNED*	CURRENT MARKET VALUE	ESTIMATED ANNUAL INCOME
BANK DEPOSIT SWEEP	5.96	0.02	9,887.75	1.97
Interest Period 12/01/11 - 12/31/11				

**Total Cash and Sweep Balances**

**\$9,887.75**

\* APYE measures the total amount of the interest paid on an account based on the interest rate and the frequency of the compounding during the interest period. The annual percentage yield earned is expressed as an annualized rate, based on a 365 day year.

**Fixed Income Securities**

Corporate and municipal bonds and other fixed income securities are priced by a computerized pricing service or, for less actively traded issues, by utilizing a yield-based matrix system to arrive at an estimated market value.

**Corporate Bonds**

DESCRIPTION	% OF ACCOUNT	QUANTITY	ADJ PRICE/ ORIG PRICE	ADJ COST/ ORIG COST	CURRENT PRICE	CURRENT MARKET VALUE	UNREALIZED GAIN/LOSS	ACCRUED INTEREST	ESTIMATED	
									ANNUAL INCOME	ANNUAL YIELD (%)
BOEING CAPITAL CORP ^ GLOBAL NOTES CPN 6 500% DUE 02/15/12 DTD 11/09/01 FC 02/15/02 Moody A2 , S&P A CUSIP 097014AG9 Acquired 12/20/06 L nc	6.08	10,000	106.25	10,625.50	100.7180	10,071.80	-553.70	243.75	650.00	6.45



**Fixed Income Securities**  
**Corporate Bonds continued**

DESCRIPTION	% OF ACCOUNT	QUANTITY	ADJ PRICE/ ORIG PRICE	ADJ COST/ ORIG COST	CURRENT PRICE	CURRENT MARKET VALUE	UNREALIZED GAIN/LOSS	ACCRUED INTEREST	ESTIMATED	
									ANNUAL INCOME	ANNUAL YIELD (%)
JOHN DEERE CAPITAL CORP GLOBAL BONDS CPN 5.100% DUE 01/15/13 DTD 01/10/03 FC 07/15/03 Moody A2, S&P A CUSIP 244217BK0 Acquired 06/03/08 L nc	6.32	10,000	101.92	10,192.20	104.7300	10,473.00	280.80	233.75	510.00	4.86
AT&T INC SENIOR NOTES CPN 2.500% DUE 08/15/15 DTD 07/30/10 FC 02/15/11 Moody A2, S&P A- CUSIP 00206RAV4 Acquired 03/18/11 S nc	6.25	10,000	100.54	10,054.70	103.5860	10,358.60	303.90	93.75	250.00	2.41
HEWLETT-PACKARD CO SENIOR NOTES CPN 3.000% DUE 09/15/16 DTD 09/19/11 FC 03/15/12 Moody A2, S&P BBB+ CUSIP 428236BP7 Acquired 10/18/11 S nc	6.10	10,000	102.19	10,219.40	101.1390	10,113.90	-105.50	84.17	300.00	2.96
<b>Total Corporate Bonds</b>	<b>24.74</b>	<b>40,000</b>		<b>\$41,091.80</b>		<b>\$41,017.30</b>	<b>-\$74.50</b>	<b>\$655.42</b>	<b>\$1,710.00</b>	<b>4.17</b>

^ Denotes bonds with a maturity date in the next 60 days. Please contact us for further investment opportunities or any assistance.  
 nc Cost information for this tax lot is not covered by IRS reporting requirements. Unless indicated, cost for all other lots will be reported to the IRS.

MacWilliams Family Foundation  
 EIN #91-1810520  
 Wells Fargo #3545

**Fixed Income Securities**

**Government Bonds**

DESCRIPTION	% OF ACCOUNT	QUANTITY	ADJ PRICE/ ORIG PRICE	ADJ COST/ ORIG COST	CURRENT PRICE	CURRENT MARKET VALUE	UNREALIZED GAIN/LOSS	ACCRUED INTEREST	ESTIMATED	
									ANNUAL INCOME	ANNUAL YIELD (%)
<b>FEDERAL HOME LOAN BANK</b>										
<b>BONDS</b>										
CPN 3.375% DUE 02/27/13										
DTD 01/17/08 FC 02/27/08										
Moody AAA, S&P AA+										
REMAIN BAL 20,000.00										
DEC FACTOR 1.00000000										
CUSIP 3133XP2W3										
Acquired 05/06/08 L nc	12.51	20,000	98.65	19,731.00	103.6660	20,733.20	1,002.20	230.63	675.00	3.25
<b>US TREASURY</b>										
<b>NOTES</b>										
CPN 1.250% DUE 02/15/14										
DTD 02/15/11 FC 08/15/11										
Moody AAA, S&P NR										
CUSIP 912828QH6										
Acquired 02/08/11 S nc		10,000	99.70	9,970.99		10,206.30	235.31			
Acquired 02/15/11 S nc		10,000	99.51	9,951.56		10,206.30	254.74			
<b>Total</b>	<b>12.31</b>	<b>20,000</b>		<b>\$19,922.55</b>	<b>102.0630</b>	<b>\$20,412.60</b>	<b>\$490.05</b>	<b>\$93.07</b>	<b>\$250.00</b>	<b>1.22</b>
<b>FEDERAL FARM CREDIT BANK</b>										
<b>BONDS</b>										
CPN 1.125% DUE 02/27/14										
DTD 01/19/11 FC 02/27/11										
Moody AAA, S&P AA+										
REMAIN BAL 10,000.00										
DEC FACTOR 1.00000000										
CUSIP 31331KAH3										
Acquired 01/14/11 S nc	6.11	10,000	99.80	9,980.30	101.3580	10,135.80	155.50	38.44	112.50	1.10
<b>US TREASURY</b>										
<b>WI</b>										
<b>NOTES</b>										
CPN 2.125% DUE 11/30/14										
DTD 11/30/09 FC 05/31/10										
Moody AAA, S&P NR										
CUSIP 912828LZ1										
Acquired 02/11/10 L nc	15.84	25,000	99.09	24,773.44	105.0390	26,259.75	1,486.31	43.55	531.25	2.02



**Fixed Income Securities**  
**Government Bonds continued**

DESCRIPTION	% OF ACCOUNT	QUANTITY	ADJ PRICE/ ORIG PRICE	ADJ COST/ ORIG COST	CURRENT PRICE	CURRENT MARKET VALUE	UNREALIZED GAIN/LOSS	ACCRUED INTEREST	ESTIMATED	
									ANNUAL INCOME	ANNUAL YIELD (%)
US TREASURY										
NOTES										
CPN 2.500% DUE 03/31/15										
DTD 03/31/10 FC 09/30/10										
Moody AAA , S&P NR										
CUSIP 912828MW7										
Acquired 04/08/10 L nc										
	22.52	35,000	99.41	34,794.92	106.6480	37,326.80	2,531.88	217.56	875.00	2.34
<b>Total Government Bonds</b>	<b>69.29</b>	<b>110,000</b>		<b>\$109,202.21</b>		<b>\$114,868.15</b>	<b>\$5,665.94</b>	<b>\$623.25</b>	<b>\$2,443.75</b>	<b>2.13</b>
<b>Total Fixed Income Securities</b>	<b>94.04</b>			<b>\$150,294.01</b>		<b>\$155,885.45</b>	<b>\$5,591.44</b>	<b>\$1,278.67</b>	<b>\$4,153.75</b>	<b>2.66</b>

nc Cost information for this tax lot is not covered by IRS reporting requirements. Unless indicated, cost for all other lots will be reported to the IRS.

**Activity detail**

DATE	ACCOUNT TYPE	TRANSACTION/ CHECK NUMBER	QUANTITY	DESCRIPTION	PRICE	AMOUNT	CASH AND SWEEP BALANCES
12/01				BEGINNING BALANCE			9,887.58
12/30	Cash	INTEREST		BANK DEPOSIT SWEEP 123011		9,887	9,887.75

**Cash sweep activity**

Our Cash Sweep program allows you to earn a return on the idle cash balances in your account by automatically investing such balances into one of our cash sweep options. These 'sweep transactions' may represent a net amount for the day and occur on settlement date. The following section displays transfers into and out of your sweep option. Transactions displayed here are Transfer To, Transfer From and Reinvested Dividends and Interest. These transaction amounts are not included in your cash flow summary.

DATE	TRANSACTION	DESCRIPTION	AMOUNT	DATE	TRANSACTION	DESCRIPTION	AMOUNT
12/01		BEGINNING BALANCE	9,621.95	12/30	REINVEST INT	BANK DEPOSIT SWEEP	0.17
12/06	TRANSFER TO	BANK DEPOSIT SWEEP	265.63	12/31		ENDING BALANCE	9,887.75

MacWilliams Family Foundation  
 EIN #91-1810520  
 Wells Fargo #4889

**Additional information**

Gross proceeds	THIS PERIOD 8,845.13	THIS YEAR 231,079.11	Foreign withholding	THIS PERIOD -0.91	THIS YEAR -0.91
----------------	-------------------------	-------------------------	---------------------	----------------------	--------------------

**Portfolio detail**

**Cash and Sweep Balances**

Bank Deposit Sweep - Consists of monies held at Wells Fargo Bank, N.A. and (if amounts exceed \$250,000) at one or more other Wells Fargo affiliated banks. These assets are not covered by SIPC, but are instead eligible for FDIC insurance of up to \$250,000 per depositor, per institution, in accordance with FDIC rules. For additional information on the Bank Deposit Sweep for your account, please contact Your Financial Advisor.

DESCRIPTION	% OF ACCOUNT	ANNUAL PERCENTAGE YIELD EARNED*	CURRENT MARKET VALUE	ESTIMATED ANNUAL INCOME
Cash	0.02	0.00	27.72	0.00
BANK DEPOSIT SWEEP	1.14	0.02	1,615.25	0.32
Interest Period 12/01/11 - 12/31/11				
<b>Total Cash and Sweep Balances</b>	<b>1.16</b>		<b>\$1,642.97</b>	<b>\$0.32</b>

\* APYE measures the total amount of the interest paid on an account based on the interest rate and the frequency of the compounding during the interest period. The annual percentage yield earned is expressed as an annualized rate, based on a 365 day year

**Stocks, options & ETFs**

**Stocks and ETFs**

DESCRIPTION	% OF ACCOUNT	QUANTITY	ADJ PRICE/ ORIG PRICE	ADJ COST/ ORIG COST	CURRENT PRICE	CURRENT MARKET VALUE	UNREALIZED GAIN/LOSS	ESTIMATED	
								ANNUAL INCOME	ANNUAL YIELD (%)
ACACIA RESH CORP		46	36.66	1,686.65	1,679.46	-7.19			
AR ACACIA TECHNOLOGIES COM		24	31.14	747.58	876.24	128.66			
ACTG									
Acquired 04/04/11 S									
Acquired 11/21/11 S									
<b>Total</b>	<b>1.80</b>	<b>70</b>		<b>\$2,434.23</b>	<b>\$2,555.70</b>	<b>\$121.47</b>	<b>N/A</b>	<b>N/A</b>	<b>N/A</b>
AGILENT TECH INC									
Acquired 12/20/11 S	1.47	60	34.54	2,072.69	34.9300	2,095.80	23.11	N/A	N/A



MacWilliams Family Foundation  
 EIN #91-1810520  
 Wells Fargo #4889

**Stocks, options & ETFs**  
**Stocks and ETFs continued**

DESCRIPTION	% OF ACCOUNT	QUANTITY	ADJ PRICE/ ORIG PRICE	ADJ COST/ ORIG COST	CURRENT PRICE	CURRENT MARKET VALUE	UNREALIZED GAIN/LOSS	ESTIMATED	
								ANNUAL INCOME	ANNUAL YIELD (%)
ALLIED WORLD ASSURANCE									
CO HOLDINGS LTD									
AWH									
Acquired 01/08/10 L nc		30	45.47	1,364.33		1,887.90	523.57		
Acquired 01/20/10 L nc		30	45.95	1,378.76		1,887.90	509.14		
<b>Total</b>	<b>2.66</b>	<b>60</b>		<b>\$2,743.09</b>	<b>62.9300</b>	<b>\$3,775.80</b>	<b>\$1,032.71</b>	<b>\$90.00</b>	<b>2.38</b>
AMETEK INC NEW									
AME									
Acquired 11/11/11 S	1.57	53	41.73	2,212.20	42.1000	2,231.30	19.10	12.72	0.57
AMPHENOL CORP NEW									
CL A									
APH									
Acquired 09/30/09 L nc		70	37.11	2,598.36		3,177.30	578.94		
Acquired 10/19/11 S		6	42.39	254.37		272.34	17.97		
<b>Total</b>	<b>2.43</b>	<b>76</b>		<b>\$2,852.73</b>	<b>45.3900</b>	<b>\$3,449.64</b>	<b>\$596.91</b>	<b>\$4.56</b>	<b>0.13</b>
ANSYS INC									
ANSS									
Acquired 08/31/11 S	1.65	41	53.87	2,208.87	57.2800	2,348.48	139.61	N/A	N/A
ASPEN TECHNOLOGY INC									
AZPN									
Acquired 08/26/11 S		29	16.54	479.86		503.15	23.29		
Acquired 08/29/11 S		54	17.14	925.66		936.90	11.24		
Acquired 11/07/11 S		80	17.87	1,429.87		1,388.00	-41.87		
<b>Total</b>	<b>1.99</b>	<b>163</b>		<b>\$2,835.39</b>	<b>17.3500</b>	<b>\$2,828.05</b>	<b>-\$7.34</b>	<b>N/A</b>	<b>N/A</b>
ASSOC ESTATES RLTY CORP									
REIT									
AEC									
Acquired 07/15/11 S		20	17.42	348.53		319.00	-29.53		
Acquired 07/18/11 S		72	17.64	1,270.30		1,148.40	-121.90		
<b>Total</b>	<b>1.03</b>	<b>92</b>		<b>\$1,618.83</b>	<b>15.9500</b>	<b>\$1,467.40</b>	<b>-\$151.43</b>	<b>\$62.56</b>	<b>4.26</b>
AVAGO TECHNOLOGIES LTD									
AVGO									
Acquired 07/28/11 S		70	34.57	2,420.43		2,020.20	-400.23		
Acquired 10/19/11 S		11	35.04	385.50		317.46	-68.04		
<b>Total</b>	<b>1.64</b>	<b>81</b>		<b>\$2,805.93</b>	<b>28.8600</b>	<b>\$2,337.66</b>	<b>-\$468.27</b>	<b>\$38.88</b>	<b>1.66</b>

MacWilliams Family Foundation  
 EIN #91-1810520  
 Wells Fargo #4889

**Stocks, options & ETFs**  
**Stocks and ETFs continued**

DESCRIPTION	% OF ACCOUNT	QUANTITY	ADJ PRICE/ ORIG PRICE	ADJ COST/ ORIG COST	CURRENT PRICE	CURRENT MARKET VALUE	UNREALIZED GAIN/LOSS	ESTIMATED	
								ANNUAL INCOME	ANNUAL YIELD (%)
AVNET INC									
AVT									
Acquired 01/28/11 S		90	35.07	3,157.04		2,798.10	-358.94		
Acquired 10/19/11 S		10	29.05	290.52		310.90	20.38		
<b>Total</b>	<b>2.19</b>	<b>100</b>		<b>\$3,447.56</b>	<b>31.0900</b>	<b>\$3,109.00</b>	<b>-\$338.56</b>	<b>N/A</b>	<b>N/A</b>
BE AEROSPACE INC									
BEAV									
Acquired 04/07/11 S	1.23	45	38.25	1,721.52	38.7100	1,741.95	20.43	N/A	N/A
BIO RAD LABS INC CL A									
BIO									
Acquired 09/30/09 L nc		9	91.57	824.13		864.36	40.23		
Acquired 04/26/10 L nc		5	111.50	557.54		480.20	-77.34		
Acquired 04/30/10 L nc		9	112.34	1,011.13		864.36	-146.77		
<b>Total</b>	<b>1.55</b>	<b>23</b>		<b>\$2,392.80</b>	<b>96.0400</b>	<b>\$2,208.92</b>	<b>-\$183.88</b>	<b>N/A</b>	<b>N/A</b>
BORG WARNER INC									
BWA									
Acquired 09/09/11 S	1.43	32	65.48	2,095.56	63.7400	2,039.68	-55.88	N/A	N/A
CARMAX INC									
KMX									
Acquired 07/25/11 S	1.63	76	32.42	2,463.93	30.4800	2,316.48	-147.45	N/A	N/A
CASH AMERICA INTER-NATIONAL INC									
CSH									
Acquired 10/13/11 S	1.31	40	56.94	2,277.68	46.6300	1,865.20	-412.48	5.60	0.30
CEPHEID INC									
CPHD									
Acquired 04/21/11 S		10	30.96	309.64		344.10	34.46		
Acquired 04/25/11 S		35	31.13	1,089.62		1,204.35	114.73		
<b>Total</b>	<b>1.09</b>	<b>45</b>		<b>\$1,399.26</b>	<b>34.4100</b>	<b>\$1,548.45</b>	<b>\$149.19</b>	<b>N/A</b>	<b>N/A</b>
CHECK POINT SOFTWARE TECH LTD									
CHKP									
Acquired 01/10/11 S	1.33	36	44.26	1,593.67	52.5400	1,891.44	297.77	N/A	N/A
CHURCH & DWIGHT INC									
CHD									
Acquired 11/10/11 S	1.06	33	43.54	1,436.89	45.7600	1,510.08	73.19	22.44	1.48





MacWilliams Family Foundation  
 EIN #91-1810520  
 Wells Fargo #4889

**Stocks, options & ETFs**  
**Stocks and ETFs continued**

DESCRIPTION	% OF ACCOUNT	QUANTITY	ADJ PRICE/ ORIG PRICE	ADJ COST/ ORIG COST	CURRENT PRICE	CURRENT MARKET VALUE	UNREALIZED GAIN/LOSS	ESTIMATED	
								ANNUAL INCOME	ANNUAL YIELD (%)
COMERICA INC									
CMA									
Acquired 10/31/11 S	1.05	58	25.88	1,501.28	25 8000	1,496.40	-4.88	23.20	1.55
CROWN HOLDINGS INC									
CKK									
Acquired 12/15/11 S	1.49	63	33.15	2,088.63	33 5600	2,115.54	26.91	N/A	N/A
CULLEN FROST BANKERS INC									
CFR									
Acquired 08/11/11 S	1.27	34	49.18	1,672.46	52.9100	1,798.94	126.48	62.56	3.47
DAVITA INC									
DVA									
Acquired 09/15/11 S	1.49	28	73.87	2,068.59	75 8100	2,122.68	54.09	N/A	N/A
DISH NETWORK CORP									
CLASS A									
DISH									
Acquired 10/10/11 S		35	27.51	963.20		996.80	33.60		
Acquired 10/11/11 S		40	27.39	1,095.99		1,139.20	43.21		
<b>Total</b>	<b>1.50</b>	<b>75</b>		<b>\$2,059.19</b>	<b>28.4800</b>	<b>\$2,136.00</b>	<b>\$76.81</b>	<b>N/A</b>	<b>N/A</b>
EQT CORP									
EQT									
Acquired 09/07/11 S	0.69	18	61.80	1,112.50	54.7900	986.22	-126.28	15.84	1.60
EVERCORE PARTNERS INC CL									
A									
EVR									
Acquired 05/12/11 S		5	36.16	180.83		133.10	-47.73		
Acquired 05/13/11 S		30	36.34	1,090.30		798.60	-291.70		
Acquired 05/16/11 S		11	36.79	404.73		292.82	-111.91		
Acquired 05/23/11 S		10	35.46	354.68		266.20	-88.48		
Acquired 05/24/11 S		13	35.52	461.79		346.06	-115.73		
<b>Total</b>	<b>1.29</b>	<b>69</b>		<b>\$2,492.33</b>	<b>26.6200</b>	<b>\$1,836.78</b>	<b>-\$655.55</b>	<b>\$55.20</b>	<b>3.01</b>
FLOWERS FOODS INC									
FLO									
Acquired 11/14/11 S		20	20.57	411.56		379.60	-31.96		
Acquired 11/15/11 S		84	20.67	1,736.39		1,594.32	-142.07		
<b>Total</b>	<b>1.39</b>	<b>104</b>		<b>\$2,147.95</b>	<b>18.9800</b>	<b>\$1,973.92</b>	<b>-\$174.03</b>	<b>\$62.40</b>	<b>3.16</b>

MacWilliams Family Foundation  
 EIN #91-1810520  
 Wells Fargo #4889

**Stocks, options & ETFs**  
**Stocks and ETFs continued**

DESCRIPTION	% OF ACCOUNT	QUANTITY	ADJ PRICE/ ORIG PRICE	ADJ COST/ ORIG COST	CURRENT PRICE	CURRENT MARKET VALUE	UNREALIZED GAIN/LOSS	ESTIMATED	
								ANNUAL INCOME	ANNUAL YIELD (%)
<b>FOREST CITY ENTERPRS CLA</b>									
FCE/A	0.96	115	12.38	1,424.84	11.8200	1,359.30	-65.54	N/A	N/A
Acquired 10/19/11 S									
<b>FOSSIL INC</b>									
FOSL	0.95	17	84.06	1,429.18	79.3600	1,349.12	-80.06	N/A	N/A
Acquired 12/13/11 S									
<b>GARDNER DENVER INC</b>									
GDI	1.14	21	72.78	1,528.51	77.0600	1,618.26	89.75	4.20	0.25
Acquired 10/21/11 S									
<b>GRAPHIC PACKAGING HOLDING INC</b>									
GPK		449	5.71	2,565.09		1,912.74	-652.35		
Acquired 05/06/11 S		30	5.14	154.48		127.80	-26.68		
Acquired 07/19/11 S		30	5.15	154.50		127.80	-26.70		
Acquired 07/20/11 S		55	5.14	283.24		234.30	-48.94		
Acquired 07/21/11 S		67	5.18	347.22		285.42	-61.80		
Acquired 07/26/11 S									
<b>Total</b>	<b>1.89</b>	<b>631</b>		<b>\$3,504.53</b>	<b>4.2600</b>	<b>\$2,688.06</b>	<b>-\$816.47</b>	<b>N/A</b>	<b>N/A</b>
<b>IAC/INTERACTIVECORP</b>									
IACI		54	29.64	1,600.71		2,300.40	699.69		
Acquired 03/15/11 S		38	37.14	1,411.39		1,618.80	207.41		
Acquired 06/01/11 S									
<b>Total</b>	<b>2.76</b>	<b>92</b>		<b>\$3,012.10</b>	<b>42.6000</b>	<b>\$3,919.20</b>	<b>\$907.10</b>	<b>\$11.04</b>	<b>0.28</b>
<b>INTERCONTINENTALEXCHANG</b>									
INC		10	108.66	1,086.60		1,205.50	118.90		
ICE		14	120.01	1,680.17		1,687.70	7.53		
Acquired 11/12/09 Lnc									
Acquired 01/03/11 S									
<b>Total</b>	<b>2.04</b>	<b>24</b>		<b>\$2,766.77</b>	<b>120.5500</b>	<b>\$2,893.20</b>	<b>\$126.43</b>	<b>N/A</b>	<b>N/A</b>
<b>ITC HOLDINGS CORP</b>									
ITC		15	71.75	1,076.35		1,138.20	61.85		
Acquired 07/11/11 S		19	72.55	1,378.56		1,441.72	63.16		
Acquired 07/12/11 S									
<b>Total</b>	<b>1.81</b>	<b>34</b>		<b>\$2,454.91</b>	<b>75.8800</b>	<b>\$2,579.92</b>	<b>\$125.01</b>	<b>\$47.94</b>	<b>1.86</b>



MacWilliams Family Foundation  
 EIN #91-1810520  
 Wells Fargo #4889

**Stocks, options & ETFs**  
**Stocks and ETFs continued**

DESCRIPTION	% OF ACCOUNT	QUANTITY	ADJ PRICE/ ORIG PRICE	ADJ COST/ ORIG COST	CURRENT PRICE	CURRENT MARKET VALUE	UNREALIZED GAIN/LOSS	ESTIMATED	
								ANNUAL INCOME	ANNUAL YIELD (%)
J B HUNT TRANSPORT SERVICE INC									
JBHT									
Acquired 04/08/11 S		38	44.48	1,690.24		1,712.66	22.42		
Acquired 07/15/11 S		10	47.58	475.83		450.70	-25.13		
Acquired 07/18/11 S		15	47.89	718.46		676.05	-42.41		
<b>Total</b>	<b>2.00</b>	<b>63</b>		<b>\$2,884.53</b>	<b>45.0700</b>	<b>\$2,839.41</b>	<b>-\$45.12</b>	<b>\$32.76</b>	<b>1.15</b>
JOHN WILEY & SONS INC CL									
A									
JW/A									
Acquired 09/30/09 L nc		36	34.29	1,234.44		1,598.40	363.96		
Acquired 03/26/10 L nc		25	42.91	1,072.87		1,110.00	37.13		
Acquired 04/05/10 L nc		10	43.66	436.62		444.00	7.38		
<b>Total</b>	<b>2.22</b>	<b>71</b>		<b>\$2,743.93</b>	<b>44.4000</b>	<b>\$3,152.40</b>	<b>\$408.47</b>	<b>\$56.80</b>	<b>1.80</b>
LABORATORY CORP OF AMER HLDGS									
LH									
Acquired 08/01/11 S	1.63	27	88.77	2,396.88	85.9700	2,321.19	-75.69	N/A	N/A
LAM RESEARCH CORP									
LRCX									
Acquired 12/15/11 S	0.91	35	38.18	1,336.34	37.0200	1,295.70	-40.64	N/A	N/A
LASALLE HOTEL PPTYS REIT COM SH BEN INT									
LHO									
Acquired 09/02/11 S		35	17.69	619.27		847.35	228.08		
Acquired 09/06/11 S		43	17.39	748.16		1,041.03	292.87		
<b>Total</b>	<b>1.33</b>	<b>78</b>		<b>\$1,367.43</b>	<b>24.2100</b>	<b>\$1,888.38</b>	<b>\$520.95</b>	<b>\$34.32</b>	<b>1.82</b>
LIBERTY MEDIA CORP LIBERTY CAPITAL-SERIES A									
LMCA									
Acquired 02/15/11 S		17,14286	81.91	1,404.26		1,338.00	-66.26		
Acquired 02/17/11 S		12,85714	81.59	1,049.10		1,003.50	-45.60		
<b>Total</b>	<b>1.65</b>	<b>30</b>		<b>\$2,453.36</b>	<b>78.0500</b>	<b>\$2,341.50</b>	<b>-\$111.86</b>	<b>N/A</b>	<b>N/A</b>
MDC PARTNERS INC-A									
MDCA									
Acquired 11/03/11 S		10	15.53	155.39		135.20	-20.19		
Acquired 11/04/11 S		20	15.43	308.76		270.40	-38.36		

MacWilliams Family Foundation  
 EIN #91-1810520  
 Wells Fargo #4889

**Stocks, options & ETFs**  
**Stocks and ETFs continued**

DESCRIPTION	% OF ACCOUNT	QUANTITY	ADJ PRICE/ ORIG PRICE	ADJ COST/ ORIG COST	CURRENT PRICE	CURRENT MARKET VALUE	UNREALIZED GAIN/LOSS	ESTIMATED	
								ANNUAL INCOME	ANNUAL YIELD (%)
Acquired 11/07/11 S		63	15.77	994.13	851.76	-142.37			
<b>Total</b>	<b>0.88</b>	<b>93</b>		<b>\$1,458.28</b>	<b>13.5200</b>	<b>\$1,257.36</b>	<b>-\$200.92</b>	<b>\$52.08</b>	<b>4.14</b>
MEDNAX INC									
MD									
Acquired 02/05/10 L nc		25	54.29	1,357.39	1,800.25	442.86			
Acquired 03/18/10 L nc		10	58.32	583.24	720.10	136.86			
<b>Total</b>	<b>1.77</b>	<b>35</b>		<b>\$1,940.63</b>	<b>72.0100</b>	<b>\$2,520.35</b>	<b>\$579.72</b>	<b>N/A</b>	<b>N/A</b>
MID-AMER APT COMMUNITIES									
REIT INC									
MAA									
Acquired 08/18/11 S	0.92	21	66.22	1,390.78	62.5500	1,313.55	-77.23	55.44	4.22
MONOTYPE IMAGING HLDGS									
TYPE									
Acquired 09/30/09 L nc	2.14	195	8.28	1,615.77	15.5900	3,040.05	1,424.28	N/A	N/A
MSC INDUSTRIAL DIRECT CO									
INC CLASS A									
MSM									
Acquired 09/15/11 S	1.76	35	62.11	2,173.90	71.5500	2,504.25	330.35	35.00	1.39
NIELSEN HOLDINGS BV									
NLSN									
Acquired 08/22/11 S	1.52	73	27.31	1,993.73	29.6900	2,167.37	173.64	N/A	N/A
OIL STATES INTL INC									
OIS									
Acquired 02/11/11 S	1.88	35	72.25	2,529.08	76.3700	2,672.95	143.87	N/A	N/A
PALL CORP									
PLL									
Acquired 12/13/11 S	1.49	37	58.07	2,148.88	57.1500	2,114.55	-34.33	25.90	1.22
PLANTRONICS INC									
PLT									
Acquired 05/10/11 S		28	38.85	1,087.96	997.92	-90.04			
Acquired 05/12/11 S		5	37.51	187.57	178.20	-9.37			
Acquired 05/13/11 S		10	37.23	372.33	356.40	-15.93			
<b>Total</b>	<b>1.08</b>	<b>43</b>		<b>\$1,647.86</b>	<b>35.6400</b>	<b>\$1,532.52</b>	<b>-\$115.34</b>	<b>\$8.60</b>	<b>0.56</b>
PROASSURANCE CORP									
PRA									
Acquired 08/09/11 S	1.29	23	70.51	1,621.96	79.8200	1,835.86	213.90	23.00	1.25



**Stocks, options & ETFs**  
**Stocks and ETFs continued**

DESCRIPTION	% OF ACCOUNT	QUANTITY	ADJ PRICE/ ORIG PRICE	ADJ COST/ ORIG COST	CURRENT PRICE	CURRENT MARKET VALUE	UNREALIZED GAIN/LOSS	ESTIMATED	
								ANNUAL INCOME	ANNUAL YIELD (%)
RAYONIER INC									
RYN	1.41	45	27.03	1,216.48	44.6300	2,008.35	791.87	72.00	3.58
Acquired 09/30/09 L nc									
RELIANCE STEEL & ALUMINUM CO									
RS	1.10	32	43.84	1,403.09	48.6900	1,558.08	154.99	15.36	0.98
Acquired 11/22/11 S									
ROCK-TENN CO									
CL A									
RKT									
Acquired 02/01/10 L nc		4	42.64	170.58		230.80	60.22		
Acquired 01/24/11 S		25	59.10	1,477.63		1,442.50	-35.13		
<b>Total</b>	<b>1.18</b>	<b>29</b>		<b>\$1,648.21</b>	<b>57.7000</b>	<b>\$1,673.30</b>	<b>\$25.09</b>	<b>\$23.20</b>	<b>1.39</b>
ROSETTA RESOURCES INC									
ROSE									
Acquired 08/08/11 S		6	43.89	263.34		261.00	-2.34		
Acquired 08/16/11 S		28	47.14	1,320.09		1,218.00	-102.09		
<b>Total</b>	<b>1.04</b>	<b>34</b>		<b>\$1,583.43</b>	<b>43.5000</b>	<b>\$1,479.00</b>	<b>-\$104.43</b>	<b>N/A</b>	<b>N/A</b>
SLM CORP									
SLM									
Acquired 04/09/10 L nc		160	13.32	2,132.78		2,144.00	11.22		
Acquired 10/19/11 S		95	13.52	1,285.34		1,273.00	-12.34		
<b>Total</b>	<b>2.40</b>	<b>255</b>		<b>\$3,418.12</b>	<b>13.4000</b>	<b>\$3,417.00</b>	<b>-\$1.12</b>	<b>\$102.00</b>	<b>2.99</b>
SOLUTIA INC									
SOA									
Acquired 06/03/10 L nc		16	15.41	246.56		276.48	29.92		
Acquired 06/04/10 L nc		10	15.06	150.65		172.80	22.15		
Acquired 07/01/10 L nc		80	12.77	1,021.89		1,382.40	360.51		
<b>Total</b>	<b>1.29</b>	<b>106</b>		<b>\$1,419.10</b>	<b>17.2800</b>	<b>\$1,831.68</b>	<b>\$412.58</b>	<b>\$15.90</b>	<b>0.87</b>
SOTHEBY'S									
BID									
Acquired 11/17/11 S	0.90	45	31.52	1,418.76	28.5300	1,283.85	-134.91	14.40	1.12
ST JUDE MEDICAL INC									
STJ									
Acquired 03/24/10 L nc	0.97	40	40.47	1,618.87	34.3000	1,372.00	-246.87	33.60	2.44

MacWilliams Family Foundation  
 EIN #91-1810520  
 Wells Fargo #4889

**Stocks, options & ETFs**  
**Stocks and ETFs continued**

DESCRIPTION	% OF ACCOUNT	QUANTITY	ADJ PRICE/ ORIG PRICE	ADJ COST/ ORIG COST	CURRENT PRICE	CURRENT MARKET VALUE	UNREALIZED GAIN/LOSS	ESTIMATED	
								ANNUAL INCOME	ANNUAL YIELD (%)
TEAM HEALTH HOLDINGS INC									
TMH									
Acquired 05/04/11 S	1.26	81	21.18	1,715.80	22.0700	1,787.67	71.87	N/A	N/A
TERADATA CORP									
TDC									
Acquired 11/03/11 S	1.26	37	57.11	2,113.34	48.5100	1,794.87	-318.47	N/A	N/A
TESCO CORP									
TESO									
Acquired 08/09/10 L nc		100	12.94	1,294.18		1,264.00	-30.18		
Acquired 05/17/11 S		52	17.45	907.73		657.28	-250.45		
<b>Total</b>	<b>1.35</b>	<b>152</b>		<b>\$2,201.91</b>	<b>12.6400</b>	<b>\$1,921.28</b>	<b>-\$280.63</b>	<b>N/A</b>	<b>N/A</b>
TIDEWATER INC									
TDW									
Acquired 01/28/11 S	1.46	42	58.02	2,436.97	49.3000	2,070.60	-366.37	42.00	2.02
TIM HORTONS INC									
THI									
Acquired 10/12/11 S	1.26	37	47.37	1,752.92	48.4200	1,791.54	38.62	24.19	1.35
TOWERS WATSON & CO CL A									
TW									
Acquired 07/01/11 S	0.89	21	65.83	1,382.63	59.9300	1,258.53	-124.10	8.40	0.66
VERISK ANALYTICS INC									
CLASS A									
VRSK									
Acquired 10/03/11 S		20	33.86	677.37		802.60	125.23		
Acquired 10/04/11 S		22	33.73	742.10		882.86	140.76		
<b>Total</b>	<b>1.19</b>	<b>42</b>		<b>\$1,419.47</b>	<b>40.1300</b>	<b>\$1,685.46</b>	<b>\$265.99</b>	<b>N/A</b>	<b>N/A</b>
WASTE CONNECTIONS INC									
WCN									
Acquired 05/18/11 S		11	31.74	349.15		364.54	15.39		
Acquired 06/08/11 S		51	30.68	1,565.10		1,690.14	125.04		
<b>Total</b>	<b>1.45</b>	<b>62</b>		<b>\$1,914.25</b>	<b>33.1400</b>	<b>\$2,054.68</b>	<b>\$140.43</b>	<b>\$22.32</b>	<b>1.09</b>
WOLVERINE WORLD WIDE INC									
WWW									
Acquired 07/13/11 S	0.98	39	39.94	1,558.05	35.6400	1,389.96	-168.09	18.72	1.34



**Stocks, options & ETFs**  
**Stocks and ETFs continued**

DESCRIPTION	% OF ACCOUNT	QUANTITY	ADJ PRICE/ ORIG PRICE	ADJ COST/ ORIG COST	CURRENT PRICE	CURRENT MARKET VALUE	UNREALIZED GAIN/LOSS	ESTIMATED	
								ANNUAL INCOME	ANNUAL YIELD (%)
WYNDHAM WORLDWIDE CORP									
WYN									
Acquired 02/08/11 S		39	30.56	1,191.97		1,475.37	283.40		
Acquired 07/13/11 S		44	34.06	1,498.85		1,664.52	165.67		
<b>Total</b>	<b>2.21</b>	<b>83</b>		<b>\$2,690.82</b>	<b>37.8300</b>	<b>\$3,139.89</b>	<b>\$449.07</b>	<b>\$49.80</b>	<b>1.59</b>
<b>Total Stocks and ETFs</b>	<b>98.84</b>			<b>\$136,492.16</b>		<b>\$140,509.70</b>	<b>\$4,017.54</b>	<b>\$1,284.93</b>	<b>0.91</b>
<b>Total Stocks, options &amp; ETFs</b>	<b>98.84</b>			<b>\$136,492.16</b>		<b>\$140,509.70</b>	<b>\$4,017.54</b>	<b>\$1,284.93</b>	<b>0.91</b>

nc Cost information for this tax lot is not covered by IRS reporting requirements. Unless indicated, cost for all other lots will be reported to the IRS

**Activity detail**

DATE	ACCOUNT TYPE	TRANSACTION/ CHECK NUMBER	QUANTITY	DESCRIPTION	PRICE	AMOUNT	CASH AND SWEEP BALANCES
12/01				BEGINNING BALANCE			1,537.94
12/01	Cash	DIVIDEND		DISH NETWORK CORP CLASS A		150.00	
				12011 75			
12/01	Cash	DIVIDEND		EQT CORP		3.96	
				12011 18			
12/01	Cash	DIVIDEND		J B HUNT TRANSPORT SERVICE INC		8.19	
				12011 63			
12/01	Cash	DIVIDEND		IAC/INTERACTIVECORP		11.04	
				12011 92			
12/09	Cash	DIVIDEND		EXPEDIA INC		9.24	
				120911 132			
12/09	Cash	DIVIDEND		EVERCORE PARTNERS INC CL A		13.80	
				120911 69			
12/09	Cash	DIVIDEND		PLANTRONICS INC		2.15	
				120911 43			
12/09	Cash	DIVIDEND		WYNDHAM WORLDWIDE CORP		12.45	
				120911 83			
12/12	Cash	SALE	-66.00000	EXPEDIA INC	28 2776	1,866.28	

MacWilliams Family Foundation  
 EIN #91-1810520  
 Wells Fargo #7979

**Additional information**

Return of capital	THIS PERIOD 0.00	THIS YEAR 28 61	Foreign withholding	THIS PERIOD -23.93	THIS YEAR -404.97
Gross proceeds	683.69	118,603 44			

**Portfolio detail**

**Cash and Sweep Balances**

Bank Deposit Sweep - Consists of monies held at Wells Fargo Bank, N.A. and (if amounts exceed \$250,000) at one or more other Wells Fargo affiliated banks. These assets are not covered by SIPC, but are instead eligible for FDIC insurance of up to \$250,000 per depositor, per institution, in accordance with FDIC rules. For additional information on the Bank Deposit Sweep for your account, please contact Your Financial Advisor.

DESCRIPTION	% OF ACCOUNT	ANNUAL PERCENTAGE YIELD EARNED*	CURRENT MARKET VALUE	ESTIMATED ANNUAL INCOME
Cash	0.03	0.00	26.37	0.00
BANK DEPOSIT SWEEP	6.84	0.02	6,485.41	1.29
Interest Period 12/01/11 - 12/31/11				

**Total Cash and Sweep Balances**

**\$6,511.78**

**\$1.29**

\* APYE measures the total amount of the interest paid on an account based on the interest rate and the frequency of the compounding during the interest period. The annual percentage yield earned is expressed as an annualized rate, based on a 365 day year.

**Stocks, options & ETFs**

**Stocks and ETFs**

DESCRIPTION	% OF ACCOUNT	QUANTITY	ADJ PRICE/ ORIG PRICE	ADJ COST/ ORIG COST	CURRENT PRICE	CURRENT MARKET VALUE	UNREALIZED GAIN/LOSS	ESTIMATED	
								ANNUAL INCOME	ANNUAL YIELD (%)
ALLIANZ SE-ADR									
AZSEY									
Acquired 01/24/11 S		87	13.43	1,168.41		823.89	-344.52		
Acquired 08/09/11 S		57	11.05	629.95		539.79	-90.16		
<b>Total</b>	<b>1.44</b>	<b>144</b>		<b>\$1,798.36</b>	<b>9.4700</b>	<b>\$1,363.68</b>	<b>-\$434.68</b>	<b>\$69.55</b>	<b>5.10</b>
ALSTOM SA-UNSPON ADR									
ALSMY									
Acquired 08/18/11 S		239	4.39	1,051.31		705.05	-346.26		
Acquired 10/03/11 S		73	3.18	232.29		215.35	-16.94		
<b>Total</b>	<b>0.97</b>	<b>312</b>		<b>\$1,283.60</b>	<b>2.9500</b>	<b>\$920.40</b>	<b>-\$363.20</b>	<b>\$19.34</b>	<b>2.10</b>





MacWilliams Family Foundation  
 EIN #91-1810520  
 Wells Fargo #7979

**Stocks, options & ETFs**  
**Stocks and ETFs continued**

DESCRIPTION	% OF ACCOUNT	QUANTITY	ADJ PRICE/ ORIG PRICE	ADJ COST/ ORIG COST	CURRENT PRICE	CURRENT MARKET VALUE	UNREALIZED GAIN/LOSS	ESTIMATED	
								ANNUAL INCOME	ANNUAL YIELD (%)
<b>ALUMINA LTD SPONSORED</b>									
ADR									
AWC									
Acquired 01/24/11 S		121	9.72	1,176.95		557.81	-619.14		
Acquired 09/30/11 S		20	5.65	113.16		92.20	-20.96		
Acquired 10/03/11 S		35	5.52	193.37		161.35	-32.02		
<b>Total</b>	<b>0.86</b>	<b>176</b>		<b>\$1,483.48</b>	<b>4.6100</b>	<b>\$811.36</b>	<b>-\$672.12</b>	<b>\$49.10</b>	<b>6.05</b>
<b>ANGLOGOLD ASHANTI LTD</b>									
SPON ADR									
Acquired 01/24/11 S	2.51	56	44.52	2,493.52	42.4500	2,377.20	-116.32	19.15	0.80
<b>ASTRAZENECA PLC</b>									
SPON ADR									
Acquired 01/24/11 S		41	48.64	1,994.39		1,897.89	-96.50		
Acquired 02/08/11 S		14	48.39	677.58		648.06	-29.52		
<b>Total</b>	<b>2.69</b>	<b>55</b>		<b>\$2,671.97</b>	<b>46.2900</b>	<b>\$2,545.95</b>	<b>-\$126.02</b>	<b>\$148.50</b>	<b>5.83</b>
<b>AXIS CAPITAL HLDGS LTD</b>									
AXS									
Acquired 01/24/11 S	1.38	41	35.49	1,455.39	31.9600	1,310.36	-145.03	39.36	3.00
<b>BARRICK GOLD CORP</b>									
ABX									
Acquired 01/24/11 S		69	46.78	3,228.28		3,122.25	-106.03		
Acquired 12/15/11 S		5	44.64	223.21		226.25	3.04		
<b>Total</b>	<b>3.53</b>	<b>74</b>		<b>\$3,451.49</b>	<b>45.2500</b>	<b>\$3,348.50</b>	<b>-\$102.99</b>	<b>\$44.40</b>	<b>1.33</b>
<b>CAMECO CORP</b>									
CCJ									
Acquired 01/24/11 S		75	38.95	2,921.53		1,353.75	-1,567.78		
Acquired 03/15/11 S		22	31.85	700.75		397.10	-303.65		
Acquired 08/04/11 S		14	24.57	343.99		252.70	-91.29		
Acquired 08/08/11 S		18	22.60	406.83		324.90	-81.93		
Acquired 08/26/11 S		13	22.13	287.76		234.65	-53.11		
Acquired 12/20/11 S		14	17.74	248.45		252.70	4.25		
<b>Total</b>	<b>2.97</b>	<b>156</b>		<b>\$4,909.31</b>	<b>18.0500</b>	<b>\$2,815.80</b>	<b>-\$2,093.51</b>	<b>\$61.15</b>	<b>2.17</b>
<b>CARREFOUR SA SPONS ADR</b>									
CRRFY									
Acquired 08/06/09 L nc		111	9.09	1,009.35		497.28	-512.07		

MacWilliams Family Foundation  
 EIN #91-1810520  
 Wells Fargo #7979

**Stocks, options & ETFs**  
**Stocks and ETFs continued**

DESCRIPTION	% OF ACCOUNT	QUANTITY	ADJ PRICE/ ORIG PRICE	ADJ COST/ ORIG COST	CURRENT PRICE	CURRENT MARKET VALUE	UNREALIZED GAIN/LOSS	ESTIMATED	
								ANNUAL INCOME	ANNUAL YIELD (%)
Acquired 09/03/09 L nc		102	8.93	911.58		456.96	-454.62		
Acquired 01/24/11 S		70	9.33	653.10		313.60	-339.50		
Acquired 10/04/11 S		160	4.47	716.10		716.80	0.70		
<b>Total</b>	<b>2.09</b>	<b>443</b>		<b>\$3,290.13</b>	<b>4.4800</b>	<b>\$1,984.64</b>	<b>-\$1,305.49</b>	<b>\$101.00</b>	<b>5.09</b>
CENTRAIS ELEC BRAZ COM									
ELBRAS ON SPON ADR SHRS									
EBR									
Acquired 01/24/11 S	1.31	128	13.70	1,754.52	9.7100	1,242.88	-511.64	67.07	5.39
DAI NIPPON PRINT-UNSPON									
ADR									
DNPLY									
Acquired 01/24/11 S	2.54	255	13.90	3,544.50	9.4600	2,412.30	-1,132.20	83.64	3.46
DAIICHI SANKYO CO LTD									
SPONSORED ADR LEVEL 1									
DSNKY									
Acquired 04/13/11 S		31	18.70	579.81		606.36	26.55		
Acquired 04/25/11 S		31	19.06	590.93		606.36	15.43		
<b>Total</b>	<b>1.28</b>	<b>62</b>		<b>\$1,170.74</b>	<b>19.5600</b>	<b>\$1,212.72</b>	<b>\$41.98</b>	<b>\$39.49</b>	<b>3.26</b>
EAST JAPAN RAILWAY CO-									
ADR									
EJPRY									
Acquired 02/24/11 S		52	11.56	601.58		543.40	-58.18		
Acquired 03/02/11 S		53	11.65	617.97		553.85	-64.12		
<b>Total</b>	<b>1.16</b>	<b>105</b>		<b>\$1,219.55</b>	<b>10.4500</b>	<b>\$1,097.25</b>	<b>-\$122.30</b>	<b>\$20.05</b>	<b>1.83</b>
EDF - UNSPON ADR									
ECIFY									
Acquired 01/24/11 S		201	8.81	1,770.81		966.81	-804.00		
Acquired 04/07/11 S		19	7.86	149.49		91.39	-58.10		
Acquired 12/19/11 S		81	4.66	377.98		389.61	11.63		
<b>Total</b>	<b>1.53</b>	<b>301</b>		<b>\$2,298.28</b>	<b>4.8100</b>	<b>\$1,447.81</b>	<b>-\$850.47</b>	<b>\$70.73</b>	<b>4.89</b>
FINMECCANICA SPA-UNS ADR									
FINMY									
Acquired 01/24/11 S		355	6.68	2,371.40		631.90	-1,739.50		
Acquired 08/08/11 S		221	3.49	772.09		393.38	-378.71		
<b>Total</b>	<b>1.08</b>	<b>576</b>		<b>\$3,143.49</b>	<b>1.7800</b>	<b>\$1,025.28</b>	<b>-\$2,118.21</b>	<b>\$110.59</b>	<b>10.79</b>



MacWilliams Family Foundation  
 EIN #91-1810520  
 Wells Fargo #7979

**Stocks, options & ETFs**  
**Stocks and ETFs continued**

DESCRIPTION	ACCOUNT	% OF ACCOUNT	QUANTITY	ADJ PRICE/ ORIG PRICE	ADJ COST/ ORIG COST	CURRENT PRICE	CURRENT MARKET VALUE	UNREALIZED GAIN/LOSS	ESTIMATED	
									ANNUAL INCOME	ANNUAL YIELD (%)
FUJIFILM HLDGS CORP ADR										
2 ORD										
FUJIY										
Acquired 01/24/11 S		1.57	64	36.95	2,364.80	23.2600	1,488.64	-876.16	19.07	1.28
GAZPROM O A O										
SPONSORED ADR										
OGZPY										
Acquired 01/24/11 S			92	6.37	1,172.54		982.65	-189.89		
Acquired 08/11/11 S			53	10.76	570.57		566.09	-4.48		
Acquired 09/29/11 S			57	9.71	553.76		608.82	55.06		
<b>Total</b>		<b>2.28</b>	<b>202</b>		<b>\$2,296.87</b>	<b>10.6610</b>	<b>\$2,157.56</b>	<b>-\$139.31</b>	<b>\$41.61</b>	<b>1.93</b>
GLAXOSMITHKLINE PLC-ADR										
GSK										
Acquired 10/12/06 L nc			1	55.10	55.10		45.63	-9.47		
Acquired 02/12/07 L nc			13	56.76	737.88		593.19	-144.69		
Acquired 12/17/07 L nc			29	52.23	1,514.87		1,323.27	-191.60		
Acquired 02/07/11 S			14	38.93	545.02		638.82	93.80		
<b>Total</b>		<b>2.74</b>	<b>57</b>		<b>\$2,852.87</b>	<b>45.6300</b>	<b>\$2,600.91</b>	<b>-\$251.96</b>	<b>\$125.74</b>	<b>4.83</b>
GOLD FIELDS LTD NEW										
ADR RAND										
GFI										
Acquired 01/24/11 S		2.06	128	16.30	2,087.32	15.2500	1,952.00	-135.32	30.46	1.56
HACHIJUNI BANK LTD UNS										
ADR										
HACBY										
Acquired 01/25/11 S		1.26	21	58.70	1,232.70	56.8000	1,192.80	-39.90	17.59	1.47
HOME RETAIL GROUP PLC										
SPONSORED ADR										
HMRTY										
Acquired 03/10/11 S			46	12.73	585.67		237.36	-348.31		
Acquired 06/09/11 S			38	11.83	449.77		196.08	-253.69		
Acquired 09/06/11 S			48	7.56	362.98		247.68	-115.30		
<b>Total</b>		<b>0.72</b>	<b>132</b>		<b>\$1,398.42</b>	<b>5.1600</b>	<b>\$681.12</b>	<b>-\$717.30</b>	<b>\$119.32</b>	<b>17.52</b>
KINROSS GOLD CORP										
(NEW) NO PAR										
KGC										
Acquired 01/24/11 S			129	16.88	2,178.21		1,470.60	-707.61		

MacWilliams Family Foundation  
 EIN #91-1810520  
 Wells Fargo #7979

**Stocks, options & ETFs**  
**Stocks and ETFs continued**

DESCRIPTION	% OF ACCOUNT	QUANTITY	ADJ PRICE/ ORIG PRICE	ADJ COST/ ORIG COST	CURRENT PRICE	CURRENT MARKET VALUE	UNREALIZED GAIN/LOSS	ESTIMATED	
								ANNUAL INCOME	ANNUAL YIELD (%)
Acquired 02/25/11 S		20	15.94	318.92		228.00	-90.92		
Acquired 09/27/11 S		9	15.37	138.37		102.60	-35.77		
Acquired 10/17/11 S		19	14.26	271.08		216.60	-54.48		
<b>Total</b>	<b>2.13</b>	<b>177</b>		<b>\$2,906.58</b>	<b>11.4000</b>	<b>\$2,017.80</b>	<b>-\$888.78</b>	<b>\$21.24</b>	<b>1.05</b>
KOREA ELEC PWR CORP									
SPONSORED ADR									
KEP									
Acquired 01/26/11 S	1.32	114	12.86	1,466.94	10.9800	1,251.72	-215.22	N/A	N/A
MARINE HARVEST-UNSPN ADR									
MNHVY									
Acquired 09/06/11 S		47	10.71	503.45		399.97	-103.48		
Acquired 09/13/11 S		53	10.36	549.36		451.03	-98.33		
<b>Total</b>	<b>0.90</b>	<b>100</b>		<b>\$1,052.81</b>	<b>8.5100</b>	<b>\$851.00</b>	<b>-\$201.81</b>	<b>\$208.50</b>	<b>24.50</b>
MS&AD INS GROUP HLDGS									
MSADY									
Acquired 01/24/11 S		194	12.23	2,372.62		1,763.46	-609.16		
Acquired 04/21/11 S		5	11.32	56.61		45.45	-11.16		
Acquired 04/25/11 S		63	11.21	706.31		572.67	-133.64		
<b>Total</b>	<b>2.51</b>	<b>262</b>		<b>\$3,135.54</b>	<b>9.0900</b>	<b>\$2,381.58</b>	<b>-\$753.96</b>	<b>\$67.59</b>	<b>2.84</b>
NEWCREST MINING LTD									
SPONS ADR									
NCMGY									
Acquired 01/24/11 S		63	37.07	2,335.41		1,909.53	-425.88		
Acquired 12/19/11 S		12	31.03	372.41		363.72	-8.69		
<b>Total</b>	<b>2.40</b>	<b>75</b>		<b>\$2,707.82</b>	<b>30.3100</b>	<b>\$2,273.25</b>	<b>-\$434.57</b>	<b>\$20.85</b>	<b>0.92</b>
NEXEN INC									
NXY									
Acquired 01/24/11 S		92	24.90	2,291.29		1,463.72	-827.57		
Acquired 09/09/11 S		14	19.49	272.88		222.74	-50.14		
Acquired 09/27/11 S		23	17.32	398.46		365.93	-32.53		
Acquired 12/13/11 S		16	14.90	238.52		254.56	16.04		
<b>Total</b>	<b>2.43</b>	<b>145</b>		<b>\$3,201.15</b>	<b>15.9100</b>	<b>\$2,306.95</b>	<b>-\$894.20</b>	<b>\$29.29</b>	<b>1.27</b>
NINTENDO LTD ADR									
NTDOY									
Acquired 01/24/11 S		51	34.40	1,754.40		863.94	-890.46		
Acquired 05/24/11 S		9	28.02	252.25		152.46	-99.79		



MacWilliams Family Foundation  
 EIN #91-1810520  
 Wells Fargo #7979

**Stocks, options & ETFs**  
**Stocks and ETFs continued**

DESCRIPTION	QUANTITY	ADJ PRICE/ ORIG PRICE	ADJ COST/ ORIG COST	CURRENT PRICE	CURRENT MARKET VALUE	UNREALIZED GAIN/LOSS	ESTIMATED	
							ANNUAL INCOME	ANNUAL YIELD (%)
Acquired 08/01/11 S	24	19.81	475.47		406.56	-68.91		
<b>Total</b>	<b>84</b>		<b>\$2,482.12</b>	<b>16.9400</b>	<b>\$1,422.96</b>	<b>-\$1,059.16</b>	<b>\$33.51</b>	<b>2.35</b>
NIPPON TELEGRAPH & TELEPHONE CORP SPONSORED ADR								
NTT	143	23.09	3,302.64	25.3300	3,622.19	319.55	108.39	2.99
Acquired 01/24/11 S								
NOKIA CORP SPONSORED ADR								
NOK	216	10.84	2,342.61		1,041.12	-1,301.49		
Acquired 01/24/11 S	35	9.43	330.05		168.70	-161.35		
Acquired 02/11/11 S	25	8.06	201.62		120.50	-81.12		
Acquired 03/16/11 S	59	7.03	414.88		284.38	-130.50		
Acquired 05/31/11 S								
<b>Total</b>	<b>335</b>		<b>\$3,289.16</b>	<b>4.8200</b>	<b>\$1,614.70</b>	<b>-\$1,674.46</b>	<b>\$137.68</b>	<b>8.53</b>
PANASONIC CORP - ADR								
PC	126	13.96	1,759.83		1,057.14	-702.69		
Acquired 01/24/11 S	18	11.84	213.16		151.02	-62.14		
Acquired 03/17/11 S								
<b>Total</b>	<b>144</b>		<b>\$1,972.99</b>	<b>8.3900</b>	<b>\$1,208.16</b>	<b>-\$764.83</b>	<b>\$16.41</b>	<b>1.36</b>
PERUSAHAAN PERSEROAN PERSERO PT INDONESIA TELEKOMUNIKASI SPON ADR								
TLK	18	33.43	601.82		553.32	-48.50		
Acquired 02/17/11 S	18	34.01	612.34		553.32	-59.02		
Acquired 02/25/11 S								
<b>Total</b>	<b>36</b>		<b>\$1,214.16</b>	<b>30.7400</b>	<b>\$1,106.64</b>	<b>-\$107.52</b>	<b>\$45.79</b>	<b>4.14</b>
POLYUS GOLD INTL LTD								
GDR LEVEL 1	145	N/A##	N/A		427.75	N/A		
PLZLY	95	3.31	315.34		280.25	-35.09		
Acquired 07/26/11 S	67	3.30	221.10		197.65	-23.45		
Acquired 08/11/11 S								
Acquired 08/12/11 S								
<b>Total</b>	<b>307</b>		<b>\$536.44</b>	<b>2.9500</b>	<b>\$905.65</b>	<b>-\$68.54</b>	<b>N/A</b>	<b>N/A</b>

MacWilliams Family Foundation  
 EIN #91-1810520  
 Wells Fargo #7979

**Stocks, options & ETFs**  
**Stocks and ETFs continued**

DESCRIPTION	% OF ACCOUNT	QUANTITY	ADJ PRICE/ ORIG PRICE	ADJ COST/ ORIG COST	CURRENT PRICE	CURRENT MARKET VALUE	UNREALIZED GAIN/LOSS	ESTIMATED	
								ANNUAL INCOME	ANNUAL YIELD (%)
ROHM CO LTD ADR									
ROHCY									
Acquired 01/24/11 S	1.34	55	32.30	1,776.50	23.0400	1,267.20	-509.30	28.16	2.22
SANOFI ADR									
SNY									
Acquired 02/11/10 L nc		14	36.00	504.13		511.56	7.43		
Acquired 03/31/10 L nc		15	37.31	559.75		548.10	-11.65		
Acquired 04/16/10 L nc		15	36.75	551.34		548.10	-3.24		
Acquired 04/30/10 L nc		15	34.31	514.70		548.10	33.40		
Acquired 06/29/10 L nc		16	29.74	475.85		584.64	108.79		
Acquired 08/02/10 L nc		14	29.92	418.96		511.56	92.60		
<b>Total</b>	<b>3.43</b>	<b>89</b>		<b>\$3,024.73</b>	<b>36.5400</b>	<b>\$3,252.06</b>	<b>\$227.33</b>	<b>\$117.74</b>	<b>3.62</b>
SEKISUIHOUSE									
UNSPONSOREDADR									
SKHSY									
Acquired 01/24/11 S	1.64	179	9.96	1,782.84	8.7100	1,559.09	-223.75	32.04	2.05
SEVEN & I HOLDINGS ADR									
SVNDY									
Acquired 07/24/09 L nc		8	45.24	361.95		442.00	80.05		
Acquired 01/25/10 L nc		14	43.66	611.28		773.50	162.22		
Acquired 10/12/10 L nc		4	47.81	191.25		221.00	29.75		
Acquired 10/13/10 L nc		8	47.28	378.28		442.00	63.72		
<b>Total</b>	<b>1.98</b>	<b>34</b>		<b>\$1,542.76</b>	<b>55.2500</b>	<b>\$1,878.50</b>	<b>\$335.74</b>	<b>\$44.77</b>	<b>2.38</b>
SHIESEIDO CO LTD									
SPON ADR									
SSDOY									
Acquired 01/24/11 S		76	20.43	1,552.68		1,377.88	-174.80		
Acquired 05/25/11 S		22	16.62	365.67		398.86	33.19		
<b>Total</b>	<b>1.87</b>	<b>98</b>		<b>\$1,918.35</b>	<b>18.1300</b>	<b>\$1,776.74</b>	<b>-\$141.61</b>	<b>\$52.72</b>	<b>2.97</b>
SIEMENS A G - ADR									
SI									
Acquired 01/24/11 S		12	124.87	1,498.50		1,147.32	-351.18		
Acquired 09/27/11 S		4	94.71	378.85		382.44	3.59		
<b>Total</b>	<b>1.61</b>	<b>16</b>		<b>\$1,877.35</b>	<b>95.6100</b>	<b>\$1,529.76</b>	<b>-\$347.59</b>	<b>\$47.26</b>	<b>3.09</b>



MacWilliams Family Foundation  
 EIN #91-1810520  
 Wells Fargo #7979

**Stocks, options & ETFs**  
**Stocks and ETFs continued**

DESCRIPTION	% OF ACCOUNT	QUANTITY	ADJ PRICE/ ORIG PRICE	ADJ COST/ ORIG COST	CURRENT PRICE	CURRENT MARKET VALUE	UNREALIZED GAIN/LOSS	ESTIMATED	
								ANNUAL INCOME	ANNUAL YIELD (%)
SK TELECOMMUNICATIONS CO LMT SPON ADR SKM	2.57	179	17.43	3,121.25	13.6100	2,436.19	-685.06	130.31	5.34
SOCIETE GENERALE FRANCE SPONSORED ADR SCGLY									
Acquired 08/27/01 L nc		14	12.53	175.47		61.04	-114.43		
Acquired 05/07/08 L nc		65	23.45	1,524.39		283.40	-1,240.99		
Acquired 06/30/09 L nc		10	N/A##	91.66		43.60	-48.06		
<b>Total</b>	<b>0.41</b>	<b>89</b>		<b>\$1,791.52</b>	<b>4.3600</b>	<b>\$388.04</b>	<b>-\$1,403.48</b>	<b>\$38.80</b>	<b>10.00</b>
SUMITOMO MITSUI TRUST HOLDINGS INC SPON ADR SUTNY	1.19	396	3.50	1,386.00	2.8400	1,124.64	-261.36	16.23	1.44
SWISSCOM AG SPONSORED ADR SCMWY	1.96	49	43.85	2,148.65	37.9200	1,858.08	-290.57	107.31	5.77
TALISMAN ENERGY INC TLM	1.00	74	13.50	999.34	12.7500	943.50	-55.84	19.98	2.11
TELECOM ITALIA SPA SPON ADR TIIA	2.01	214	12.07	2,582.98	8.9000	1,904.60	-678.38	327.63	17.20
TNT EXPRESS NV ADR TNTXY									
Acquired 07/12/11 S		112	9.98	1,117.83		824.32	-293.51		
Acquired 09/12/11 S		71	8.30	589.51		522.56	-66.95		
<b>Total</b>	<b>1.42</b>	<b>183</b>		<b>\$1,707.34</b>	<b>7.3600</b>	<b>\$1,346.88</b>	<b>-\$360.46</b>	<b>\$6.77</b>	<b>0.50</b>
TOYOTA MTR CORP ADR NEW 3/8Z TM	1.46	21	76.70	1,610.70	66.1300	1,388.73	-221.97	24.44	1.76
Acquired 04/07/05 L nc									

MacWilliams Family Foundation  
 EIN #91-1810520  
 Wells Fargo #7979

**Stocks, options & ETFs**  
**Stocks and ETFs continued**

DESCRIPTION	% OF ACCOUNT	QUANTITY	ADJ PRICE/ ORIG PRICE	ADJ COST/ ORIG COST	CURRENT PRICE	CURRENT MARKET VALUE	UNREALIZED GAIN/LOSS	ESTIMATED	
								ANNUAL INCOME	ANNUAL YIELD (%)
TRANSOCEAN LTD ORDINARY SHARES RIG									
Acquired 12/07/11 S		11	45.40	499.43		422.29	-77.14		
Acquired 12/08/11 S		13	43.83	569.88		499.07	-70.81		
<b>Total</b>	<b>0.97</b>	<b>24</b>		<b>\$1,069.31</b>	<b>38.3900</b>	<b>\$921.36</b>	<b>-\$147.95</b>	<b>\$75.84</b>	<b>8.23</b>
UBS AG-REG									
UBS									
Acquired 01/24/11 S		81	18.01	1,459.39		958.23	-501.16		
Acquired 06/28/11 S		13	17.62	229.18		153.79	-75.39		
Acquired 08/04/11 S		12	15.33	184.01		141.96	-42.05		
<b>Total</b>	<b>1.32</b>	<b>106</b>		<b>\$1,872.58</b>	<b>11.8300</b>	<b>\$1,253.98</b>	<b>-\$618.60</b>	<b>N/A</b>	<b>N/A</b>
VODAFONE GROUP PLC SPONSORED ADR NEW VOD									
Acquired 08/24/09 L nc		2	21.62	43.25		56.06	12.81		
Acquired 08/28/09 L nc		49	21.78	1,067.66		1,373.47	305.81		
Acquired 10/16/09 L nc		24	21.99	527.90		672.72	144.82		
Acquired 11/11/09 L nc		26	22.34	580.95		728.78	147.83		
<b>Total</b>	<b>2.99</b>	<b>101</b>		<b>\$2,219.76</b>	<b>28.0300</b>	<b>\$2,831.03</b>	<b>\$611.27</b>	<b>\$145.74</b>	<b>5.15</b>
WACOAL HOLDINGS CORP-SP ADR									
WACLY									
Acquired 01/24/11 S		26	69.02	1,794.52		1,706.64	-87.88		
WOLTERS KLUWER N V SPONSORED ADR WTKWY									
Acquired 01/24/11 S		99	23.71	2,347.29		1,694.88	-652.41		
Acquired 08/08/11 S		17	18.10	307.79		291.04	-16.75		
<b>Total</b>	<b>2.09</b>	<b>116</b>		<b>\$2,655.08</b>	<b>17.1200</b>	<b>\$1,985.92</b>	<b>-\$669.16</b>	<b>\$94.07</b>	<b>4.74</b>
<b>Total Stocks and ETFs</b>	<b>93.13</b>			<b>\$112,351.22</b>		<b>\$88,304.70</b>	<b>-\$24,474.27</b>	<b>\$3,325.48</b>	<b>3.77</b>
<b>Total Stocks, options &amp; ETFs</b>	<b>93.13</b>			<b>\$112,351.22</b>		<b>\$88,304.70</b>	<b>-\$24,474.27</b>	<b>\$3,325.48</b>	<b>3.77</b>

# Cost information for one or more securities is not available. If you have cost information and would like to see it on future statements, contact Your Financial Advisor.  
 nc Cost information for this tax lot is not covered by IRS reporting requirements. Unless indicated, cost for all other lots will be reported to the IRS.







MacWilliams Family Foundation  
 EIN #91-1810520  
 Wells Fargo 9296

**Stocks, options & ETFs**  
**Stocks and ETFs continued**

DESCRIPTION	% OF ACCOUNT	QUANTITY	ADJ PRICE/ ORIG PRICE	ADJ COST/ ORIG COST	CURRENT PRICE	CURRENT MARKET VALUE	UNREALIZED GAIN/LOSS	ESTIMATED	
								ANNUAL INCOME	ANNUAL YIELD (%)
Acquired 03/11/09 L nc		16	17.45	279.29		653.12	373.83		
Acquired 03/30/10 L nc		20	32.95	659.17		816.40	157.23		
Acquired 11/04/10 L nc		13	35.49	461.49		530.66	69.17		
<b>Total</b>	<b>1.52</b>	<b>68</b>		<b>\$1,833.25</b>	<b>40.8200</b>	<b>\$2,775.76</b>	<b>\$942.51</b>	<b>\$85.68</b>	<b>3.09</b>
<b>AMERN EAGLE OUTFITTERS INC NEW</b>									
AEO		163	10.93	1,781.59		2,492.27	710.68		
Acquired 09/08/11 S		24	11.19	268.56		366.96	98.40		
<b>Total</b>	<b>1.57</b>	<b>187</b>		<b>\$2,050.15</b>	<b>15.2900</b>	<b>\$2,859.23</b>	<b>\$809.08</b>	<b>\$82.28</b>	<b>2.88</b>
<b>ANALOGIC CORP NEW 977</b>									
ALOG		22	40.00	880.00		1,261.04	381.04		
Acquired 01/29/10 L nc		30	44.80	1,344.11		1,719.60	375.49		
<b>Total</b>	<b>1.64</b>	<b>52</b>		<b>\$2,224.11</b>	<b>57.3200</b>	<b>\$2,980.64</b>	<b>\$756.53</b>	<b>\$20.80</b>	<b>0.70</b>
<b>ANDERSONS INC</b>									
ANDE		7	26.55	185.86		305.62	119.76		
Acquired 12/23/09 L nc		42	25.93	1,089.25		1,833.72	744.47		
Acquired 01/07/10 L nc		39	34.72	1,354.37		1,702.74	348.37		
<b>Total</b>	<b>2.11</b>	<b>88</b>		<b>\$2,629.48</b>	<b>43.6600</b>	<b>\$3,842.08</b>	<b>\$1,212.60</b>	<b>\$52.80</b>	<b>1.37</b>
<b>ARES CAPITAL CORP</b>									
ARCC		125	3.58	447.91		1,931.25	1,483.34		
Acquired 03/16/09 L nc					15.4500			180.00	9.32
<b>ASTEC INDUSTRIES INC</b>									
ASTE		33	24.73	816.28		1,062.93	246.65		
Acquired 03/13/09 L nc		17	25.13	427.29		547.57	120.28		
Acquired 07/21/09 L nc		28	25.13	703.66		901.88	198.22		
<b>Total</b>	<b>1.38</b>	<b>78</b>		<b>\$1,947.23</b>	<b>32.2100</b>	<b>\$2,512.38</b>	<b>\$565.15</b>	<b>N/A</b>	<b>N/A</b>
<b>BANNER CORP NEW</b>									
BANR		105	16.79	1,763.96		1,800.75	36.79		
Acquired 11/09/11 S		69	16.66	1,150.13		1,183.35	33.22		
Acquired 12/16/11 S					17.1500			\$6.96	0.23
<b>Total</b>	<b>1.64</b>	<b>174</b>		<b>\$2,914.09</b>	<b>17.1500</b>	<b>\$2,984.10</b>	<b>\$70.01</b>	<b>\$6.96</b>	<b>0.23</b>

MacWilliams Family Foundation  
 EIN #91-1810520  
 Wells Fargo 9296

**Stocks, options & ETFs**  
**Stocks and ETFs continued**

DESCRIPTION	% OF ACCOUNT	QUANTITY	ADJ PRICE/ ORIG PRICE	ADJ COST/ ORIG COST	CURRENT PRICE	CURRENT MARKET VALUE	UNREALIZED GAIN/LOSS	ESTIMATED	
								ANNUAL INCOME	ANNUAL YIELD (%)
<b>BIOMED REALTY TRUST INC</b>									
BMR									
Acquired 03/19/10 L nc		85	17.07	1,451.55		1,536.80	85.25		
			17.23	1,465.36					
Acquired 04/06/10 L nc		19	17.18	326.46		343.52	17.06		
			17.29	328.60					
Acquired 11/15/10 L nc		60	17.58	1,055.38		1,084.80	29.42		
Acquired 01/11/11 S		36	18.39	662.04		650.88	-11.16		
<b>Total</b>	<b>1.99</b>	<b>200</b>		<b>\$3,495.43</b>	<b>18.0800</b>	<b>\$3,616.00</b>	<b>\$120.57</b>	<b>\$160.00</b>	<b>4.42</b>
				<b>\$3,511.38</b>					
<b>BLACK HILLS CORPORATION</b>									
BKH									
Acquired 05/03/11 S		92	34.63	3,186.36		3,089.36	-97.00		
Acquired 07/27/11 S		25	30.50	762.52		839.50	76.98		
<b>Total</b>	<b>2.16</b>	<b>117</b>		<b>\$3,948.88</b>	<b>33.5800</b>	<b>\$3,928.86</b>	<b>-\$20.02</b>	<b>\$170.82</b>	<b>4.35</b>
<b>BOSTON PRIVATE FINL</b>									
HLGGS INC									
BPFH									
Acquired 11/10/09 L nc		163	5.24	855.54		1,294.22	438.68		
Acquired 05/07/10 L nc		28	7.02	196.72		222.32	25.60		
Acquired 06/09/10 L nc		30	5.85	175.50		238.20	62.70		
Acquired 11/16/10 L nc		131	5.37	704.32		1,040.14	335.82		
Acquired 09/22/11 S		115	5.61	646.05		913.10	267.05		
<b>Total</b>	<b>2.04</b>	<b>467</b>		<b>\$2,578.13</b>	<b>7.9400</b>	<b>\$3,707.98</b>	<b>\$1,129.85</b>	<b>\$18.68</b>	<b>0.50</b>
<b>CABOT CORPORATION</b>									
CBT									
Acquired 08/12/09 L nc		47	20.04	942.03		1,510.58	568.55		
Acquired 10/16/09 L nc		30	23.02	690.85		964.20	273.35		
Acquired 10/11/11 S		55	25.89	1,424.02		1,767.70	343.68		
<b>Total</b>	<b>2.33</b>	<b>132</b>		<b>\$3,056.90</b>	<b>32.1400</b>	<b>\$4,242.48</b>	<b>\$1,185.58</b>	<b>\$95.04</b>	<b>2.24</b>
<b>CALLAWAY GOLF CO</b>									
ELY									
Acquired 05/06/10 L nc		208	9.11	1,895.34		1,150.24	-745.10		
Acquired 05/24/10 L nc		24	8.17	196.08		132.72	-63.36		
Acquired 06/09/10 L nc		43	7.61	327.66		237.79	-89.87		
Acquired 06/15/10 L nc		37	7.02	259.74		204.61	-55.13		
Acquired 03/30/11 S		91	6.85	623.36		503.23	-120.13		



MacWilliams Family Foundation  
 EIN #91-1810520  
 Wells Fargo 9296

**Stocks, options & ETFs**  
**Stocks and ETFs continued**

DESCRIPTION	% OF ACCOUNT	QUANTITY	ADJ PRICE/ ORIG PRICE	ADJ COST/ ORIG COST	CURRENT PRICE	CURRENT MARKET VALUE	UNREALIZED GAIN/LOSS	ESTIMATED	
								ANNUAL INCOME	ANNUAL YIELD (%)
Acquired 05/09/11 S		50	6.66	333.00	5.5300	276.50	-56.50		
Acquired 08/17/11 S		23	5.78	133.13		127.19	-5.94		
Acquired 09/29/11 S		85	5.23	445.38		470.05	24.67		
<b>Total</b>	<b>1.70</b>	<b>561</b>		<b>\$4,213.69</b>	<b>5.5300</b>	<b>\$3,102.33</b>	<b>-\$1,111.36</b>	<b>\$22.44</b>	<b>0.72</b>
<b>CASUAL MALE RETAIL GROUP</b>									
INC NEW									
CMRG									
Acquired 12/08/11 S	1.02	544	3.34	1,819.57	3.4200	1,860.48	40.91	N/A	N/A
<b>CHRISTOPHER &amp; BANKS</b>									
CORP									
CBK									
Acquired 12/24/08 L nc		79	4.65	367.93		184.86	-183.07		
Acquired 01/09/09 L nc		131	5.12	671.70		306.54	-365.16		
Acquired 01/14/09 L nc		46	4.09	188.25		107.64	-80.61		
Acquired 01/22/09 L nc		63	3.99	251.86		147.42	-104.44		
Acquired 01/19/11 S		139	5.91	822.82		325.26	-497.56		
Acquired 09/23/11 S		171	3.84	656.90		400.14	-256.76		
<b>Total</b>	<b>0.81</b>	<b>629</b>		<b>\$2,959.46</b>	<b>2.3400</b>	<b>\$1,471.86</b>	<b>-\$1,487.60</b>	<b>\$150.96</b>	<b>10.26</b>
<b>CIRCOR INTL INC</b>									
CIR									
Acquired 12/28/11 S	1.65	85	35.07	2,981.76	35.3100	3,001.35	19.59	12.75	0.42
<b>CONMED CORPORATION</b>									
CNMD									
Acquired 02/04/10 L nc		83	22.35	1,855.45		2,130.61	275.16		
Acquired 08/02/10 L nc		7	19.54	136.84		179.69	42.85		
Acquired 11/01/10 L nc		14	22.13	309.82		359.38	49.56		
<b>Total</b>	<b>1.47</b>	<b>104</b>		<b>\$2,302.11</b>	<b>25.6700</b>	<b>\$2,669.68</b>	<b>\$367.57</b>	<b>N/A</b>	<b>N/A</b>
<b>CYNOSURE INC CL A</b>									
CYNO									
Acquired 01/14/09 L nc		41	8.46	346.95		482.16	135.21		
Acquired 01/15/09 L nc		73	7.36	537.63		858.48	320.85		
Acquired 02/27/09 L nc		52	5.66	294.44		611.52	317.08		
<b>Total</b>	<b>1.07</b>	<b>166</b>		<b>\$1,179.02</b>	<b>11.7600</b>	<b>\$1,952.16</b>	<b>\$773.14</b>	<b>N/A</b>	<b>N/A</b>
<b>CYTEC IND INC</b>									
CYT									
Acquired 09/28/11 S	1.84	75	35.59	2,669.99	44.6500	3,348.75	678.76	37.50	1.11

MacWilliams Family Foundation  
 EIN #91-1810520  
 Wells Fargo 9296

**Stocks, options & ETFs**  
**Stocks and ETFs continued**

DESCRIPTION	% OF ACCOUNT	QUANTITY	ADJ PRICE/ ORIG PRICE	ADJ COST/ ORIG COST	CURRENT PRICE	CURRENT MARKET VALUE	UNREALIZED GAIN/LOSS	ESTIMATED	
								ANNUAL INCOME	ANNUAL YIELD (%)
<b>DIAMONDROCK HOSPITALITY COMPANY</b>									
DRH									
Acquired 06/25/09 L nc		83	5.82	483.64		800.12	316.48		
Acquired 08/18/09 L nc		94	6.68	628.33		906.16	277.83		
Acquired 08/28/09 L nc		48	7.08	340.32		462.72	122.40		
Acquired 09/02/09 L nc		28	6.26	175.54		269.92	94.38		
Acquired 02/01/10 L nc		11	N/A##	105.28		106.04	0.76		
Acquired 03/03/10 L nc		76	8.42	639.93		732.64	92.71		
Acquired 10/14/11 S		32	7.91	253.12		308.48	55.36		
<b>Total</b>	<b>1.97</b>	<b>372</b>		<b>\$2,626.16</b>	<b>9.6400</b>	<b>\$3,586.08</b>	<b>\$959.92</b>	<b>\$119.04</b>	<b>3.32</b>
<b>DIANA SHIPPING INC</b>									
DSX									
Acquired 11/18/10 L nc		208	13.28	2,764.15		1,555.84	-1,208.31		
Acquired 01/07/11 S		53	12.35	654.55		396.44	-258.11		
Acquired 04/15/11 S		68	11.49	781.41		508.64	-272.77		
<b>Total</b>	<b>1.35</b>	<b>329</b>		<b>\$4,200.11</b>	<b>7.4800</b>	<b>\$2,460.92</b>	<b>-\$1,739.19</b>	<b>N/A</b>	<b>N/A</b>
<b>DIGI INTERNATIONAL</b>									
DGI									
Acquired 02/28/11 S		175	11.00	1,925.11		1,953.00	27.89		
Acquired 04/05/11 S		31	10.34	320.80		345.96	25.16		
<b>Total</b>	<b>1.26</b>	<b>206</b>		<b>\$2,245.91</b>	<b>11.1600</b>	<b>\$2,298.96</b>	<b>\$53.05</b>	<b>N/A</b>	<b>N/A</b>
<b>ELECTRO RENT CORP</b>									
ELRC									
Acquired 06/02/08 L nc		1	13.13	13.13		17.15	4.02		
Acquired 07/02/08 L nc		14	11.69	163.80		240.10	76.30		
Acquired 07/03/08 L nc		49	11.66	571.50		840.35	268.85		
<b>Total</b>	<b>0.60</b>	<b>64</b>		<b>\$748.43</b>	<b>17.1500</b>	<b>\$1,097.60</b>	<b>\$349.17</b>	<b>\$51.20</b>	<b>4.66</b>
<b>ELECTRO SCIENTIFIC INDS</b>									
ESIO									
Acquired 01/30/08 L nc		11	15.99	175.98		159.28	-16.70		
Acquired 02/15/08 L nc		28	15.99	447.91		405.44	-42.47		
Acquired 07/03/08 L nc		14	14.23	199.31		202.72	3.41		
Acquired 10/22/08 L nc		112	9.04	1,012.65		1,621.76	609.11		
Acquired 12/08/11 S		98	12.21	1,197.25		1,419.04	221.79		
<b>Total</b>	<b>2.09</b>	<b>263</b>		<b>\$3,033.10</b>	<b>14.4800</b>	<b>\$3,808.24</b>	<b>\$775.14</b>	<b>\$84.16</b>	<b>2.21</b>



MacWilliams Family Foundation  
 EIN #91-1810520  
 Wells Fargo 9296

**Stocks, options & ETFs**  
**Stocks and ETFs continued**

DESCRIPTION	% OF ACCOUNT	QUANTITY	ADJ PRICE/ ORIG PRICE	ADJ COST/ ORIG COST	CURRENT PRICE	CURRENT MARKET VALUE	UNREALIZED GAIN/LOSS	ESTIMATED	
								ANNUAL INCOME	ANNUAL YIELD (%)
<b>FINISH LINE CL A</b>									
FINL									
Acquired 08/17/09 L nc		22	8.34	183.54		424.27	240.73		
Acquired 09/02/09 L nc		55	8.23	452.68		1,060.68	608.00		
Acquired 10/04/10 L nc		13	14.45	187.85		250.70	62.85		
<b>Total</b>	<b>0.95</b>	<b>90</b>		<b>\$824.07</b>	<b>19.2850</b>	<b>\$1,735.65</b>	<b>\$911.58</b>	<b>\$18.00</b>	<b>1.04</b>
<b>FORESTAR GROUP INC</b>									
FOR									
Acquired 05/06/11 S	1.56	188	18.07	3,398.27	15.1300	2,844.44	-553.83	N/A	N/A
<b>FRANKLIN STREET PROPERTIES CORP REIT</b>									
FSP									
Acquired 04/11/07 L nc		49	18.97	929.58		487.55	-442.03		
Acquired 07/05/07 L nc		47	19.26	944.10		467.65	-321.82		
Acquired 07/25/07 L nc		62	17.09	803.39		616.90	-286.97		
Acquired 09/26/07 L nc		25	14.57	903.87		248.75	-184.04		
Acquired 11/06/09 L nc		54	14.87	922.23		537.30	-16.91		
Acquired 04/09/10 L nc		24	17.31	432.79		238.80	-110.08		
<b>Total</b>	<b>1.43</b>	<b>261</b>		<b>\$3,958.80</b>	<b>9.9500</b>	<b>\$2,596.95</b>	<b>-\$1,361.85</b>	<b>\$198.36</b>	<b>7.64</b>
<b>GRAFTECH INTERNATIONAL LTD</b>									
GTI									
Acquired 12/05/11 S	1.89	252	15.04	3,790.41	13.6500	3,439.80	-350.61	N/A	N/A
<b>GRANITE CONSTRUCTION CO</b>									
GVA									
Acquired 12/16/11 S	1.46	112	24.14	2,704.61	23.7200	2,656.64	-47.97	58.24	2.19

MacWilliams Family Foundation  
 EIN #91-1810520  
 Wells Fargo 9296

**Stocks, options & ETFs**  
**Stocks and ETFs continued**

DESCRIPTION	% OF ACCOUNT	QUANTITY	ADJ PRICE/ ORIG PRICE	ADJ COST/ ORIG COST	CURRENT PRICE	CURRENT MARKET VALUE	UNREALIZED GAIN/LOSS	ESTIMATED	
								ANNUAL INCOME	ANNUAL YIELD (%)
<b>HARVARD BIOSCIENCE INC</b>									
HBIO									
Acquired 12/14/07 L nc		459	4.45	2,042.73		1,776.33	-266.40		
Acquired 12/01/08 L nc		158	1.98	314.06		611.46	297.40		
Acquired 12/01/08 L nc		152	1.98	300.96		588.24	287.28		
<b>Total</b>	<b>1.63</b>	<b>769</b>		<b>\$2,657.75</b>	<b>3.8700</b>	<b>\$2,976.03</b>	<b>\$318.28</b>	<b>N/A</b>	<b>N/A</b>
<b>HOSPITALITY PROPERTIES</b>									
REIT TRUST									
COM SH BEN INT									
HPT									
Acquired 08/11/10 L nc		56	21.04	1,178.60		1,286.88	108.28		
Acquired 01/13/11 S		69	24.32	1,678.14		1,585.62	-92.52		
Acquired 08/04/11 S		35	22.61	791.64		804.30	12.66		
<b>Total</b>	<b>2.02</b>	<b>160</b>		<b>\$3,648.38</b>	<b>22.9800</b>	<b>\$3,676.80</b>	<b>\$28.42</b>	<b>\$288.00</b>	<b>7.83</b>
<b>INTL RECTIFIER CORP</b>									
IRF									
Acquired 08/11/08 L nc		42	18.93	795.40		815.64	20.24		
Acquired 09/09/08 L nc		21	21.18	444.85		407.82	-37.03		
Acquired 09/18/08 L nc		8	18.93	151.50		155.36	3.86		
Acquired 08/31/11 S		11	22.80	250.89		213.62	-37.27		
Acquired 10/25/11 S		70	22.99	1,609.64		1,359.40	-250.24		
<b>Total</b>	<b>1.62</b>	<b>152</b>		<b>\$3,252.28</b>	<b>19.4200</b>	<b>\$2,951.84</b>	<b>-\$300.44</b>	<b>N/A</b>	<b>N/A</b>
<b>KBW INC</b>									
KBW									
Acquired 08/22/11 S		130	14.15	1,840.38		1,973.40	133.02		
Acquired 09/07/11 S		32	14.08	450.56		485.76	35.20		
<b>Total</b>	<b>1.35</b>	<b>162</b>		<b>\$2,290.94</b>	<b>15.1800</b>	<b>\$2,459.16</b>	<b>\$168.22</b>	<b>\$32.40</b>	<b>1.32</b>
<b>KENNAMETAL INC CAP STK</b>									
KMT									
Acquired 07/17/09 L nc		42	18.37	771.57		1,533.84	762.27		
Acquired 09/14/09 L nc		17	24.61	418.37		620.84	202.47		
<b>Total</b>	<b>1.18</b>	<b>59</b>		<b>\$1,189.94</b>	<b>36.5200</b>	<b>\$2,154.68</b>	<b>\$964.74</b>	<b>\$33.04</b>	<b>1.53</b>
<b>KENNETH COLE PRODUCTION</b>									
CL A									
KCP									
Acquired 05/08/08 L nc		95	14.44	1,372.20		1,006.05	-366.15		



MacWilliams Family Foundation  
 EIN #91-1810520  
 Wells Fargo 9296

**Stocks, options & ETFs**  
**Stocks and ETFs continued**

DESCRIPTION	% OF ACCOUNT	QUANTITY	ADJ PRICE/ ORIG PRICE	ADJ COST/ ORIG COST	CURRENT PRICE	CURRENT MARKET VALUE	UNREALIZED GAIN/LOSS	ESTIMATED	
								ANNUAL INCOME	ANNUAL YIELD (%)
Acquired 01/14/09 L nc		56	5.95	333.46		593.04	259.58		
Acquired 03/11/09 L nc		70	5.26	368.89		741.30	372.41		
Acquired 09/21/11 S		17	12.14	206.38		180.03	-26.35		
<b>Total</b>	<b>1.38</b>	<b>238</b>		<b>\$2,280.93</b>	<b>10.5900</b>	<b>\$2,520.42</b>	<b>\$239.49</b>	<b>N/A</b>	<b>N/A</b>
<b>KEY TRONIC CORP</b>									
KTCC									
Acquired 02/01/07 L nc		32	3.97	127.27		150.08	22.81		
Acquired 02/02/07 L nc		114	3.99	455.16		534.66	79.50		
<b>Total</b>	<b>0.38</b>	<b>146</b>		<b>\$582.43</b>	<b>4.6900</b>	<b>\$684.74</b>	<b>\$102.31</b>	<b>N/A</b>	<b>N/A</b>
<b>KNIGHT CAPITAL GROUP INC</b>									
CL A									
KCG									
Acquired 09/21/07 L nc		7	12.61	88.28		82.74	-5.54		
Acquired 10/17/07 L nc		76	13.47	1,023.86		898.32	-125.54		
Acquired 07/16/08 L nc		29	13.93	404.00		342.78	-61.22		
Acquired 10/21/09 L nc		65	18.02	1,171.30		768.30	-403.00		
Acquired 05/06/10 L nc		20	14.83	296.60		236.40	-60.20		
Acquired 10/21/10 L nc		25	12.89	322.49		295.50	-26.99		
Acquired 01/11/11 S		9	13.84	124.56		106.38	-18.18		
Acquired 04/29/11 S		26	13.77	358.09		307.32	-50.77		
Acquired 08/04/11 S		19	10.98	208.62		224.58	15.96		
Acquired 09/02/11 S		13	12.11	157.43		153.66	-3.77		
<b>Total</b>	<b>1.88</b>	<b>289</b>		<b>\$4,155.23</b>	<b>11.8200</b>	<b>\$3,415.98</b>	<b>-\$739.25</b>	<b>N/A</b>	<b>N/A</b>
<b>LAYNE CHRISTENSON CO</b>									
LAYN									
Acquired 06/15/09 L nc		14	21.74	304.44		338.80	34.36		
Acquired 07/16/09 L nc		5	19.27	96.36		121.00	24.64		
Acquired 11/23/09 L nc		12	26.81	321.72		290.40	-31.32		
Acquired 12/08/09 L nc		19	26.95	512.19		459.80	-52.39		
Acquired 04/13/10 L nc		23	26.98	620.60		556.60	-64.00		
Acquired 04/18/11 S		24	29.54	709.16		580.80	-128.36		
Acquired 08/22/11 S		40	25.49	1,019.99		968.00	-51.99		
<b>Total</b>	<b>1.82</b>	<b>137</b>		<b>\$3,584.46</b>	<b>24.2000</b>	<b>\$3,315.40</b>	<b>-\$269.06</b>	<b>N/A</b>	<b>N/A</b>
<b>MEN'S WEARHOUSE</b>									
MW									
Acquired 09/20/11 S	1.17	66	28.26	1,865.37	32.4100	2,139.06	273.69	31.68	1.48



MacWilliams Family Foundation  
 EIN #91-1810520  
 Wells Fargo 9296

**Stocks, options & ETFs**  
**Stocks and ETFs continued**

DESCRIPTION	% OF ACCOUNT	QUANTITY	ADJ PRICE/ ORIG PRICE	ADJ COST/ ORIG COST	CURRENT PRICE	CURRENT MARKET VALUE	UNREALIZED GAIN/LOSS	ESTIMATED	
								ANNUAL INCOME	ANNUAL YIELD (%)
<b>NACCO INDUSTRIES INC</b>									
CLASS A									
NC									
Acquired 11/16/11 S		10	82.70	827.00		892.20	65.20		
Acquired 11/17/11 S		32	81.44	2,606.39		2,855.04	248.65		
<b>Total</b>	<b>2.06</b>	<b>42</b>		<b>\$3,433.39</b>	<b>89.2200</b>	<b>\$3,747.24</b>	<b>\$313.85</b>	<b>\$89.46</b>	<b>2.39</b>
<b>NEWPARK RESOURCES INC</b>									
PAR \$0.01 NEW									
NR									
Acquired 08/19/11 S	1.65	316	7.19	2,273.84	9.5000	3,002.00	728.16	N/A	N/A
<b>OM GROUP INC</b>									
OMG									
Acquired 10/02/08 L nc		11	20.51	225.62		246.29	20.67		
Acquired 09/09/09 L nc		14	27.98	391.72		313.46	-78.26		
Acquired 04/27/10 L nc		28	37.16	1,040.65		626.92	-413.73		
Acquired 04/01/11 S		30	36.99	1,110.00		671.70	-438.30		
Acquired 10/28/11 S		21	30.10	632.10		470.19	-161.91		
<b>Total</b>	<b>1.28</b>	<b>104</b>		<b>\$3,400.09</b>	<b>22.3900</b>	<b>\$2,328.56</b>	<b>-\$1,071.53</b>	<b>N/A</b>	<b>N/A</b>
<b>PATTERSON-UTI ENERGY INC</b>									
PTEN									
Acquired 02/02/10 L nc		22	16.29	358.53		439.56	81.03		
Acquired 04/08/10 L nc		38	14.25	541.50		759.24	217.74		
Acquired 05/03/10 L nc		46	14.95	688.16		919.08	230.92		
Acquired 10/10/11 S		47	18.40	865.24		939.06	73.82		
Acquired 11/29/11 S		24	19.70	472.80		479.52	6.72		
<b>Total</b>	<b>1.94</b>	<b>177</b>		<b>\$2,926.23</b>	<b>19.9800</b>	<b>\$3,536.46</b>	<b>\$610.23</b>	<b>\$35.40</b>	<b>1.00</b>
<b>PENNANTPARK INVSTMNT CRP</b>									
PNNT									
Acquired 11/06/08 L nc		75	3.88	291.24		756.75	465.51		
Acquired 02/02/09 L nc		60	3.11	186.77		605.40	418.63		
Acquired 03/18/09 L nc		47	3.71	174.46		474.23	299.77		
<b>Total</b>	<b>1.01</b>	<b>182</b>		<b>\$652.47</b>	<b>10.0900</b>	<b>\$1,836.38</b>	<b>\$1,183.91</b>	<b>\$203.84</b>	<b>11.10</b>
<b>PHOTRONICS INC</b>									
PLAB									
Acquired 08/19/11 S		251	6.40	1,606.40		1,526.08	-80.32		
Acquired 10/26/11 S		141	6.40	902.99		857.28	-45.71		



MacWilliams Family Foundation  
 EIN #91-1810520  
 Wells Fargo 9296

**Stocks, options & ETFs**  
**Stocks and ETFs continued**

DESCRIPTION	% OF ACCOUNT	QUANTITY	ADJ PRICE/ ORIG PRICE	ADJ COST/ ORIG COST	CURRENT PRICE	CURRENT MARKET VALUE	UNREALIZED GAIN/LOSS	ESTIMATED	
								ANNUAL INCOME	ANNUAL YIELD (%)
Acquired 11/14/11 S		123	5.91	727.15		747.84	20.69		
Acquired 12/08/11 S		149	6.00	894.00		905.92	11.92		
<b>Total</b>	<b>2.22</b>	<b>664</b>		<b>\$4,130.54</b>	<b>6.0800</b>	<b>\$4,037.12</b>	<b>-\$93.42</b>	<b>N/A</b>	<b>N/A</b>
PIPER JAFFRAY COS INC									
PJC									
Acquired 07/09/07 L nc		1	55.95	55.95		20.20	-35.75		
Acquired 07/18/07 L nc		17	49.54	842.19		343.40	-498.79		
Acquired 07/18/07 L nc		12	49.98	599.77		242.40	-357.37		
Acquired 10/17/07 L nc		13	49.63	645.23		262.60	-382.63		
Acquired 10/10/08 L nc		8	24.40	195.24		161.60	-33.64		
Acquired 04/21/10 L nc		21	41.08	862.68		424.20	-438.48		
Acquired 04/23/10 L nc		8	38.14	305.12		161.60	-143.52		
Acquired 04/29/11 S		2	35.92	71.84		40.40	-31.44		
Acquired 09/08/11 S		19	21.89	415.94		383.80	-32.14		
Acquired 10/19/11 S		13	18.47	240.16		262.60	22.44		
<b>Total</b>	<b>1.26</b>	<b>114</b>		<b>\$4,234.12</b>	<b>20.2000</b>	<b>\$2,302.80</b>	<b>-\$1,931.32</b>	<b>N/A</b>	<b>N/A</b>
PRECISION DRILLING CORP									
PDS									
Acquired 10/23/09 L nc		76	7.53	572.93		779.76	206.83		
Acquired 11/04/09 L nc		9	6.75	60.75		92.34	31.59		
Acquired 06/01/10 L nc		69	6.86	473.34		707.94	234.60		
Acquired 10/11/11 S		120	10.04	1,204.80		1,231.20	26.40		
<b>Total</b>	<b>1.54</b>	<b>274</b>		<b>\$2,311.82</b>	<b>10.2600</b>	<b>\$2,811.24</b>	<b>\$499.42</b>	<b>N/A</b>	<b>N/A</b>
PROGRESS SOFTWARE CORP									
PRGS									
Acquired 08/19/11 S		88	18.61	1,638.03		1,702.80	64.77		
Acquired 11/14/11 S		50	21.18	1,059.40		967.50	-91.90		
Acquired 12/08/11 S		44	21.05	926.20		851.40	-74.80		
<b>Total</b>	<b>1.93</b>	<b>182</b>		<b>\$3,623.63</b>	<b>19.3500</b>	<b>\$3,521.70</b>	<b>-\$101.93</b>	<b>N/A</b>	<b>N/A</b>
RAYMOND JAMES FINANCIAL									
INC									
RJF									
Acquired 03/13/09 L nc		36	16.63	598.91		1,114.56	515.65		
Acquired 04/16/09 L nc		26	15.66	407.23		804.96	397.73		
Acquired 09/09/11 S		26	25.54	664.20		804.96	140.76		
<b>Total</b>	<b>1.50</b>	<b>88</b>		<b>\$1,670.34</b>	<b>30.9600</b>	<b>\$2,724.48</b>	<b>\$1,054.14</b>	<b>\$45.76</b>	<b>1.68</b>

MacWilliams Family Foundation  
 EIN #91-1810520  
 Wells Fargo 9296

**Stocks, options & ETFs**  
**Stocks and ETFs continued**

DESCRIPTION	% OF ACCOUNT	QUANTITY	ADJ PRICE/ ORIG PRICE	ADJ COST/ ORIG COST	CURRENT PRICE	CURRENT MARKET VALUE	UNREALIZED GAIN/LOSS	ESTIMATED	
								ANNUAL INCOME	ANNUAL YIELD (%)
<b>ROWAN COMPANIES INC</b>									
RDC									
Acquired 01/08/10 L nc		11	25.00	275.00		333.63	58.63		
Acquired 01/27/10 L nc		25	22.32	558.00		758.25	200.25		
Acquired 08/03/10 L nc		29	27.01	783.30		879.57	96.27		
Acquired 09/06/11 S		21	33.61	705.90		636.93	-68.97		
Acquired 12/27/11 S		14	31.60	442.40		424.62	-17.78		
<b>Total</b>	<b>1.67</b>	<b>100</b>		<b>\$2,764.60</b>	<b>30.3300</b>	<b>\$3,033.00</b>	<b>\$268.40</b>	<b>N/A</b>	<b>N/A</b>
<b>RTI BIOLOGICS INC</b>									
RTIX									
Acquired 09/26/11 S		3	3.59	10.77		13.32	2.55		
Acquired 09/27/11 S		549	3.59	1,976.35		2,437.56	461.21		
<b>Total</b>	<b>1.35</b>	<b>552</b>		<b>\$1,987.12</b>	<b>4.4400</b>	<b>\$2,450.88</b>	<b>\$463.76</b>	<b>N/A</b>	<b>N/A</b>
<b>RTI INTL METALS INC</b>									
RTI									
Acquired 04/30/10 L nc		24	27.07	649.80		557.04	-92.76		
Acquired 01/12/11 S		40	26.78	1,071.20		928.40	-142.80		
Acquired 10/13/11 S		36	25.47	916.97		835.56	-81.41		
<b>Total</b>	<b>1.27</b>	<b>100</b>		<b>\$2,637.97</b>	<b>23.2100</b>	<b>\$2,321.00</b>	<b>-\$316.97</b>	<b>N/A</b>	<b>N/A</b>
<b>SENSIENT TECHNOLOGIES</b>									
SXT									
Acquired 08/31/11 S		51	36.35	1,854.09		1,932.90	78.81		
<b>Total</b>	<b>1.06</b>	<b>51</b>		<b>1,854.09</b>	<b>37.9000</b>	<b>1,932.90</b>	<b>78.81</b>	<b>42.84</b>	<b>2.21</b>
<b>SKECHERS USA INC</b>									
SKX									
Acquired 09/19/11 S		110	16.75	1,843.04		1,333.20	-509.84		
Acquired 09/28/11 S		32	14.71	471.04		387.84	-83.20		
<b>Total</b>	<b>0.95</b>	<b>142</b>		<b>\$2,314.08</b>	<b>12.1200</b>	<b>\$1,721.04</b>	<b>-\$593.04</b>	<b>N/A</b>	<b>N/A</b>
<b>STELLARONE CORP</b>									
STEL									
Acquired 02/12/09 L nc		48	15.41	739.96		546.24	-193.72		
Acquired 03/04/09 L nc		14	10.36	145.13		159.32	14.19		
Acquired 10/28/09 L nc		54	11.71	632.62		614.52	-18.10		
Acquired 11/10/09 L nc		66	10.40	686.40		751.08	64.68		
Acquired 12/11/09 L nc		43	9.94	427.79		489.34	61.55		
Acquired 08/10/11 S		3	11.33	33.99		34.14	0.15		



MacWilliams Family Foundation  
 EIN #91-1810520  
 Wells Fargo 9296

**Stocks, options & ETFs**  
**Stocks and ETFs continued**

DESCRIPTION	% OF ACCOUNT	QUANTITY	ADJ PRICE/ ORIG PRICE	ADJ COST/ ORIG COST	CURRENT PRICE	CURRENT MARKET VALUE	UNREALIZED GAIN/LOSS	ESTIMATED	
								ANNUAL INCOME	ANNUAL YIELD (%)
Acquired 09/09/11 S		12	10.76	129.12		136.56	7.44		
<b>Total</b>	<b>1.50</b>	<b>240</b>		<b>\$2,795.01</b>	<b>11.3800</b>	<b>\$2,731.20</b>	<b>-\$63.81</b>	<b>\$38.40</b>	<b>1.41</b>
SUPERIOR ENERGY SVCS INC									
SPN									
Acquired 12/06/11 S	1.39	89	30.27	2,694.89	28,440	2,531.16	-163.73	N/A	N/A
SUPERIOR INDUSTRIALS INTERNATIONAL INC									
SUP									
Acquired 12/18/06 L nc		1	19.26	19.26		16.54	-2.72		
Acquired 04/30/10 L nc		59	16.95	1,000.05		975.86	-24.19		
Acquired 05/06/10 L nc		28	16.44	460.49		463.12	2.63		
<b>Total</b>	<b>0.80</b>	<b>88</b>		<b>\$1,479.80</b>	<b>16.5400</b>	<b>\$1,455.52</b>	<b>-\$24.28</b>	<b>\$56.32</b>	<b>3.87</b>
TETRA TECHNOLOGIES INC									
DEL									
TTI									
Acquired 10/19/10 L nc		123	9.99	1,228.78		1,148.82	-79.96		
Acquired 11/03/10 L nc		40	10.05	402.00		373.60	-28.40		
Acquired 08/12/11 S		83	10.15	843.10		775.22	-67.88		
<b>Total</b>	<b>1.26</b>	<b>246</b>		<b>\$2,473.88</b>	<b>9.3400</b>	<b>\$2,297.64</b>	<b>-\$176.24</b>	<b>N/A</b>	<b>N/A</b>
TEXAS CAPITAL BANCSHARES INC									
TCBI									
Acquired 03/16/09 L nc	1.11	66	8.90	587.75	30,6100	2,020.26	1,432.51	N/A	N/A
TUTOR PERINI CORP									
TPC									
Acquired 02/16/11 S		112	24.99	2,799.35		1,382.08	-1,417.27		
Acquired 05/31/11 S		24	20.27	486.63		296.16	-190.47		
Acquired 09/12/11 S		66	12.98	857.25		814.44	-42.81		
<b>Total</b>	<b>1.37</b>	<b>202</b>		<b>\$4,143.23</b>	<b>12.3400</b>	<b>\$2,492.68</b>	<b>-\$1,650.55</b>	<b>N/A</b>	<b>N/A</b>
UNIT CORP									
UNT									
Acquired 07/28/09 L nc		17	31.52	535.98		788.80	252.82		
Acquired 12/09/09 L nc		12	38.99	467.97		556.80	88.83		
Acquired 02/23/10 L nc		12	44.84	538.18		556.80	18.62		
Acquired 09/13/11 S		35	45.87	1,605.64		1,624.00	18.36		
<b>Total</b>	<b>1.94</b>	<b>76</b>		<b>\$3,147.77</b>	<b>46.4000</b>	<b>\$3,526.40</b>	<b>\$378.63</b>	<b>N/A</b>	<b>N/A</b>

MacWilliams Family Foundation  
 EIN #91-1810520  
 Wells Fargo 9296

**Stocks, options & ETFs**  
**Stocks and ETFs continued**

DESCRIPTION	% OF ACCOUNT	QUANTITY	ADJ PRICE/ ORIG PRICE	ADJ COST/ ORIG COST	CURRENT PRICE	CURRENT MARKET VALUE	UNREALIZED GAIN/LOSS	ESTIMATED	
								ANNUAL INCOME	ANNUAL YIELD (%)
<b>VISHAY INTERTECHNOLOGY</b>									
VSH									
Acquired 09/17/08 L nc		18	6.08	109.44		161.82	52.38		
Acquired 10/21/08 L nc		73	3.85	281.19		656.27	375.08		
Acquired 10/22/08 L nc		39	3.74	145.95		350.61	204.66		
Acquired 08/17/11 S		70	11.55	809.00		629.30	-179.70		
Acquired 10/25/11 S		74	10.52	778.83		665.26	-113.57		
Acquired 11/17/11 S		60	9.97	598.72		539.40	-59.32		
<b>Total</b>	<b>1.65</b>	<b>334</b>		<b>\$2,723.13</b>	<b>8.9900</b>	<b>\$3,002.66</b>	<b>\$279.53</b>	<b>N/A</b>	<b>N/A</b>
<b>WASHINGTON FED INC</b>									
WFSL									
Acquired 05/18/10 L nc		99	18.88	1,869.91		1,385.01	-484.90		
Acquired 05/24/10 L nc		8	17.74	141.92		111.92	-30.00		
Acquired 05/28/10 L nc		16	17.42	278.78		223.84	-54.94		
Acquired 06/03/10 L nc		14	17.25	241.50		195.86	-45.64		
Acquired 06/09/10 L nc		12	16.71	200.58		167.88	-32.70		
Acquired 08/06/10 L nc		28	16.37	458.62		391.72	-66.90		
Acquired 10/25/10 L nc		15	14.69	220.35		209.85	-10.50		
Acquired 04/14/11 S		19	15.58	296.19		265.81	-30.38		
Acquired 05/02/11 S		9	16.05	144.48		125.91	-18.57		
Acquired 09/07/11 S		32	14.80	473.60		447.68	-25.92		
<b>Total</b>	<b>1.94</b>	<b>252</b>		<b>\$4,325.93</b>	<b>13.9900</b>	<b>\$3,525.48</b>	<b>-\$800.45</b>	<b>\$80.64</b>	<b>2.29</b>
<b>WILLBROS GRP INC</b>									
WG									
Acquired 08/02/11 S		379	8.57	3,250.30		1,390.93	-1,859.37		
Acquired 08/04/11 S		64	7.59	486.29		234.88	-251.41		
<b>Total</b>	<b>0.89</b>	<b>443</b>		<b>\$3,736.59</b>	<b>3.6700</b>	<b>\$1,625.81</b>	<b>-\$2,110.78</b>	<b>N/A</b>	<b>N/A</b>
<b>Total Stocks and ETFs</b>	<b>97.79</b>			<b>\$171,974.68</b>		<b>\$178,039.61</b>	<b>\$6,064.93</b>	<b>\$2,603.49</b>	<b>1.46</b>
<b>Total Stocks, options &amp; ETFs</b>	<b>97.79</b>			<b>\$171,974.68</b>		<b>\$178,039.61</b>	<b>\$6,064.93</b>	<b>\$2,603.49</b>	<b>1.46</b>

# Cost information for one or more securities is not available. If you have cost information and would like to see it on future statements, contact Your Financial Advisor.  
 nc Cost information for this tax lot is not covered by IRS reporting requirements. Unless indicated, cost for all other lots will be reported to the IRS.

