



See a Social Security Number? Say Something!  
Report Privacy Problems to <https://public.resource.org/privacy>  
Or call the IRS Identity Theft Hotline at 1-800-908-4490



Form 990-PF

Return of Private Foundation  
or Section 4947(a)(1) Nonexempt Charitable Trust  
Treated as a Private Foundation

OMB No 1545-0052

2011

Department of the Treasury  
Internal Revenue Service

Note. The foundation may be able to use a copy of this return to satisfy state reporting requirements

For calendar year 2011, or tax year beginning 01-01-2011 , and ending 12-31-2011

G Check all that apply

☐ Initial return

☐ Initial return of a former public charity

☐ Final return

☐ Amended return

☐ Address change

☐ Name change

Name of foundation  
Casey Family Programs

% CASEY FAMILY PROGRAMS

Number and street (or P O box number if mail is not delivered to street address) Room/suite  
2001 Eighth Ave Suite 2700

City or town, state, and ZIP code  
Seattle, WA 981212641

A Employer identification number  
91-0793881

B Telephone number (see page 10 of the instructions)  
(206) 282-7300

C If exemption application is pending, check here ☐

D 1. Foreign organizations, check here ☐

2. Foreign organizations meeting the 85% test, check here and attach computation ☐

E If private foundation status was terminated under section 507(b)(1)(A), check here ☐

F If the foundation is in a 60-month termination under section 507(b)(1)(B), check here ☐

H Check type of organization

☒ Section 501(c)(3) exempt private foundation











☐ Section 4947(a)(1) nonexempt charitable trust

☐ Other taxable private foundation

I Fair market value of all assets at end of year (from Part II, col. (c), line 16) \$ 1,963,379,949

J Accounting method ☐ Cash ☒ Accrual  
☐ Other (specify) (Part I, column (d) must be on cash basis.)

Part I Analysis of Revenue and Expenses (The total of amounts in columns (b), (c), and (d) may not necessarily equal the amounts in column (a) (see page 11 of the instructions) )		(a) Revenue and expenses per books	(b) Net investment income	(c) Adjusted net income	(d) Disbursements for charitable purposes (cash basis only)
Revenue	1 Contributions, gifts, grants, etc , received (attach schedule)	3,228,549			
	2 Check <input type="checkbox"/> if the foundation is <b>not</b> required to attach Sch. B				
	3 Interest on savings and temporary cash investments	1,203	1,203	1,203	
	4 Dividends and interest from securities. . . . .	31,044,914	39,337,820	39,337,820	
	5a Gross rents . . . . .				
	b Net rental income or (loss) _____				
	6a Net gain or (loss) from sale of assets not on line 10	15,859,302			
	b Gross sales price for all assets on line 6a <u>1,527,997,815</u>				
	7 Capital gain net income (from Part IV, line 2) . . . .		48,934,766		
	8 Net short-term capital gain . . . . .			6,388,491	
	9 Income modifications . . . . .			60,513	
	10a Gross sales less returns and allowances				
Operating and Administrative Expenses	b Less Cost of goods sold . . . . .				
	c Gross profit or (loss) (attach schedule) . . . . .				
	11 Other income (attach schedule) . . . . .	3,027,670	273,898	-463,098	
	12 <b>Total.</b> Add lines 1 through 11 . . . . .	53,161,638	88,547,687	45,324,929	
	13 Compensation of officers, directors, trustees, etc	1,716,597	150,322	150,322	1,566,275
	14 Other employee salaries and wages . . . . .	39,583,824	2,594,802	2,594,802	36,399,981
	15 Pension plans, employee benefits . . . . .	12,520,163	364,047	364,047	12,247,859
	16a Legal fees (attach schedule). . . . .	518,554	173,950	173,950	344,604
	b Accounting fees (attach schedule). . . . .	222,701	33,804	33,804	188,897
	c Other professional fees (attach schedule) . . . . .	8,501,416	6,656,058	6,656,058	1,823,781
	17 Interest . . . . .				
	18 Taxes (attach schedule) (see page 14 of the instructions)	26,015	387,298	387,298	21,713
	19 Depreciation (attach schedule) and depletion . . .	2,892,204			
	20 Occupancy . . . . .	4,056,555	189,994	189,994	1,765,327
	21 Travel, conferences, and meetings . . . . .	4,211,332	43,316	43,316	3,827,011
	22 Printing and publications . . . . .	382,453			382,453
	23 Other expenses (attach schedule) . . . . .	41,293,688	8,948,680	8,948,680	43,150,289
	24 <b>Total operating and administrative expenses.</b>				
	Add lines 13 through 23 . . . . .	115,925,502	19,542,271	19,542,271	101,718,190
	25 Contributions, gifts, grants paid. . . . .	1,637,828			1,836,328
	26 <b>Total expenses and disbursements.</b> Add lines 24 and 25	117,563,330	19,542,271	19,542,271	103,554,518
	27 Subtract line 26 from line 12				
	a <b>Excess of revenue over expenses and disbursements</b>	-64,401,692			
	b <b>Net investment income</b> (if negative, enter -0-)		69,005,416		
	c <b>Adjusted net income</b> (if negative, enter -0-)			25,782,658	

Part II Balance Sheets		Attached schedules and amounts in the description column should be for end-of-year amounts only (See instructions )	Beginning of year	End of year	
			(a) Book Value	(b) Book Value	(c) Fair Market Value
Assets	1	Cash—non-interest-bearing . . . . .	8,319,216	8,287,190	8,287,190
	2	Savings and temporary cash investments . . . . .	101,371,879	65,112,025	65,153,869
	3	Accounts receivable ▶ _____ Less allowance for doubtful accounts ▶ _____			
	4	Pledges receivable ▶ _____ Less allowance for doubtful accounts ▶ _____			
	5	Grants receivable . . . . .			
	6	Receivables due from officers, directors, trustees, and other disqualified persons (attach schedule) (see page 15 of the instructions) . . . . .			
	7	Other notes and loans receivable (attach schedule) ▶ _____ Less allowance for doubtful accounts ▶ _____			
	8	Inventories for sale or use . . . . .			
	9	Prepaid expenses and deferred charges . . . . .	1,015,904	1,146,116	1,146,116
	10a	Investments—U S and state government obligations (attach schedule)	134,875,636	 99,231,608	103,954,102
	b	Investments—corporate stock (attach schedule) . . . . .	1,137,217,215	 1,016,504,797	1,039,736,589
	c	Investments—corporate bonds (attach schedule). . . . .	287,092,668	 221,032,060	234,505,635
	11	Investments—land, buildings, and equipment basis ▶ _____ Less accumulated depreciation (attach schedule) ▶ _____			
	12	Investments—mortgage loans . . . . .			
	13	Investments—other (attach schedule) . . . . .	286,707,639	 481,004,998	476,322,021
	14	Land, buildings, and equipment basis ▶ 49,443,224 Less accumulated depreciation (attach schedule) ▶ 15,287,935	35,657,921	 34,155,289	30,648,269
15	Other assets (describe ▶ _____)	 3,860,055	 3,626,158	 3,626,158	
16	Total assets (to be completed by all filers—see the instructions Also, see page 1, item I)	1,996,118,133	1,930,100,241	1,963,379,949	
Liabilities	17	Accounts payable and accrued expenses . . . . .	20,028,786	17,131,215	
	18	Grants payable . . . . .		1,500	
	19	Deferred revenue . . . . .			
	20	Loans from officers, directors, trustees, and other disqualified persons			
	21	Mortgages and other notes payable (attach schedule) . . . . .			
	22	Other liabilities (describe ▶ _____)	 9,850,644	 11,130,515	
	23	Total liabilities (add lines 17 through 22) . . . . .	29,879,430	28,263,230	
Net Assets or Fund Balances	Foundations that follow SFAS 117, check here ▶ <input checked="" type="checkbox"/> and complete lines 24 through 26 and lines 30 and 31.				
	24	Unrestricted . . . . .	1,966,238,703	1,901,837,011	
	25	Temporarily restricted . . . . .			
	26	Permanently restricted . . . . .			
	Foundations that do not follow SFAS 117, check here ▶ <input type="checkbox"/> and complete lines 27 through 31.				
	27	Capital stock, trust principal, or current funds . . . . .			
	28	Paid-in or capital surplus, or land, bldg , and equipment fund			
	29	Retained earnings, accumulated income, endowment, or other funds			
	30	Total net assets or fund balances (see page 17 of the instructions) . . . . .	1,966,238,703	1,901,837,011	
	31	Total liabilities and net assets/fund balances (see page 17 of the instructions) . . . . .	1,996,118,133	1,930,100,241	

Part III Analysis of Changes in Net Assets or Fund Balances		
1	Total net assets or fund balances at beginning of year—Part II, column (a), line 30 (must agree with end-of-year figure reported on prior year’s return) . . . . .	1,966,238,703
2	Enter amount from Part I, line 27a . . . . .	-64,401,692
3	Other increases not included in line 2 (itemize) ▶ _____	
4	Add lines 1, 2, and 3 . . . . .	1,901,837,011
5	Decreases not included in line 2 (itemize) ▶ _____	
6	Total net assets or fund balances at end of year (line 4 minus line 5)—Part II, column (b), line 30 . . . . .	1,901,837,011

Part IV Capital Gains and Losses for Tax on Investment Income

(a) List and describe the kind(s) of property sold (e g , real estate, 2-story brick warehouse, or common stock, 200 shs MLC Co )		(b) How acquired P—Purchase D—Donation	(c) Date acquired (mo , day, yr )	(d) Date sold (mo , day, yr )
1a	See Additional Data Table			
b				
c				
d				
e				

(e) Gross sales price	(f) Depreciation allowed (or allowable)	(g) Cost or other basis plus expense of sale	(h) Gain or (loss) (e) plus (f) minus (g)
a See Additional Data Table			
b			
c			
d			
e			

Complete only for assets showing gain in column (h) and owned by the foundation on 12/31/69			(l) Gains (Col (h) gain minus col (k), but not less than -0-) or Losses (from col (h))
(i) F M V as of 12/31/69	(j) Adjusted basis as of 12/31/69	(k) Excess of col (i) over col (j), if any	
a See Additional Data Table			
b			
c			
d			
e			

2	Capital gain net income or (net capital loss)	{ If gain, also enter in Part I, line 7 If (loss), enter -0- in Part I, line 7 }	2	48,934,766
3	Net short-term capital gain or (loss) as defined in sections 1222(5) and (6) If gain, also enter in Part I, line 8, column (c) (see pages 13 and 17 of the instructions) If (loss), enter -0- in Part I, line 8 . . . . .		3	6,388,491

Part V Qualification Under Section 4940(e) for Reduced Tax on Net Investment Income

(For optional use by domestic private foundations subject to the section 4940(a) tax on net investment income )

If section 4940(d)(2) applies, leave this part blank

Was the foundation liable for the section 4942 tax on the distributable amount of any year in the base period? ☐ Yes ☐ No

If "Yes," the foundation does not qualify under section 4940(e) Do not complete this part

1 Enter the appropriate amount in each column for each year, see page 18 of the instructions before making any entries

(a) Base period years Calendar year (or tax year beginning in)	(b) Adjusted qualifying distributions	(c) Net value of noncharitable-use assets	(d) Distribution ratio (col (b) divided by col (c))
2010			
2009			
2008			
2007			
2006			

2	Total of line 1, column (d). . . . .	2	
3	Average distribution ratio for the 5-year base period—divide the total on line 2 by 5, or by the number of years the foundation has been in existence if less than 5 years . . . . .	3	
4	Enter the net value of noncharitable-use assets for 2011 from Part X, line 5. . . . .	4	
5	Multiply line 4 by line 3. . . . .	5	
6	Enter 1% of net investment income (1% of Part I, line 27b). . . . .	6	
7	Add lines 5 and 6. . . . .	7	
8	Enter qualifying distributions from Part XII, line 4. . . . .	8	

If line 8 is equal to or greater than line 7, check the box in Part VI, line 1b, and complete that part using a 1% tax rate See the Part VI instructions on page 18

Part VIExcise Tax Based on Investment Income (Section 4940(a), 4940(b), 4940(e), or 4948—see page 18 of the instructions)

1a		Exempt operating foundations described in section 4940(d)(2), check here <input checked="" type="checkbox"/> and enter "N/A" on line 1			
		Date of ruling or determination letter <u>1986-03-18</u> (attach copy of letter if necessary—see instructions)			
b		Domestic foundations that meet the section 4940(e) requirements in Part V, check here <input type="checkbox"/> and enter 1% of Part I, line 27b . . . . .		1	N/A
c		All other domestic foundations enter 2% of line 27b Exempt foreign organizations enter 4% of Part I, line 12, col (b)			
2		Tax under section 511 (domestic section 4947(a)(1) trusts and taxable foundations only Others enter -0-)		2	
3		Add lines 1 and 2. . . . .		3	0
4		Subtitle A (income) tax (domestic section 4947(a)(1) trusts and taxable foundations only Others enter -0-)		4	
5		Tax based on investment income. Subtract line 4 from line 3 If zero or less, enter -0- . . . . .		5	0
6		Credits/Payments			
a		2011 estimated tax payments and 2010 overpayment credited to 2011	6a		
b		Exempt foreign organizations—tax withheld at source . . . . .	6b		
c		Tax paid with application for extension of time to file (Form 8868)	6c		
d		Backup withholding erroneously withheld . . . . .	6d		
7		Total credits and payments Add lines 6a through 6d. . . . .		7	0
8		Enter any penalty for underpayment of estimated tax Check here <input type="checkbox"/> if Form 2220 is attached		8	
9		Tax due. If the total of lines 5 and 8 is more than line 7, enter amount owed . . . . .		9	0
10		Overpayment. If line 7 is more than the total of lines 5 and 8, enter the amount overpaid. . . . .		10	
11		Enter the amount of line 10 to be Credited to 2012 estimated tax <input type="checkbox"/>	Refunded <input type="checkbox"/>	11	

Part VII-AStatements Regarding Activities

1a	During the tax year, did the foundation attempt to influence any national, state, or local legislation or did it participate or intervene in any political campaign? <input checked="" type="checkbox"/> . . . . .		Yes	No
		1a		No
b	Did it spend more than \$100 during the year (either directly or indirectly) for political purposes (see page 19 of the instructions for definition)? . . . . .			No
	If the answer is "Yes" to 1a or 1b, attach a detailed description of the activities and copies of any materials published or distributed by the foundation in connection with the activities.			
c	Did the foundation file Form 1120-POL for this year? . . . . .	1c		No
d	Enter the amount (if any) of tax on political expenditures (section 4955) imposed during the year (1) On the foundation <input type="checkbox"/> \$ (2) On foundation managers <input type="checkbox"/> \$			
e	Enter the reimbursement (if any) paid by the foundation during the year for political expenditure tax imposed on foundation managers <input type="checkbox"/> \$			
2	Has the foundation engaged in any activities that have not previously been reported to the IRS? . . . . .	2		No
	If "Yes," attach a detailed description of the activities.			
3	Has the foundation made any changes, not previously reported to the IRS, in its governing instrument, articles of incorporation, or bylaws, or other similar instruments? If "Yes," attach a conformed copy of the changes <input checked="" type="checkbox"/> . . . . .	3		No
4a	Did the foundation have unrelated business gross income of \$1,000 or more during the year? . . . . .	4a	Yes	
b	If "Yes," has it filed a tax return on Form 990-T for this year? . . . . .	4b	Yes	
5	Was there a liquidation, termination, dissolution, or substantial contraction during the year? . . . . .	5		No
	If "Yes," attach the statement required by General Instruction T. <input checked="" type="checkbox"/>			
6	Are the requirements of section 508(e) (relating to sections 4941 through 4945) satisfied either <ul style="list-style-type: none"><li>By language in the governing instrument, or</li><li>By state legislation that effectively amends the governing instrument so that no mandatory directions that conflict with the state law remain in the governing instrument? . . . . .</li></ul>	6	Yes	
7	Did the foundation have at least \$5,000 in assets at any time during the year? If "Yes," complete Part II, col (c), and Part XV	7	Yes	
8a	Enter the states to which the foundation reports or with which it is registered (see page 19 of the instructions) <input type="checkbox"/> See Additional Data Table			
b	If the answer is "Yes" to line 7, has the foundation furnished a copy of Form 990-PF to the Attorney General (or designate) of each state as required by General Instruction G? If "No," attach explanation .	8b	Yes	
9	Is the foundation claiming status as a private operating foundation within the meaning of section 4942(j)(3) or 4942(j)(5) for calendar year 2011 or the taxable year beginning in 2011 (see instructions for Part XIV on page 27)? If "Yes," complete Part XIV . . . . .	9	Yes	
10	Did any persons become substantial contributors during the tax year? If "Yes," attach a schedule listing their names and addresses	10		No

Part VII-A

Statements Regarding Activities *(continued)*

11	At any time during the year, did the foundation, directly or indirectly, own a controlled entity within the meaning of section 512(b)(13)? If "Yes," attach schedule (see page 20 of the instructions).	11		No
12	Did the foundation acquire a direct or indirect interest in any applicable insurance contract before August 17, 2008?	12		No
13	Did the foundation comply with the public inspection requirements for its annual returns and exemption application? Website address <b>www casey org</b>	13	Yes	
14	The books are in care of <b>CASEY FAMILY PROGRAMS</b> Telephone no <b>(206) 282-7300</b> Located at <b>2001 EIGHTH AVE SUITE 2700 SEATTLE WA</b> ZIP +4 <b>981212641</b>			
15	Section 4947(a)(1) nonexempt charitable trusts filing Form 990-PF in lieu of <b>Form 1041</b> —Check here <input type="checkbox"/> and enter the amount of tax-exempt interest received or accrued during the year.	15		
16	At any time during calendar year 2011, did the foundation have an interest in or a signature or other authority over a bank, securities, or other financial account in a foreign country?	16	Yes	No
See the instructions for exceptions and filing requirements for Form TD F 90-22 1 If "Yes", enter the name of the foreign country				

Part VII-B

Statements Regarding Activities for Which Form 4720 May Be Required

File Form 4720 if any item is checked in the "Yes" column, unless an exception applies.			Yes	No
1a	During the year did the foundation (either directly or indirectly) (1) Engage in the sale or exchange, or leasing of property with a disqualified person? <input type="checkbox"/> Yes <input checked="" type="checkbox"/> No (2) Borrow money from, lend money to, or otherwise extend credit to (or accept it from) a disqualified person?. <input type="checkbox"/> Yes <input checked="" type="checkbox"/> No (3) Furnish goods, services, or facilities to (or accept them from) a disqualified person? <input type="checkbox"/> Yes <input checked="" type="checkbox"/> No (4) Pay compensation to, or pay or reimburse the expenses of, a disqualified person? <input checked="" type="checkbox"/> Yes <input type="checkbox"/> No (5) Transfer any income or assets to a disqualified person (or make any of either available for the benefit or use of a disqualified person)?. <input type="checkbox"/> Yes <input checked="" type="checkbox"/> No (6) Agree to pay money or property to a government official? ( <b>Exception.</b> Check "No" if the foundation agreed to make a grant to or to employ the official for a period after termination of government service, if terminating within 90 days ). <input type="checkbox"/> Yes <input checked="" type="checkbox"/> No			
b	If any answer is "Yes" to 1a(1)–(6), did <b>any</b> of the acts fail to qualify under the exceptions described in Regulations section 53.4941(d)-3 or in a current notice regarding disaster assistance (see page 20 of the instructions)?. Organizations relying on a current notice regarding disaster assistance check here. <input type="checkbox"/>	1b		No
c	Did the foundation engage in a prior year in any of the acts described in 1a, other than excepted acts, that were not corrected before the first day of the tax year beginning in 2011?.	1c		No
2	Taxes on failure to distribute income (section 4942) (does not apply for years the foundation was a private operating foundation defined in section 4942(j)(3) or 4942(j)(5))			
a	At the end of tax year 2011, did the foundation have any undistributed income (lines 6d and 6e, Part XIII) for tax year(s) beginning before 2011?. If "Yes," list the years <b>20</b> , <b>20</b> , <b>20</b> , <b>20</b>			
b	Are there any years listed in 2a for which the foundation is <b>not</b> applying the provisions of section 4942(a)(2) (relating to incorrect valuation of assets) to the year's undistributed income? (If applying section 4942(a)(2) to <b>all</b> years listed, answer "No" and attach statement—see page 20 of the instructions ).	2b		
c	If the provisions of section 4942(a)(2) are being applied to any of the years listed in 2a, list the years here <b>20</b> , <b>20</b> , <b>20</b> , <b>20</b>			
3a	Did the foundation hold more than a 2% direct or indirect interest in any business enterprise at any time during the year?. <input type="checkbox"/> Yes <input checked="" type="checkbox"/> No			
b	If "Yes," did it have excess business holdings in 2011 as a result of (1) any purchase by the foundation or disqualified persons after May 26, 1969, (2) the lapse of the 5-year period (or longer period approved by the Commissioner under section 4943(c)(7)) to dispose of holdings acquired by gift or bequest, or (3) the lapse of the 10-, 15-, or 20-year first phase holding period? ( <i>Use Schedule C, Form 4720, to determine if the foundation had excess business holdings in 2011.</i> ).	3b		
4a	Did the foundation invest during the year any amount in a manner that would jeopardize its charitable purposes?	4a		No
b	Did the foundation make any investment in a prior year (but after December 31, 1969) that could jeopardize its charitable purpose that had not been removed from jeopardy before the first day of the tax year beginning in 2011?	4b		No

Part VII-B

Statements Regarding Activities for Which Form 4720 May Be Required (continued)

5a

During the year did the foundation pay or incur any amount to

(1)

Carry on propaganda, or otherwise attempt to influence legislation (section 4945(e))?

☐ Yes

☒ No

(2)

Influence the outcome of any specific public election (see section 4955), or to carry on, directly or indirectly, any voter registration drive?

☐ Yes

☒ No

(3)

Provide a grant to an individual for travel, study, or other similar purposes?

☒ Yes

☐ No

(4)

Provide a grant to an organization other than a charitable, etc , organization described in section 509(a)(1 ), (2), or (3), or section 4940(d)(2)? (see page 22 of the instructions).

☐ Yes

☒ No

(5)

Provide for any purpose other than religious, charitable, scientific, literary, or educational purposes, or for the prevention of cruelty to children or animals?

☐ Yes

☒ No

b

If any answer is "Yes" to 5a(1)–(5), did **any** of the transactions fail to qualify under the exceptions described in Regulations section 53.4945 or in a current notice regarding disaster assistance (see page 22 of the instructions)? Organizations relying on a current notice regarding disaster assistance check here.

☒

5b

No

c

If the answer is "Yes" to question 5a(4 ), does the foundation claim exemption from the tax because it maintained expenditure responsibility for the grant?

☐ Yes

☐ No

If "Yes," attach the statement required by Regulations section 53.4945–5(d).

6a

Did the foundation, during the year, receive any funds, directly or indirectly, to pay premiums on a personal benefit contract?

☐ Yes

☒ No

b

Did the foundation, during the year, pay premiums, directly or indirectly, on a personal benefit contract?

☐ Yes

☒ No

If "Yes" to 6b, file Form 8870.

6b

No

7a

At any time during the tax year, was the foundation a party to a prohibited tax shelter transaction?

☐ Yes

☒ No

b

If yes, did the foundation receive any proceeds or have any net income attributable to the transaction?

☐ Yes

☒ No

7b

Part VIII

Information About Officers, Directors, Trustees, Foundation Managers, Highly Paid Employees, and Contractors

1

List all officers, directors, trustees, foundation managers and their compensation (see page 22 of the instructions).

(a) Name and address	(b) Title, and average hours per week devoted to position	(c) Compensation (If not paid, enter -0-)	(d) Contributions to employee benefit plans and deferred compensation	(e) Expense account, other allowances
See Additional Data Table				

2

Compensation of five highest-paid employees (other than those included on line 1—see page 23 of the instructions). If none, enter "NONE."

(a) Name and address of each employee paid more than \$50,000	(b) Title, and average hours per week devoted to position	(c) Compensation	(d) Contributions to employee benefit plans and deferred compensation	(e) Expense account, other allowances
JOSEPH A BOATENG 2001 EIGHTH AVE 2700 SEATTLE,WA 98121	CHIEF INV OFFICER 40 0	1,032,472	45,750	
DAVID A DANIELSON 2001 EIGHTH AVE 2700 SEATTLE,WA 98121	EVP OF ADMIN AND CFO 40 0	380,947	45,750	
DAVID B SANDERS 2001 EIGHTH AVE 2700 SEATTLE,WA 98121	EVP SYSTEMS IMPROVMT 40 0	357,119	45,750	
ALEXANDRA MCKAY 2001 EIGHTH AVE 2700 SEATTLE,WA 98121	EVP CHIEF COUNSEL 40 0	295,530	45,750	
LAURA SAGAN 2001 EIGHTH AVE 2700 SEATTLE,WA 98121	EVP HR & COMM 40 0	277,351	45,750	
Total number of other employees paid over \$50,000.				344

Part VIII

Information About Officers, Directors, Trustees, Foundation Managers, Highly Paid Employees, and Contractors (continued)

3 Five highest-paid independent contractors for professional services (see page 23 of the instructions). If none, enter "NONE".		
(a) Name and address of each person paid more than \$50,000	(b) Type of service	(c) Compensation
BNY-MELLON	INVESTMENT CUSTODIAN	813,208
ONE WALL STREET 32 FLOOR NEW YORK, NY 10277		
BAILLIE GIFFORD	INVESTMENT MANAGER	758,323
757 THIRD AVENUE 17TH FLOOR NEW YORK, NY 10017		
EIM MANAGMENT INC	INVESTMNT CONSULTANT	729,167
750 Lexington Ave 27th Floor NEW YORK, NY 10022		
ARBOR CAPITAL	INVESTMENT MANAGER	670,818
100 CORPORATE PARKWAY SUITE 136 AMHERST, NY 14226		
ARROWSTREET	INVESTMENT MANAGER	595,091
200 Clarendon Street 30th Floor BOSTON, MA 02116		
Total number of others receiving over \$50,000 for professional services. . . . .		25

Part IX-A

Summary of Direct Charitable Activities

List the foundation's four largest direct charitable activities during the tax year. Include relevant statistical information such as the number of organizations and other beneficiaries served, conferences convened, research papers produced, etc	Expenses
1 CASEY FAMILY PROGRAMS PROVIDES AND IMPROVES - AND ULTIMATELY PREVENTS THE NEED FOR - FOSTER CARE	103,554,518
2	
3	
4	

Part IX-B

Summary of Program-Related Investments (see page 23 of the instructions)

Describe the two largest program-related investments made by the foundation during the tax year on lines 1 and 2	Amount
1	
2	
All other program-related investments. See page 24 of the instructions	
3	
Total. Add lines 1 through 3. . . . .	



Part X

Minimum Investment Return (All domestic foundations must complete this part. Foreign foundations, see page 24 of the instructions.)

1	Fair market value of assets not used (or held for use) directly in carrying out charitable, etc , purposes		
a	Average monthly fair market value of securities. . . . .	1a	1,934,114,111
b	Average of monthly cash balances. . . . .	1b	103,997,423
c	Fair market value of all other assets (see page 24 of the instructions). . . . .	1c	0
d	Total (add lines 1a, b, and c). . . . .	1d	2,038,111,534
e	Reduction claimed for blockage or other factors reported on lines 1a and 1c (attach detailed explanation). . . . .	1e	
2	Acquisition indebtedness applicable to line 1 assets. . . . .	2	0
3	Subtract line 2 from line 1d. . . . .	3	2,038,111,534
4	Cash deemed held for charitable activities Enter 1 1/2% of line 3 (for greater amount, see page 25 of the instructions). . . . .	4	30,571,673
5	Net value of noncharitable-use assets. Subtract line 4 from line 3 Enter here and on Part V, line 4	5	2,007,539,861
6	Minimum investment return. Enter 5% of line 5. . . . .	6	100,376,993

Part XI

Distributable Amount (see page 25 of the instructions) (Section 4942(j)(3) and (j)(5) private operating foundations and certain foreign organizations check here ☒ and do not complete this part.)

1	Minimum investment return from Part X, line 6. . . . .	1	
2a	Tax on investment income for 2011 from Part VI, line 5. . . . .	2a	
b	Income tax for 2011 (This does not include the tax from Part VI ). . . . .	2b	
c	Add lines 2a and 2b. . . . .	2c	
3	Distributable amount before adjustments Subtract line 2c from line 1. . . . .	3	
4	Recoveries of amounts treated as qualifying distributions. . . . .	4	
5	Add lines 3 and 4. . . . .	5	
6	Deduction from distributable amount (see page 25 of the instructions). . . . .	6	
7	Distributable amount as adjusted Subtract line 6 from line 5 Enter here and on Part XIII, line 1. . . . .	7	

Part XII

Qualifying Distributions (see page 25 of the instructions)

1	Amounts paid (including administrative expenses) to accomplish charitable, etc , purposes		
a	Expenses, contributions, gifts, etc —total from Part I, column (d), line 26. . . . .	1a	103,554,518
b	Program-related investments—total from Part IX-B. . . . .	1b	0
2	Amounts paid to acquire assets used (or held for use) directly in carrying out charitable, etc , purposes. . . . .	2	1,784,748
3	Amounts set aside for specific charitable projects that satisfy the		
a	Suitability test (prior IRS approval required). . . . .	3a	0
b	Cash distribution test (attach the required schedule). . . . .	3b	0
4	Qualifying distributions. Add lines 1a through 3b Enter here and on Part V, line 8, and Part XIII, line 4	4	105,339,266
5	Foundations that qualify under section 4940(e) for the reduced rate of tax on net investment income Enter 1% of Part I, line 27b (see page 26 of the instructions). . . . .	5	
6	Adjusted qualifying distributions. Subtract line 5 from line 4. . . . .	6	105,339,266
Note: The amount on line 6 will be used in Part V, column (b), in subsequent years when calculating whether the foundation qualifies for the section 4940(e) reduction of tax in those years			

Part XIII

Undistributed Income (see page 26 of the instructions)

		(a) Corpus	(b) Years prior to 2010	(c) 2010	(d) 2011
1	Distributable amount for 2011 from Part XI, line 7				0
2	Undistributed income, if any, as of the end of 2011				
a	Enter amount for 2010 only. . . . .				
b	Total for prior years 2009 , 2008 , 2007		0		
3	Excess distributions carryover, if any, to 2011				
a	From 2006. . . . .				
b	From 2007. . . . .				
c	From 2008. . . . .				
d	From 2009. . . . .				
e	From 2010. . . . .				
f	Total of lines 3a through e. . . . .				
4	Qualifying distributions for 2011 from Part XII, line 4 ➤ \$ _____				
a	Applied to 2010, but not more than line 2a				
b	Applied to undistributed income of prior years (Election required—see page 26 of the instructions)				
c	Treated as distributions out of corpus (Election required—see page 26 of the instructions). . .				
d	Applied to 2011 distributable amount. . . . .				
e	Remaining amount distributed out of corpus				
5	Excess distributions carryover applied to 2011 (If an amount appears in column (d), the same amount must be shown in column (a).)				
6	Enter the net total of each column as indicated below:				
a	Corpus Add lines 3f, 4c, and 4e Subtract line 5				
b	Prior years' undistributed income Subtract line 4b from line 2b. . . . .				
c	Enter the amount of prior years' undistributed income for which a notice of deficiency has been issued, or on which the section 4942(a) tax has been previously assessed. . . . .				
d	Subtract line 6c from line 6b Taxable amount—see page 27 of the instructions . . .				
e	Undistributed income for 2010 Subtract line 4a from line 2a Taxable amount—see page 27 of the instructions . . . . .				
f	Undistributed income for 2011 Subtract lines 4d and 5 from line 1 This amount must be distributed in 2011. . . . .				0
7	Amounts treated as distributions out of corpus to satisfy requirements imposed by section 170(b)(1)(F) or 4942(g)(3) (see page 27 of the instructions). . . . .				
8	Excess distributions carryover from 2006 not applied on line 5 or line 7 (see page 27 of the instructions). . . . .				
9	Excess distributions carryover to 2012. Subtract lines 7 and 8 from line 6a . . . . .				
10	Analysis of line 9				
a	Excess from 2007. . . .				
b	Excess from 2008. . . .				
c	Excess from 2009. . . .				
d	Excess from 2010. . . .				
e	Excess from 2011. . . .				

Part XIV

Private Operating Foundations (see page 27 of the instructions and Part VII-A, question 9)

1a

If the foundation has received a ruling or determination letter that it is a private operating foundation, and the ruling is effective for 2011, enter the date of the ruling.

1972-05-25

b

Check box to indicate whether the organization is a private operating foundation described in section 4942(j)(3) or 4942(j)(5)

☒ 4942(j)(3) or ☐ 4942(j)(5)

<b>2a</b>	Enter the lesser of the adjusted net income from Part I or the minimum investment return from Part X for each year listed . . . . .	Tax year	Prior 3 years			<b>(e) Total</b>
		<b>(a) 2011</b>	<b>(b) 2010</b>	<b>(c) 2009</b>	<b>(d) 2008</b>	
		25,782,658	41,815,707	28,278,902	67,412,550	163,289,817
<b>b</b>	85% of line 2a . . . . .	21,915,259	35,543,351	24,037,067	57,300,668	138,796,345
<b>c</b>	Qualifying distributions from Part XII, line 4 for each year listed . . . . .	105,339,266	104,698,562	121,023,450	133,680,141	464,741,419
<b>d</b>	Amounts included in line 2c not used directly for active conduct of exempt activities . . . . .	1,836,328	911,450	678,170	2,304,282	5,730,230
<b>e</b>	Qualifying distributions made directly for active conduct of exempt activities. Subtract line 2d from line 2c . . . . .	103,502,938	103,787,112	120,345,280	131,375,859	459,011,189
<b>3</b>	Complete 3a, b, or c for the alternative test relied upon					
<b>a</b>	"Assets" alternative test—enter					
	<b>(1)</b> Value of all assets . . . . .					
	<b>(2)</b> Value of assets qualifying under section 4942(j)(3)(B)(i)					0
<b>b</b>	"Endowment" alternative test— enter 2/3 of minimum investment return shown in Part X, line 6 for each year listed. . . . .	66,917,995	62,879,693	57,559,310	73,830,745	261,187,743
<b>c</b>	"Support" alternative test—enter					
	<b>(1)</b> Total support other than gross investment income (interest, dividends, rents, payments on securities loans (section 512(a)(5)), or royalties) . . . . .					0
	<b>(2)</b> Support from general public and 5 or more exempt organizations as provided in section 4942(j)(3)(B)(iii). . . . .					0
	<b>(3)</b> Largest amount of support from an exempt organization					0
	<b>(4)</b> Gross investment income					0

Part XV

Supplementary Information (Complete this part only if the organization had \$5,000 or more in assets at any time during the year—see page 27 of the instructions.)

1

Information Regarding Foundation Managers:

a

List any managers of the foundation who have contributed more than 2% of the total contributions received by the foundation before the close of any tax year (but only if they have contributed more than \$5,000) (See section 507(d)(2) )

NONE

b

List any managers of the foundation who own 10% or more of the stock of a corporation (or an equally large portion of the ownership of a partnership or other entity) of which the foundation has a 10% or greater interest

NONE

2

Information Regarding Contribution, Grant, Gift, Loan, Scholarship, etc., Programs:

Check here ☒ if the foundation only makes contributions to preselected charitable organizations and does not accept unsolicited requests for funds. If the foundation makes gifts, grants, etc. (see page 28 of the instructions) to individuals or organizations under other conditions, complete items 2a, b, c, and d.

a

The name, address, and telephone number of the person to whom applications should be addressed

b

The form in which applications should be submitted and information and materials they should include

c

Any submission deadlines

d

Any restrictions or limitations on awards, such as by geographical areas, charitable fields, kinds of institutions, or other factors

**Part XV**

Supplementary Information (continued)

3 Grants and Contributions Paid During the Year or Approved for Future Payment

Recipient	If recipient is an individual, show any relationship to any foundation manager or substantial contributor	Foundation status of recipient	Purpose of grant or contribution	Amount
Name and address (home or business)				
<b>a</b> Paid during the year See Additional Data Table				
<b>Total</b> . . . . .			<b>3a</b>	1,836,328
<b>b</b> Approved for future payment Youth Uprising 8711 MacArthur Blvd Oakland, CA 94605	N/A	509(a)(1)	To help support hosting the welcome reception for the incoming Director of Alameda Social erVICES Agency	1,500
<b>Total</b> . . . . .			<b>3b</b>	1,500

Enter gross amounts unless otherwise indicated		Unrelated business income		Excluded by section 512, 513, or 514		(e) Related or exempt function income (See page 28 of the instructions )
		(a) Business code	(b) Amount	(c) Exclusion code	(d) Amount	
<b>1</b>	Program service revenue					
<b>a</b>	_____					
<b>b</b>	_____					
<b>c</b>	_____					
<b>d</b>	_____					
<b>e</b>	_____					
<b>f</b>	_____					
<b>g</b>	Fees and contracts from government agencies					
<b>2</b>	Membership dues and assessments. . . . .					
<b>3</b>	Interest on savings and temporary cash investments			14	1,203	
<b>4</b>	Dividends and interest from securities. . . . .			14	31,044,914	
<b>5</b>	Net rental income or (loss) from real estate					
<b>a</b>	Debt-financed property. . . . .					
<b>b</b>	Not debt-financed property. . . . .					
<b>6</b>	Net rental income or (loss) from personal property					
<b>7</b>	Other investment income. . . . .					
<b>8</b>	Gain or (loss) from sales of assets other than inventory			18	15,859,302	
<b>9</b>	Net income or (loss) from special events					
<b>10</b>	Gross profit or (loss) from sales of inventory. . . . .					
<b>11</b>	Other revenue <b>a</b> MISC INCOME					13,140
<b>b</b>	REIMBURSED EXPENSES					51,819
<b>c</b>	RETURNED GRANTS					8,300
<b>d</b>	INCOME FROM PRIVATE EQUITY PARTNERSHIPS	900099	-749,742	14	3,704,153	
<b>e</b>	_____					
<b>12</b>	Subtotal Add columns (b), (d), and (e). . . . .		-749,742		50,609,572	73,259
<b>13</b>	<b>Total.</b> Add line 12, columns (b), (d), and (e). . . . .			<b>13</b>		<b>49,933,089</b>

(See worksheet in line 13 instructions on page 28 to verify calculations )

[illegible]








## Part XVII

<b>1</b>	Did the organization directly or indirectly engage in any of the following with any other organization described in section 501(c) of the Code (other than section 501(c)(3) organizations) or in section 527, relating to political organizations?		<b>Yes</b>	<b>No</b>
<b>a</b>	Transfers from the reporting foundation to a noncharitable exempt organization of			
	(1) Cash. . . . .	<b>1a(1)</b>		<b>No</b>
	(2) Other assets. . . . .	<b>1a(2)</b>		<b>No</b>
<b>b</b>	Other transactions			
	(1) Sales of assets to a noncharitable exempt organization. . . . .	<b>1b(1)</b>		<b>No</b>
	(2) Purchases of assets from a noncharitable exempt organization. . . . .	<b>1b(2)</b>		<b>No</b>
	(3) Rental of facilities, equipment, or other assets. . . . .	<b>1b(3)</b>		<b>No</b>
	(4) Reimbursement arrangements. . . . .	<b>1b(4)</b>		<b>No</b>
	(5) Loans or loan guarantees. . . . .	<b>1b(5)</b>		<b>No</b>
	(6) Performance of services or membership or fundraising solicitations. . . . .	<b>1b(6)</b>		<b>No</b>
<b>c</b>	Sharing of facilities, equipment, mailing lists, other assets, or paid employees. . . . .	<b>1c</b>		<b>No</b>

[illegible]

**2a** Is the foundation directly or indirectly affiliated with, or related to, one or more tax-exempt organizations described in section 501(c) of the Code (other than section 501(c)(3)) or in section 527? . . . . . ☐ Yes ☒ No

<b>b</b> If "Yes," complete the following schedule		
<b>(a)</b> Name of organization	<b>(b)</b> Type of organization	<b>(c)</b> Description of relationship

Sign Here	Under penalties of perjury, I declare that I have examined this return, including accompanying schedules and statements, and to the best of my knowledge and belief, it is true, correct, and complete Declaration of preparer (other than taxpayer or fiduciary) is based on all information of which preparer has any knowledge					
	 Signature of officer or trustee			2011-11-14 Date		 Title
	Paid Preparer's Use Only	Preparer's Signature 		Date	Check if self-employed 	PTIN
		Firm's name 			Firm's EIN 	
	Firm's address 			Phone no (317) 681-7000		

May the IRS discuss this return with the preparer shown above? See instructions . . . . . ☐ Yes ☒ No

Schedule B

(Form 990, 990-EZ, or 990-PF)

Department of the Treasury  
Internal Revenue Service

Schedule of Contributors

▶ Attach to Form 990, 990-EZ, or 990-PF.

OMB No 1545-0047

2011

Name of organization Casey Family Programs	Employer identification number 91-0793881
---	--

Organization type (check one)

Filers of:	Section:
Form 990 or 990-EZ	<div><input type="checkbox"/> 501(c)( ) (enter number) organization</div> <div><input type="checkbox"/> 4947(a)(1) nonexempt charitable trust <b>not</b> treated as a private foundation</div> <div><input type="checkbox"/> 527 political organization</div>
Form 990-PF	<div><input checked="" type="checkbox"/> 501(c)(3) exempt private foundation</div> <div><input type="checkbox"/> 4947(a)(1) nonexempt charitable trust treated as a private foundation</div> <div><input type="checkbox"/> 501(c)(3) taxable private foundation</div>

Check if your organization is covered by the **General Rule** or a **Special Rule**.  
**Note.** Only a section 501(c)(7), (8), or (10) organization can check boxes for both the General Rule and a Special Rule. See instructions.

General Rule—

☒ For an organization filing Form 990, 990-EZ, or 990-PF that received, during the year, \$5,000 or more (in money or property) from any one contributor. Complete Parts I and II.

Special Rules

☐ For a section 501(c)(3) organization filing Form 990 or 990-EZ, that met the 33<sup>1</sup>/<sub>3</sub>% support test of the regulations under sections 509(a)(1) and 170(b)(1)(A)(vi), and received from any one contributor, during the year, a contribution of the greater of **(1)** \$5,000 or **(2)** 2% of the amount on (i) Form 990, Part VIII, line 1h, or (ii) Form 990-EZ, line 1. Complete Parts I and II.

☐ For a section 501(c)(7), (8), or (10) organization filing Form 990, or 990-EZ, that received from any one contributor, during the year, aggregate contributions of more than \$1,000 for use *exclusively* for religious, charitable, scientific, literary, or educational purposes, or the prevention of cruelty to children or animals. Complete Parts I, II, and III.

☐ For a section 501(c)(7), (8), or (10) organization filing Form 990, or 990-EZ, that received from any one contributor, during the year, contributions for use *exclusively* for religious, charitable, etc., purposes, but these contributions did not aggregate to more than \$1,000. If this box is checked, enter here the total contributions that were received during the year for an *exclusively* religious, charitable, etc., purpose. Do not complete any of the parts unless the **General Rule** applies to this organization because it received nonexclusively religious, charitable, etc., contributions of \$5,000 or more during the year. . . . . ▶ \$ \_\_\_\_\_

**Caution.** An Organization that is not covered by the General Rule and/or the Special Rules does not file Schedule B (Form 990, 990-EZ, or 990-PF), but it **must** answer “No” on Part IV, line 2 of its Form 990, or check the box in the heading of its Form 990-EZ, or on line 2 of its Form 990-PF, to certify that it does not meet the filing requirements of Schedule B (Form 990, 990-EZ, or 990-PF).

<b>Name of organization</b> Casey Family Programs	<b>Employer identification number</b>  91-0793881
--	---

Part I

Contributors (see instructions)

(a) No.	(b) Name, address, and ZIP + 4	(c) Aggregate contributions	(d) Type of contribution
<div>_____</div>	See Additional Data Table <div>_____ _____ _____</div>	<div>\$ _____</div>	<div>Person <input type="checkbox"/></div> <div>Payroll <input type="checkbox"/></div> <div>Noncash <input type="checkbox"/></div> <div>(Complete Part II if there is a noncash contribution )</div>
<div>_____</div>	<div>_____ _____ _____</div>	<div>\$ _____</div>	<div>Person <input type="checkbox"/></div> <div>Payroll <input type="checkbox"/></div> <div>Noncash <input type="checkbox"/></div> <div>(Complete Part II if there is a noncash contribution )</div>
<div>_____</div>	<div>_____ _____ _____</div>	<div>\$ _____</div>	<div>Person <input type="checkbox"/></div> <div>Payroll <input type="checkbox"/></div> <div>Noncash <input type="checkbox"/></div> <div>(Complete Part II if there is a noncash contribution )</div>
<div>_____</div>	<div>_____ _____ _____</div>	<div>\$ _____</div>	<div>Person <input type="checkbox"/></div> <div>Payroll <input type="checkbox"/></div> <div>Noncash <input type="checkbox"/></div> <div>(Complete Part II if there is a noncash contribution )</div>
<div>_____</div>	<div>_____ _____ _____</div>	<div>\$ _____</div>	<div>Person <input type="checkbox"/></div> <div>Payroll <input type="checkbox"/></div> <div>Noncash <input type="checkbox"/></div> <div>(Complete Part II if there is a noncash contribution )</div>
<div>_____</div>	<div>_____ _____ _____</div>	<div>\$ _____</div>	<div>Person <input type="checkbox"/></div> <div>Payroll <input type="checkbox"/></div> <div>Noncash <input type="checkbox"/></div> <div>(Complete Part II if there is a noncash contribution )</div>
<div>_____</div>	<div>_____ _____ _____</div>	<div>\$ _____</div>	<div>Person <input type="checkbox"/></div> <div>Payroll <input type="checkbox"/></div> <div>Noncash <input type="checkbox"/></div> <div>(Complete Part II if there is a noncash contribution )</div>
<div>_____</div>	<div>_____ _____ _____</div>	<div>\$ _____</div>	<div>Person <input type="checkbox"/></div> <div>Payroll <input type="checkbox"/></div> <div>Noncash <input type="checkbox"/></div> <div>(Complete Part II if there is a noncash contribution )</div>
<div>_____</div>	<div>_____ _____ _____</div>	<div>\$ _____</div>	<div>Person <input type="checkbox"/></div> <div>Payroll <input type="checkbox"/></div> <div>Noncash <input type="checkbox"/></div> <div>(Complete Part II if there is a noncash contribution )</div>



Name of organization Casey Family Programs	Employer identification number 91-0793881
---	--

Part II Noncash Property (see Instructions) Use duplicate copies of Part II if additional space is needed			
(a) No. from Part I	(b) Description of noncash property given	(c) FMV (or estimate) (see instructions)	(d) Date received
_____	_____ _____ _____ _____	\$ _____	_____
(a) No. from Part I	(b) Description of noncash property given	(c) FMV (or estimate) (see instructions)	(d) Date received
_____	_____ _____ _____ _____	\$ _____	_____
(a) No. from Part I	(b) Description of noncash property given	(c) FMV (or estimate) (see instructions)	(d) Date received
_____	_____ _____ _____ _____	\$ _____	_____
(a) No. from Part I	(b) Description of noncash property given	(c) FMV (or estimate) (see instructions)	(d) Date received
_____	_____ _____ _____ _____	\$ _____	_____
(a) No. from Part I	(b) Description of noncash property given	(c) FMV (or estimate) (see instructions)	(d) Date received
_____	_____ _____ _____ _____	\$ _____	_____
(a) No. from Part I	(b) Description of noncash property given	(c) FMV (or estimate) (see instructions)	(d) Date received
_____	_____ _____ _____ _____	\$ _____	_____

<b>Name of organization</b> Casey Family Programs	<b>Employer identification number</b> 91-0793881
--	---

Part III

**Exclusively religious, charitable, etc., individual contributions to section 501(c)(7), (8), or (10) organizations aggregating more than \$1,000 for the year.** (Complete columns (a) through (e) and the following line entry )

For organizations completing Part III, enter the total of *exclusively* religious, charitable, etc , contributions of **\$1,000 or less** for the year (Enter this information once See instructions ) ➤ \$

Use duplicate copies of Part III if additional space is needed

(a) No. from Part I	(b) Purpose of gift	(c) Use of gift	(d) Description of how gift is held
—	<div></div>	<div></div>	<div></div>
	<div></div>	<div></div>	<div></div>
	<div></div>	<div></div>	<div></div>
	<div>(e) Transfer of gift</div>		
	Transferee's name, address, and ZIP 4		Relationship of transferor to transferee
	<div></div>	<div></div>	
	<div></div>	<div></div>	
—	<div></div>	<div></div>	<div></div>
	<div></div>	<div></div>	<div></div>
	<div></div>	<div></div>	<div></div>
	<div>(e) Transfer of gift</div>		
	Transferee's name, address, and ZIP 4		Relationship of transferor to transferee
	<div></div>	<div></div>	
	<div></div>	<div></div>	
—	<div></div>	<div></div>	<div></div>
	<div></div>	<div></div>	<div></div>
	<div></div>	<div></div>	<div></div>
	<div>(e) Transfer of gift</div>		
	Transferee's name, address, and ZIP 4		Relationship of transferor to transferee
	<div></div>	<div></div>	
	<div></div>	<div></div>	
—	<div></div>	<div></div>	<div></div>
	<div></div>	<div></div>	<div></div>
	<div></div>	<div></div>	<div></div>
	<div>(e) Transfer of gift</div>		
	Transferee's name, address, and ZIP 4		Relationship of transferor to transferee
	<div></div>	<div></div>	
	<div></div>	<div></div>	
—	<div></div>	<div></div>	<div></div>
	<div></div>	<div></div>	<div></div>
	<div></div>	<div></div>	<div></div>
	<div>(e) Transfer of gift</div>		
	Transferee's name, address, and ZIP 4		Relationship of transferor to transferee
	<div></div>	<div></div>	
	<div></div>	<div></div>	

Additional Data

Software ID:  
Software Version:  
EIN: 91-0793881  
Name: Casey Family Programs

Form 990 Schedule B, Part 1 - Contributors (see instructions)

(a) No.	(b) Name, address, and ZIP + 4	(c) Aggregate contributions	(d) Type of contribution
<u>1</u>	<div>Alameda County Social Services</div> <div>24100 Amador Street</div> <div>Hayward, CA 94544</div>	\$ <u>142,218</u>	<div>Person <input checked="" type="checkbox"/></div> <div>Payroll <input type="checkbox"/></div> <div>Noncash <input type="checkbox"/></div> <div>(Complete Part II if there is a noncash contribution )</div>
<u>2</u>	<div>Idaho State Controller</div> <div>PO Box 83720</div> <div>Boise, ID 83720</div>	\$ <u>136,070</u>	<div>Person <input checked="" type="checkbox"/></div> <div>Payroll <input type="checkbox"/></div> <div>Noncash <input type="checkbox"/></div> <div>(Complete Part II if there is a noncash contribution )</div>
<u>3</u>	<div>San Diego Health and Human Services</div> <div>1700 Pacific Highway</div> <div>San Diego, CA 92101</div>	\$ <u>108,713</u>	<div>Person <input checked="" type="checkbox"/></div> <div>Payroll <input type="checkbox"/></div> <div>Noncash <input type="checkbox"/></div> <div>(Complete Part II if there is a noncash contribution )</div>
<u>4</u>	<div>State of Arizona - Childs</div> <div>PO Box 6123</div> <div>Phoenix, AZ 85005</div>	\$ <u>191,816</u>	<div>Person <input checked="" type="checkbox"/></div> <div>Payroll <input type="checkbox"/></div> <div>Noncash <input type="checkbox"/></div> <div>(Complete Part II if there is a noncash contribution )</div>
<u>5</u>	<div>WA Dept Social Health Services</div> <div>PO Box 45845</div> <div>Olympia, WA 98504</div>	\$ <u>185,298</u>	<div>Person <input checked="" type="checkbox"/></div> <div>Payroll <input type="checkbox"/></div> <div>Noncash <input type="checkbox"/></div> <div>(Complete Part II if there is a noncash contribution )</div>
<u>6</u>	<div>George Fahey Unitrust</div> <div>C/o BNY Mellon Center 500 Grant St</div> <div>Pittsburg, PA 15258</div>	\$ <u>1,230,619</u>	<div>Person <input checked="" type="checkbox"/></div> <div>Payroll <input type="checkbox"/></div> <div>Noncash <input type="checkbox"/></div> <div>(Complete Part II if there is a noncash contribution )</div>

Form 990 Schedule B, Part 1 - Contributors (see instructions)

(a) No.	(b) Name, address, and ZIP + 4	(c) Aggregate contributions	(d) Type of contribution
<div>7</div>	<div>Marguerite Ryan Unitrust</div> <div>C/O BNY Mellon Center 500 Grant St</div> <div>Pittsburgh, PA 15258</div>	<div>\$1,231,671</div>	<div>Person<input checked="" type="checkbox"/></div> <div>Payroll<input type="checkbox"/></div> <div>Noncash<input type="checkbox"/></div> <div>(Complete Part II if there is a noncash contribution )</div>

**CASEY FAMILY PROGRAMS**
**EIN # 91-0793881**
**2011 FORM 990-PF**
**PART II, LINE 10A US AND STATE OBLIGATIONS**

Security Name	Shares/Par	Cost	Market Value	Description
CALIFORNIA ST	200,000	197,294	225,716	STATE OBLIGATIONS
CALIFORNIA ST	375,000	377,756	449,944	STATE OBLIGATIONS
CALIFORNIA ST	800,000	816,350	978,176	STATE OBLIGATIONS
CALIFORNIA ST	375,000	361,389	443,411	STATE OBLIGATIONS
CALIFORNIA ST	100,000	101,701	123,035	STATE OBLIGATIONS
CALIFORNIA ST	175,000	176,661	216,074	STATE OBLIGATIONS
CALIFORNIA ST	300,000	302,847	370,413	STATE OBLIGATIONS
CHICAGO ILL TRANSIT AUTH TRANS	800,000	800,000	933,672	STATE OBLIGATIONS
CHICAGO ILL TRANSIT AUTH TRANS	2,100,000	2,259,840	2,450,889	STATE OBLIGATIONS
GOLDEN ST TOB SECURITIZATION	500,000	304,790	348,610	STATE OBLIGATIONS
ILLINOIS ST	900,000	922,832	949,338	STATE OBLIGATIONS
ILLINOIS ST	300,000	309,601	319,284	STATE OBLIGATIONS
ILLINOIS ST	1,800,000	1,854,153	1,848,168	STATE OBLIGATIONS
LOS ANGELES CALIF UNI SCH DIST	350,000	350,000	434,364	STATE OBLIGATIONS
NEW JERSEY ST TPK AUTH TPK REV	550,000	586,835	752,983	STATE OBLIGATIONS
TOBACCO SETTLEMENT FIN AUTH WE	1,035,000	991,737	746,711	STATE OBLIGATIONS
TOTAL - STATE OBLIGATIONS		10,713,786	11,590,788	
COMMIT TO PUR FHLMC GOLD SFM	6,000,000	6,251,250	6,292,500	US OBLIGATIONS
COMMIT TO PUR FNMA SF MTG	3,000,000	3,109,219	3,136,875	US OBLIGATIONS
COMMIT TO PUR FNMA SF MTG	-7,000,000	-7,265,781	-7,353,282	US OBLIGATIONS
COMMIT TO PUR FNMA SF MTG	-500,000	-535,313	-540,156	US OBLIGATIONS
FHLMC POOL #30-0088	1,524,051	1,526,961	1,799,414	US OBLIGATIONS
FHLMC POOL #78-6190	15,339	15,964	16,267	US OBLIGATIONS
FHLMC POOL #A5-4675	290,927	291,814	319,789	US OBLIGATIONS
FHLMC POOL #A6-4639	687,210	734,885	771,095	US OBLIGATIONS
FHLMC POOL #B1-4156	20,833	20,110	22,079	US OBLIGATIONS
FHLMC POOL #C0-0874	4,596	4,187	5,357	US OBLIGATIONS
FHLMC POOL #E0-1137	38,359	39,846	41,078	US OBLIGATIONS
FHLMC POOL #E0-1378	45,404	47,121	48,570	US OBLIGATIONS
FHLMC POOL #E0-1538	226,485	221,283	242,496	US OBLIGATIONS
FHLMC POOL #E8-9844	3,183	3,222	3,464	US OBLIGATIONS
FHLMC POOL #E9-1323	18,978	19,708	20,653	US OBLIGATIONS
FHLMC POOL #G0-1391	648	670	751	US OBLIGATIONS
FHLMC POOL #G0-2462	301,292	329,561	331,949	US OBLIGATIONS
FHLMC POOL #G0-3392	918,911	1,005,059	1,012,485	US OBLIGATIONS
FHLMC POOL #G0-4593	26,561	25,764	28,915	US OBLIGATIONS
FHLMC POOL #G0-4599	90,548	87,832	98,822	US OBLIGATIONS
FHLMC POOL #G0-6020	186,884	203,529	203,039	US OBLIGATIONS
FHLMC POOL #G0-6571	540,573	595,052	596,128	US OBLIGATIONS
FHLMC POOL #G0-6832	351,497	384,230	387,263	US OBLIGATIONS
FHLMC POOL #G1-1681	43,122	43,530	46,482	US OBLIGATIONS
FHLMC POOL #G1-1742	22,596	22,762	24,357	US OBLIGATIONS
FHLMC POOL #G1-1769	312,331	313,783	336,663	US OBLIGATIONS
FHLMC POOL #G1-2396	980,731	1,001,571	1,073,098	US OBLIGATIONS
FHLMC POOL #G1-3889	1,811,891	1,948,916	1,962,671	US OBLIGATIONS
FHLMC POOL #G1-8053	69,595	70,345	75,017	US OBLIGATIONS
FHLMC POOL #G1-8065	114,930	115,649	123,884	US OBLIGATIONS
FHLMC POOL #G1-8295	1,232,385	1,313,645	1,339,210	US OBLIGATIONS
FHLMC MULTICLASS MTG	34,715	10,323	579	US OBLIGATIONS
FHLMC MULTICLASS MTG	13,739	13,726	13,740	US OBLIGATIONS
FHLMC MULTICLASS MTG	15,512	15,508	15,513	US OBLIGATIONS
FHLMC MULTICLASS MTG	102,913	102,656	102,705	US OBLIGATIONS
FHLMC MULTICLASS MTG	6,560	6,565	6,559	US OBLIGATIONS
FHLMC MULTICLASS MTG	52,317	52,407	52,311	US OBLIGATIONS
FHLMC MULTICLASS MTG 2691 FE	5,786	5,839	5,787	US OBLIGATIONS
FHLMC MULTICLASS MTG 2812 DF	47,634	47,872	47,709	US OBLIGATIONS
FHLMC MULTICLASS MTG 3389 GA	724,106	731,347	743,281	US OBLIGATIONS

**CASEY FAMILY PROGRAMS**
**EIN # 91-0793881**
**2011 FORM 990-PF**
**PART II, LINE 10A US AND STATE OBLIGATIONS**

Security Name	Shares/Par	Cost	Market Value	Description
FHLMC MULTICLASS MTG T-61 1A1	768,654	742,067	781,505	US OBLIGATIONS
FNMA POOL #0254360	35,707	37,777	40,485	US OBLIGATIONS
FNMA POOL #0254393	104,396	110,627	118,423	US OBLIGATIONS
FNMA POOL #0256335	72,166	72,361	78,430	US OBLIGATIONS
FNMA POOL #0256985	140,383	147,578	160,340	US OBLIGATIONS
FNMA POOL #0323520	54,869	56,010	57,928	US OBLIGATIONS
FNMA POOL #0448182	741	734	773	US OBLIGATIONS
FNMA POOL #0497284	2,849	3,001	3,323	US OBLIGATIONS
FNMA POOL #0527939	4,204	4,428	4,903	US OBLIGATIONS
FNMA POOL #0541416	728	719	787	US OBLIGATIONS
FNMA POOL #0555162	1,060,611	1,050,337	1,082,835	US OBLIGATIONS
FNMA POOL #0555424	707,883	764,513	773,829	US OBLIGATIONS
FNMA POOL #0555432	1,333,624	1,420,935	1,457,865	US OBLIGATIONS
FNMA POOL #0555531	1,732,895	1,871,697	1,894,332	US OBLIGATIONS
FNMA POOL #0606540	7,269	7,569	8,452	US OBLIGATIONS
FNMA POOL #0689022	77,528	73,700	83,842	US OBLIGATIONS
FNMA POOL #0721252	172,942	169,537	187,026	US OBLIGATIONS
FNMA POOL #0725220	117,193	111,635	126,737	US OBLIGATIONS
FNMA POOL #0745406	342,607	351,815	370,967	US OBLIGATIONS
FNMA POOL #0748502	127,259	121,364	137,623	US OBLIGATIONS
FNMA POOL #0852534	110,767	107,496	119,743	US OBLIGATIONS
FNMA POOL #0888366	636,928	685,692	727,336	US OBLIGATIONS
FNMA POOL #0888367	857,064	971,161	978,719	US OBLIGATIONS
FNMA POOL #0889493	744,762	816,213	820,894	US OBLIGATIONS
FNMA POOL #0889528	601,679	620,622	664,124	US OBLIGATIONS
FNMA POOL #0889579	800,527	881,393	885,370	US OBLIGATIONS
FNMA POOL #0890341	233,295	256,365	257,775	US OBLIGATIONS
FNMA POOL #0919539	29,144	30,054	33,287	US OBLIGATIONS
FNMA POOL #0930851	109,757	114,954	115,791	US OBLIGATIONS
FNMA POOL #0931696	413,740	449,684	448,699	US OBLIGATIONS
FNMA POOL #0941621	499,289	508,026	513,940	US OBLIGATIONS
FNMA POOL #0995391	236,342	259,884	260,427	US OBLIGATIONS
FNMA POOL #0995952	862,405	916,574	951,909	US OBLIGATIONS
FNMA POOL #0AB1500	842,739	872,235	886,083	US OBLIGATIONS
FNMA POOL #0AB2072	133,233	135,856	137,143	US OBLIGATIONS
FNMA POOL #0AB3186	295,676	300,850	304,352	US OBLIGATIONS
FNMA POOL #0AC8781	677,938	705,586	722,939	US OBLIGATIONS
FNMA POOL #0AD0167	1,925,120	2,034,311	2,096,152	US OBLIGATIONS
FNMA POOL #0AD0695	458,812	488,814	503,132	US OBLIGATIONS
FNMA POOL #0AD0833	675,416	717,630	746,128	US OBLIGATIONS
FNMA POOL #0AD2699	169,357	172,268	178,667	US OBLIGATIONS
FNMA POOL #0AD5637	378,040	404,266	403,133	US OBLIGATIONS
FNMA POOL #0AD6149	70,185	72,356	73,794	US OBLIGATIONS
FNMA POOL #0AD8009	883,947	933,531	932,540	US OBLIGATIONS
FNMA POOL #0AD8245	329,266	339,452	346,200	US OBLIGATIONS
FNMA POOL #0AE0371	691,146	744,385	763,333	US OBLIGATIONS
FNMA POOL #0AE0616	297,764	326,377	328,202	US OBLIGATIONS
FNMA POOL #0AE0828	960,042	924,228	988,214	US OBLIGATIONS
FNMA POOL #0AE1807	2,589,860	2,539,884	2,723,060	US OBLIGATIONS
FNMA POOL #0AE2494	3,738,664	3,627,673	3,930,950	US OBLIGATIONS
FNMA POOL #0AE3066	71,834	74,561	75,186	US OBLIGATIONS
FNMA POOL #0AE3725	805,004	813,746	846,406	US OBLIGATIONS
FNMA POOL #0AE4664	298,213	295,208	313,551	US OBLIGATIONS
FNMA POOL #0AE4783	945,692	972,585	994,330	US OBLIGATIONS
FNMA POOL #0AE5128	427,751	415,052	449,751	US OBLIGATIONS
FNMA POOL #0AE8712	2,788,010	2,605,264	2,869,823	US OBLIGATIONS
FNMA POOL #0AE9201	147,644	149,247	155,284	US OBLIGATIONS
FNMA POOL #0AH0017	937,648	930,908	985,872	US OBLIGATIONS

**CASEY FAMILY PROGRAMS**
**EIN # 91-0793881**
**2011 FORM 990-PF**
**PART II, LINE 10A US AND STATE OBLIGATIONS**

	Security Name	Shares/Par	Cost	Market Value	Description
FNMA	POOL #0AH2140	982,315	1,025,751	1,028,162	US OBLIGATIONS
FNMA	POOL #0AH2986	966,394	950,351	1,016,098	US OBLIGATIONS
FNMA	POOL #0AH4446	67,091	69,638	70,222	US OBLIGATIONS
FNMA	POOL #0AH4874	980,798	987,848	1,031,548	US OBLIGATIONS
FNMA	POOL #0AH5647	864,069	881,080	889,424	US OBLIGATIONS
FNMA	POOL #0AH6783	967,196	977,586	1,017,243	US OBLIGATIONS
FNMA	POOL #0AH7006	369,353	352,039	380,191	US OBLIGATIONS
FNMA	POOL #0AI2963	854,397	902,190	902,433	US OBLIGATIONS
FNMA	POOL #0AI3000	1,750,192	1,848,367	1,848,592	US OBLIGATIONS
FNMA	POOL #0AJ5372	575,159	585,224	592,037	US OBLIGATIONS
FNMA	POOL #0AJ5681	996,738	1,016,361	1,025,987	US OBLIGATIONS
FNMA	POOL #0AJ5994	626,726	637,693	645,117	US OBLIGATIONS
FNMA	POOL #0AJ9158	860,976	893,666	901,160	US OBLIGATIONS
FNMA	POOL #0AL0851	1,314,555	1,451,145	1,448,932	US OBLIGATIONS
FNMA	POOL #0AL0852	321,864	353,045	352,956	US OBLIGATIONS
FNMA	POOL #0AL0901	514,003	562,030	563,655	US OBLIGATIONS
FNMA	POOL #0AL1114	999,999	1,037,812	1,046,672	US OBLIGATIONS
FNMA	POOL #0MA0533	1,698,924	1,749,502	1,786,302	US OBLIGATIONS
FNMA	GTD REMIC P/T 03-32 FH	45,655	45,897	45,733	US OBLIGATIONS
FNMA	GTD REMIC P/T 04-21 FL	164,422	164,653	164,356	US OBLIGATIONS
FNMA	GTD REMIC P/T 05-120 CL U	310,661	310,078	309,681	US OBLIGATIONS
FNMA	GTD REMIC P/T 2000-32 FM	35,325	35,340	35,418	US OBLIGATIONS
FNMA	GTD REMIC P/T 2003-78 FI	138,960	139,438	138,985	US OBLIGATIONS
FNMA	GTD REMIC P/T 99-51 LK	1,163,999	1,196,009	1,206,728	US OBLIGATIONS
GNMA	POOL #0515849	4,540	4,707	4,657	US OBLIGATIONS
GNMA	POOL #0620926	31,006	28,727	34,017	US OBLIGATIONS
GNMA	POOL #0780733	486	488	498	US OBLIGATIONS
GNMA	POOL #0781328	16,061	16,922	18,736	US OBLIGATIONS
GNMA	POOL #0781548	18,580	17,219	21,720	US OBLIGATIONS
GNMA	GTD REMIC 00-30 CL FB	14,557	14,733	14,580	US OBLIGATIONS
GNMA	GTD REMIC 1999-7 K	775,094	737,308	834,072	US OBLIGATIONS
GNMA	GTD REMIC 2000-26 CL DE	14,332	14,316	14,333	US OBLIGATIONS
GNMA II	POOL #0002910	2,619	2,707	3,208	US OBLIGATIONS
GNMA II	POOL #0002947	3,300	3,410	4,041	US OBLIGATIONS
GNMA II	POOL #0003029	3,040	3,140	3,723	US OBLIGATIONS
GNMA II	POOL #0003057	771	796	816	US OBLIGATIONS
GNMA II	POOL #0008008	5,813	5,918	6,012	US OBLIGATIONS
GNMA II	POOL #0008188	31,007	31,667	32,091	US OBLIGATIONS
GNMA II	POOL #0008238	10,212	10,413	10,504	US OBLIGATIONS
GNMA II	POOL #0008337	6,127	6,214	6,317	US OBLIGATIONS
GNMA II	POOL #0008339	2,672	2,714	2,755	US OBLIGATIONS
GNMA II	POOL #0008777	7,006	7,096	7,222	US OBLIGATIONS
GNMA II	POOL #0080030	7,760	7,847	8,023	US OBLIGATIONS
GNMA II	POOL #0080045	10,008	10,130	10,347	US OBLIGATIONS
GNMA II	POOL #0080119	33,294	34,314	34,322	US OBLIGATIONS
GNMA II	POOL #0080329	27,530	27,969	28,380	US OBLIGATIONS
GNMA II	POOL #0080395	36,254	36,116	37,520	US OBLIGATIONS
GNMA II	POOL #008968M	8,036	8,126	8,266	US OBLIGATIONS
U S	TREASURY BOND	300,000	429,634	466,781	US OBLIGATIONS
U S	TREASURY BOND	300,000	426,329	453,703	US OBLIGATIONS
U S	TREASURY BOND	300,000	453,798	478,781	US OBLIGATIONS
U S	TREASURY BOND	300,000	344,438	414,469	US OBLIGATIONS
U S	TREASURY BOND	100,000	104,215	129,281	US OBLIGATIONS
U S	TREASURY BOND	25,000	22,183	28,121	US OBLIGATIONS
U S	TREASURY BOND	70,000	65,778	90,880	US OBLIGATIONS
U S	TREASURY BOND	600,000	577,875	765,187	US OBLIGATIONS
U S	TREASURY BOND	2,200,000	2,265,682	2,866,532	US OBLIGATIONS
U S	TREASURY BOND	1,600,000	1,850,241	1,881,750	US OBLIGATIONS

## CASEY FAMILY PROGRAMS

EIN # 91-0793881

2011 FORM 990-PF

## PART II, LINE 10A US AND STATE OBLIGATIONS

Security Name	Shares/Par	Cost	Market Value	Description
U S TREASURY NOTE	1,700,000	1,706,810	1,701,063	US OBLIGATIONS
U S TREASURY NOTE	3,150,000	3,167,206	3,154,183	US OBLIGATIONS
U S TREASURY NOTE	1,745,000	1,752,706	1,750,385	US OBLIGATIONS
U S TREASURY NOTE	200,000	200,430	200,398	US OBLIGATIONS
U S TREASURY NOTE	500,000	508,769	558,281	US OBLIGATIONS
U S TREASURY NOTE	1,500,000	1,505,091	1,538,438	US OBLIGATIONS
U S TREASURY NOTE	4,900,000	4,878,548	4,955,889	US OBLIGATIONS
US TREAS-CPI INFLATION INDEX	723,800	786,938	977,639	US OBLIGATIONS
TOTAL - US OBLIGATIONS		88,517,822	92,363,314	
<b>TOTAL - PART II, LINE 10A</b>		99,231,608	103,954,102	



**CASEY FAMILY PROGRAMS**  
**EIN # 91-0793881**  
**2011 FORM 990-PF**  
**PART II, LINE 10B CORPORATE STOCK**

Security Name	Shares/Par	Cost	Market Value	Description
ARROWSTREET EMERGING MARKET	150,000	15,000,000	18,157,500	MUTUAL FUND
ARROWSTREET EMERGING MARKET FU	20,000	2,000,000	1,805,400	MUTUAL FUND
BAILLIE GIFFORD EMG MKTS	1,981,480	18,526,109	28,921,130	MUTUAL FUND
BGI ACWI EX-US SUPERFUND B	4,203,439	103,368,739	80,814,906	MUTUAL FUND
BGI EAFE	410,924	18,520,860	18,693,823	MUTUAL FUND
BGI MSCI EQ IND FD B CANADA	82,996	6,487,907	5,572,401	MUTUAL FUND
RUSSELL 3000 INDEX FUND B	2,040,004	30,478,166	28,767,867	MUTUAL FUND
GENESIS EMERGING MARKETS	80,272	37,689,497	50,271,779	MUTUAL FUND
JPMORGAN LLC 130/29	113,655,128	100,000,000	113,655,128	MUTUAL FUND
MARATHON LONDON INTERNATIONAL	2,884,341	131,987,598	108,686,722	MUTUAL FUND
MONDRIAN INTL EQUITY FD LP	2,198,645	53,825,640	48,721,849	MUTUAL FUND
MONDRIAN INTL SMALL CAP EQUITY	377,952	5,635,537	6,491,132	MUTUAL FUND
MONDRIAN LARGE CAP EMERGING	1,005,621	13,474,827	13,791,912	MUTUAL FUND
PRIMECAP ODYSSEY STOCK FUND	1,647,356	20,608,897	23,524,247	MUTUAL FUND
PYRAMIS GLOBAL MARKET NEUTRAL	13,444	13,443,960	15,384,317	MUTUAL FUND
RUSSELL 1000 VALUE INDEX FUND	2,272,383	36,971,863	37,608,020	MUTUAL FUND
VANGUARD PRIMECAP CORE FUND	2,133,079	26,073,387	28,775,230	MUTUAL FUND
UNITED PARCEL SERVICE INC	100,000	5,160,813	7,319,000	COMMON STOCK
ENCANA CORPORATION	20,010	591,779	371,214	COMMON STOCK
LUNDIN MINING CORP	82,760	391,521	314,541	COMMON STOCK
ADIDAS AG	6,230	479,060	406,476	COMMON STOCK
SAP AG ORD NPV	8,480	495,034	449,690	COMMON STOCK
E ON AG NPV	22,700	620,353	491,232	COMMON STOCK
ALLIANZ SE (SOCIETAS EUROPEAE)	5,040	663,549	483,569	COMMON STOCK
SIEMENS AG NPV REGD	5,170	637,844	496,244	COMMON STOCK
BANCO SANTANDER SA	43,061	470,155	328,131	COMMON STOCK
DISTRIBUIDORA INTERNACIONAL DE	8,680	42,686	39,381	COMMON STOCK
CARREFOUR EUR2 5	21,050	688,061	481,349	COMMON STOCK
ALSTOM EUR7 (POST	11,580	655,338	352,213	COMMON STOCK
TOTAL SA EUR2 5	15,640	864,187	801,971	COMMON STOCK
HEINEKEN NV EUR1 60	13,780	816,874	639,872	COMMON STOCK
CRH ORD EUR0 32 DUBLIN LIST	24,080	500,026	480,145	COMMON STOCK
NOKIA (AB) OY EUR0 06	61,370	371,425	300,506	COMMON STOCK
CHEUNG KONG(HLDGS) HK\$0 50	30,362	430,411	361,220	COMMON STOCK
CANON INC NPV	9,900	460,159	438,770	COMMON STOCK
SUMITOMO MITSUI TRUST HOLDINGS	251,000	846,418	737,276	COMMON STOCK
KEYENCE CORP NPV	900	244,785	217,104	COMMON STOCK
MITSUBISHI CORP NPV	39,339	943,532	795,063	COMMON STOCK
NINTENDO CO	4,499	778,317	619,826	COMMON STOCK
SMC CORP NPV	2,860	495,183	461,674	COMMON STOCK
SECOM CO Y50	8,000	375,240	369,119	COMMON STOCK
SUMITOMO METAL MNG NPV	38,000	592,688	488,459	COMMON STOCK
SUZUKI MOTOR CO NPV	23,700	527,481	490,387	COMMON STOCK
BANK OF YOKOHAMA Y50	186,000	902,592	879,958	COMMON STOCK
INPEX CORPORATION	70	493,798	441,253	COMMON STOCK
MS&AD INSURANCE GROUP HOLDINGS	24,710	573,808	457,973	COMMON STOCK
NKSJ HOLDINGS INC	20,750	535,764	407,233	COMMON STOCK
SIME DARBY BHD (NEW) MYR0 50	83,600	252,484	242,625	COMMON STOCK
TURKIYE GARANTI BANKASI	120,590	512,331	376,724	COMMON STOCK
NORSK HYDRO ASA NOK3 6666	84,608	526,555	393,272	COMMON STOCK
DIAGEO ORD 28 101/108P	45,980	927,015	1,005,050	COMMON STOCK
GLAXOSMITHKLINE ORD GBP0 25	44,750	936,420	1,023,369	COMMON STOCK
XSTRATA COM STK USD0 50	30,635	523,726	465,624	COMMON STOCK
ANGLO AMERICAN	10,078	441,436	372,604	COMMON STOCK
REED ELSEVIER	57,000	498,145	459,749	COMMON STOCK
MTN GROUP LTD ZAR 0 0001	19,980	411,601	355,702	COMMON STOCK
GOLDEN AGRI RES USD0 025	696,709	380,052	384,180	COMMON STOCK
DBS HLDGS SGD1	29,000	334,702	257,649	COMMON STOCK
ERICSSON (L M )	40,660	563,518	417,555	COMMON STOCK
ROCHE HLDG AG GENUSSSCHEINE NPV	7,890	1,317,481	1,343,266	COMMON STOCK
NESTLE SA	15,070	940,014	870,260	COMMON STOCK
AOL INC	30,800	571,777	465,080	COMMON STOCK
AGRIUM INC	5,528	423,276	370,984	COMMON STOCK

**CASEY FAMILY PROGRAMS**  
**EIN # 91-0793881**  
**2011 FORM 990-PF**  
**PART II, LINE 10B CORPORATE STOCK**

Security Name	Shares/Par	Cost	Market Value	Description
AON CORP	6,500	273,236	304,200	COMMON STOCK
APACHE CORP	4,110	489,018	372,284	COMMON STOCK
APOLLO GROUP INC	10,160	434,558	547,319	COMMON STOCK
BP PLC	11,600	495,894	495,784	COMMON STOCK
BAKER HUGHES INC	5,230	367,689	254,387	COMMON STOCK
BIOMARIN PHARMACEUTICAL INC	20,200	528,517	694,476	COMMON STOCK
CISCO SYSTEMS INC	42,800	644,765	773,824	COMMON STOCK
COMCAST CORP	17,270	424,339	409,472	COMMON STOCK
EOG RESOURCES INC	6,790	687,203	668,883	COMMON STOCK
EXELON CORP	14,310	608,911	620,625	COMMON STOCK
FLUOR CORP	4,390	276,346	220,598	COMMON STOCK
GENERAL ELECTRIC CO	54,600	958,511	977,886	COMMON STOCK
GILEAD SCIENCES INC	9,320	379,769	381,468	COMMON STOCK
HEALTHSOUTH CORP	18,710	480,568	330,606	COMMON STOCK
ELI LILLY & CO	13,000	484,336	540,280	COMMON STOCK
LORILLARD INC	6,710	733,916	764,940	COMMON STOCK
MARATHON OIL CORP	10,020	308,904	293,285	COMMON STOCK
MARATHON PETROLEUM CORP	5,010	198,894	166,783	COMMON STOCK
MERCK & CO INC	25,020	871,899	943,254	COMMON STOCK
MOLSON COORS BREWING CO	11,140	494,919	485,036	COMMON STOCK
NEWMONT MINING CORP	3,450	181,422	207,035	COMMON STOCK
NOBLE ENERGY INC	5,440	478,332	513,482	COMMON STOCK
ORACLE CORP	19,190	614,544	492,224	COMMON STOCK
PEPSICO INC/NC	5,440	339,880	360,944	COMMON STOCK
PHILIP MORRIS INTERNATIONAL IN	8,090	532,261	634,903	COMMON STOCK
PRINCIPAL FINANCIAL GROUP INC	23,390	692,271	575,394	COMMON STOCK
PRUDENTIAL FINANCIAL INC	12,830	791,566	643,040	COMMON STOCK
PUBLIC SERVICE ENTERPRISE GROU	28,370	907,738	936,494	COMMON STOCK
STATE STREET CORP	13,350	570,208	538,139	COMMON STOCK
TIME WARNER INC	14,310	507,096	517,163	COMMON STOCK
TORCHMARK CORP	14,430	607,437	626,118	COMMON STOCK
VODAFONE GROUP PLC	23,370	611,331	655,061	COMMON STOCK
WAL-MART STORES INC	16,970	888,508	1,014,127	COMMON STOCK
WASHINGTON POST CO/THE	1,280	533,560	482,317	COMMON STOCK
YAMANA GOLD INC	18,450	208,946	271,031	COMMON STOCK
BUNGE LIMITED COM	6,510	436,303	372,372	COMMON STOCK
COVIDIEN PLC	17,390	936,062	782,724	COMMON STOCK
EVEREST RE GROUP INC COM	6,910	562,225	581,062	COMMON STOCK
MARVELL TECHNOLOGY GROUP LTD	28,370	402,931	392,925	COMMON STOCK
WILLIS GROUP HOLDINGS PUBLIC	17,680	702,373	685,984	COMMON STOCK
FOSTER WHEELER AG COM	25,497	685,000	488,013	COMMON STOCK
NOBLE CORPORATION BAAR	22,020	787,887	665,444	COMMON STOCK
ABIOMED INC	36,700	688,788	677,849	COMMON STOCK
ADVISORY BOARD CO/THE	18,800	1,176,799	1,395,148	COMMON STOCK
ALIGN TECHNOLOGY INC	13,700	337,525	325,033	COMMON STOCK
AMERICAN PUBLIC EDUCATION INC	9,600	432,806	415,488	COMMON STOCK
AMERIGON INC	56,800	438,261	809,968	COMMON STOCK
ARUBA NETWORKS INC	26,300	437,894	487,076	COMMON STOCK
BALCHEM CORP	23,500	793,310	952,690	COMMON STOCK
BANKRATE INC	41,900	819,543	900,850	COMMON STOCK
BEACON ROOFING SUPPLY INC	31,200	658,866	631,176	COMMON STOCK
BJ'S RESTAURANTS INC	21,000	551,129	951,720	COMMON STOCK
BOTTOMLINE TECHNOLOGIES INC	58,300	969,800	1,350,811	COMMON STOCK
BRAVO BRIO RESTAURANT GROUP IN	25,100	429,264	430,465	COMMON STOCK
BUFFALO WILD WINGS INC	7,800	429,213	526,578	COMMON STOCK
C&J ENERGY SERVICES INC	37,000	994,913	774,410	COMMON STOCK
CALGON CARBON CORP	40,900	689,734	642,539	COMMON STOCK
CARBO CERAMICS INC	8,000	702,709	986,640	COMMON STOCK
CARPENTER TECHNOLOGY CORP	17,800	998,191	916,344	COMMON STOCK
CAVIUM INC	14,600	387,316	415,078	COMMON STOCK
CEPHEID INC	18,600	409,152	640,026	COMMON STOCK
CHART INDUSTRIES INC	18,400	917,833	994,888	COMMON STOCK
CHIPOTLE MEXICAN GRILL INC	978	145,600	330,310	COMMON STOCK
COGNEX CORP	21,800	618,644	780,222	COMMON STOCK

**CASEY FAMILY PROGRAMS**  
**EIN # 91-0793881**  
**2011 FORM 990-PF**  
**PART II, LINE 10B CORPORATE STOCK**

Security Name	Shares/Par	Cost	Market Value	Description
COMPLETE PRODUCTION SERVICES I	19,300	668,840	647,708	COMMON STOCK
CUBIST PHARMACEUTICALS INC	22,900	888,273	907,298	COMMON STOCK
CYPRESS SEMICONDUCTOR CORP	41,500	470,044	700,935	COMMON STOCK
EXLSERVICE HOLDINGS INC	29,600	749,253	662,152	COMMON STOCK
FARO TECHNOLOGIES INC	16,200	745,670	745,200	COMMON STOCK
FINANCIAL ENGINES INC	17,800	296,194	397,474	COMMON STOCK
FRANCESCAS HOLDINGS CORP	22,400	506,318	387,520	COMMON STOCK
FRESH MARKET INC/THE	19,100	699,669	762,090	COMMON STOCK
FUSION-IO INC	20,900	512,230	505,780	COMMON STOCK
GENOMIC HEALTH INC	19,500	468,398	495,105	COMMON STOCK
GREEN MOUNTAIN COFFEE ROASTERS	4,950	164,992	222,008	COMMON STOCK
HMS HOLDINGS CORP	37,400	703,392	1,196,052	COMMON STOCK
HEALTHSTREAM INC	26,800	444,780	494,460	COMMON STOCK
HEICO CORP	18,500	587,590	1,081,880	COMMON STOCK
HEXCEL CORP	56,300	1,239,026	1,363,023	COMMON STOCK
HIBBETT SPORTS INC	24,400	783,329	1,102,392	COMMON STOCK
HOMEAWAY INC	12,300	446,977	285,975	COMMON STOCK
HUB GROUP INC	8,800	316,717	285,384	COMMON STOCK
IMPERVA INC	16,900	422,060	588,289	COMMON STOCK
INFORMATICA CORP	5,800	172,145	214,194	COMMON STOCK
INVENSENSE INC	50,800	429,388	505,968	COMMON STOCK
LOGMEIN INC	15,900	463,961	612,945	COMMON STOCK
LULULEMON ATHLETICA INC	8,000	143,242	373,280	COMMON STOCK
LUMINEX CORP	36,400	668,472	772,772	COMMON STOCK
MANHATTAN ASSOCIATES INC	16,800	709,131	680,064	COMMON STOCK
MERIT MEDICAL SYSTEMS INC	30,100	550,139	402,738	COMMON STOCK
MIDDLEBY CORP	12,000	697,273	1,128,480	COMMON STOCK
MISTRAS GROUP INC	33,300	754,682	848,817	COMMON STOCK
NETGEAR INC	22,200	898,090	745,254	COMMON STOCK
OSI SYSTEMS INC	24,400	1,036,136	1,190,232	COMMON STOCK
OMNICELL INC	42,500	646,681	702,100	COMMON STOCK
QLIK TECHNOLOGIES INC	20,900	307,568	505,780	COMMON STOCK
QUALITY SYSTEMS INC	14,700	512,856	543,753	COMMON STOCK
RBC BEARINGS INC	24,800	941,891	1,034,160	COMMON STOCK
REALPAGE INC	26,100	660,686	659,547	COMMON STOCK
RUE21 INC	12,300	333,682	265,680	COMMON STOCK
SXC HEALTH SOLUTIONS CORP	15,900	693,934	898,032	COMMON STOCK
SIGNATURE BANK/NEW YORK NY	16,700	668,174	1,001,833	COMMON STOCK
SOLARWINDS INC	14,500	451,256	405,275	COMMON STOCK
SOURCEFIRE INC	29,400	796,081	951,972	COMMON STOCK
SYNCHRONOSS TECHNOLOGIES INC	39,200	652,654	1,184,232	COMMON STOCK
TEAM INC	23,900	628,365	711,025	COMMON STOCK
TEAVANA HOLDINGS INC	16,300	349,248	306,114	COMMON STOCK
TENNANT CO	21,000	849,712	816,270	COMMON STOCK
TITAN MACHINERY INC	24,900	661,744	541,077	COMMON STOCK
ULTA SALON COSMETICS & FRAGRAN	17,300	363,428	1,123,116	COMMON STOCK
ULTIMATE SOFTWARE GROUP INC	22,200	694,316	1,445,664	COMMON STOCK
VERA BRADLEY INC	17,700	553,851	570,825	COMMON STOCK
VOLCANO CORP	17,500	489,619	416,325	COMMON STOCK
WOODWARD INC	18,300	691,143	749,019	COMMON STOCK
ALTISOURCE PORTFOLIO SOLUTIONS	11,100	487,384	556,998	COMMON STOCK
TORNIER NV	15,000	285,000	270,000	COMMON STOCK
TELSTRA CORP NPV	219,816	686,278	750,433	COMMON STOCK
NOVO-NORDISK AS DKK1	947	78,111	109,167	COMMON STOCK
ANHEUSER-BUSCH INBEV NV	1,393	82,594	85,543	COMMON STOCK
BELGACOM NPV	883	27,584	27,786	COMMON STOCK
FRESENIUS SE & CO KGAA	1,435	149,417	133,156	COMMON STOCK
UNITED INTERNET AG NPV REGD	3,662	46,342	65,603	COMMON STOCK
RWE AG (NEU) NPV 'A'	2,095	77,911	73,838	COMMON STOCK
SAP AG ORD NPV	4,378	263,154	232,163	COMMON STOCK
E ON AG NPV	24,339	488,726	526,700	COMMON STOCK
MUENCHENER RUECKVERSICHERUNGS	1,919	238,140	236,111	COMMON STOCK
INFINEON TECHNOLOGIES ORD NPV	15,958	145,316	120,484	COMMON STOCK
KABEL DEUTSCHLAND HOLDING AG	618	34,611	31,461	COMMON STOCK

**CASEY FAMILY PROGRAMS**  
**EIN # 91-0793881**  
**2011 FORM 990-PF**  
**PART II, LINE 10B CORPORATE STOCK**

Security Name	Shares/Par	Cost	Market Value	Description
REPSOL YPF SA EUR1	16,337	524,114	503,369	COMMON STOCK
RENAULT REGIE NATIONALE DES	153	7,117	5,323	COMMON STOCK
VIVENDI SA EUR5 5	25,039	605,116	549,974	COMMON STOCK
STMICROELECTRONICS EUR1 04	13,589	131,803	80,988	COMMON STOCK
SOCIETE GENERALE EUR1 25	9,973	256,658	222,744	COMMON STOCK
UNIBAIL-RODAMCO SE EUR5	284	49,335	51,209	COMMON STOCK
AXA EUR2 29	27,927	454,269	364,166	COMMON STOCK
ESSILOR INTERNATIONAL EURO 18	460	33,962	32,574	COMMON STOCK
CREDIT AGRICOLE SA EUR3	2,316	23,819	13,108	COMMON STOCK
BNP PARIBAS EUR2	2,556	97,090	100,703	COMMON STOCK
PAGESJAUNES GROUPE SA EUR0 20	3,114	30,005	11,339	COMMON STOCK
TOTAL SA EUR2 5	23,132	1,270,149	1,186,138	COMMON STOCK
NATIXIS EUR1 6	16,631	78,098	41,970	COMMON STOCK
SCOR SE EUR7 876972 (POST	1,076	30,559	25,226	COMMON STOCK
OPAP SA EUR0 3 (CR)	6,758	99,675	59,919	COMMON STOCK
ASSICURAZIONI GENERALI EUR1	25,218	417,967	380,728	COMMON STOCK
INTESA SANPAOLO EUR0 52	256,039	383,912	430,096	COMMON STOCK
MEDIOBANCA SPA EUR0 5	7,731	60,699	44,620	COMMON STOCK
ENI EUR1	6,216	131,943	129,190	COMMON STOCK
TELECOM ITALIA EUR0 55	253,629	295,064	273,605	COMMON STOCK
UNICREDIT SPA	27,986	318,953	233,239	COMMON STOCK
KONINKLIJKE AHOLD NV EUR0 30	6,473	81,618	87,432	COMMON STOCK
ASML HLDG NV EUR0 09	10,041	348,768	423,303	COMMON STOCK
IRISH BANK RESOLUTION CORP LTD	3,842	8,762	0	COMMON STOCK
NOKIA (AB) OY EUR0 06	87,137	556,316	426,677	COMMON STOCK
ORION CORP SER B NPV	711	13,535	13,891	COMMON STOCK
CHINA MOBILE LTD	80,000	787,471	781,809	COMMON STOCK
PCCW LIMITED HKD0 25	148,000	68,116	50,879	COMMON STOCK
HUTCHISON TELECOMMUNICATIONS	224,000	21,099	86,236	COMMON STOCK
UNITED TRACTORS TBK PT	18,500	46,883	53,761	COMMON STOCK
ASTRA INTERNATIONAL TBK PT	18,000	99,158	146,898	COMMON STOCK
PT INDO TAMBANGRAYA MEGAH TBK	17,500	94,220	74,593	COMMON STOCK
AISIN SEIKI CO Y50	3,900	143,290	111,211	COMMON STOCK
ASAHI GROUP HOLDINGS LTD	8,400	175,304	184,507	COMMON STOCK
ASAHI KASEI CORP JPY50	1,000	6,582	6,031	COMMON STOCK
NTT DOCOMO INC	159	293,798	292,416	COMMON STOCK
BRIDGESTONE CO Y50	6,000	133,936	136,080	COMMON STOCK
CITIZEN HOLDINGS CO Y50	32,700	171,671	189,978	COMMON STOCK
KDDI CORP Y5000	59	421,016	379,582	COMMON STOCK
DAIHATSU MOTOR CO Y50	5,000	78,650	89,290	COMMON STOCK
LAWSON INC NPV	1,000	55,629	62,451	COMMON STOCK
FUJI HEAVY LTD Y50	7,000	60,396	42,306	COMMON STOCK
HINO MOTORS Y50	6,000	33,401	36,418	COMMON STOCK
ISUZU MOTORS LTD Y50	34,000	154,046	157,317	COMMON STOCK
JAPAN TOBACCO INC Y50000	121	528,900	569,301	COMMON STOCK
AEON CO LTD NPV	14,200	195,048	195,079	COMMON STOCK
KAO CORP	9,900	260,066	270,597	COMMON STOCK
KIRIN HOLDINGSCO LTD Y50	9,000	113,298	109,488	COMMON STOCK
JTEKT CORP	2,300	34,291	22,629	COMMON STOCK
SOJITZ CORPORATION NPV	55,600	107,326	85,994	COMMON STOCK
NIPPON MEAT PACKERS Y50	9,000	125,107	111,827	COMMON STOCK
NIPPON TEL & TEL CORP Y50000	10,700	507,860	547,238	COMMON STOCK
NIPPON EXPRESS CO Y50	29,000	121,028	113,075	COMMON STOCK
NIKON CORP NPV	100	2,240	2,228	COMMON STOCK
SOFTBANK CORPORATION NPV	15,800	585,201	465,539	COMMON STOCK
SUMITOMO RUBBER INDUSTRIES Y50	3,300	41,476	39,631	COMMON STOCK
TOYO SUISAN KAISHA LTD Y50	6,000	163,183	145,438	COMMON STOCK
SEVEN & I HLDG CO LTD NPV	17,100	457,565	476,729	COMMON STOCK
IDEMITSU KOSAN CO LTD NPV	600	66,982	61,918	COMMON STOCK
JX HOLDINGS INC	14,000	86,080	84,611	COMMON STOCK
DIGI COM BERHAD MYR0 01	303,000	228,588	370,864	COMMON STOCK
ARCELIK TRY1	29,831	25,456	96,667	COMMON STOCK
T SISE VE CAM FABR TRY1	21,489	24,259	32,428	COMMON STOCK
BIM BIRLESIK MAGAZALAR TRY1	4,727	78,049	131,403	COMMON STOCK

**CASEY FAMILY PROGRAMS**  
**EIN # 91-0793881**  
**2011 FORM 990-PF**  
**PART II, LINE 10B CORPORATE STOCK**

Security Name	Shares/Par	Cost	Market Value	Description
TELENOR ASA	3,960	62,114	65,094	COMMON STOCK
STATOIL ASA NOK2 50	9,783	246,579	251,626	COMMON STOCK
ABOITIZ POWER CORPORATION PHP1	133,200	85,045	90,815	COMMON STOCK
KGHM POLSKA MIEDZ PLN 10 BR	2,313	17,273	74,497	COMMON STOCK
POL GORNICTWO NAFT I	148,989	180,078	177,019	COMMON STOCK
TAURON POLSKA ENERGIA SA	23,662	48,141	36,865	COMMON STOCK
ARM HOLDINGS ORD GBP0 0005	9,041	88,281	83,180	COMMON STOCK
BRITISH SKY BRDCSTG	10,085	71,895	114,805	COMMON STOCK
BAE SYSTEMS ORD GBP0 025	31,212	171,538	138,292	COMMON STOCK
COMPASS GROUP ORD GBP0 10	32,492	156,541	308,529	COMMON STOCK
PEARSON ORD GBP0 25	11,453	128,351	215,369	COMMON STOCK
OLD MUTUAL ORD GBP0 10	42,347	90,189	89,175	COMMON STOCK
SAGE GROUP ORD 1P	16,952	67,492	77,507	COMMON STOCK
GLAXOSMITHKLINE ORD GBP0 25	53,271	1,098,610	1,218,232	COMMON STOCK
ASTRAZENECA ORD USD0 25	16,296	696,827	753,437	COMMON STOCK
BT GROUP ORD GBP0 05	110,814	209,284	328,760	COMMON STOCK
NEXT GROUP ORD GBP0 10	3,109	50,195	132,244	COMMON STOCK
KINGFISHER ORD GBP0 157142857	29,166	102,370	113,634	COMMON STOCK
ITV ORD GBP0 10	22,029	27,015	23,331	COMMON STOCK
VODAFONE GROUP	168,356	392,748	468,078	COMMON STOCK
HOME RETAIL GROUP ORD GBP0	14,315	56,021	18,554	COMMON STOCK
ENTERPRISE INNS ORD GBP0 025	29,202	55,660	12,707	COMMON STOCK
FRESNILLO PLC	1,067	27,379	25,321	COMMON STOCK
SPIRIT PUB CO PLC ORD GBP0 01	11,529	45,958	7,660	COMMON STOCK
RESOLUTION LTD ORD NPV(NEW)	3,566	16,666	13,932	COMMON STOCK
SASOL NVP	7,633	386,325	364,471	COMMON STOCK
SHOPRITE HLDGS LTD SHS	3,122	38,179	52,669	COMMON STOCK
SANLAM ZAR0 01	68,532	162,972	244,897	COMMON STOCK
KUMBA IRON ORE LTD NPV	1,286	58,372	79,644	COMMON STOCK
HANKOOK TIRE MANUFACTURING	220	9,207	8,642	COMMON STOCK
KT&G CORP	1,214	72,131	85,781	COMMON STOCK
LG HOUSEHOLD & HEALTHCARE	216	93,776	91,406	COMMON STOCK
HYUNDAI MOBIS	733	268,477	185,477	COMMON STOCK
HYUNDAI MTR CO	2,912	501,247	538,417	COMMON STOCK
KIA MOTORS CORP	8,850	228,758	512,409	COMMON STOCK
NHN CORP	453	95,421	82,971	COMMON STOCK
SAMSUNG ELECTRONICS CO LTD	614	528,909	563,900	COMMON STOCK
LOTTE SHOPPING CENTER CO	84	38,081	24,755	COMMON STOCK
SK C&C CO LTD	271	37,728	27,523	COMMON STOCK
MANDO CORP	290	59,879	51,858	COMMON STOCK
SWEDISH MATCH AB NPV	9,050	154,835	322,512	COMMON STOCK
MILLICOM INTL CELL SDR EACH	449	45,991	45,160	COMMON STOCK
TELE2 AB SER'B' SEK1 25	3,074	59,260	60,042	COMMON STOCK
NOVARTIS AG CHF0 50 (REGD)	4,604	259,446	264,394	COMMON STOCK
ROCHE HLDG AG GENUSSSCHEINE NPV	1,878	317,158	319,728	COMMON STOCK
ADVANCED INFO SVCS PUBLIC CO	28,900	112,928	128,699	COMMON STOCK
BEC WORLD PCL-FOREIGN	89,500	103,878	127,655	COMMON STOCK
CP ALL PCL THB1(ALIEN MARKET)	227,300	96,235	372,830	COMMON STOCK
AMC NETWORKS INC	1,830	69,354	68,771	COMMON STOCK
ACTIVISION BLIZZARD INC	41,236	526,960	508,028	COMMON STOCK
AETNA INC	1,047	36,934	44,173	COMMON STOCK
ALPHA NATURAL RESOURCES INC	5,556	109,992	113,509	COMMON STOCK
AMERISOURCEBERGEN CORP	2,587	96,565	96,211	COMMON STOCK
AMERIPRISE FINANCIAL INC	529	22,740	26,260	COMMON STOCK
ANHEUSER-BUSCH INBEV NV	1,052	62,420	64,161	COMMON STOCK
APOLLO GROUP INC	4,538	193,719	244,462	COMMON STOCK
APPLIED MATERIALS INC	17,215	184,212	184,373	COMMON STOCK
ARM HOLDINGS PLC	5,665	152,067	156,751	COMMON STOCK
ASSURANT INC	2,533	97,213	104,005	COMMON STOCK
AUTOZONE INC	3,432	884,994	1,115,297	COMMON STOCK
BANK OF AMERICA CORP	64,186	363,206	356,874	COMMON STOCK
CR BARD INC	1,433	143,748	122,522	COMMON STOCK
BORGWARNER INC	2,604	176,255	165,979	COMMON STOCK
BRASIL TELECOM SA	7,918	84,881	49,092	COMMON STOCK

**CASEY FAMILY PROGRAMS**  
**EIN # 91-0793881**  
**2011 FORM 990-PF**  
**PART II, LINE 10B CORPORATE STOCK**

Security Name	Shares/Par	Cost	Market Value	Description
CBS CORP	2,249	52,144	61,038	COMMON STOCK
CF INDUSTRIES HOLDINGS INC	1,837	261,734	266,328	COMMON STOCK
CIGNA CORPORATION COM	6,051	289,167	254,142	COMMON STOCK
CIT GROUP INC	5,977	202,269	208,418	COMMON STOCK
CABLEVISION SYSTEMS CORP	7,798	200,868	110,888	COMMON STOCK
CAPITAL ONE FINANCIAL CORP	25,226	1,040,600	1,066,808	COMMON STOCK
CHINA MOBILE LTD	12,187	605,575	590,948	COMMON STOCK
CHINA UNICOM HONG KONG LTD	20,259	417,399	428,073	COMMON STOCK
CLOROX CO	1,211	79,341	80,604	COMMON STOCK
COMCAST CORP	10,114	236,657	238,286	COMMON STOCK
COMERICA INC	6,858	172,110	176,936	COMMON STOCK
CIA ENERGETICA DE MINAS GERAIS	7,408	110,932	131,788	COMMON STOCK
CIA DE BEBIDAS DAS AMERICAS	19,392	589,164	699,857	COMMON STOCK
CIA DE MINAS BUENAVENTURA SA	1,560	74,551	59,810	COMMON STOCK
CONAGRA FOODS INC	8,629	223,685	227,806	COMMON STOCK
CONSTELLATION BRANDS INC	5,135	98,631	106,140	COMMON STOCK
COSTCO WHOLESALE CORP	4,169	343,879	347,361	COMMON STOCK
COVENTRY HEALTH CARE INC	9,382	219,014	284,931	COMMON STOCK
DEVON ENERGY CORP	3,701	239,577	229,462	COMMON STOCK
DEVRY INC	1,737	70,523	66,805	COMMON STOCK
DIRECTV	25,706	1,236,068	1,099,189	COMMON STOCK
DOLLAR TREE INC	4,030	307,716	334,933	COMMON STOCK
DR PEPPER SNAPPLE GROUP INC	3,135	116,348	123,770	COMMON STOCK
FIFTH THIRD BANCORP	41,990	571,282	534,113	COMMON STOCK
FOMENTO ECONOMICO MEXICANO SAB	1,315	90,382	91,669	COMMON STOCK
FOREST LABORATORIES INC	12,053	333,688	364,724	COMMON STOCK
FOSSIL INC	715	64,396	56,742	COMMON STOCK
GENWORTH FINANCIAL INC	21,134	150,232	138,428	COMMON STOCK
HCA HOLDINGS INC	10,455	234,847	230,324	COMMON STOCK
HANSEN NATURAL CORP	6,320	329,752	582,325	COMMON STOCK
HARTFORD FINANCIAL SERVICES GR	13,687	258,999	222,414	COMMON STOCK
HELMERICH & PAYNE INC	1,544	92,053	90,108	COMMON STOCK
HOLLYFRONTIER CORP	3,772	113,961	88,265	COMMON STOCK
HORMEL FOODS CORP	2,877	63,983	84,267	COMMON STOCK
ITT EDUCATIONAL SERVICES INC	533	33,311	30,322	COMMON STOCK
KEYCORP	91,120	732,775	700,713	COMMON STOCK
KROGER CO/THE	1,437	35,233	34,804	COMMON STOCK
LSI CORP	38,966	248,153	231,848	COMMON STOCK
LAM RESEARCH CORP	7,693	348,327	284,795	COMMON STOCK
LEUCADIA NATIONAL CORP	2,832	67,810	64,400	COMMON STOCK
LIBERTY MEDIA CORP - LIBERTY	1,782	135,601	139,085	COMMON STOCK
LIBERTY INTERACTIVE CORP	18,109	297,715	293,637	COMMON STOCK
LINCOLN NATIONAL CORP	4,719	102,858	91,643	COMMON STOCK
LORILLARD INC	7,414	633,020	845,196	COMMON STOCK
MARATHON OIL CORP	16,632	468,378	486,819	COMMON STOCK
MARATHON PETROLEUM CORP	11,712	421,678	389,892	COMMON STOCK
MAXIM INTEGRATED PRODUCTS INC	15,484	367,305	403,203	COMMON STOCK
MCDONALD'S CORP	1,338	124,462	134,242	COMMON STOCK
MEAD JOHNSON NUTRITION CO	4,317	276,297	296,707	COMMON STOCK
MEDCO HEALTH SOLUTIONS INC	2,573	122,787	143,831	COMMON STOCK
METROPCS COMMUNICATIONS INC	11,925	198,327	103,509	COMMON STOCK
MICRON TECHNOLOGY INC	48,269	400,949	303,612	COMMON STOCK
MOODY'S CORP	3,246	114,855	109,325	COMMON STOCK
MURPHY OIL CORP	2,987	179,938	166,495	COMMON STOCK
NII HOLDINGS INC	2,348	68,122	50,012	COMMON STOCK
NIPPON TELEGRAPH & TELEPHONE C	3,698	86,106	93,670	COMMON STOCK
NOKIA OYJ	24,606	135,937	118,601	COMMON STOCK
NSTAR	1,781	76,665	83,636	COMMON STOCK
PHILIP MORRIS INTERNATIONAL IN	3,576	243,336	280,644	COMMON STOCK
PLAINS EXPLORATION & PRODUCTIO	7,049	219,587	258,839	COMMON STOCK
PRICELINE COM INC	696	347,977	325,526	COMMON STOCK
PRINCIPAL FINANCIAL GROUP INC	12,593	366,137	309,788	COMMON STOCK
PRUDENTIAL FINANCIAL INC	4,079	201,173	204,439	COMMON STOCK
QEP RESOURCES INC	2,296	78,118	67,273	COMMON STOCK

**CASEY FAMILY PROGRAMS**  
**EIN # 91-0793881**  
**2011 FORM 990-PF**  
**PART II, LINE 10B CORPORATE STOCK**

Security Name	Shares/Par	Cost	Market Value	Description
REGIONS FINANCIAL CORP	97,084	652,639	417,461	COMMON STOCK
REPSOL YPF SA	1,291	38,314	39,388	COMMON STOCK
SK TELECOM CO LTD	4,016	57,453	54,658	COMMON STOCK
SAFEWAY INC	10,899	244,008	229,315	COMMON STOCK
SASOL LTD	1,708	87,049	80,959	COMMON STOCK
SEALED AIR CORP	4,658	110,010	80,164	COMMON STOCK
SEARS HOLDINGS CORP	1,360	80,534	43,221	COMMON STOCK
SHIRE PLC	1,568	154,666	162,915	COMMON STOCK
STMICROELECTRONICS NV	5,168	53,927	30,646	COMMON STOCK
SUNTRUST BANKS INC	21,343	616,979	377,771	COMMON STOCK
TRW AUTOMOTIVE HOLDINGS CORP	3,952	158,131	128,835	COMMON STOCK
TELEF BRASIL	5,685	160,240	155,371	COMMON STOCK
TELEPHONE & DATA SYSTEMS INC	253	8,433	6,550	COMMON STOCK
TOTAL SA	42	1,863	2,147	COMMON STOCK
TYSON FOODS INC	8,082	164,046	166,812	COMMON STOCK
VALERO ENERGY CORP	23,646	544,198	497,748	COMMON STOCK
VERISIGN INC	1,406	40,265	50,222	COMMON STOCK
VERISK ANALYTICS INC	3,614	137,494	145,030	COMMON STOCK
VODAFONE GROUP PLC	8,022	227,158	224,857	COMMON STOCK
WALGREEN CO	9,109	322,898	301,144	COMMON STOCK
WELLPOINT INC	9,128	710,198	604,730	COMMON STOCK
WESTERN DIGITAL CORP	15,265	607,291	472,452	COMMON STOCK
WYNN RESORTS LTD	1,100	147,565	121,539	COMMON STOCK
XILINX INC	2,348	70,171	75,277	COMMON STOCK
GAZPROM OAO-SPON ADR	79,441	1,038,889	846,841	COMMON STOCK
SURGUTNEFTEGAZ ADR EACH REPR	9,195	89,828	71,997	COMMON STOCK
ARCH CAPITAL GROUP LTD SHS	4,665	154,683	173,678	COMMON STOCK
AXIS CAPITAL HLDGS LTD SHS	2,532	69,863	80,923	COMMON STOCK
EVEREST RE GROUP INC COM	1,243	110,148	104,524	COMMON STOCK
MARVELL TECHNOLOGY GROUP LTD	7,189	96,579	99,568	COMMON STOCK
NABORS INDUSTRIES LTD SHS	6,442	116,916	111,704	COMMON STOCK
SEAGATE TECHNOLOGY	14,922	156,115	244,721	COMMON STOCK
ASML HOLDING NV NY REGISTERED	7,825	296,368	327,007	COMMON STOCK
LYONDELLBASELL INDU-CL A-W/I	6,077	207,750	197,381	COMMON STOCK
LUKOIL OAO	4,092	234,996	217,694	COMMON STOCK
LUKOIL SPONSORED ADR	1,291	74,085	68,681	COMMON STOCK
AVAGO TECHNOLOGIES LTD SHS	2,358	69,164	68,052	COMMON STOCK
ALL AMERICA LATINA LOGISTICA	233,400	2,021,110	1,163,715	COMMON STOCK
NOVOZYMES A/S	123,165	2,347,832	3,814,117	COMMON STOCK
INDUSTRIA DE DISENO TEXTIL SA	45,262	3,427,238	3,718,134	COMMON STOCK
L'OREAL EUR0 2	19,197	2,293,254	2,011,091	COMMON STOCK
HERMES INTL FRF10 POST SPLIT	10,055	1,555,252	3,006,735	COMMON STOCK
PPR EUR4 00	36,141	4,628,418	5,191,304	COMMON STOCK
TENCENT HOLDINGS LTD	253,000	4,264,724	5,085,018	COMMON STOCK
BELLE INTERNATIONAL HLDGS HKD0	929,000	1,698,409	1,619,584	COMMON STOCK
HOUSING DEV FIN CORP INR2	177,300	2,540,836	2,176,979	COMMON STOCK
AGGREKO ORD GBP0 13708387	43,628	1,213,414	1,367,572	COMMON STOCK
ATLAS COPCO AB SER A NPV	255,376	4,273,981	5,513,347	COMMON STOCK
SANDVIK AB NPV (POST SPLIT)	186,997	3,746,190	2,303,604	COMMON STOCK
ABB LTD CHF1 03 (REGD)	159,103	3,800,322	3,008,171	COMMON STOCK
STRAUMANN HOLDING AG	7,942	2,207,037	1,376,749	COMMON STOCK
AMAZON COM INC	48,196	4,744,239	8,342,728	COMMON STOCK
APPLE INC	12,900	1,193,826	5,224,500	COMMON STOCK
BAIDU INC/CHINA	54,200	2,280,238	6,312,674	COMMON STOCK
CTRIIP COM INTERNATIONAL LTD	45,152	1,929,712	1,056,557	COMMON STOCK
DEERE & CO	34,433	2,309,618	2,663,393	COMMON STOCK
EBAY INC	145,077	5,113,856	4,400,185	COMMON STOCK
FLIR SYSTEMS INC	70,949	2,088,896	1,778,691	COMMON STOCK
FIRST SOLAR INC	33,814	5,528,232	1,141,561	COMMON STOCK
GOOGLE INC	8,797	5,274,504	5,681,982	COMMON STOCK
ILLUMINA INC	62,290	4,266,730	1,898,599	COMMON STOCK
INTUITIVE SURGICAL INC	12,786	3,812,180	5,920,046	COMMON STOCK
NEW ORIENTAL EDUCATION & TECHN	81,772	1,057,869	1,966,617	COMMON STOCK
RACKSPACE HOSTING INC	39,143	1,679,973	1,683,540	COMMON STOCK

**CASEY FAMILY PROGRAMS**  
**EIN # 91-0793881**  
**2011 FORM 990-PF**  
**PART II, LINE 10B CORPORATE STOCK**

Security Name	Shares/Par	Cost	Market Value	Description
SALESFORCE COM INC	29,184	3,716,662	2,961,009	COMMON STOCK
WHOLE FOODS MARKET INC	66,607	3,261,079	4,634,515	COMMON STOCK
GAZPROM OAO-SPON ADR	196,400	4,426,531	2,093,624	COMMON STOCK
ADOBE SYSTEMS INC	58,200	1,579,199	1,645,314	COMMON STOCK
ALLERGAN INC/UNITED STATES	33,900	1,877,064	2,974,386	COMMON STOCK
APOLLO GROUP INC	50,200	2,196,869	2,704,274	COMMON STOCK
APPLE INC	11,200	1,786,254	4,536,000	COMMON STOCK
CME GROUP INC	7,450	2,166,775	1,815,342	COMMON STOCK
CATERPILLAR INC	11,800	1,036,941	1,069,080	COMMON STOCK
CROWN CASTLE INTERNATIONAL COR	62,400	1,986,041	2,795,520	COMMON STOCK
CTRIIP COM INTERNATIONAL LTD	35,300	1,457,652	826,020	COMMON STOCK
EOG RESOURCES INC	32,400	2,968,914	3,191,724	COMMON STOCK
EL PASO CORP	54,900	1,348,833	1,458,693	COMMON STOCK
EXPEDITORS INTERNATIONAL OF WA	33,600	1,197,665	1,376,256	COMMON STOCK
GOOGLE INC	5,150	2,557,747	3,326,385	COMMON STOCK
INTERCONTINENTALEXCHANGE INC	18,600	1,718,071	2,242,230	COMMON STOCK
INTUIT INC	45,900	1,484,052	2,413,881	COMMON STOCK
LOWE'S COS INC	63,500	1,372,877	1,611,630	COMMON STOCK
MASTERCARD INC	9,000	1,895,705	3,355,380	COMMON STOCK
NIKE INC	19,100	999,327	1,840,667	COMMON STOCK
NOVO NORDISK A/S	16,200	904,317	1,867,212	COMMON STOCK
PERRIGO CO	12,900	802,799	1,255,170	COMMON STOCK
POLYCOM INC	54,700	786,342	891,610	COMMON STOCK
PRICELINE COM INC	4,650	899,960	2,174,852	COMMON STOCK
QUALCOMM INC	58,100	2,705,054	3,178,070	COMMON STOCK
STAPLES INC	102,300	2,234,592	1,420,947	COMMON STOCK
SYNGENTA AG	28,700	1,289,936	1,691,578	COMMON STOCK
TERADATA CORP	27,800	792,831	1,348,578	COMMON STOCK
VERISIGN INC	75,900	2,153,239	2,711,148	COMMON STOCK
VISA INC	33,700	2,316,449	3,421,561	COMMON STOCK
WALGREEN CO	36,600	1,359,945	1,209,996	COMMON STOCK
AAR CORP	6,011	121,146	115,231	COMMON STOCK
AZZ INC	3,014	110,518	136,956	COMMON STOCK
ACADIA REALTY TRUST	8,508	142,368	171,351	COMMON STOCK
ACTUANT CORP	4,047	69,026	91,826	COMMON STOCK
ACUITY BRANDS INC	2,194	86,521	116,282	COMMON STOCK
ADTRAN INC	4,102	120,555	123,716	COMMON STOCK
ALLETE INC	2,011	77,675	84,422	COMMON STOCK
ALTRA HOLDINGS INC	5,317	66,188	100,119	COMMON STOCK
AMEDISYS INC	2,371	94,894	25,868	COMMON STOCK
AMERICAN CAMPUS COMMUNITIES IN	10,615	285,009	445,405	COMMON STOCK
AMERICAN EQUITY INVESTMENT LIF	27,604	209,116	287,082	COMMON STOCK
ANIXTER INTERNATIONAL INC	3,853	180,963	229,793	COMMON STOCK
ANN INC	3,342	90,024	82,815	COMMON STOCK
APOLLO INVESTMENT CORP	6,057	62,805	39,007	COMMON STOCK
APPLIED INDUSTRIAL TECHNOLOGIE	4,180	114,685	147,011	COMMON STOCK
APPROACH RESOURCES INC	11,297	263,965	332,245	COMMON STOCK
ASCENT CAPITAL GROUP INC	3,883	215,664	196,946	COMMON STOCK
ATLANTIC POWER CORP	3,651	47,463	52,209	COMMON STOCK
AVISTA CORP	2,672	61,782	68,804	COMMON STOCK
BGC PARTNERS INC	6,382	29,005	37,909	COMMON STOCK
MICHAEL BAKER CORP	1,822	68,824	35,729	COMMON STOCK
BANCORPSOUTH INC	9,757	111,267	107,522	COMMON STOCK
BANK OF THE OZARKS INC	9,394	123,578	278,344	COMMON STOCK
BEACON ROOFING SUPPLY INC	10,052	156,583	203,352	COMMON STOCK
BELDEN INC	4,085	142,502	135,949	COMMON STOCK
BIOMED REALTY TRUST INC	16,296	249,933	294,632	COMMON STOCK
BLUE COAT SYSTEMS INC	1,759	34,578	44,767	COMMON STOCK
BOSTON PRIVATE FINANCIAL HOLDI	10,490	56,360	83,291	COMMON STOCK
BRIDGE CAPITAL HOLDINGS	2,714	20,753	28,226	COMMON STOCK
BROOKLINE BANCORP INC	12,051	116,728	101,710	COMMON STOCK
CLECO CORP	7,405	217,302	282,131	COMMON STOCK
CYS INVTs INC	22,813	298,032	299,763	COMMON STOCK
CABOT MICROELECTRONICS CORP	4,763	219,711	225,052	COMMON STOCK



**CASEY FAMILY PROGRAMS**  
**EIN # 91-0793881**  
**2011 FORM 990-PF**  
**PART II, LINE 10B CORPORATE STOCK**

Security Name	Shares/Par	Cost	Market Value	Description
CARLISLE COS INC	7,171	270,792	317,675	COMMON STOCK
CASH AMERICA INTERNATIONAL INC	1,471	58,645	68,593	COMMON STOCK
CHECKPOINT SYSTEMS INC	10,745	180,593	117,550	COMMON STOCK
CHILDRENS PLACE RETAIL STORES	2,944	111,135	156,385	COMMON STOCK
COBIZ FINANCIAL INC	6,674	29,872	38,509	COMMON STOCK
COHEN & STEERS INC	1,490	44,518	43,061	COMMON STOCK
COLUMBIA BANKING SYSTEM INC	6,040	114,243	116,391	COMMON STOCK
COMFORT SYSTEMS USA INC	17,721	209,352	189,969	COMMON STOCK
COMMERCIAL METALS CO	6,587	102,263	91,098	COMMON STOCK
COMMUNITY BANK SYSTEM INC	4,052	96,867	112,646	COMMON STOCK
CONVERGYS CORP	14,895	192,938	190,209	COMMON STOCK
CORESITE REALTY CORP	13,189	205,613	235,028	COMMON STOCK
CREXUS INVESTMENT CORP	8,840	101,634	91,759	COMMON STOCK
CUBESMART	14,358	142,563	152,769	COMMON STOCK
DANA HOLDING CORP	5,740	100,618	69,741	COMMON STOCK
DARLING INTERNATIONAL INC	7,121	98,221	94,638	COMMON STOCK
DECKERS OUTDOOR CORP	1,576	143,401	119,098	COMMON STOCK
DIAMONDROCK HOSPITALITY CO	6,706	62,134	64,646	COMMON STOCK
DIGI INTERNATIONAL INC	7,618	102,445	85,017	COMMON STOCK
DIME COMMUNITY BANCSHARES	5,141	60,478	64,777	COMMON STOCK
DINEEQUITY INC	1,093	47,318	46,136	COMMON STOCK
DONEGAL GROUP INC	2,276	33,840	32,228	COMMON STOCK
DUPONT FABROS TECHNOLOGY INC	7,137	167,819	172,858	COMMON STOCK
EAST WEST BANCORP INC	3,332	47,909	65,807	COMMON STOCK
EL PASO ELECTRIC CO	22,326	448,963	773,373	COMMON STOCK
ELECTRONICS FOR IMAGING INC	11,685	145,159	166,511	COMMON STOCK
ELIZABETH ARDEN INC	3,670	63,279	135,937	COMMON STOCK
ENERSYS	4,091	96,168	106,243	COMMON STOCK
ENTERTAINMENT PROPERTIES TRUST	7,431	241,922	324,809	COMMON STOCK
EZCORP INC	3,468	93,697	91,451	COMMON STOCK
FNB CORP/PA	14,680	110,900	166,031	COMMON STOCK
FAIRCHILD SEMICONDUCTOR INTERN	13,649	177,230	164,334	COMMON STOCK
FINISH LINE INC/THE	1,612	33,224	31,087	COMMON STOCK
FIRST CASH FINANCIAL SERVICES	2,698	54,827	94,673	COMMON STOCK
FIRST FINANCIAL BANKSHARES INC	5,710	199,152	190,885	COMMON STOCK
FIRST OF LONG ISLAND CORP/THE	1,822	44,027	47,955	COMMON STOCK
FIRST MIDWEST BANCORP INC/IL	12,397	154,792	125,582	COMMON STOCK
FLUSHING FINANCIAL CORP	7,819	101,809	98,754	COMMON STOCK
FORWARD AIR CORP	6,253	200,017	200,409	COMMON STOCK
FOSSIL INC	1,408	62,007	111,739	COMMON STOCK
FRANCESCAS HOLDINGS CORP	2,418	46,902	41,831	COMMON STOCK
HB FULLER CO	7,247	155,040	167,478	COMMON STOCK
G&K SERVICES INC	5,819	137,418	169,391	COMMON STOCK
GNC HOLDINGS INC	4,310	69,750	124,775	COMMON STOCK
G-III APPAREL GROUP LTD	2,835	77,477	70,620	COMMON STOCK
GAYLORD ENTERTAINMENT CO	4,067	87,775	98,177	COMMON STOCK
GLACIER BANCORP INC	12,933	173,854	155,584	COMMON STOCK
GOLUB CAPITAL BDC INC	3,810	55,326	59,055	COMMON STOCK
WR GRACE & CO	2,632	113,967	120,861	COMMON STOCK
GRACO INC	4,016	136,060	164,214	COMMON STOCK
HSN INC	5,067	143,677	183,729	COMMON STOCK
HAIN CELESTIAL GROUP INC/THE	6,336	107,903	232,278	COMMON STOCK
HANCOCK HOLDING CO	7,608	266,089	243,228	COMMON STOCK
HARMAN INTERNATIONAL INDUSTRIE	3,155	107,787	120,016	COMMON STOCK
HEALTHSOUTH CORP	19,081	384,073	337,161	COMMON STOCK
HEARTLAND EXPRESS INC	11,754	183,571	167,965	COMMON STOCK
HERITAGE FINANCIAL CORP/WA	3,545	46,274	44,525	COMMON STOCK
HOME BANCSHARES INC/AR	3,749	75,924	97,137	COMMON STOCK
HUDSON PACIFIC PROPERTIES INC	7,358	99,674	104,189	COMMON STOCK
IBERIABANK CORP	1,910	105,479	94,163	COMMON STOCK
ICON PLC	13,025	275,277	222,858	COMMON STOCK
ICONIX BRAND GROUP INC	10,534	185,835	171,599	COMMON STOCK
IDACORP INC	4,906	189,612	208,063	COMMON STOCK
INDEPENDENT BANK CORP/ROCKLAND	2,775	65,950	75,730	COMMON STOCK

**CASEY FAMILY PROGRAMS**  
**EIN # 91-0793881**  
**2011 FORM 990-PF**  
**PART II, LINE 10B CORPORATE STOCK**

Security Name	Shares/Par	Cost	Market Value	Description
JETBLUE AIRWAYS CORP	26,117	167,945	135,808	COMMON STOCK
JOS A BANK CLOTHIERS INC	4,303	158,093	209,814	COMMON STOCK
KBW INC	3,491	74,964	52,993	COMMON STOCK
KAISER ALUMINUM CORP	6,317	248,497	289,824	COMMON STOCK
KAMAN CORP	7,747	199,986	211,648	COMMON STOCK
KENNEDY-WILSON HOLDINGS INC	3,063	33,683	32,407	COMMON STOCK
KEY ENERGY SERVICES INC	17,900	188,192	276,913	COMMON STOCK
KNIGHT CAPITAL GROUP INC	10,916	151,141	129,027	COMMON STOCK
KNOLOGY INC	12,104	134,691	171,877	COMMON STOCK
LAKELAND FINANCIAL CORP	2,984	52,000	77,196	COMMON STOCK
LASALLE HOTEL PROPERTIES	1,326	29,936	32,102	COMMON STOCK
LINCARE HOLDINGS INC	10,825	257,032	278,311	COMMON STOCK
LITTELFUSE INC	3,404	142,440	146,304	COMMON STOCK
MB FINANCIAL INC	9,864	178,743	168,674	COMMON STOCK
MFA FINANCIAL INC	38,459	282,958	258,444	COMMON STOCK
MGE ENERGY INC	3,298	126,307	154,247	COMMON STOCK
MKS INSTRUMENTS INC	8,080	146,854	224,786	COMMON STOCK
MTS SYSTEMS CORP	3,333	95,900	135,820	COMMON STOCK
MYR GROUP INC/DELAWARE	5,889	102,747	112,715	COMMON STOCK
STEVEN MADDEN LTD	4,313	128,061	148,799	COMMON STOCK
MAGELLAN HEALTH SERVICES INC	1,508	77,589	74,601	COMMON STOCK
MAGNUM HUNTER RESOURCES CORP	40,095	206,786	216,112	COMMON STOCK
MAGNUM HUNTER RES CORP WTS	1,414	0	0	COMMON STOCK
MANNING & NAPIER INC	3,222	39,023	40,243	COMMON STOCK
MARKETAXESS HOLDINGS INC	1,698	48,475	51,127	COMMON STOCK
MATTRESS FIRM HOLDING CORP	3,923	86,516	90,974	COMMON STOCK
MEADOWBROOK INSURANCE GROUP IN	36,668	252,083	391,614	COMMON STOCK
MEDICIS PHARMACEUTICAL CORP	2,686	103,575	89,310	COMMON STOCK
MENTOR GRAPHICS CORP	13,050	111,170	176,958	COMMON STOCK
MERITAGE HOMES CORP	5,206	112,600	120,727	COMMON STOCK
METALS USA HOLDINGS CORP	8,204	109,113	92,295	COMMON STOCK
MICREL INC	8,023	64,549	81,113	COMMON STOCK
MID-AMERICA APARTMENT COMMUNIT	2,864	181,152	179,143	COMMON STOCK
MINERALS TECHNOLOGIES INC	4,184	225,905	236,522	COMMON STOCK
MONOTYPE IMAGING HOLDINGS INC	7,768	66,122	121,103	COMMON STOCK
MONRO MUFFLER BRAKE INC	3,408	67,221	132,196	COMMON STOCK
NATIONAL HEALTH INVESTORS INC	3,823	171,099	168,136	COMMON STOCK
NATIONAL RETAIL PROPERTIES INC	10,046	206,248	265,013	COMMON STOCK
NETSCOUT SYSTEMS INC	8,685	145,216	152,856	COMMON STOCK
NORTHWEST BANCSHARES INC	9,928	109,780	123,504	COMMON STOCK
NORTHWESTERN CORP	2,537	66,612	90,799	COMMON STOCK
NU SKIN ENTERPRISES INC	4,395	174,033	213,465	COMMON STOCK
OCWEN FINANCIAL CORP	14,889	171,542	215,593	COMMON STOCK
OIL STATES INTERNATIONAL INC	1,686	104,434	128,760	COMMON STOCK
OLYMPIC STEEL INC	5,579	160,569	130,102	COMMON STOCK
OMEGA HEALTHCARE INVESTORS INC	4,784	89,637	92,570	COMMON STOCK
ON ASSIGNMENT INC	12,041	90,824	134,618	COMMON STOCK
PHH CORP	3,270	63,645	34,989	COMMON STOCK
PS BUSINESS PARKS INC	5,142	292,030	285,021	COMMON STOCK
PSS WORLD MEDICAL INC	7,534	162,273	182,247	COMMON STOCK
PARAMETRIC TECHNOLOGY CORP	7,040	124,137	128,550	COMMON STOCK
PARKWAY PROPERTIES INC/MD	8,046	161,923	79,334	COMMON STOCK
PEBBLEBROOK HOTEL TRUST	8,636	168,930	165,638	COMMON STOCK
PENNANTPARK INVESTMENT CORP	8,903	75,679	89,831	COMMON STOCK
PETROLEUM DEVELOPMENT CORP	5,721	200,158	200,864	COMMON STOCK
PINNACLE FINANCIAL PARTNERS IN	6,846	82,925	110,563	COMMON STOCK
PIPER JAFFRAY COS	1,428	56,172	28,846	COMMON STOCK
PLANTRONICS INC	6,754	241,293	240,713	COMMON STOCK
POLARIS INDUSTRIES INC	2,860	102,078	160,103	COMMON STOCK
POLYONE CORP	22,111	159,997	255,382	COMMON STOCK
PREMIERE GLOBAL SERVICES INC	21,833	160,901	184,926	COMMON STOCK
PROASSURANCE CORP	4,137	221,810	330,215	COMMON STOCK
PRIVATEBANCORP INC	9,967	119,473	109,438	COMMON STOCK
PROSPERITY BANCSHARES INC	5,686	212,645	229,430	COMMON STOCK

**CASEY FAMILY PROGRAMS**  
**EIN # 91-0793881**  
**2011 FORM 990-PF**  
**PART II, LINE 10B CORPORATE STOCK**

Security Name	Shares/Par	Cost	Market Value	Description
PROVIDENT FINANCIAL SERVICES I	6,523	89,330	87,343	COMMON STOCK
RLI CORP	2,809	147,224	204,664	COMMON STOCK
RSC HOLDINGS INC	18,531	147,897	342,824	COMMON STOCK
RBC BEARINGS INC	5,428	196,968	226,348	COMMON STOCK
REGAL-BELOIT CORP	2,018	105,058	102,857	COMMON STOCK
RETAIL OPPORTUNITY INVESTMENTS	12,809	130,654	151,659	COMMON STOCK
ROBBINS & MYERS INC	4,515	153,316	219,203	COMMON STOCK
ROSETTA RESOURCES INC	7,032	156,097	305,892	COMMON STOCK
SCBT FINANCIAL CORP	3,981	108,639	115,489	COMMON STOCK
SS&C TECHNOLOGIES HOLDINGS INC	14,438	258,237	260,750	COMMON STOCK
SANDY SPRING BANCORP INC	3,243	43,995	56,915	COMMON STOCK
SCANSOURCE INC	4,526	155,827	162,936	COMMON STOCK
SCHNITZER STEEL INDUSTRIES INC	2,664	147,958	112,634	COMMON STOCK
SEMTECH CORP	10,772	201,482	267,361	COMMON STOCK
SIERRA BANCORP	1,718	13,455	15,118	COMMON STOCK
SIGNATURE BANK/NEW YORK NY	6,251	200,288	374,997	COMMON STOCK
SIMMONS FIRST NATIONAL CORP	2,078	52,681	56,501	COMMON STOCK
SIX FLAGS ENTERTAINMENT CORP	4,680	140,733	193,003	COMMON STOCK
AO SMITH CORP	5,104	197,914	204,772	COMMON STOCK
SOLAR CAPITAL LTD	3,352	62,144	74,046	COMMON STOCK
SOLAR SENIOR CAPITAL LTD	2,531	50,620	39,863	COMMON STOCK
SOUTHWEST GAS CORP	16,853	560,631	716,084	COMMON STOCK
STANDARD MICROSYSTEMS CORP	8,733	197,814	225,049	COMMON STOCK
STIFEL FINANCIAL CORP	5,365	172,725	171,948	COMMON STOCK
STILLWATER MINING CO	4,499	61,410	47,060	COMMON STOCK
SUSSER HOLDINGS CORP	1,556	33,843	35,197	COMMON STOCK
SYMETRA FINANCIAL CORP	7,861	96,395	71,299	COMMON STOCK
SYNNEX CORP	4,990	131,013	151,995	COMMON STOCK
TEAM HEALTH HOLDINGS INC	9,887	137,669	218,206	COMMON STOCK
TEMPUR-PEDIC INTERNATIONAL INC	2,479	115,040	130,222	COMMON STOCK
TENNANT CO	3,219	99,050	125,123	COMMON STOCK
TENNECO INC	6,596	197,843	196,429	COMMON STOCK
TEXAS CAPITAL BANCSHARES INC	5,975	98,133	182,895	COMMON STOCK
THERMON GROUP HOLDINGS INC	7,839	95,273	138,123	COMMON STOCK
TOWER GROUP INC	9,717	231,604	195,992	COMMON STOCK
TREEHOUSE FOODS INC	3,070	133,687	200,717	COMMON STOCK
TRICO BANCSHARES	4,005	66,183	56,951	COMMON STOCK
TRIUMPH GROUP INC	3,451	174,740	201,711	COMMON STOCK
TRONOX INC/NEW	373	54,254	44,014	COMMON STOCK
TWO HARBORS INVESTMENT CORP	12,822	126,768	118,475	COMMON STOCK
UMB FINANCIAL CORP	4,964	190,671	184,909	COMMON STOCK
UNISOURCE ENERGY CORP	1,992	61,176	73,545	COMMON STOCK
UNIVERSAL FOREST PRODUCTS INC	3,839	146,370	118,510	COMMON STOCK
VAIL RESORTS INC	2,478	98,658	104,968	COMMON STOCK
VERA BRADLEY INC	4,500	162,236	145,125	COMMON STOCK
VISTEON CORP/NEW	3,112	210,033	155,413	COMMON STOCK
VITAMIN SHOPPE INC	1,943	79,952	77,487	COMMON STOCK
WSFS FINANCIAL CORP	1,670	49,434	60,053	COMMON STOCK
WARNACO GROUP INC/THE	4,446	212,311	222,478	COMMON STOCK
WASTE CONNECTIONS INC	3,783	84,641	125,369	COMMON STOCK
WATSCO INC	3,714	188,470	243,861	COMMON STOCK
WEBSTER FINANCIAL CORP	8,652	151,901	176,414	COMMON STOCK
WEST PHARMACEUTICAL SERVICES I	3,724	149,666	141,326	COMMON STOCK
WORLD FUEL SERVICES CORP	7,096	173,749	297,890	COMMON STOCK
ALTERRA CAPITAL HOLDINGS LTD	9,180	206,545	216,923	COMMON STOCK
ASPEN INSURANCE HOLDINGS	3,582	93,694	94,923	COMMON STOCK
ENSTAR GROUP LIMITED SHS	1,134	78,875	111,359	COMMON STOCK
HERBALIFE LTD USD COM SHS	2,874	106,039	148,500	COMMON STOCK
ORIENT EXPRESS HOTELS LTD CL A	4,579	50,500	34,205	COMMON STOCK
BWIN PARTY DIGITAL ENTERTAIN	593,649	2,263,452	1,513,047	COMMON STOCK
KEPPEL CORP NPV	126,460	782,153	907,013	COMMON STOCK
ABBOTT LABORATORIES	36,600	1,852,908	2,058,018	COMMON STOCK
ALERE INC	81,950	2,674,352	1,892,226	COMMON STOCK
COMPASS MINERALS INTERNATIONAL	32,540	2,452,667	2,240,379	COMMON STOCK

**CASEY FAMILY PROGRAMS**  
**EIN # 91-0793881**  
**2011 FORM 990-PF**  
**PART II, LINE 10B CORPORATE STOCK**

Security Name	Shares/Par	Cost	Market Value	Description
DRESSER-RAND GROUP INC	200	7,507	9,982	COMMON STOCK
FIDELITY NATIONAL INFORMATION	84,051	2,311,023	2,234,916	COMMON STOCK
GULFMARK OFFSHORE INC	21,150	646,970	888,512	COMMON STOCK
HECKMANN CORP	242,075	1,409,850	1,609,799	COMMON STOCK
HEWLETT-PACKARD CO	42,000	1,521,462	1,081,920	COMMON STOCK
HOSPIRA INC	36,475	1,566,484	1,107,746	COMMON STOCK
JARDEN CORP	53,575	1,638,797	1,600,821	COMMON STOCK
JOHNSON CONTROLS INC	57,900	2,202,310	1,809,954	COMMON STOCK
LABORATORY CORP OF AMERICA HOL	24,035	1,796,115	2,066,289	COMMON STOCK
LOCKHEED MARTIN CORP	15,940	1,151,714	1,289,546	COMMON STOCK
MACY'S INC	42,975	1,054,084	1,382,936	COMMON STOCK
CBAYSYSTEMS HOLDINGS LTD	75,225	813,290	723,665	COMMON STOCK
MONSANTO CO	27,895	1,611,091	1,954,603	COMMON STOCK
MONSTER WORLDWIDE INC	119,800	1,887,796	950,014	COMMON STOCK
NEUSTAR INC	77,150	1,761,357	2,636,216	COMMON STOCK
NEWS CORP	94,425	1,325,077	1,684,542	COMMON STOCK
RALCORP HOLDINGS INC	5,870	350,325	501,885	COMMON STOCK
REPUBLIC SERVICES INC	64,950	1,935,599	1,789,373	COMMON STOCK
THERMO FISHER SCIENTIFIC INC	36,755	1,740,902	1,652,872	COMMON STOCK
VIASAT INC	7,350	275,964	338,982	COMMON STOCK
VISTEON CORP/NEW	33,825	2,340,257	1,689,221	COMMON STOCK
YAHOO' INC	111,600	1,738,122	1,800,108	COMMON STOCK
ARCH CAPITAL GROUP LTD SHS	94,625	2,399,490	3,522,889	COMMON STOCK
WARNER CHILCOTT PLC CLASS A	125,850	2,971,817	1,904,111	COMMON STOCK
GOLAR LNG LIMITED SHS	126,425	1,382,681	5,619,591	COMMON STOCK
WILLIS GROUP HOLDINGS PUBLIC	46,925	1,499,871	1,820,690	COMMON STOCK
SYNERON MEDICAL LTD	86,000	875,060	952,020	COMMON STOCK
PALADIN ENERGY LTD	130,750	473,668	179,128	COMMON STOCK
GOLAR LNG PARTNERS LP	19,525	512,245	598,441	COMMON STOCK
HENKEL AG & CO KGAA	3,790	253,732	219,382	PREFERRED SECURITIES
PORSCHE AUTOMOBIL HOLDING SE	38,870	7,082,441	2,086,483	PREFERRED SECURITIES
VALE SA	197,586	5,621,322	4,070,272	PREFERRED SECURITIES
CITIGROUP CAPITAL XIII	21,300	555,318	555,078	PREFERRED SECURITIES
<b>TOTAL - PART II, LINE 10B</b>		<b>1,016,504,797</b>	<b>1,039,736,589</b>	

**CASEY FAMILY PROGRAMS**  
**EIN # 91-0793881**  
**2011 FORM 990-PF**  
**PART II, LINE 10C CORPORATE BONDS**

Security Name	Shares/Par	Cost	Market Value	Description
BGI US DEBT INDEX FUND B	1,882,401	63,284,785	71,556,658	COMMINGLED BOND FUND
OAKTREE MEZZANINE FUND III	17,027,256	17,027,256	17,027,256	COMMINGLED BOND FUND
SSGA U S TIPS INDEX STRATEGY	4,492,254	54,778,040	60,694,843	COMMINGLED BOND FUND
AGFMT 10-1A A1	724,943	724,768	741,438	CORPORATE BONDS
ALLY FINANCIAL INC	825,000	825,000	796,125	CORPORATE BONDS
ALLY FINANCIAL INC	200,000	221,250	205,000	CORPORATE BONDS
ALLY FINANCIAL INC	1,200,000	1,200,000	1,122,192	CORPORATE BONDS
ALTRIA GROUP INC	900,000	1,179,402	1,210,872	CORPORATE BONDS
AMERICAN INTERNATIONAL GROUP I	350,000	350,000	370,475	CORPORATE BONDS
AMERICAN INTERNATIONAL GROUP I	150,000	146,496	145,669	CORPORATE BONDS
AMERICAN INTERNATIONAL GROUP I	1,500,000	1,694,856	1,587,752	CORPORATE BONDS
AMERICAN INTL GROUP INC MTN	350,000	263,970	421,425	CORPORATE BONDS
AT&T CORP	250,000	289,553	353,140	CORPORATE BONDS
BAC CAPITAL TRUST XI	860,000	799,165	754,274	CORPORATE BONDS
BANCO SANTANDER BRAZIL SA/CAYM	500,000	500,000	476,340	CORPORATE BONDS
BANK OF AMERICA CORP	650,000	673,490	672,241	CORPORATE BONDS
BANK OF AMERICA CORP	900,000	893,196	930,795	CORPORATE BONDS
BANK OF AMERICA NA	394,000	378,299	355,353	CORPORATE BONDS
BANKAMERICA CAPITAL II	100,000	83,750	90,000	CORPORATE BONDS
BARCLAYS BANK PLC	575,000	579,804	590,652	CORPORATE BONDS
BARCLAYS BANK PLC	1,200,000	1,980,713	2,088,710	CORPORATE BONDS
BEAR STEARNS 07-SV1A A1 144A	96,241	76,982	92,390	CORPORATE BONDS
BEAR STEARNS COS LLC/THE	700,000	646,366	761,271	CORPORATE BONDS
BEAR STEARNS COS LLC/THE	300,000	279,747	335,169	CORPORATE BONDS
BEAR STEARNS COS LLC/THE	700,000	689,071	820,646	CORPORATE BONDS
BERKSHIRE HATHAWAY FINANCE COR	120,000	119,591	121,668	CORPORATE BONDS
BMW US CAPITAL LLC	1,200,000	1,194,660	1,199,724	CORPORATE BONDS
BNSF RY CO 2006-1 PASSTHRU	100,288	91,884	114,713	CORPORATE BONDS
BOSTON PROPERTIES LP	400,000	430,476	446,411	CORPORATE BONDS
BOSTON PROPERTIES LP	300,000	287,205	301,890	CORPORATE BONDS
BP CAPITAL MARKETS PLC	200,000	182,000	210,169	CORPORATE BONDS
BP CAPITAL MARKETS PLC	100,000	99,716	104,742	CORPORATE BONDS
BP CAPITAL MARKETS PLC	500,000	497,255	550,686	CORPORATE BONDS
BP CAPITAL MARKETS PLC	100,000	89,000	100,272	CORPORATE BONDS
BURLINGTON NORTHN SANTA FE 001	602,351	677,867	728,965	CORPORATE BONDS
CAPITAL ONE FINANCIAL CORP	500,000	510,705	560,259	CORPORATE BONDS
CAPITAL ONE FINANCIAL CORP	175,000	174,190	180,095	CORPORATE BONDS
CIGNA CORP	75,000	86,696	87,670	CORPORATE BONDS
CIGNA CORP	350,000	373,083	438,419	CORPORATE BONDS
CIT GROUP INC	47,418	35,730	47,513	CORPORATE BONDS
CIT GROUP INC	79,029	57,508	79,029	CORPORATE BONDS
CIT GROUP INC	147,509	113,569	147,509	CORPORATE BONDS
CITIGROUP INC	375,000	380,779	400,212	CORPORATE BONDS
CITIGROUP INC	750,000	752,085	644,880	CORPORATE BONDS
CITIGROUP INC	1,620,000	1,613,066	1,728,914	CORPORATE BONDS
CITIGROUP MORTGAGE LO AHL1 A2C	3,000,000	933,750	918,555	CORPORATE BONDS
COMCAST CABLE COMMUNICATIONS H	295,000	353,073	320,817	CORPORATE BONDS
COMCAST CORP	575,000	568,462	664,854	CORPORATE BONDS
COMCAST CORP	25,000	24,947	29,570	CORPORATE BONDS
COOPERATIEVE CENTRALE RAIFFEIS	700,000	698,103	727,192	CORPORATE BONDS
COX COMMUNICATIONS INC 144A	375,000	362,792	432,960	CORPORATE BONDS
COX COMMUNICATIONS INC 144A	398,000	508,405	538,369	CORPORATE BONDS
CREDIT AGRICOLE HOME LOAN SFH	1,400,000	1,400,000	1,345,009	CORPORATE BONDS
CSX TRANSN INC GTD SECD EQUIP	105,295	106,591	120,657	CORPORATE BONDS
DAIMLER FIN NORTH AMERICA 144A	1,200,000	1,175,476	1,158,066	CORPORATE BONDS
DEXIA CREDIT LOCAL SA	700,000	700,000	636,083	CORPORATE BONDS
DNB BOLIGKREDITT AS 144A	1,000,000	998,800	1,016,596	CORPORATE BONDS

**CASEY FAMILY PROGRAMS**  
**EIN # 91-0793881**  
**2011 FORM 990-PF**  
**PART II, LINE 10C CORPORATE BONDS**

Security Name	Shares/Par	Cost	Market Value	Description
DOW CHEMICAL CO/THE	790,000	939,317	1,033,579	CORPORATE BONDS
FEDERAL EXPRESS 98-1 CTF 1A	739,215	734,815	856,820	CORPORATE BONDS
FORD MOTOR CREDIT CO LLC	500,000	497,330	517,475	CORPORATE BONDS
GAZPROM O A O LN SER 17 144A	1,500,000	1,756,875	1,687,500	CORPORATE BONDS
GENERAL ELECTRIC CAPITAL CORP	250,000	249,723	273,788	CORPORATE BONDS
GENERAL ELECTRIC CAPITAL CORP	500,000	512,163	550,146	CORPORATE BONDS
GENERAL ELECTRIC CAPITAL CORP	175,000	179,858	181,554	CORPORATE BONDS
GENERAL ELECTRIC CAPITAL CORP	230,000	222,424	232,830	CORPORATE BONDS
GENERAL ELECTRIC CAPITAL CORP	600,000	588,870	635,752	CORPORATE BONDS
GOLDMAN SACHS GROUP INC/THE	950,000	941,574	969,317	CORPORATE BONDS
GOLDMAN SACHS GROUP INC/THE	600,000	413,700	517,895	CORPORATE BONDS
GOLDMAN SACHS GROUP INC/THE	200,000	190,188	186,103	CORPORATE BONDS
GOLDMAN SACHS GROUP INC/THE	600,000	509,154	627,262	CORPORATE BONDS
GOODRICH CORP	300,000	306,234	353,780	CORPORATE BONDS
HCA INC	1,200,000	1,242,000	1,224,000	CORPORATE BONDS
HEALTH NET INC	225,000	183,094	234,000	CORPORATE BONDS
HEWLETT-PACKARD CO	1,200,000	1,188,016	1,188,188	CORPORATE BONDS
HISTORIC TW INC	760,000	906,624	890,864	CORPORATE BONDS
HSBC HOLDINGS PLC	200,000	193,008	197,418	CORPORATE BONDS
HSBC HOLDINGS PLC	475,000	456,382	479,943	CORPORATE BONDS
HSBC HOLDINGS PLC	225,000	224,512	239,083	CORPORATE BONDS
ING BANK NV 144A	600,000	623,222	633,008	CORPORATE BONDS
INTESA SANPAOLO SPA 144A	1,500,000	1,488,495	1,231,061	CORPORATE BONDS
JPMORGAN CHASE & CO	400,000	405,812	425,148	CORPORATE BONDS
JPMORGAN CHASE & CO	300,000	345,588	339,791	CORPORATE BONDS
JPMORGAN CHASE & CO	300,000	314,904	318,861	CORPORATE BONDS
JPMORGAN CHASE & CO	400,000	398,040	402,809	CORPORATE BONDS
JPMORGAN CHASE & CO	600,000	598,764	609,572	CORPORATE BONDS
KAUPTHING BANK HF	850,000	641,500	85	CORPORATE BONDS
LAFARGE SA	600,000	582,868	612,005	CORPORATE BONDS
LAFARGE SA	175,000	174,850	178,094	CORPORATE BONDS
LEHMAN BROTHERS HOLDINGS INC	300,000	299,778	30	CORPORATE BONDS
LEHMAN BROTHERS HOLDINGS INC	2,200,000	2,189,968	577,500	CORPORATE BONDS
LIBERTY INTERACTIVE LLC	127,000	113,983	123,190	CORPORATE BONDS
LIBERTY INTERACTIVE LLC	171,000	151,335	164,374	CORPORATE BONDS
LLOYDS TSB BANK PLC	1,200,000	1,200,000	1,099,152	CORPORATE BONDS
LLOYDS TSB BANK PLC 144A	1,300,000	1,299,948	1,251,453	CORPORATE BONDS
MACY'S RETAIL HOLDINGS INC	560,000	462,386	615,910	CORPORATE BONDS
MACY'S RETAIL HOLDINGS INC	275,000	277,431	317,505	CORPORATE BONDS
MACY'S RETAIL HOLDINGS INC	125,000	99,864	137,971	CORPORATE BONDS
MAGNOLIA FUNDING LTD	424,304	568,777	548,586	CORPORATE BONDS
MERRILL LYNCH & CO INC	300,000	318,881	295,782	CORPORATE BONDS
MORGAN STANLEY	380,000	383,059	362,040	CORPORATE BONDS
MORGAN STANLEY	1,500,000	1,527,840	1,365,413	CORPORATE BONDS
MORGAN STANLEY	300,000	272,707	357,292	CORPORATE BONDS
MORGAN STANLEY MTN	1,000,000	951,305	1,231,002	CORPORATE BONDS
NEWS AMERICA INC	175,000	180,955	201,703	CORPORATE BONDS
NORDEA BANK AB 144A	1,500,000	1,492,845	1,533,179	CORPORATE BONDS
NORDSTROM INC	600,000	564,288	750,733	CORPORATE BONDS
PROVINCE OF ONTARIO CANADA	1,000,000	996,850	1,047,356	CORPORATE BONDS
QWEST CORP	1,200,000	1,200,000	1,329,734	CORPORATE BONDS
REED ELSEVIER CAPITAL INC	275,000	273,933	343,223	CORPORATE BONDS
REYNOLDS AMERICAN INC	1,000,000	995,380	1,192,435	CORPORATE BONDS
ROYAL BANK OF SCOTLAND GROUP P	500,000	433,750	340,625	CORPORATE BONDS
ROYAL BANK OF SCOTLAND PLC/THE	100,000	99,805	95,399	CORPORATE BONDS
ROYAL BANK OF SCOTLAND PLC/THE	625,000	622,694	616,581	CORPORATE BONDS
SBA GTD PARTN CTFS 2002-20C 1	864,814	882,110	957,626	CORPORATE BONDS
SLM CORP	325,000	313,144	334,750	CORPORATE BONDS

**CASEY FAMILY PROGRAMS**  
**EIN # 91-0793881**  
**2011 FORM 990-PF**  
**PART II, LINE 10C CORPORATE BONDS**

Security Name	Shares/Par	Cost	Market Value	Description
SPRINT CAPITAL CORP	200,000	160,500	142,750	CORPORATE BONDS
SPRINT CAPITAL CORP	425,000	361,625	349,563	CORPORATE BONDS
TELECOM ITALIA CAPITAL SA	175,000	176,986	163,607	CORPORATE BONDS
TELECOM ITALIA CAPITAL SA	200,000	220,666	187,422	CORPORATE BONDS
TIME WARNER CABLE INC	375,000	407,354	478,848	CORPORATE BONDS
TIME WARNER CABLE INC	275,000	312,951	345,403	CORPORATE BONDS
TIME WARNER CABLE INC	225,000	225,077	227,639	CORPORATE BONDS
TIME WARNER COS INC	200,000	215,367	251,513	CORPORATE BONDS
TIME WARNER INC	800,000	837,721	1,043,748	CORPORATE BONDS
UBS AG/STAMFORD CT	400,000	400,000	389,521	CORPORATE BONDS
UBS AG/STAMFORD CT	300,000	299,871	291,935	CORPORATE BONDS
UNION PAC RR CO PASS THRU 98-A	248,695	257,265	282,773	CORPORATE BONDS
UNUM GROUP	446,000	361,122	470,811	CORPORATE BONDS
VOLKSWAGEN INTERNATIONAL FINAN	600,000	600,000	587,947	CORPORATE BONDS
VOLKSWAGEN INTERNATIONAL FINAN	600,000	600,000	599,391	CORPORATE BONDS
VULCAN MATERIALS CO	125,000	125,000	129,063	CORPORATE BONDS
VULCAN MATERIALS CO	225,000	225,000	243,000	CORPORATE BONDS
WACHOVIA BANK NA	500,000	500,335	552,112	CORPORATE BONDS
WELLPOINT INC	225,000	264,596	271,479	CORPORATE BONDS
WESTLB AG/NEW YORK	740,000	678,594	768,444	CORPORATE BONDS
WM WRIGLEY JR CO 144A	1,400,000	1,399,538	1,410,368	CORPORATE BONDS
XEROX CORP	945,000	935,429	1,064,505	CORPORATE BONDS
BEAR STEARNS COMMERCIA CLF1 A3	53,032	51,296	53,877	CMBS - CTL
GS MTG SECS CORP 04-4 144A	1,903,023	1,943,463	1,958,485	CMO
UNION PAC RR CO 01-1	417,890	401,651	486,308	CMO
CDS SP UL CDX IG 5 10Y 10-15%	-800,000	0	0	CDSWP
CDS_SP UL CDX IG 5 10Y 10-15%	800,000	0	-99,473	CDSWP
CDS SP UL CDX IG 9 5YR 15-30%	-100,000	0	0	CDSWP
CDS_SP UL CDX IG 9 5YR 15-30%	100,000	0	1,137	CDSWP
CDS BP UL CDX IG 5 7YR 10-15%	-1,100,000	0	0	CDSWP
CDS_BP UL CDX IG 5 7YR 10-15%	1,100,000	0	-1,540	CDSWP
CDS SP UL CDX IG 5 10Y 10-15%	-2,700,000	0	0	CDSWP
CDS_SP UL CDX IG 5 10Y 10-15%	2,700,000	0	-335,212	CDSWP
CDS BP UL CDX IG 5 7YR 10-15%	-3,800,000	0	0	CDSWP
CDS_BP UL CDX IG 5 7YR 10-15%	3,800,000	0	-5,319	CDSWP
CDS BP UL GOODRICH CORP	-300,000	0	0	CDSWP
CDS_BP UL GOODRICH CORP	300,000	0	-4,540	CDSWP
CDS BP TIME WARNER INC SNR	-500,000	0	0	CDSWP
CDS_BP TIME WARNER INC SNR	500,000	0	-9,117	CDSWP
CCP CDX IG14 5Y CME	-7,200,000	0	0	CDSWP
CCP_CDX IG14 5Y CME	7,200,000	7,913	14,519	CDSWP
CCP CDX IG10 10Y CME	-1,548,800	0	0	CDSWP
CCP_CDX IG10 10Y CME	1,548,800	13,962	-560	CDSWP
CCP CDX IG9 10Y CME	-20,715,200	0	0	CDSWP
CCP_CDX IG9 10Y CME	20,715,200	922,731	792,669	CDSWP
CCP CDX HY14 5Y CME	-1,078,000	0	0	CDSWP
CCP_CDX HY14 5Y CME	1,078,000	16,170	26,729	CDSWP
CDS SP UL BP P L C	100,000	3,469	14,061	CDSWP
CDS_SP UL BP P L C	-100,000	0	0	CDSWP
CDS SP UL BP P L C	200,000	1,953	28,121	CDSWP
CDS_SP UL BP P L C	-200,000	0	0	CDSWP
CDX SP UL CDX NA IG 16	700,000	0	-5,229	CDSWP
CDX_SP UL CDX NA IG 16	-700,000	-6,390	0	CDSWP
ZCS IRS P BZDIOVRA R 11 96%	-2,200,000	-4,886	0	IRSWP
ZCS_IRS P BZDIOVRA R 11 96%	2,200,000	0	41,320	IRSWP
IRS ZCS P BZDIOVRA R 12 12%	-700,000	0	0	IRSWP
IRS_ZCS P BZDIOVRA R 12 12%	700,000	1,712	15,076	IRSWP
IRS P BZDIOVRA R 10 58%	-4,600,000	0	0	IRSWP

**CASEY FAMILY PROGRAMS**  
**EIN # 91-0793881**  
**2011 FORM 990-PF**  
**PART II, LINE 10C CORPORATE BONDS**

Security Name	Shares/Par	Cost	Market Value	Description
IRS_P BZDIOVRA R 10 58%	4,600,000	13,045	-931	IRSWP
IRS_P BRL CDI DAILY R 10 87%	-900,000	0	0	IRSWP
IRS_P BRL CDI DAILY R 10 87%	900,000	4,474	2,305	IRSWP
IRS_P BRL-CDI DAILY R 10 605%	-400,000	0	0	IRSWP
IRS_P BRL-CDI DAILY R 10 605%	400,000	0	-767	IRSWP
IRS_ZCS P BZDIOVRA R 10 77%	-100,000	0	0	IRSWP
IRS_ZCS P BZDIOVRA R 10 77%	100,000	338	161	IRSWP
IRS_ZCS P BZDIOVRA R 11 86%	-900,000	-254	0	IRSWP
IRS_ZCS P BZDIOVRA R 11 86%	900,000	323	12,365	IRSWP
IRS_P BZDIOVRA R 11 935	-300,000	0	0	IRSWP
IRS_P BZDIOVRA R 11 935	300,000	882	4,473	IRSWP
IRS_P BZDIOVRA R 11 82%	-200,000	0	0	IRSWP
IRS_P BZDIOVRA R 11 82%	200,000	209	2,621	IRSWP
IRS_ZCS P BZDIOVRA R 10 53%	-1,100,000	0	0	IRSWP
IRS_ZCS P BZDIOVRA R 10 53%	1,100,000	684	-775	IRSWP
IRS_P US0003M R 10 00% 7/12/22	-2,100,000	-12,883	0	IRSWP
IRS_P US0003M R 10% 07/12/22	-100,000	-690	0	IRSWP
IRS_P US0003M R 2 25%	-700,000	-4,261	-196	IRSWP
IRS_P US0003M R 1 0% 11/21/13	-2,700,000	-15,404	-3,524	IRSWP
IRS_P US0003M R 2% 11/21/2013	2,700,000	6,548	884	IRSWP
CCP IRS USD-LIBOR-BBA-3M CME	-1,700,000	-32,737	-50,265	IRSWP
CCP_IRS USD-LIBOR-BBA-3M CME	1,700,000	0	0	IRSWP
CCP IRS USD-LIBOR-BBA-3M CME	-23,300,000	0	0	IRSWP
CCP_IRS USD-LIBOR-BBA-3M CME	23,300,000	229,505	381,205	IRSWP
AMERICAN HOME MORTGAGE AS 5 A1	748,738	428,504	273,880	CORPORATE BONDS-CMO
BEAR STEARNS ADJUSTABLE R 2 A1	743,108	726,011	689,114	CORPORATE BONDS-CMO
BEAR STEARNS ALT-A TRUS 4 23A2	399,115	301,457	310,755	CORPORATE BONDS-CMO
BEAR STEARNS ALT-A TRUS 7 22A1	368,662	362,573	232,253	CORPORATE BONDS-CMO
CITIGROUP MORTGAGE LOAN 3 2A2B	379,156	366,796	171,852	CORPORATE BONDS-CMO
RESIDENTIAL ASSET SECUR A13 1A1	316,672	207,915	194,883	CORPORATE BONDS-CMO
INDYMAC INDEX MORTGAGE AR12 A1	680,165	417,884	350,825	CORPORATE BONDS-CMO
JP MORGAN MORTGAGE TRUS A1 6T1	200,715	189,237	194,690	CORPORATE BONDS-CMO
LUMINENT MORTGAGE TRUST 7 2A1	726,931	437,830	399,960	CORPORATE BONDS-CMO
MELLON RESIDENTIAL FUN TBC3 A1	194,824	195,924	177,613	CORPORATE BONDS-CMO
STRUCTURED ADJUSTABLE R 20 3A1	603,279	591,782	441,569	CORPORATE BONDS-CMO
STRUCTURED ASSET MORTGA AR5 A3	428,309	420,164	351,302	CORPORATE BONDS-CMO
WAMU MORTGAGE PASS THROU AR6 A	12,261	12,310	8,923	CORPORATE BONDS-CMO
WAMU MORTGAGE PASS THR HY1 1A1	622,999	434,418	387,316	CORPORATE BONDS-CMO
WAMU MORTGAGE PASS THR HY5 2A1	708,739	508,334	489,071	CORPORATE BONDS-CMO
WAMU MORTGAGE PASS THR AR19 1A	747,244	427,470	366,968	CORPORATE BONDS-CMO
WAMU MORTGAGE PASS TH AR14 1A4	865,153	547,209	570,788	CORPORATE BONDS-CMO
WASHINGTON MUTUAL MSC M AR1 2A	2,044	2,088	1,741	CORPORATE BONDS-CMO
<b>TOTAL - PART II, LINE 10C</b>		<u>221,032,060</u>	<u>234,505,635</u>	



**CASEY FAMILY PROGRAMS**
**EIN # 91-0793881**
**2011 FORM 990-PF**
**PART II, LINE 13 OTHER INVESTMENTS**

Security Name	Shares/Par	Cost	Market Value	Description
US 10YR TREAS NTS FUTURE (CBT)	64	0	79,000	FUTURES CONTRACTS
90DAY EURODOLLAR FUTURE (CME)	42	0	220,500	FUTURES CONTRACTS
90DAY EURODOLLAR FUTURE (CME)	15	0	64,688	FUTURES CONTRACTS
90DAY EURODOLLAR FUTURE (CME)	29	0	128,325	FUTURES CONTRACTS
ABRY ADVANCED SECURITIES FD II	3,707,238	4,515,717	3,707,238	ALTERNATIVE INVESTMENTS
BLACKSTONE RESOURCES SELECT FD	31,845	40,000,000	32,977,924	ALTERNATIVE INVESTMENTS
BLUECREST CAPITAL INTL LTD	273,022	30,157,598	31,154,526	ALTERNATIVE INVESTMENTS
CLIVE FUND LIMITED	181,708	30,000,000	25,794,222	ALTERNATIVE INVESTMENTS
GOLDMAN SACHS CURRENCY FUND	200,000	20,000,000	20,596,000	ALTERNATIVE INVESTMENTS
LD COMMODITIES ALPHA FD LTD	10,000	10,000,000	9,634,065	ALTERNATIVE INVESTMENTS
LD COMMODITIES ALPHA FD LTD	10,000	10,000,000	9,626,579	ALTERNATIVE INVESTMENTS
LD COMMODITIES ALPHA FD LTD	10,000	10,000,000	9,695,730	ALTERNATIVE INVESTMENTS
ORTUS FUND	70,909	20,228,975	20,228,975	ALTERNATIVE INVESTMENTS
ACTIS AFRICA REAL ESTATE	1,072,000	1,096,454	1,072,000	REAL ESTATE
AIG EUROPEAN REAL ESTATE	3,010,810	11,992,621	3,908,483	REAL ESTATE
ALCION REAL ESTATE PARTNERS	2,064,110	2,048,190	2,064,110	REAL ESTATE
AMPERSAND 2011 LP	3,587,774	3,587,774	3,587,774	REAL ESTATE
H/2 CREDIT PARTNERS LP	15,000	15,000,000	16,241,290	REAL ESTATE
H/2 CREDIT PARTNERS LP SER 10	15,000	15,000,000	15,081,239	REAL ESTATE
INVESCO ASIA RE I	4,888,800	4,779,981	4,888,800	REAL ESTATE
INVESCO ASIA RE II	4,990,569	4,685,057	4,990,569	REAL ESTATE
INVESCO CORE RE	317	42,000,909	36,724,142	REAL ESTATE
INVESCO RE FUND II	10,844,092	11,444,181	10,844,092	REAL ESTATE
LEGACY PARTNERS REALTY FUND	4,260,456	5,984,291	4,260,456	REAL ESTATE
PRUDENTIAL PRISA	475	14,574,686	14,854,492	REAL ESTATE
PRUDENTIAL PRISA II	1,049	18,596,508	17,363,524	REAL ESTATE
PRUDENTIAL PRISA III	14,105	6,325,949	8,866,951	REAL ESTATE
ABRY PARTNERS VII L P	1,000,445	1,028,590	1,000,445	PRIVATE EQUITY
ASIAN INFRASTRUCTURE LP	56,550	0	56,550	PRIVATE EQUITY
AXIOM ASIA PRIVATE CAPITAL II	3,265,989	2,792,908	3,265,989	PRIVATE EQUITY
CARLYLE PARTNERS V LP	9,664,442	8,056,533	9,664,442	PRIVATE EQUITY
CHARLESBANK EQUITY FUND VII	4,848,986	4,466,873	4,848,986	PRIVATE EQUITY
CHARTERHOUSE IX	4,188,452	4,370,176	5,437,239	PRIVATE EQUITY
CI CAPITAL INVESTOR II LP	3,179,240	2,950,583	3,179,240	PRIVATE EQUITY
CVC EUROPEAN EQUITY PARTNERS V	6,434,782	7,279,196	8,353,312	PRIVATE EQUITY
GILBERT GLOBAL EQ PTNRS L P	2,481,823	5,818,708	2,481,823	PRIVATE EQUITY
GOLDMAN SACHS VINTAGE FD V	9,415,967	7,474,076	9,415,967	PRIVATE EQUITY
GOLDMAN SACHS - VINTAGE FUND	14,993,414	10,788,728	14,993,414	PRIVATE EQUITY
HELLMAN & FRIEDMAN VI L P	6,436,629	6,436,625	6,436,629	PRIVATE EQUITY
HELLMAN & FRIEDMAN VII LP	1,969,431	1,969,431	1,969,431	PRIVATE EQUITY
HORSLEY BRIDGE INT V	3,258,166	2,825,194	3,258,166	PRIVATE EQUITY
HORSLEY BRIDGE IX	10,064,267	7,535,662	10,064,267	PRIVATE EQUITY
JMI EQUITY FUND VI	11,489,918	10,003,461	11,489,918	PRIVATE EQUITY
JORDAN-RESOLUTE II	8,911,682	8,297,703	8,911,682	PRIVATE EQUITY
OAKTREE EURO FD III	810,000	1,087,607	1,051,502	PRIVATE EQUITY
OCM OPPORTUNITIES FUND VII	6,645,272	6,095,247	6,645,272	PRIVATE EQUITY
OCM OPPORTUNITIES FUND VII-B	7,389,107	6,472,371	7,389,107	PRIVATE EQUITY
ONSET ENTERPRISE ASSOCIATES II	104,575	104,590	104,575	PRIVATE EQUITY
SIGULER GUFF-BRIC OPPTYS FD II	7,220,701	7,215,451	7,220,701	PRIVATE EQUITY
SPLIT ROCK PARTNERS II LP	3,048,921	2,995,764	3,048,921	PRIVATE EQUITY
STEPSTONE PIONEER CAP II	8,232,857	7,481,348	8,232,857	PRIVATE EQUITY
TCV VII A	7,311,340	6,347,885	7,311,340	PRIVATE EQUITY
TRUSTBRIDGE PARTNERS IV LP	3,241,487	3,241,487	3,241,487	PRIVATE EQUITY
VIVO VENTURES FUND VII LP	500,691	500,691	500,691	PRIVATE EQUITY
WAYZATA OPPORTUNITIES FUND II	14,817,150	13,159,275	14,817,150	PRIVATE EQUITY
OTHER FUTURES AND CASH EQUIVALENT INVE	N/A	2,189,944	3,275,226	FUTURES / CASH EQUIVALENT
<b>TOTAL - PART II, LINE 13</b>		<b>481,004,998</b>	<b>476,322,021</b>	

**Additional Data**

**Software ID:**  
**Software Version:**  
**EIN:** 91-0793881  
**Name:** Casey Family Programs

**Additional Data**

**Software ID:**  
**Software Version:**  
**EIN:** 91-0793881  
**Name:** Casey Family Programs

**Form 990PF - Special Condition Description:**

<b>Special Condition Description</b>
--------------------------------------

Form 990PF Part IV - Capital Gains and Losses for Tax on Investment Income - Columns a - d

(a) List and describe the kind(s) of property sold (e g , real estate, 2-story brick warehouse, or common stock, 200 shs MLC Co )	(b) How acquired P—Purchase D—Donation	(c) Date acquired (mo , day, yr )	(d) Date sold (mo , day, yr )
PUBLICLY TRADED SECURITIES-ST	P		
PUBLICLY TRADED SECURITIES-LT	P		
ABRY ASF	P		
AXIOM ASIA II	P		
CARLYLE PARTNERS	P		
CHARLESBANK VII	P		
CVC EUROPEAN EQUITY	P		
HORSLEY BRIDGE IX	P		
HORSLEY BRIDGE INTL V	P		
OCM OPPORTUNITIES VII	P		
OCM OPPORTUNITIES VIIB	P		
SIGULER GUFF	P		
WAYZATA	P		
SECTION 1256 GAINS/LOSSES FROM K-1 ST	P		
ACTIC FUND 2	P		
AIG ASIA REAL ESTATE	P		
AIG EURO II	P		
AXIOM ASIA II	P		
CARLYLE PARTNERS	P		
CHARLESBANK VII	P		
CHARTERHOUSE IX	P		
CVC EUROPEAN EQUITY	P		
GS VINTAGE IV	P		
GS VINTAGE V	P		
HELLMAN & FRIEDMAN VI	P		
HORSLEY BRIDGE IX	P		
HORSLEY BRIDGE INTL V	P		
INVESCO ASIA RE I	P		
INVESCO ASIA REAL ESTATE II	P		
INVESCO CORE REAL ESTATE	P		

Form 990PF Part IV - Capital Gains and Losses for Tax on Investment Income - Columns a - d

<b>(a)</b> List and describe the kind(s) of property sold (e g , real estate, 2-story brick warehouse, or common stock, 200 shs MLC Co )	<b>(b)</b> How acquired P—Purchase D—Donation	<b>(c)</b> Date acquired (mo , day, yr )	<b>(d)</b> Date sold (mo , day, yr )
INVESCO CORE REAL ESTATE II	P		
JORDAN- RESOLUTE II	P		
OAKTREE EURO FUND III	P		
OAKTREE MEZZ	P		
OCM OPPORTUNITIES VII	P		
OCM OPPORTUNITIES VIIB	P		
ONSET II	P		
PRUDENTIAL PRISA I	P		
PRUDENTIAL PRISA II	P		
PRUDENTIAL PRISA III	P		
SIGULER GUFF	P		
SPLITROCK II	P		
STEPSTONE PIONEER (PARISH)	P		
TCV VII	P		
WAYZATA	P		
SECTION 1256 GAINS/LOSSES FROM K-1 LT	P		
STEPSTONE PIONEER (PARISH)	P		

Form 990PF Part IV - Capital Gains and Losses for Tax on Investment Income - Columns e - h

(e) Gross sales price	(f) Depreciation allowed (or allowable)	(g) Cost or other basis plus expense of sale	(h) Gain or (loss) (e) plus (f) minus (g)
1,125,820,018		1,120,048,598	5,771,420
235,017,451		185,500,412	49,517,039
930			930
9,887			9,887
184,265			184,265
		15,242	-15,242
9,448			9,448
5,778			5,778
69			69
89,054			89,054
133,291			133,291
		4,042	-4,042
201,064			201,064
		10,807	-10,807
		351,000	-351,000
		245,479	-245,479
		218,472	-218,472
65,475			65,475
807,711			807,711
263,994			263,994
4,836		26,578	-21,742
290,783			290,783
		314,715	-314,715
20,783		265,753	-244,970
128,142			128,142
233,132			233,132
8,100			8,100
		225,000	-225,000
1,258,538			1,258,538

Form 990PF Part IV - Capital Gains and Losses for Tax on Investment Income - Columns e - h

(e) Gross sales price	(f) Depreciation allowed (or allowable)	(g) Cost or other basis plus expense of sale	(h) Gain or (loss) (e) plus (f) minus (g)
		2	-2
		5,528	-5,528
		555,278	-555,278
141,363			141,363
458,663			458,663
2,258			2,258
11,261,777		11,372,847	-111,070
808,915		1,021,423	-212,508
15,791,457		25,498,627	-9,707,170
159,293			159,293
474,643			474,643
483,141			483,141
24,603			24,603
458,541			458,541
		16,210	-16,210
13,639		263	13,376

Form 990PF Part IV - Capital Gains and Losses for Tax on Investment Income - Columns i - l

Complete only for assets showing gain in column (h) and owned by the foundation on 12/31/69			(l) Gains (Col (h) gain minus col (k), but not less than -0-) or Losses (from col (h))
(i) F M V as of 12/31/69	(j) Adjusted basis as of 12/31/69	(k) Excess of col (i) over col (j), if any	
			5,771,420
			49,517,039
			930
			9,887
			184,265
			-15,242
			9,448
			5,778
			69
			89,054
			133,291
			-4,042
			201,064
			-10,807
			-351,000
			-245,479
			-218,472
			65,475
			807,711
			263,994
			-21,742
			290,783
			-314,715
			-244,970
			128,142
			233,132
			8,100
			-225,000
			1,258,538



Form 990PF Part IV - Capital Gains and Losses for Tax on Investment Income - Columns i - l

Complete only for assets showing gain in column (h) and owned by the foundation on 12/31/69			(l) Gains (Col (h) gain minus col (k), but not less than -0-) or Losses (from col (h))
(i) F M V as of 12/31/69	(j) Adjusted basis as of 12/31/69	(k) Excess of col (i) over col (j), if any	
			-2
			-5,528
			-555,278
			141,363
			458,663
			2,258
			-111,070
			-212,508
			-9,707,170
			159,293
			474,643
			483,141
			24,603
			458,541
			-16,210
			13,376

Form 990PF Part VII-A Line 8a

Enter the states to which the foundation reports or with which it is registered	AL, AK, AZ, CA, CO, DC, AK, FL, GA, HI, ID, IL, IN, KY, LA, ME, MD, MA, MI, MN, MO, NV, NJ, NY, NC, OH, OR, PA, SC, SD, TX, WA, WV, WY
---	--


Form 990PF Part VIII Line 1 - List all officers, directors, trustees, foundation managers and their compensation

(a) Name and address	(b) Title, and average hours per week devoted to position	(c) Compensation (If not paid, enter -0-)	(d) Contributions to employee benefit plans and deferred compensation	(e) Expense account, other allowances
Shelia Evans-Tranumn 2001 Eighth Ave Suite 2700 Seattle, WA 981212641	Chair 27 0	156,291		
Joan B Poliak 2001 Eighth Ave Suite 2700 Seattle, WA 981212641	Vice Chair 21 0	142,860		
Sharon McDaniel 2001 Eighth Ave Suite 2700 Seattle, WA 981212641	Treasurer 23 0	142,849		
America Y Bracho 2001 Eighth Ave Suite 2700 Seattle, WA 981212641	Corp Secretary 17 0	142,870		
Gary R Severson 2001 Eighth Ave Suite 2700 Seattle, WA 981212641	Trustee 16 0	150,070		
David Mills 2001 Eighth Ave Suite 2700 Seattle, WA 981212641	Trustee 28 0	142,887		
Robert A Watt 2001 Eighth Ave Suite 2700 Seattle, WA 981212641	Trustee 16 0	142,849		
William C Bell PhD 2001 Eighth Ave Suite 2700 Seattle, WA 981212641	President and CEO 40 0	695,921	45,750	

Form 990PF Part XV Line 3 – Grants and Contributions Paid During the Year or Approved for Future Payment

Recipient	If recipient is an individual, show any relationship to any foundation manager or substantial contributor	Foundation status of recipient	Purpose of grant or contribution	Amount
Name and address (home or business)				
<b>a</b> Paid during the year				
California Youth Connection604 Mission Street San Francisco,CA 94105	N/A	509(a)(2)	To support and pay expenses associated with the Jan 21, 2011 "Day at the Capital" conference and the Aug 31, 2011 Leadership and Policy conference	30,000
City Year Inc Seattle Branch2203 23rd Ave S Suite 101 Seattle, WA 98114	N/A	509(a)(1)	To support City Year's Ripples of Hope 8th Annual Gala in Seattle on April 27, 2011	10,000
Foundation for Early Learning615 - 2nd Ave Suite 525 SEATTLE,WA 98104	N/A	509(a)(1)	To support the Foundation for Early Learning and the 2011 Leadership Luncheon to support early education which will take place in Seattle on March 18,2011	5,000
Grantmakers for Children Youth & Families8757 Georgia Avenue Silver springs, MD 20910	N/A	509(a)(1)	To support 2011 Annual conference on What Counts and What Works People, Practice and Policy in San Francisco on Sept 11-14, 2011	10,000
King County Bar Foundation1200 fifth Ave suite 600 Seattle, WA 98101	N/A	509(a)(1)	To support pro bono programs and scholarships for minority law students	150
American Civil Liberties Union Washington Endowmen901 Fifth Ave Suite 630 Seattle, WA 98164	N/A	509(a)(3) TYPE 1	To help support ACLU's annual Bill of Rights Celebration Dinner in Seattle on Nov 4, 2011	5,000
Childrens United Nations Inc6380 Wilshire Blvd Suite 1006 Los Angeles,CA 90048	N/A	509(a)(1)	To support National "Keeping the promise to our children" conference in Washington DC on July 28, 2011	25,000
National Association of Social Workers (NASW) Foun750 first Street NE Suite 700 Washington,DC 20002	N/A	509(a)(3) TYPE 1	To help NASW to provide additional resources to enable the Foundation to provide education and subject matter expertise regarding child welfare services and programs	150,000
One Church One Child of Illinois431 S Dearborn Suite 1103 Chicago,IL 60605	N/A	509(a)(1)	To support "An Evening with Judge Joe Brown" event in Chicago on Oct 14, 2011	2,500
Project WE Foundation Inc2110 Artesia Blvd Suite B-411 Redondo Beach,CA 90278	N/A	509(a)(1)	To support Project WE's 2011 2nd Annual Blue ribbon Affair in Las Vegas on June 25,2011	10,000
Senior Services of Seattle King County2208 2nd Ave Suite 100 Seattle, WA 98121	N/A	509(a)(1)	To support Senior Services and their 2011 event	700
Sicangu Child & Family ServicesEast Highway 18/SGU Campus P O Box 1047 Mission,SD 57555	N/A	Indian Tribe	To help in establishing long term sustainability and improve programs with the ultimate goal of moving youth in RST's tribal child welfare system to legal permanence	50,000
Assoc of Black Foundation Executives55 Exchange Place New York,NY 10555	N/A	509(a)(1)	The purpose of this grant is to generate clusters of information around broad issues that currently influence and distress Black families and communities, and in doing so identify potential philanthropic action that will support transformation in Black communities	50,000
Assoc of Black Foundation Executives55 Exchange Place New York,NY 10555	N/A	509(a)(1)	To help support the 2011 Annual conference and James A Joseph Lecture & Awards Ceremony in Philadelphia on April 8-10, 2011	15,000
Black Administrators in Child Welfare900 second Street NE Suite 202 Washington,DC 20002	N/A	509(a)(1)	To support BACW's 2011 Black administrators in child welfare conference in Philadelphia on May 15-17, 2011	10,000
Center for Children & Youth Justice 615 2nd Ave Suite 275 Seattle, WA 98104	N/A	509(a)(1)	To support the Philanthropists Forum	10,000
Central Area Senior Center500 30th Avenue South Seattle, WA 98144	N/A	509(a)(1)	To be used for kinship family support, (food clothing Christmas gifts), to kinship caregivers in King County	7,500
Chapin Hall Center for Children1313 East 60th St Chicago,IL 60637	N/A	509(a)(1)	To help enroll Nebraska in Chapin Hall's Center for State Foster Care and Adoption Data and to facilitate Chapin Hall providing technical assistance to Nebraska with regards to the Data Center	30,000
Children's Alliance718 6th Avenue South Seattle, WA 98104	N/A	509(a)(1)	To support the children's Alliance 2011 Voices for Children Awards Luncheon in Seattle on June 7, 2011	2,500
City Year Inc Seattle Branch2203 23rd Ave S Suite 101 SEATTLE,WA 98115	N/A	509(a)(1)	To help support City Year's program to improve educational outcomes for youth in formal foster care and kinship care in 6 elementary and middle schools in Seattle	30,000
Congressional Black Caucus Foundation1720 Massachusetts Ave NW Washington,DC 20036	N/A	509(a)(1)	To Help Support the 2011 Faith Leadership Roundtable in Washington D C on Sept 21,2011	25,000
Every Child Matters Education Fund 1023 15th Street NW Suite 401 Washington,DC 20005	N/A	509(a)(1)	To support the 2011 Awards Reception in Washington D C on Nov 10, 2011	10,000
Foster Care Alumni of America901 N Washington St Alexandria,VA 22314	N/A	509(a)(1)	To help FCAA to extend its reach to more young people and alumni elevate their voices and connect them to opportunities and recourses and improve outcomes	135,000
Foster Promise600 N 36th St Ste 317 SEATTLE,WA 98103	N/A	509(a)(1)	To help support Foster Promise's permanency planning and hiring of a CEO	25,000
Grantmakers for Effective Organizations1725 DeSales Street NW Suite 404 Washington,DC 20036	N/A	509(a)(1)	To help support the GEO's 2012 National Conference "Smarter Grantmaking, Stronger Nonprofits, Better Results" in Seattle on March 12-14, 2012	10,000
Lakota Oyate Wakanyeya OwicakiyapiPO Box 259 Pine Ridge,SD 57770	N/A	Indian Tribe	For use in completing several work efforts including the Family Group Decision Making pilot, the Lakota Family Preservation Model of Practice, the Child Welfare Training Institute, sustainability planning, and culturally relevant and updated practice standards	50,000
Missouri Juvenile Justice AssociationPO Box 1332 Jefferson City,MO 65102	N/A	509(a)(2)	To support the Fall Educational Conference on Oct 26-28, 2011 and the Casey sponsored workshop "Improving Outcomes for Youth that Crossover between Juvenile Justice and Child Welfare "	2,475
Mockingbird Society2100 24th Avenue South Suite 240 SEATTLE,WA 98144	N/A	509(a)(1)	To help support the 10th annual Benefit Luncheon on a Decade of Advocacy/ A Lifetime of Change in Seattle on Oct 20,2011	2,500
National Association of Black Journalists1100 Knight Hall Suite 3100 Collage Park,MD 20742	N/A	509(a)(1)	To support the Annual Convention and Career Fair The Power of Now, Claiming your Destiny in Philadelphia on August 3-7, 2011	35,000
National Association of Hispanic Journalists1000 National Press Bldg 529 - 14t Washington,DC 20045	N/A	509(a)(2)	To support the 29th Annual Multimedia Convention and Career Expo in Orlando, FL on June 15-18, 2011	15,000

Form 990PF Part XV Line 3 - Grants and Contributions Paid During the Year or Approved for Future Payment

Recipient	If recipient is an individual, show any relationship to any foundation manager or substantial contributor	Foundation status of recipient	Purpose of grant or contribution	Amount
Name and address (home or business)				
<b>a</b> Paid during the year				
National Association of Social Workers (NASW) Foun750 first Street NE Suite 700 Washington, DC 20002	N/A	509(a)(3) Type 1	To help support the 2011 Social Workers Awareness Campaign which will take place in March 2011	40,000
New Mexico Children Youth and Families DeptPO Drawer 5160 Santa Fe, NM 87502	N/A	Govt Agency	To support development of the organizations website and electronic annual report	14,000
Philanthropy Northwest2101 Fourth Ave Suite 650 SEATTLE, WA 98121	N/A	509(a)(1)	To support the 2011 Annual conference in Missoula, MT on Sept 21-23, 2011	9,500
Seattle Center Foundation3518 Fremont Ave N 583 SEATTLE, WA 98103	N/A	509(a)(1)	To Help support the Guiding Lights Weekend in Seattle on March 25-26, 2011	2,500
Sigma Delta Chi Foundation3909 N Meridian St Indianapolis, IN 46208	N/A	509(a)(3) Type 1	To help support the "Support of 2011 Excellence in Journalism Convention" in New Orleans on Sept 25-28, 2011	4,000
Washington State Dept of Social & Health Services724 Quine Street SE Olympia, WA 98504	N/A	Govt Agency	To support and pay for expenses in connections with the Portal Project	150,000
The Fund for Philadelphia Inc Philadelphia City Hall Room 708 Philadelphia, PA 19107	N/A	509(a)(1)	To support the convening with select organizations to raise awareness of the plight of Black men and boys nationwide, with meetings scheduled on Oct 2011, Jan 2012, and June 2012	7,500
The Greater Tacoma Community Foundation950 Pacific Avenue Suite 1220 Tacoma, WA 98402	N/A	509(a)(1)	To support the Annual Archbishop Desmond Tutu, Friends of the Foundation dinner in Tacoma, WA on May 13,2011	10,000
Three Affiliated Tribes404 Frontage Rd New Town, ND 58763	N/A	Indian Tribe	For use in completing several work efforts including forensic interview training, direct title IV-E readiness efforts, and training on culturally relevant strategies for recruiting native foster parents	43,500
Town Hall Seattle1119 8th Ave SEATTLE, WA 98101	N/A	509(a)(1)	Donation of tickets for Talk of the Town Dinners	1,500
Treehouse2100 - 24th Ave South Suite 200 Seattle, WA 98144	N/A	509(a)(1)	To support and pay for expenses in connection with the June Leonard Memorial Golf tournament on April 5, 2011	5,000
Treehouse2100 - 24th Ave South Suite 200 SEATTLE, WA 98144	N/A	509(a)(1)	To help support and pay for expenses in connection with college and career planning, and educational advocacy programs for foster youth	70,000
University of WashingtonSchool of Social Work PO Box 35490 SEATTLE, WA 98105	N/A	Govt Agency	To support the Second Annual Scholarship Breakfast in Seattle on March 15, 2011	5,000
Yakima Interfaith Coalition106 South 6th St Yakima, WA 98901	N/A	509(a)(1)	To support the 3rd annual Kermes Fiesta	250
Year Up Inc93 Summer St 5th Fl Boston, MA 02110	N/A	509(a)(1)	To help Year Up to create a program that will test strategies and apply lessons learned for improving outcomes for students who have been or currently in foster care	500,000
YMCA909 Fourth Ave Seattle, WA 98104	N/A	509(a)(2)	To provide support for the YMCA's 2011 Black Achievers Banquet on May 4, 2011	2,500
Maryvale inc7600 East Graves Avenue Rosemead, CA 91770	N/A	509(a)(1)	Donation of copier	6,858
State of Washington Department of Social & Health724 Quine Street SE Olympia, WA 98504	N/A	Govt Agency	To support and pay for expenses in connections with the Portal Project	200,000
American Red CrossPO Box 4002018 Des Moines, IA 50340	N/A	509(a)(1)	JAPAN RELIEF AID	660
Habitat for Humanity International 121 Habitat Street Americus, GA 31709	N/A	509(a)(1)	JAPAN RELIEF AID	50
Save the Children54 Wilton Rd Westport, CT 06880	N/A	509(A)(1)	JAPAN RELIEF AID	25
UNICEF125 Maiden Lane New York, NY 10038	N/A	509(a)(1)	JAPAN RELIEF AID	10
World Vision IncPO Box 9716 Dept W Federal Way, WA 98063	N/A	509(a)(1)	JAPAN RELIEF AID	150
<b>Total . . . . .</b>  <b>3a</b>				1,836,328

Form 990PF Part XV Line 3 - Grants and Contributions Paid During the Year or Approved for Future Payment

Recipient	If recipient is an individual, show any relationship to any foundation manager or substantial contributor	Foundation status of recipient	Purpose of grant or contribution	Amount
Name and address (home or business)				
<b>b</b> <i>Approved for future payment</i>				
Youth Uprising8711 MacArthur Blvd Oakland, CA 94605	N/A	509(a)(1)	To help support hosting the welcome reception for the incoming Director of Alameda Social ervices Agency	1,500
<b>Total . . . . . ▶ 3b</b>				1,500

**TY 2011 Accounting Fees Schedule****Name:** Casey Family Programs**EIN:** 91-0793881

<b>Category</b>	<b>Amount</b>	<b>Net Investment Income</b>	<b>Adjusted Net Income</b>	<b>Disbursements for Charitable Purposes</b>
ERNST & YOUNG LLP	153,790	23,069	23,069	130,721
JACOBSON JARVIS & CO PLLC	16,708			16,708
JESSE THOMAS GRAYSTON, CPA	26,838	10,735	10,735	16,103
VOLDAL WARTELLE & CO P S	25,365			25,365

**Note: To capture the full content of this document, please select landscape mode (11" x 8.5") when printing.**

**TY 2011 Depreciation Schedule**

**Name:** Casey Family Programs

**EIN:** 91-0793881

Description of Property	Date Acquired	Cost or Other Basis	Prior Years' Depreciation	Computation Method	Rate / Life (# of years)	Current Year's Depreciation Expense	Net Investment Income	Adjusted Net Income	Cost of Goods Sold Not Included
LAND	2000-01-01	4,454,679		L					
BUILDING	2000-01-01	23,337,948	6,026,038	SL	27	739,569			
FURNITURE AND FIXT	2000-01-01	9,764,677	5,700,810	SL	7	1,032,168			
AUTOMOBILES	2000-01-01	520,601	441,121	SL	7	34,167			
LEASEHOLD IMPLOVEM	2000-01-01	11,365,319	227,762	SL	15	1,086,300			

**TY 2011 General Explanation Attachment****Name:** Casey Family Programs**EIN:** 91-0793881

Identifier	Return Reference	Explanation
EXPLANATION FOR LINE 9 INCOME MODIFICATIONS	PAGE 1 PART 1 LINE 9	Casey had a sale of assets of \$394, reimbursement of expenses of \$51,819 and returned grants of \$8,300 for a total of \$60,513



**TY 2011 Investments Corporate  
Bonds Schedule****Name:** Casey Family Programs**EIN:** 91-0793881

<b>Name of Bond</b>	<b>End of Year Book Value</b>	<b>End of Year Fair Market Value</b>
CORPORATE BONDS	221,032,060	234,505,635
SEE ATTACHMENTS FOR DETAIL		

**TY 2011 Investments Corporate  
Stock Schedule****Name:** Casey Family Programs**EIN:** 91-0793881

<b>Name of Stock</b>	<b>End of Year Book Value</b>	<b>End of Year Fair Market Value</b>
COMMON AND PREFERRED STOCK	1,016,504,797	1,039,736,589
SEE ATTACHMENTS FOR DETAIL		

## TY 2011 Investments Government Obligations Schedule

**Name:** Casey Family Programs

**EIN:** 91-0793881

**US Government Securities - End of**

**Year Book Value:**

99,231,608

**US Government Securities - End of**

**Year Fair Market Value:**

103,954,102

**State & Local Government  
Securities - End of Year Book  
Value:**

**State & Local Government  
Securities - End of Year Fair  
Market Value:**

## TY 2011 Investments - Other Schedule

**Name:** Casey Family Programs

**EIN:** 91-0793881

Category / Item	Listed at Cost or FMV	Book Value	End of Year Fair Market Value
OTHER INVESTMENTS	AT COST	481,004,998	476,322,021
SEE ATTACHMENTS FOR DETAIL			

**TY 2011 Land, Etc. Schedule****Name:** Casey Family Programs**EIN:** 91-0793881

Category / Item	Cost / Other Basis	Accumulated Depreciation	Book Value	End of Year Fair Market Value
LAND	4,454,679		4,454,679	
BUILDING	23,337,948	6,765,607	16,572,341	
FURNITURE AND FIXT	9,764,677	6,732,978	3,031,699	
AUTOMOBILES	520,601	475,288	45,313	
LEASEHOLD IMPLOVEM	11,365,319	1,314,062	10,051,257	

**TY 2011 Legal Fees Schedule****Name:** Casey Family Programs**EIN:** 91-0793881

<b>Category</b>	<b>Amount</b>	<b>Net Investment Income</b>	<b>Adjusted Net Income</b>	<b>Disbursements for Charitable Purposes</b>
CAPLIN & DRYSDALE	21,651			21,651
KIPLING LAW GROUP PLLC	21,150			21,150
LITTLER MENDELSON FASTIFF	36,565			36,565
STOEL RIVES LLP	358,509	173,950	173,950	184,559
VARIOUS ATTORNEYS AND COSTS	48,179			48,179
SETTLEMENT COSTS	32,500			32,500

**TY 2011 Other Assets Schedule****Name:** Casey Family Programs**EIN:** 91-0793881

Description	Beginning of Year - Book Value	End of Year - Book Value	End of Year - Fair Market Value
MISC RECEIVABLE	606,637	502,880	502,880
INTEREST AND DIVIDENDS RECEIVA	2,549,148	2,237,462	2,237,462
CONSTRUCTION IN PROGRESS	12,832	123,062	123,062
DEPOSITS	85,067	62,991	62,991
OTHER NON CURRENT ASSETS	336,144	250,005	250,005
457F DEFERRED COMP PLAN	270,227	449,758	449,758

## TY 2011 Other Expenses Schedule

**Name:** Casey Family Programs

**EIN:** 91-0793881

Description	Revenue and Expenses per Books	Net Investment Income	Adjusted Net Income	Disbursements for Charitable Purposes
YOUTH AND FAMILY SUPPORT SERVI	35,198,824			35,198,824
ADVERTISING AND PROMOTION	21,585			21,585
AUTOMOBILE EXPENSE	84,590			84,590
BANK FEES	35,858			35,858
BOT DEFERRED GAINS	36,754			36,754
COMMUNICATIONS	603,463			603,463
DATA PROCESSING	41,875			41,875
DUES AND MEMBERSHIPS	243,101			243,101
EQUIPMENT RENTAL/LEASE	470,327			470,327
LIABILITY INSURANCE	701,565			701,565
MISCELLANEOUS	2,329			2,329
MOVING EXPENSE	163,163			163,163
OFFICE SUPPLIES, POSTAGE	624,765			624,765
RECRUITMENT EXPENSES	66,103			66,103
REPAIRS & MAINTENANCE	734,940			734,940
SOFTWARE & FIXED ASSETS <\$1000	1,214,620			1,214,620
STAFF TRAINING AND DEVELOPMENT	440,282			440,282
TEMPORARY HELP	609,544			609,544
EXP ALLOCATION TO INV INCOME		954,605	954,605	-954,605
ACCRUAL TO CASH ADJUSTMENT				3,000,738
INV EXPENSES FROM K-1		7,994,075	7,994,075	
LESS 50% MEALS DISALLOWED				-189,532



**TY 2011 Other Income Schedule****Name:** Casey Family Programs**EIN:** 91-0793881

Description	Revenue And Expenses Per Books	Net Investment Income	Adjusted Net Income
MISC INCOME	13,140		12,746
REIMBURSED EXPENSES	51,819		
RETURNED GRANTS	8,300		
INCOME FROM PRIVATE EQUITY PARTNERSHIPS	2,954,411		
OTHER INCOME FROM K-1s		273,898	-475,844

**TY 2011 Other Liabilities Schedule****Name:** Casey Family Programs**EIN:** 91-0793881

Description	Beginning of Year - Book Value	End of Year - Book Value
BOT DEFERRED INCOME & INTEREST	1,096,091	1,132,845
DEFERRED RENT	472,549	2,573,783
DEFFERED LEASE INCENTIVE	7,711,538	6,920,611
INSURANCE CLAIM RESERVE	567,900	500,600
UNCLAIMED PROPERTY	2,566	2,676

TY 2011 Other Professional Fees Schedule

Name: Casey Family Programs  
 EIN: 91-0793881

Category	Amount	Net Investment Income	Adjusted Net Income	Disbursements for Charitable Purposes
ALTHEIA	86,584	86,584	86,584	
ALTRINSIC	86,834	86,834	86,834	
ARBOR CAPITAL	670,818	670,818	670,818	
ARROWSTREET	595,091	595,091	595,091	
BNY MELLON	813,208	813,208	813,208	
BAILLIE GIFFORD	758,323	758,323	758,323	
BGI	161,223	161,223	161,223	
DELAWARE	289,193	289,193	289,193	
DODGE & COX	171,653	171,653	171,653	
EIM MANAGEMENT INC	729,167	729,167	729,167	
ENNIS, KNUPP & ASSOC	360,451	360,451	360,451	
GLENROCK CAPITAL ADVISERS, LLC	350,000	350,000	350,000	
GOLDMAN SACHS	302,548	302,548	302,548	
INSTSHAREHOLDERS	38,500	38,500	38,500	
ORG PORTFOLIO MANAGEMENT, LLC	156,362	156,362	156,362	
OTHERS	604,056	40,428	40,428	563,628
PIMCO	448,180	448,180	448,180	
PORTFOLIO MANAGEMENT TECHNOLOG	44,000	44,000	44,000	
PZENA	53,508	53,508	53,508	
RISKMETRICS	38,500	38,500	38,500	
STEINBERG US	461,487	461,487	461,487	
ARTHUR J GALLAGHER & CO OF WA	95,000			95,000
AIM CONSULTING GROUP, LLC	208,952			208,952
AON CONSULTING, INC	71,667			71,667
APCO WORLDWIDE, INC	80,850			80,850
APPIPHONY, LLC	381,830			381,830
BULLETIN NEWS NETWORK, INC	81,956			81,956
DENALI ADVANCED INTEGRATION	51,439			51,439
FACE TO FACE INTEGRATED TECH	57,568			57,568
G A JONES & ASSOCIATES, INC	53,914			53,914
MURPHY & ASSOCIATES, INC	65,520			65,520
SAGE INFORMATION TECHNOLOGY	30,720			30,720
WALDRON & COMPANY	102,314			102,314
LESS 50% MEALS DISALLOWED				-21,577

**TY 2011 Taxes Schedule****Name:** Casey Family Programs**EIN:** 91-0793881

Category	Amount	Net Investment Income	Adjusted Net Income	Disbursements for Charitable Purposes
LICENSING	5,667			5,667
PROPERTY TAXES	12,810			12,810
EXCISE AND B & O TAXES	2,710			2,710
SALES AND USE TAXES	526			526
UNRELATED BUSINESS INCOME TAX	4,302	4,302	4,302	
FOREIGN TAXES FROM K-1'S		382,996	382,996	

**TY 2011 Earnings and Profits Other  
Adjustments Statement**

**Name:** Casey Family Programs  
**EIN:** 91-0793881

Description	Amount
UNREALIZED GAINS	-348,686

**TY 2011 Earnings and Profits Other  
Adjustments Statement**

**Name:** Casey Family Programs

**EIN:** 91-0793881

Description	Amount
INVESTMENT INCOME	3,486,963

**TY 2011 Earnings and Profits Other  
Adjustments Statement**

**Name:** Casey Family Programs  
**EIN:** 91-0793881

Description	Amount
UNREALIZED GAINS	897,221

**TY 2011 Earnings and Profits Other  
Adjustments Statement**

**Name:** Casey Family Programs

**EIN:** 91-0793881

Description	Amount
UNREALIZED GAINS	74,185



TY 2011 Itemized Other Current Liabilities Schedule

**Name:** Casey Family Programs

**EIN:** 91-0793881

Corporation Name	Corporation EIN	Description	Beginning Amount	Ending Amount

## TY 2011 Itemized Other Assets Schedule

**Name:** Casey Family Programs

**EIN:** 91-0793881

Corporation Name	Corporation EIN	Other Assets Description	Beginning Amount	Ending Amount
		OTHER ASSETS	101,984	47
		DUE FROM PARALLEL FUNDS	189,364	

**TY 2011 Itemized Other Current Assets  
Schedule**

**Name:** Casey Family Programs  
**EIN:** 91-0793881

Corporation Name	Corporation EIN	Other Current Assets Description	Beginning Amount	Ending Amount

TY 2011 Itemized Other Investments Schedule

**Name:** Casey Family Programs

**EIN:** 91-0793881

Corporation Name	Corporation EIN	Other Investments Description	Beginning Amount	Ending Amount
		REAL ESTATE INVESTMENT AT FAIR VALU	7,961,257	10,879,362

**TY 2011 Other Income Statement****Name:** Casey Family Programs**EIN:** 91-0793881

Description	Foreign Amount	Amount
UNREALIZED GAINS		-348,686

**TY 2011 Owns Foreign Partnership Statement****Name:** Casey Family Programs**EIN:** 91-0793881

Name	EIN or SSN	Other Forms Filed	Name of Tax Matters Partner	Foreign Partnership Tax Year	
				Beginning Date	Ending Date
INVESCO ASIAN RE PARTNERS II FEEDER	26-0628586			2011-01-01	2011-12-31

## TY 2011 Paid-In or Capital Surplus Reconciliation Statement

**Name:** Casey Family Programs

**EIN:** 91-0793881

Description	Beginning Amount	Ending Amount
NET ASSETS	8,454,735	11,861,664