



See a Social Security Number? Say Something!
Report Privacy Problems to <https://public.resource.org/privacy>
Or call the IRS Identity Theft Hotline at 1-800-908-4490



Form **990-PF**

**Return of Private Foundation
or Section 4947(a)(1) Nonexempt Charitable Trust
Treated as a Private Foundation**

OMB No 1545-0052

2011

Department of the Treasury
Internal Revenue Service

Note. The foundation may be able to use a copy of this return to satisfy state reporting requirements

For calendar year 2011 or tax year beginning 4/28/2011, and ending 12/31/2011

Name of foundation JOHN H SCHIMMEL CHARITABLE TRUST		A Employer identification number 90-6168507
Number and street (or P O box number if mail is not delivered to street address) Room/suite P O Box 1501, NJ2-130-03-31		B Telephone number (see instructions) 609-274-6834
City or town, state, and ZIP code PENNINGTON NJ 08534-1501		C If exemption application is pending, check here <input checked="" type="checkbox"/>
G Check all that apply <input checked="" type="checkbox"/> Initial return <input type="checkbox"/> Initial return of a former public charity <input type="checkbox"/> Final return <input type="checkbox"/> Amended return <input type="checkbox"/> Address change <input type="checkbox"/> Name change		D 1 Foreign organizations, check here <input type="checkbox"/> 2 Foreign organizations meeting the 85% test, check here and attach computation <input type="checkbox"/>
H Check type of organization <input checked="" type="checkbox"/> Section 501(c)(3) exempt private foundation <input type="checkbox"/> Section 4947(a)(1) nonexempt charitable trust <input type="checkbox"/> Other taxable private foundation		E If private foundation status was terminated under section 507(b)(1)(A), check here <input type="checkbox"/>
I Fair market value of all assets at end of year (from Part II, col (c), line 16) ▶ \$ <u>4,390,170</u>		F If the foundation is in a 60-month termination under section 507(b)(1)(B), check here <input type="checkbox"/>
J Accounting method <input checked="" type="checkbox"/> Cash <input type="checkbox"/> Accrual Other (specify) _____		

Part I Analysis of Revenue and Expenses (The total of amounts in columns (b), (c), and (d) may not necessarily equal the amounts in column (a) (see instructions))		(a) Revenue and expenses per books	(b) Net investment income	(c) Adjusted net income	(d) Disbursements for charitable purposes (cash basis only)
Revenue	1 Contributions, gifts, grants, etc., received (attach schedule)	4,156,110			
	2 Check <input type="checkbox"/> if the foundation is not required to attach Sch B				
	3 Interest on savings and temporary cash investments	0	0		
	4 Dividends and interest from securities	133,244	31,070		
	5 a Gross rents		0		
	b Net rental income or (loss)	0			
	6 a Net gain or (loss) from sale of assets not on line 10	1,741			
	b Gross sales price for all assets on line 6a	416,615			
	7 Capital gain net income (from Part IV, line 2)		1,741		
	8 Net short-term capital gain			0	
	9 Income modifications				
	10 a Gross sales less returns and allowances	0			
b Less Cost of goods sold	0				
c Gross profit or (loss) (attach schedule)	0				
11 Other income (attach schedule)	0	0	0		
12 Total Add lines 1 through 11	4,291,095	32,811	0		
Operating and Administrative Expenses	13 Compensation of officers, directors, trustees, etc	18,805	2,680		7,522
	14 Other employee salaries and wages				
	15 Pension plans, employee benefits				
	16 a Legal fees (attach schedule)	0	0	0	0
	b Accounting fees (attach schedule)	0	0	0	0
	c Other professional fees (attach schedule)	0	0	0	0
	17 Interest				
	18 Taxes (attach schedule) (see instructions)	20	20	0	0
	19 Depreciation (attach schedule) and depletion	0	0	0	0
	20 Occupancy				
	21 Travel, conferences, and meetings				
	22 Printing and publications				
	23 Other expenses (attach schedule)	0	0	0	0
	24 Total operating and administrative expenses. Add lines 13 through 23	18,825	2,700	0	7,522
25 Contributions, gifts, grants paid	0			0	
26 Total expenses and disbursements Add lines 24 and 25	18,825	2,700	0	7,522	
27 Subtract line 26 from line 12					
a Excess of revenue over expenses and disbursements	4,272,270				
b Net investment income (if negative, enter -0-)		30,111			
c Adjusted net income (if negative, enter -0-)			0		



ESTIMATED DATE NOV 09 2012

SCANNED NOV 27 2012

Part II Balance Sheets		Attached schedules and amounts in the description column should be for end-of-year amounts only (See instructions)			
		Beginning of year (a) Book Value	End of year (b) Book Value (c) Fair Market Value		
Assets	1	Cash—non-interest-bearing		1	1
	2	Savings and temporary cash investments		232,366	232,366
	3	Accounts receivable	0		
		Less allowance for doubtful accounts	0	0	0
	4	Pledges receivable	0		
		Less allowance for doubtful accounts	0	0	0
	5	Grants receivable			
	6	Receivables due from officers, directors, trustees, and other disqualified persons (attach schedule) (see instructions)	0	0	0
	7	Other notes and loans receivable (attach schedule)	0		
		Less allowance for doubtful accounts	0	0	0
	8	Inventories for sale or use		0	
	9	Prepaid expenses and deferred charges		0	
	10 a	Investments—U S and state government obligations (attach schedule)	0	2,732,721	3,010,434
	b	Investments—corporate stock (attach schedule)	0	279,124	299,047
	c	Investments—corporate bonds (attach schedule)	0	62,991	70,181
	11	Investments—land, buildings, and equipment basis	0		
	Less accumulated depreciation (attach schedule)	0	0	0	
12	Investments—mortgage loans				
13	Investments—other (attach schedule)	0	818,634	778,141	
14	Land, buildings, and equipment basis	0			
	Less accumulated depreciation (attach schedule)	0	0	0	
15	Other assets (describe)	0	0	0	
16	Total assets (to be completed by all filers—see the instructions Also, see page 1, item I)	0	4,125,837	4,390,170	
Liabilities	17	Accounts payable and accrued expenses		0	
	18	Grants payable			
	19	Deferred revenue		0	
	20	Loans from officers, directors, trustees, and other disqualified persons	0	0	
	21	Mortgages and other notes payable (attach schedule)	0	0	
	22	Other liabilities (describe)	0	0	
	23	Total liabilities (add lines 17 through 22)	0	0	
Net Assets or Fund Balances	Foundations that follow SFAS 117, check here and complete lines 24 through 26 and lines 30 and 31. <input type="checkbox"/>				
	24	Unrestricted			
	25	Temporarily restricted			
	26	Permanently restricted			
	Foundations that do not follow SFAS 117, check here and complete lines 27 through 31. <input checked="" type="checkbox"/>				
	27	Capital stock, trust principal, or current funds		4,125,837	
	28	Paid-in or capital surplus, or land, bldg, and equipment fund			
29	Retained earnings, accumulated income, endowment, or other funds				
30	Total net assets or fund balances (see instructions)	0	4,125,837		
31	Total liabilities and net assets/fund balances (see instructions)	0	4,125,837		

Part III Analysis of Changes in Net Assets or Fund Balances

1	Total net assets or fund balances at beginning of year—Part II, column (a), line 30 (must agree with end-of-year figure reported on prior year's return)	1	0
2	Enter amount from Part I, line 27a	2	4,272,270
3	Other increases not included in line 2 (itemize)	3	0
4	Add lines 1, 2, and 3	4	4,272,270
5	Decreases not included in line 2 (itemize) <u>See Attached Statement</u>	5	146,433
6	Total net assets or fund balances at end of year (line 4 minus line 5)—Part II, column (b), line 30	6	4,125,837

Part IV Capital Gains and Losses for Tax on Investment Income

(a) List and describe the kind(s) of property sold (e.g., real estate, 2-story brick warehouse, or common stock, 200 shs MLC Co)		(b) How acquired P—Purchase D—Donation	(c) Date acquired (mo., day, yr.)	(d) Date sold (mo., day, yr.)
1a SEE ATTACHED				
1b SEE ATTACHED				
1c SEE ATTACHED				
1d				
1e				
(e) Gross sales price	(f) Depreciation allowed (or allowable)	(g) Cost or other basis plus expense of sale	(h) Gain or (loss) (e) plus (f) minus (g)	
a 325,464	0	323,344	2,120	
b 88,867	0	91,047	-2,180	
c 482	0	483	-1	
d 0	0	0	0	
e 0	0	0	0	
Complete only for assets showing gain in column (h) and owned by the foundation on 12/31/69			(i) Gains (Col. (h) gain minus col. (k), but not less than -0-) or Losses (from col. (h))	
(j) FMV as of 12/31/69	(k) Adjusted basis as of 12/31/69	(l) Excess of col. (i) over col. (j), if any		
a 0	0	0	2,120	
b 0	0	0	-2,180	
c 0	0	0	-1	
d 0	0	0	0	
e 0	0	0	0	
2 Capital gain net income or (net capital loss)		{ If gain, also enter in Part I, line 7 If (loss), enter -0- in Part I, line 7 }	2	1,741
3 Net short-term capital gain or (loss) as defined in sections 1222(5) and (6) If gain, also enter in Part I, line 8, column (c) (see instructions) If (loss), enter -0- in Part I, line 8			3	0

Part V Qualification Under Section 4940(e) for Reduced Tax on Net Investment Income

(For optional use by domestic private foundations subject to the section 4940(a) tax on net investment income)

If section 4940(d)(2) applies, leave this part blank

Was the foundation liable for the section 4942 tax on the distributable amount of any year in the base period? Yes No

If "Yes," the foundation does not qualify under section 4940(e). Do not complete this part

1 Enter the appropriate amount in each column for each year, see the instructions before making any entries

(a) Base period years Calendar year (or tax year beginning in)	(b) Adjusted qualifying distributions	(c) Net value of noncharitable-use assets	(d) Distribution ratio (col. (b) divided by col. (c))
2010			0.000000
2009			0.000000
2008			0.000000
2007			0.000000
2006			0.000000
2 Total of line 1, column (d)			0.000000
3 Average distribution ratio for the 5-year base period—divide the total on line 2 by 5, or by the number of years the foundation has been in existence if less than 5 years			0.000000
4 Enter the net value of noncharitable-use assets for 2011 from Part X, line 5			0
5 Multiply line 4 by line 3			0
6 Enter 1% of net investment income (1% of Part I, line 27b)			0
7 Add lines 5 and 6			0
8 Enter qualifying distributions from Part XII, line 4 If line 8 is equal to or greater than line 7, check the box in Part VI, line 1b, and complete that part using a 1% tax rate. See the Part VI instructions			0

Part VI Excise Tax Based on Investment Income (Section 4940(a), 4940(b), 4940(e), or 4948—see instructions)

1 a Exempt operating foundations described in section 4940(d)(2), check here <input type="checkbox"/> and enter "N/A" on line 1 Date of ruling or determination letter (attach copy of letter if necessary—see instructions)	}	1	602
b Domestic foundations that meet the section 4940(e) requirements in Part V, check here <input type="checkbox"/> and enter 1% of Part I, line 27b		2	0
c All other domestic foundations enter 2% of line 27b Exempt foreign organizations enter 4% of Part I, line 12, col (b)		3	602
2 Tax under section 511 (domestic section 4947(a)(1) trusts and taxable foundations only Others enter -0-)		4	
3 Add lines 1 and 2		5	602
4 Subtitle A (income) tax (domestic section 4947(a)(1) trusts and taxable foundations only Others enter -0-)			
5 Tax based on investment income. Subtract line 4 from line 3 If zero or less, enter -0-			
6 Credits/Payments			
a 2011 estimated tax payments and 2010 overpayment credited to 2011	6a	0	
b Exempt foreign organizations—tax withheld at source	6b		
c Tax paid with application for extension of time to file (Form 8868)	6c	435	
d Backup withholding erroneously withheld	6d		
7 Total credits and payments Add lines 6a through 6d	7	435	
8 Enter any penalty for underpayment of estimated tax Check here <input type="checkbox"/> if Form 2220 is attached	8	0	
9 Tax due. If the total of lines 5 and 8 is more than line 7, enter amount owed	9	167	
10 Overpayment. If line 7 is more than the total of lines 5 and 8, enter the amount overpaid	10	0	
11 Enter the amount of line 10 to be Credited to 2012 estimated tax Refunded	11	0	

Part VII-A Statements Regarding Activities

	Yes	No
1 a During the tax year, did the foundation attempt to influence any national, state, or local legislation or did it participate or intervene in any political campaign?		X
b Did it spend more than \$100 during the year (either directly or indirectly) for political purposes (see page 19 of the instructions for definition)? <i>If the answer is "Yes" to 1a or 1b, attach a detailed description of the activities and copies of any materials published or distributed by the foundation in connection with the activities</i>		X
c Did the foundation file Form 1120-POL for this year?		X
d Enter the amount (if any) of tax on political expenditures (section 4955) imposed during the year (1) On the foundation ► \$ _____ (2) On foundation managers ► \$ _____		
e Enter the reimbursement (if any) paid by the foundation during the year for political expenditure tax imposed on foundation managers ► \$ _____		
2 Has the foundation engaged in any activities that have not previously been reported to the IRS? <i>If "Yes," attach a detailed description of the activities</i>		X
3 Has the foundation made any changes, not previously reported to the IRS, in its governing instrument, articles of incorporation, or bylaws, or other similar instruments? <i>If "Yes," attach a conformed copy of the changes</i>		X
4 a Did the foundation have unrelated business gross income of \$1,000 or more during the year?		X
b If "Yes," has it filed a tax return on Form 990-T for this year?	N/A	
5 Was there a liquidation, termination, dissolution, or substantial contraction during the year? <i>If "Yes," attach the statement required by General Instruction T</i>		X
6 Are the requirements of section 508(e) (relating to sections 4941 through 4945) satisfied either • By language in the governing instrument, or • By state legislation that effectively amends the governing instrument so that no mandatory directions that conflict with the state law remain in the governing instrument?	X	
7 Did the foundation have at least \$5,000 in assets at any time during the year? <i>If "Yes," complete Part II, col (c), and Part XV</i>	X	
8 a Enter the states to which the foundation reports or with which it is registered (see instructions) ► PA		
b If the answer is "Yes" to line 7, has the foundation furnished a copy of Form 990-PF to the Attorney General (or designate) of each state as required by General Instruction G? <i>If "No," attach explanation</i>	X	
9 Is the foundation claiming status as a private operating foundation within the meaning of section 4942(j)(3) or 4942(j)(5) for calendar year 2011 or the taxable year beginning in 2011 (see instructions for Part XIV)? <i>If "Yes," complete Part XIV</i>		X
10 Did any persons become substantial contributors during the tax year? <i>If "Yes," attach a schedule listing their names and addresses</i>		X

Tax \$ 167.00
Interest \$ 3.00
Total Due \$ 170.00

Part VII-A Statements Regarding Activities (continued)

11	At any time during the year, did the foundation, directly or indirectly, own a controlled entity within the meaning of section 512(b)(13)? If "Yes," attach schedule (see instructions)			X
12	Did the foundation make a distribution to a donor advised fund over which the foundation or a disqualified person had advisory privileges? If "Yes," attach statement (see instructions)			X
13	Did the foundation comply with the public inspection requirements for its annual returns and exemption application? Website address ▶ N/A	X		
14	The books are in care of ▶ MLTC, A DIVISION OF BANK OF AMERICA, N A Telephone no ▶ 609-274-6834 Located at ▶ 1300 MERRILL LYNCH DRIVE PENNINGTON NJ ZIP+4 ▶ 08534-1501			
15	Section 4947(a)(1) nonexempt charitable trusts filing Form 990-PF in lieu of Form 1041—Check here and enter the amount of tax-exempt interest received or accrued during the year ▶ 15 N/A			
16	At any time during calendar year 2011, did the foundation have an interest in or a signature or other authority over a bank, securities, or other financial account in a foreign country? See the instructions for exceptions and filing requirements for Form TD F 90-22 1 If "Yes," enter the name of the foreign country ▶		Yes	No X

Part VII-B Statements Regarding Activities for Which Form 4720 May Be Required

File Form 4720 if any item is checked in the "Yes" column, unless an exception applies.

		Yes	No
1a	During the year did the foundation (either directly or indirectly)		
(1)	Engage in the sale or exchange, or leasing of property with a disqualified person? <input type="checkbox"/> Yes <input checked="" type="checkbox"/> No		
(2)	Borrow money from, lend money to, or otherwise extend credit to (or accept it from) a disqualified person? <input type="checkbox"/> Yes <input checked="" type="checkbox"/> No		
(3)	Furnish goods, services, or facilities to (or accept them from) a disqualified person? <input type="checkbox"/> Yes <input checked="" type="checkbox"/> No		
(4)	Pay compensation to, or pay or reimburse the expenses of, a disqualified person? <input type="checkbox"/> Yes <input checked="" type="checkbox"/> No		
(5)	Transfer any income or assets to a disqualified person (or make any of either available for the benefit or use of a disqualified person)? <input type="checkbox"/> Yes <input checked="" type="checkbox"/> No		
(6)	Agree to pay money or property to a government official? (Exception. Check "No" if the foundation agreed to make a grant to or to employ the official for a period after termination of government service, if terminating within 90 days) <input type="checkbox"/> Yes <input checked="" type="checkbox"/> No		
b	If any answer is "Yes" to 1a(1)–(6), did any of the acts fail to qualify under the exceptions described in Regulations section 53.4941(d)-3 or in a current notice regarding disaster assistance (see instructions)? Organizations relying on a current notice regarding disaster assistance check here ▶ <input type="checkbox"/>	1b	N/A
c	Did the foundation engage in a prior year in any of the acts described in 1a, other than excepted acts, that were not corrected before the first day of the tax year beginning in 2011?	1c	X
2	Taxes on failure to distribute income (section 4942) (does not apply for years the foundation was a private operating foundation defined in section 4942(j)(3) or 4942(j)(5))		
a	At the end of tax year 2011, did the foundation have any undistributed income (lines 6d and 6e, Part XIII) for tax year(s) beginning before 2011? <input type="checkbox"/> Yes <input checked="" type="checkbox"/> No If "Yes," list the years ▶ 20____, 20____, 20____, 20____		
b	Are there any years listed in 2a for which the foundation is not applying the provisions of section 4942(a)(2) (relating to incorrect valuation of assets) to the year's undistributed income? (If applying section 4942(a)(2) to all years listed, answer "No" and attach statement—see instructions)	2b	N/A
c	If the provisions of section 4942(a)(2) are being applied to any of the years listed in 2a, list the years here ▶ 20____, 20____, 20____, 20____		
3a	Did the foundation hold more than a 2% direct or indirect interest in any business enterprise at any time during the year? <input type="checkbox"/> Yes <input checked="" type="checkbox"/> No		
b	If "Yes," did it have excess business holdings in 2011 as a result of (1) any purchase by the foundation or disqualified persons after May 26, 1969, (2) the lapse of the 5-year period (or longer period approved by the Commissioner under section 4943(c)(7)) to dispose of holdings acquired by gift or bequest, or (3) the lapse of the 10-, 15-, or 20-year first phase holding period? (Use Schedule C, Form 4720, to determine if the foundation had excess business holdings in 2011)	3b	N/A
4a	Did the foundation invest during the year any amount in a manner that would jeopardize its charitable purposes?	4a	X
b	Did the foundation make any investment in a prior year (but after December 31, 1969) that could jeopardize its charitable purpose that had not been removed from jeopardy before the first day of the tax year beginning in 2011?	4b	X

Part VII-B Statements Regarding Activities for Which Form 4720 May Be Required (continued)

5a During the year did the foundation pay or incur any amount to

(1) Carry on propaganda, or otherwise attempt to influence legislation (section 4945(e))? Yes No

(2) Influence the outcome of any specific public election (see section 4955), or to carry on, directly or indirectly, any voter registration drive? Yes No

(3) Provide a grant to an individual for travel, study, or other similar purposes? Yes No

(4) Provide a grant to an organization other than a charitable, etc., organization described in section 509(a)(1), (2), or (3), or section 4940(d)(2)? (see instructions) Yes No

(5) Provide for any purpose other than religious, charitable, scientific, literary, or educational purposes, or for the prevention of cruelty to children or animals? Yes No

b If any answer is "Yes" to 5a(1)–(5), did any of the transactions fail to qualify under the exceptions described in Regulations section 53.4945 or in a current notice regarding disaster assistance (see instructions)? Yes No
 Organizations relying on a current notice regarding disaster assistance check here ▶

c If the answer is "Yes" to question 5a(4), does the foundation claim exemption from the tax because it maintained expenditure responsibility for the grant? Yes No
 If "Yes," attach the statement required by Regulations section 53.4945–5(d) N/A

6a Did the foundation, during the year, receive any funds, directly or indirectly, to pay premiums on a personal benefit contract? Yes No

b Did the foundation, during the year, pay premiums, directly or indirectly, on a personal benefit contract? Yes No
 If "Yes" to 6b, file Form 8870

7a At any time during the tax year, was the foundation a party to a prohibited tax shelter transaction? Yes No

b If "Yes," did the foundation receive any proceeds or have any net income attributable to the transaction? Yes No

	5b	N/A
	6b	X
	7b	X

Part VIII Information About Officers, Directors, Trustees, Foundation Managers, Highly Paid Employees, and Contractors

1 List all officers, directors, trustees, foundation managers and their compensation (see instructions).

(a) Name and address	(b) Title, and average hours per week devoted to position	(c) Compensation (If not paid, enter -0-)	(d) Contributions to employee benefit plans and deferred compensation	(e) Expense account other allowances
MERRILL LYNCH TRUST CO 1300 MERRILL LYNCH DRIVE PENNINGTON	TRUSTEE 2 00	18,805	0	0
.....	00	0	0	0
.....	00	0	0	0
.....	00	0	0	0

2 Compensation of five highest-paid employees (other than those included on line 1—see instructions). If none, enter "NONE."

(a) Name and address of each employee paid more than \$50,000	(b) Title, and average hours per week devoted to position	(c) Compensation	(d) Contributions to employee benefit plans and deferred compensation	(e) Expense account other allowances
NONE				
.....				
.....				
.....				
.....				

Total number of other employees paid over \$50,000 ▶ 0

Part VIII Information About Officers, Directors, Trustees, Foundation Managers, Highly Paid Employees, and Contractors (continued)

3 Five highest-paid independent contractors for professional services (see instructions). If none, enter "NONE."

(a) Name and address of each person paid more than \$50,000	(b) Type of service	(c) Compensation
NONE		0
.....		0
.....		0
.....		0
.....		0
.....		0
Total number of others receiving over \$50,000 for professional services		0

Part IX-A Summary of Direct Charitable Activities

List the foundation's four largest direct charitable activities during the tax year. Include relevant statistical information such as the number of organizations and other beneficiaries served, conferences convened, research papers produced, etc

	Expenses
1 NONE	
.....	
2	
.....	
3	
.....	
4	
.....	

Part IX-B Summary of Program-Related Investments (see instructions)

Describe the two largest program-related investments made by the foundation during the tax year on lines 1 and 2

	Amount
1 NONE	
.....	
2	
.....	
All other program-related investments. See instructions	
3 NONE	
.....	
Total. Add lines 1 through 3	0

Part X Minimum Investment Return (All domestic foundations must complete this part Foreign foundations, see instructions)

1	Fair market value of assets not used (or held for use) directly in carrying out charitable, etc , purposes		
a	Average monthly fair market value of securities	1a	3,994,913
b	Average of monthly cash balances	1b	259,885
c	Fair market value of all other assets (see instructions)	1c	
d	Total (add lines 1a, b, and c)	1d	4,254,798
e	Reduction claimed for blockage or other factors reported on lines 1a and 1c (attach detailed explanation)	1e	
2	Acquisition indebtedness applicable to line 1 assets	2	
3	Subtract line 2 from line 1d	3	4,254,798
4	Cash deemed held for charitable activities Enter 1 1/2 % of line 3 (for greater amount, see instructions)	4	63,822
5	Net value of noncharitable-use assets. Subtract line 4 from line 3 Enter here and on Part V, line 4	5	4,190,976
6	Minimum investment return. Enter 5% of line 5	6	142,378

Part XI Distributable Amount (see instructions) (Section 4942(j)(3) and (j)(5) private operating foundations and certain foreign organizations check here and do not complete this part)

1	Minimum investment return from Part X, line 6	1	142,378
2a	Tax on investment income for 2011 from Part VI, line 5	2a	602
b	Income tax for 2011 (This does not include the tax from Part VI)	2b	0
c	Add lines 2a and 2b	2c	602
3	Distributable amount before adjustments Subtract line 2c from line 1	3	141,776
4	Recoveries of amounts treated as qualifying distributions	4	
5	Add lines 3 and 4	5	141,776
6	Deduction from distributable amount (see instructions)	6	
7	Distributable amount as adjusted Subtract line 6 from line 5 Enter here and on Part XIII, line 1	7	141,776

Part XII Qualifying Distributions (see instructions)

1	Amounts paid (including administrative expenses) to accomplish charitable, etc , purposes		
a	Expenses, contributions, gifts, etc —total from Part I, column (d), line 26	1a	7,522
b	Program-related investments—total from Part IX-B	1b	0
2	Amounts paid to acquire assets used (or held for use) directly in carrying out charitable, etc , purposes	2	
3	Amounts set aside for specific charitable projects that satisfy the		
a	Suitability test (prior IRS approval required)	3a	
b	Cash distribution test (attach the required schedule)	3b	0
4	Qualifying distributions. Add lines 1a through 3b Enter here and on Part V, line 8, and Part XIII, line 4	4	7,522
5	Foundations that qualify under section 4940(e) for the reduced rate of tax on net investment income Enter 1% of Part I, line 27b (see instructions)	5	0
6	Adjusted qualifying distributions. Subtract line 5 from line 4	6	7,522

Note. The amount on line 6 will be used in Part V, column (b), in subsequent years when calculating whether the foundation qualifies for the section 4940(e) reduction of tax in those years

Part XIII Undistributed Income (see instructions)

	(a) Corpus	(b) Years prior to 2010	(c) 2010	(d) 2011
1 Distributable amount for 2011 from Part XI, line 7				141,776
2 Undistributed income, if any, as of the end of 2011				
a Enter amount for 2010 only			0	
b Total for prior years 20____, 20____, 20____		0		
3 Excess distributions carryover, if any, to 2011				
a From 2006	0			
b From 2007	0			
c From 2008	0			
d From 2009	0			
e From 2010	0			
f Total of lines 3a through e	0			
4 Qualifying distributions for 2011 from Part XII, line 4 ▶ \$ <u>7,522</u>				
a Applied to 2010, but not more than line 2a			0	
b Applied to undistributed income of prior years (Election required—see instructions)		0		
c Treated as distributions out of corpus (Election required—see instructions)	0			
d Applied to 2011 distributable amount				7,522
e Remaining amount distributed out of corpus	0			
5 Excess distributions carryover applied to 2011 (If an amount appears in column (d), the same amount must be shown in column (a))	0			0
6 Enter the net total of each column as indicated below:				
a Corpus Add lines 3f, 4c, and 4e Subtract line 5	0			
b Prior years' undistributed income Subtract line 4b from line 2b		0		
c Enter the amount of prior years' undistributed income for which a notice of deficiency has been issued, or on which the section 4942(a) tax has been previously assessed				
d Subtract line 6c from line 6b Taxable amount—see instructions		0		
e Undistributed income for 2010 Subtract line 4a from line 2a Taxable amount—see instructions			0	
f Undistributed income for 2011 Subtract lines 4d and 5 from line 1 This amount must be distributed in 2012				134,254
7 Amounts treated as distributions out of corpus to satisfy requirements imposed by section 170(b)(1)(F) or 4942(g)(3) (see instructions)				
8 Excess distributions carryover from 2006 not applied on line 5 or line 7 (see instructions)	0			
9 Excess distributions carryover to 2012. Subtract lines 7 and 8 from line 6a	0			
10 Analysis of line 9				
a Excess from 2007	0			
b Excess from 2008	0			
c Excess from 2009	0			
d Excess from 2010	0			
e Excess from 2011	0			

Part XIV Private Operating Foundations (see instructions and Part VII-A, question 9)

N/A

- 1 a** If the foundation has received a ruling or determination letter that it is a private operating foundation, and the ruling is effective for 2011, enter the date of the ruling ▶
- b** Check box to indicate whether the foundation is a private operating foundation described in section 4942(j)(3) or 4942(j)(5)

	Tax year				(e) Total
	(a) 2011	(b) 2010	(c) 2009	(d) 2008	
2 a Enter the lesser of the adjusted net income from Part I or the minimum investment return from Part X for each year listed	0				0
b 85% of line 2a	0	0	0	0	0
c Qualifying distributions from Part XII, line 4 for each year listed	0				0
d Amounts included in line 2c not used directly for active conduct of exempt activities					0
e Qualifying distributions made directly for active conduct of exempt activities Subtract line 2d from line 2c	0	0	0	0	0
3 Complete 3a, b, or c for the alternative test relied upon					
a "Assets" alternative test—enter					
(1) Value of all assets					0
(2) Value of assets qualifying under section 4942(j)(3)(B)(i)					0
b "Endowment" alternative test—enter 2/3 of minimum investment return shown in Part X, line 6 for each year listed	0				0
c "Support" alternative test—enter					
(1) Total support other than gross investment income (interest, dividends, rents, payments on securities loans (section 512(a)(5)), or royalties)					0
(2) Support from general public and 5 or more exempt organizations as provided in section 4942(j)(3)(B)(iii)					0
(3) Largest amount of support from an exempt organization					0
(4) Gross investment income					0

Part XV Supplementary Information (Complete this part only if the foundation had \$5,000 or more in assets at any time during the year—see instructions.)

- 1 Information Regarding Foundation Managers:**
- a** List any managers of the foundation who have contributed more than 2% of the total contributions received by the foundation before the close of any tax year (but only if they have contributed more than \$5,000) (See section 507(d)(2))

NONE

- b** List any managers of the foundation who own 10% or more of the stock of a corporation (or an equally large portion of the ownership of a partnership or other entity) of which the foundation has a 10% or greater interest

NONE

- 2 Information Regarding Contribution, Grant, Gift, Loan, Scholarship, etc., Programs:**
- Check here if the foundation only makes contributions to preselected charitable organizations and does not accept unsolicited requests for funds. If the foundation makes gifts, grants, etc. (see instructions) to individuals or organizations under other conditions, complete items 2a, b, c, and d

- a** The name, address, and telephone number of the person to whom applications should be addressed

- b** The form in which applications should be submitted and information and materials they should include

- c** Any submission deadlines

- d** Any restrictions or limitations on awards, such as by geographical areas, charitable fields, kinds of institutions, or other factors

Part XV Supplementary Information (continued)

3 Grants and Contributions Paid During the Year or Approved for Future Payment

Recipient Name and address (home or business)	If recipient is an individual, show any relationship to any foundation manager or substantial contributor	Foundation status of recipient	Purpose of grant or contribution	Amount
a <i>Paid during the year</i> NONE				
Total				▶ 3a 0
b <i>Approved for future payment</i> NONE				
Total				▶ 3b 0

Schedule B
 (Form 990, 990-EZ,
 or 990-PF)
 Department of the Treasury
 Internal Revenue Service

Schedule of Contributors

OMB No 1545-0047

2011

▶ Attach to Form 990, Form 990-EZ, or Form 990-PF

Name of the organization JOHN H SCHIMMEL CHARITABLE TRUST	Employer identification number 90-6168507
--	--

Organization type (check one)

Filers of:

Section:

Form 990 or 990-EZ

501(c)() (enter number) organization

4947(a)(1) nonexempt charitable trust **not** treated as a private foundation

527 political organization

Form 990-PF

501(c)(3) exempt private foundation

4947(a)(1) nonexempt charitable trust treated as a private foundation

501(c)(3) taxable private foundation

Check if your organization is covered by the **General Rule** or a **Special Rule**.

Note. Only a section 501(c)(7), (8), or (10) organization can check boxes for both the General Rule and a Special Rule. See instructions

General Rule

For an organization filing Form 990, 990-EZ, or 990-PF that received, during the year, \$5,000 or more (in money or property) from any one contributor. Complete Parts I and II

Special Rules

For a section 501(c)(3) organization filing Form 990 or 990-EZ that met the 33 1/3% support test of the regulations under sections 509(a)(1) and 170(b)(1)(A)(vi) and received from any one contributor, during the year, a contribution of the greater of (1) \$5,000 or (2) 2% of the amount on (i) Form 990, Part VIII, line 1h, or (ii) Form 990-EZ, line 1. Complete Parts I and II

For a section 501(c)(7), (8), or (10) organization filing Form 990 or 990-EZ that received from any one contributor, during the year, total contributions of more than \$1,000 for use *exclusively* for religious, charitable, scientific, literary, or educational purposes, or the prevention of cruelty to children or animals. Complete Parts I, II, and III

For a section 501(c)(7), (8), or (10) organization filing Form 990 or 990-EZ that received from any one contributor, during the year, contributions for use *exclusively* for religious, charitable, etc., purposes, but these contributions did not total to more than \$1,000. If this box is checked, enter here the total contributions that were received during the year for an *exclusively* religious, charitable, etc., purpose. Do not complete any of the parts unless the **General Rule** applies to this organization because it received nonexclusively religious, charitable, etc., contributions of \$5,000 or more during the year. ▶ \$

Caution. An organization that is not covered by the General Rule and/or the Special Rules does not file Schedule B (Form 990, 990-EZ, or 990-PF), but it **must** answer "No" on Part IV, line 2, of its Form 990, or check the box on line H of its Form 990-EZ or on Part I, line 2, of its Form 990-PF, to certify that it does not meet the filing requirements of Schedule B (Form 990, 990-EZ, or 990-PF)

Name of organization JOHN H SCHIMMEL CHARITABLE TRUST	Employer identification number 90-6168507
---	---

Part I **Contributors** (see instructions) Use duplicate copies of Part I if additional space is needed

(a) No.	(b) Name, address, and ZIP + 4	(c) Total contributions	(d) Type of contribution
1	JOHN H SHIMMEL 915 FREIDENSBURGH RD READING PA 19606-9671 Foreign State or Province _____ Foreign Country _____	\$ 4,156,110	Person <input checked="" type="checkbox"/> Payroll <input type="checkbox"/> Noncash <input checked="" type="checkbox"/> (Complete Part II if there is a noncash contribution)
2	_____ _____ _____ Foreign State or Province _____ Foreign Country _____	\$ 0	Person <input type="checkbox"/> Payroll <input type="checkbox"/> Noncash <input type="checkbox"/> (Complete Part II if there is a noncash contribution)
3	_____ _____ _____ Foreign State or Province _____ Foreign Country _____	\$ 0	Person <input type="checkbox"/> Payroll <input type="checkbox"/> Noncash <input type="checkbox"/> (Complete Part II if there is a noncash contribution)
4	_____ _____ _____ Foreign State or Province _____ Foreign Country _____	\$ 0	Person <input type="checkbox"/> Payroll <input type="checkbox"/> Noncash <input type="checkbox"/> (Complete Part II if there is a noncash contribution)
5	_____ _____ _____ Foreign State or Province _____ Foreign Country _____	\$ 0	Person <input type="checkbox"/> Payroll <input type="checkbox"/> Noncash <input type="checkbox"/> (Complete Part II if there is a noncash contribution)
6	_____ _____ _____ Foreign State or Province _____ Foreign Country _____	\$ 0	Person <input type="checkbox"/> Payroll <input type="checkbox"/> Noncash <input type="checkbox"/> (Complete Part II if there is a noncash contribution)

Name of organization JOHN H SCHIMMEL CHARITABLE TRUST	Employer identification number 90-6168507
---	---

Part II **Noncash Property** (see instructions) Use duplicate copies of Part II if additional space is needed

(a) No. from Part I	(b) Description of noncash property given	(c) FMV (or estimate) (see instructions)	(d) Date received
	SECURITES-SEE ATTACHED ----- ----- -----	\$ 3,851,528 4/28/2011
	----- ----- -----	\$ 0	-----
	----- ----- -----	\$ 0	-----
	----- ----- -----	\$ 0	-----
	----- ----- -----	\$ 0	-----
	----- ----- -----	\$ 0	-----
	----- ----- -----	\$ 0	-----

Transactions	Quantity	Security Description	Cusip	Date Acquired	C Date	Liquidated	Sales Price	Cost Basis	Gain or (Loss)
SHORT TERM CAPITAL GAINS/LOSSES	0	405 INVESCO VAN KAMPEN HIGH	1419688	1/21/2011	5/24/2011	\$	3.65	\$	4.63
SHORT TERM CAPITAL GAINS/LOSSES	2	ALLIANCEBERNSTEIN HIGH	01859M309	1/3/2011	5/2/2011	\$	18.63	\$	18.32
SHORT TERM CAPITAL GAINS/LOSSES	1	ALLIANCEBERNSTEIN HIGH	01859M309	12/16/2010	5/2/2011	\$	9.30	\$	9.18
SHORT TERM CAPITAL GAINS/LOSSES	6	ALLIANCEBERNSTEIN HIGH	01859M309	12/21/2010	5/2/2011	\$	55.86	\$	54.60
SHORT TERM CAPITAL GAINS/LOSSES	3	ALLIANCEBERNSTEIN HIGH	01859M309	12/16/2010	5/2/2011	\$	27.92	\$	27.27
SHORT TERM CAPITAL GAINS/LOSSES	0	332 ALLIANCEBERNSTEIN HIGH	01859M309	1/21/2011	5/24/2011	\$	3.09	\$	3.04
SHORT TERM CAPITAL GAINS/LOSSES	3	BLACKROCK BUILD AMER BD	09248X100	1/24/2011	5/2/2011	\$	52.87	\$	53.31
SHORT TERM CAPITAL GAINS/LOSSES	2	BLACKROCK BUILD AMER BD	09248X100	1/4/2011	5/2/2011	\$	35.24	\$	34.79
SHORT TERM CAPITAL GAINS/LOSSES	1	BLACKROCK BUILD AMER BD	09248X100	1/4/2011	5/2/2011	\$	17.62	\$	17.79
SHORT TERM CAPITAL GAINS/LOSSES	1	FIRST TRUST HIGH INCOME	33738E109	1/26/2011	6/13/2011	\$	18.67	\$	19.05
SHORT TERM CAPITAL GAINS/LOSSES	1	FIRST TRUST HIGH INCOME	33738E109	12/17/2010	6/13/2011	\$	18.66	\$	18.45
SHORT TERM CAPITAL GAINS/LOSSES	18	ING GLOBAL BOND FUND	44930Q476	12/17/2010	11/17/2011	\$	208.94	\$	207.53
SHORT TERM CAPITAL GAINS/LOSSES	0	644 ING GLOBAL BOND FUND	44930Q476	12/17/2010	11/17/2011	\$	7.48	\$	7.50
SHORT TERM CAPITAL GAINS/LOSSES	0	543 OPPENHEIMER ROCHESTER	683940886	1/21/2011	5/24/2011	\$	3.63	\$	6.94
SHORT TERM TOTAL							481.56		482.40
LONG TERM CAPITAL GAINS/LOSSES	15000	BLAIR CNTY PA HOSP AUTH	092840GQ4	12/15/2010	6/7/2011	\$	14,638.40	\$	15,000.00
LONG TERM CAPITAL GAINS/LOSSES	5000	PENNSYLVANIA CONVNTN CTR	7089881AU5	12/15/2010	6/9/2011	\$	5,802.35	\$	5,802.35
LONG TERM CAPITAL GAINS/LOSSES	5000	UNIVERSITY AREA JT AUTH PA	914054BS9	12/15/2010	6/10/2011	\$	5,225.90	\$	5,526.60
LONG TERM CAPITAL GAINS/LOSSES	20000	DELAWARE PA AT HLTH CRE MERI	245902AD3	12/15/2010	6/10/2011	\$	19,880.65	\$	21,049.00
LONG TERM CAPITAL GAINS/LOSSES	25000	WAYNE CO PA HSP-HFA CO	946016ER9	12/15/2010	6/7/2011	\$	22,650.90	\$	22,158.75
LONG TERM CAPITAL GAINS/LOSSES	5000	PITTSBURGH PA WTR-SWR	725304AL3	12/15/2010	6/9/2011	\$	5,775.90	\$	5,742.05
LONG TERM CAPITAL GAINS/LOSSES	5000	PENNSYLVANIA ST	709141ZR9	12/15/2010	9/7/2011	\$	4,943.85	\$	5,106.65
LONG TERM CAPITAL GAINS/LOSSES	5000	PITTSBURGH PA WTR-SWR	725304AS8	12/15/2010	6/7/2011	\$	5,299.65	\$	5,651.25
LONG TERM CAPITAL GAINS/LOSSES	5000	ALLEGHENY CNTY PA RESID	017350T74	12/15/2010	6/7/2011	\$	4,875.90	\$	5,010.70
LONG TERM CAPITAL GAINS/LOSSES	1	INVESCO VAN KAMPEN HIGH	001419688	12/15/2010	5/2/2011	\$	8.84	\$	8.91
LONG TERM CAPITAL GAINS/LOSSES	874	INVESCO VAN KAMPEN HIGH	001419688	12/15/2010	5/2/2011	\$	7,733.51	\$	7,787.34
LONG TERM CAPITAL GAINS/LOSSES	440	INVESCO VAN KAMPEN HIGH	001419688	12/15/2010	5/2/2011	\$	3,893.28	\$	3,920.40
LONG TERM CAPITAL GAINS/LOSSES	856	INVESCO VAN KAMPEN HIGH	001419688	12/15/2010	5/2/2011	\$	7,574.21	\$	7,626.96
LONG TERM CAPITAL GAINS/LOSSES	689	INVESCO VAN KAMPEN HIGH	001419688	12/15/2010	5/2/2011	\$	6,096.54	\$	6,138.99
LONG TERM CAPITAL GAINS/LOSSES	343	INVESCO VAN KAMPEN HIGH	001419688	12/15/2010	5/2/2011	\$	3,034.99	\$	3,056.13
LONG TERM CAPITAL GAINS/LOSSES	1	INVESCO VAN KAMPEN HIGH	001419688	12/15/2010	5/2/2011	\$	8.84	\$	8.91
LONG TERM CAPITAL GAINS/LOSSES	87	INVESCO VAN KAMPEN HIGH	001419688	12/15/2010	5/2/2011	\$	769.80	\$	775.17
LONG TERM CAPITAL GAINS/LOSSES	30000	ADAMS CNTY PA FGIC-NATL	006115FC8	12/15/2010	11/15/2011	\$	30,000.00	\$	30,090.60
LONG TERM CAPITAL GAINS/LOSSES	5000	ALLIED IRSH BKS SPND ADR	0015228808	12/15/2010	5/18/2011	\$	5,000.00	\$	5,012.35
LONG TERM CAPITAL GAINS/LOSSES	66	COMMONWEALTH REIT	203233101	12/15/2010	5/2/2011	\$	301.02	\$	540.93
LONG TERM CAPITAL GAINS/LOSSES	250	DIAMOND HILL FINCL TRNDS	25264C101	12/15/2010	5/2/2011	\$	1,803.09	\$	1,683.66
LONG TERM CAPITAL GAINS/LOSSES	24	FRONTIER COMMUNICATIONS	35906A108	12/15/2010	5/2/2011	\$	2,497.45	\$	2,361.25
LONG TERM CAPITAL GAINS/LOSSES	48	FRONTIER COMMUNICATIONS	35906A108	12/15/2010	5/2/2011	\$	196.80	\$	225.60
LONG TERM CAPITAL GAINS/LOSSES	10000	GEISINGER AUTH PA HEALTH	368497DNO	12/15/2010	5/2/2011	\$	393.60	\$	451.20
LONG TERM CAPITAL GAINS/LOSSES	2032	ING GLOBAL BOND FUND	44980Q476	12/15/2010	6/16/2011	\$	10,001.00	\$	10,001.30
LONG TERM CAPITAL GAINS/LOSSES	25	METLIFE INC COM	59156R108	12/15/2010	11/17/2011	\$	23,586.21	\$	23,592.51
LONG TERM CAPITAL GAINS/LOSSES	5000	NORWIN PA SCH DIST	669543FC9	12/15/2010	6/13/2011	\$	1,028.23	\$	1,099.00
LONG TERM CAPITAL GAINS/LOSSES	391	OPPENHEIMER ROCHESTER	683940886	12/15/2010	9/28/2011	\$	5,000.00	\$	5,002.60
LONG TERM CAPITAL GAINS/LOSSES	35000	PENNSYLVANIA ST HEFA REV	70917NLV4	12/15/2010	7/15/2011	\$	2,555.70	\$	2,576.35
LONG TERM CAPITAL GAINS/LOSSES	10000	PENNSYLVANIA ST TPK CMN	709223NM9	12/15/2010	12/1/2011	\$	35,350.00	\$	36,284.50
LONG TERM CAPITAL GAINS/LOSSES	10000	PHILA PA AT FOR INDL DEV	71781ECZ6	12/15/2010	12/14/2011	\$	10,100.00	\$	10,200.30
LONG TERM TOTAL							481.56		482.40

LONG TERM CAPITAL GAINS/LOSSES -	25000 PHILADELPHIA PA ARPT REV	717817HP8	12/15/2010	12/14/2011	\$ 25,250.00	\$ 22,240.25	\$ 3,009.75
LONG TERM CAPITAL GAINS/LOSSES -	15000 PHILADELPHIA PA GAS WKS	717823VB1	12/15/2010	10/14/2011	\$ 15,000.00	\$ 15,003.90	\$ (3.90)
LONG TERM CAPITAL GAINS/LOSSES -	70 RAYTHEON CO DELAWARE NEW	755111507	12/15/2010	11/17/2011	\$ 3,063.84	\$ 3,164.70	\$ (100.86)
LONG TERM CAPITAL GAINS/LOSSES -	50000 RED LION PA AREA SCH DT	756717GG3	12/15/2010	10/17/2011	\$ 50,000.00	\$ 51,819.50	\$ (1,819.50)
LONG TERM CAPITAL GAINS/LOSSES -	50 TOTAL S A SP ADR	89151E109	12/15/2010	6/13/2011	\$ 2,716.95	\$ 2,653.00	\$ 63.95
LONG TERM CAPITAL GAINS/LOSSES -	1000 CFHLMC 3626 AA CMO 2010	9962AC914	12/15/2010	11/15/2011	\$ 1,000.00	\$ 988.83	\$ 11.17
LONG TERM CAPITAL GAINS/LOSSES -	1000 CFHLMC 3626 AA CMO 2010	9962AC914	12/15/2010	12/15/2011	\$ 1,000.00	\$ 988.83	\$ 11.17
LONG TERM CAPITAL GAINS/LOSSES -	2 ALLIANCEBERNSTEIN HIGH	01859M309	12/15/2010	5/2/2011	\$ 18.61	\$ 18.18	\$ 0.43
LONG TERM CAPITAL GAINS/LOSSES -	1113 ALLIANCEBERNSTEIN HIGH	01859M309	12/15/2010	5/2/2011	\$ 10,359.48	\$ 10,118.17	\$ 241.31
LONG TERM CAPITAL GAINS/LOSSES -	6 ALLIANCEBERNSTEIN HIGH	01859M309	12/15/2010	5/2/2011	\$ 55.85	\$ 54.54	\$ 1.31
LONG TERM CAPITAL GAINS/LOSSES -	6 ALLIANCEBERNSTEIN HIGH	01859M309	12/15/2010	5/2/2011	\$ 55.84	\$ 54.54	\$ 1.30
LONG TERM CAPITAL GAINS/LOSSES -	1 ALLIANCEBERNSTEIN HIGH	01859M309	12/15/2010	5/2/2011	\$ 9.30	\$ 9.09	\$ 0.21
LONG TERM CAPITAL GAINS/LOSSES -	3 BLACKROCK BUILD AMER BD	09248X100	12/15/2010	5/2/2011	\$ 52.86	\$ 51.33	\$ 1.53
LONG TERM CAPITAL GAINS/LOSSES -	489 BLACKROCK BUILD AMER BD	09248X100	12/15/2010	5/2/2011	\$ 8,263.62	\$ 8,024.59	\$ 239.03
LONG TERM CAPITAL GAINS/LOSSES -	31 BLACKROCK BUILD AMER BD	09248X100	12/15/2010	5/2/2011	\$ 545.90	\$ 530.41	\$ 15.49
LONG TERM CAPITAL GAINS/LOSSES -	3 BLACKROCK BUILD AMER BD	09248X100	12/15/2010	5/2/2011	\$ 52.85	\$ 51.33	\$ 1.52
LONG TERM CAPITAL GAINS/LOSSES -	175 FIRST TRUST HIGH INCOME	33738E109	12/15/2010	6/13/2011	\$ 3,265.59	\$ 3,190.68	\$ 74.91
LONG TERM CAPITAL GAINS/LOSSES -	115 INTEL CORP	458140100	12/15/2010	5/2/2011	\$ 2,648.83	\$ 2,459.85	\$ 188.98
LONG TERM CAPITAL GAINS/LOSSES -	0 972 TEMPLETON GLOBAL BOND FD	880208301	12/15/2010	7/25/2011	\$ 13.49	\$ 13.07	\$ 0.42
LONG TERM CAPITAL GAINS/LOSSES -	1805 TEMPLETON GLOBAL BOND FD	880208301	12/15/2010	7/25/2011	\$ 25,050.95	\$ 24,277.25	\$ 773.70
OTHER TRANSACTIONS	10000 PITTSBURGH PA URBAN	1111111AB	12/15/2010	10/3/2011	\$ 10,000.00	\$ 9,999.30	\$ 0.70
LONG TERM TOTAL					\$ 414,391.96	\$ 414,391.96	\$ (60.00)

Line 18 (990-PF) - Taxes

	Description	Revenue and Expenses per Books	Net Investment Income	Adjusted Net Income	Disbursements for Charitable Purposes
1	PY FED EXCISE TAX				
2	ESTIMATED EXCISE TAX PAID				
3	FOREIGN TAX WITHHELD	20	20		
4					
5					
6					
7					
8					
9					
10					

Part III (990-PF) - Changes in Net Assets or Fund Balances

Line 5 - Decreases not included in Part III, Line 2

1	EXCESS FMV OVER COST OF ASSETS CONTRIBUTED	1	144,061
2	COST BASIS ADJUSTMENT	2	2,372
3	Total	3	146,433

Part VIII, Line 1 (990-PF) - Compensation of Officers, Directors, Trustees and Foundation Managers

	Name	Check "X" if Business	Street	City	State	Zip Code	Foreign Country	Title	Average Hours	Compensation
1	MERRILL LYNCH TRUST CO		1300 MERRILL LYNCH DRIVE	PENNINGTON	NJ	08534-1501		TRUSTEE	2 00	18,805
2										
3										
4										
5										
6										
7										
8										
9										
10										

18,805

Part

	0	0	
	Benefits	Expense Account	Explanation
1			
2			
3			
4			
5			
6			
7			
8			
9			
10			

Estate Valuation
Fair Market Value Appraisal of Assets

As-of Date 04/28/2011
Valuation Date 04/28/2011
Processing Date 08/01/2013

Estate of John H. Schimmel (CMA)
Report Type Appraisal Date
Number of Securities: 190
File ID: Schimmel (CMA)

Shares or Par	Security Description	Close	Indicated Income	Security Value
1)	5000 GENERAL MTRS ACCEP CPSMARTNBE (37042GTA4) Financial Times Interactive Data DTD 11/06/2001 Mat 11/15/2016 7 5% 04/28/2011	99 92070	375 00	4,996 04
2)	5000 CITICORP MORTGAGE SECS 2003-8 (172973RE1) Financial Times Interactive Data Mat 08/25/2033 5 500% Fact: 1 04/28/2011	96.47310	275 00	4,823.66
3)	20000 FHLMC REMIC SERIES 2988 (313950VS7) Financial Times Interactive Data Mat 06/15/2035 5 000% Fact 1 04/28/2011	98.96864	1,000 00	19,793 73
4)	15000 FHLMC REMIC SERIES 3626 (31398W4P8) Financial Times Interactive Data Mat 09/15/2039 5 000% Fact: 0 69890494 04/28/2011	100 29004	750 00	10,513 98
5)	24000 FHLMC REMIC SERIES 3653 (31398VW25) Financial Times Interactive Data Mat. 01/15/2040 5 000% Fact. 1 04/28/2011	99.49768	1,200 00	23,879 44
6)	5000 ALLEGHENY CNTY PA HOSP DEV AUT (01728AMJ2) Financial Times Interactive Data DTD 08/01/1996 Mat: 08/15/2026 5 625% 04/28/2011	100 25200	281 25	5,012 60
7)	5000 PITTSBURGH PA WTR & SWR AUTH W (725304AS8) Financial Times Interactive Data DTD 07/01/1986 Mat: 09/01/2014 7 25% 04/28/2011	111 25000	362.50	5,562 50
8)	5000 UNIVERSITY AREA JT AUTH PA SWR (914054BS9) Financial Times Interactive Data DTD 11/01/1993 Mat 11/01/2014 5 25% 04/28/2011	110 16900	262 50	5,508 45
9)	5000 PENNSYLVANIA CONVENTION CTR AU (708681AU5) Financial Times Interactive Data DTD 12/15/1989 Mat 09/01/2016 6 7% 04/28/2011	114 85200	335 00	5,742 60
10)	5000 PITTSBURGH PA WTR & SWR AUTH W (725304AL3) Financial Times Interactive Data DTD 07/01/1986 Mat 09/01/2016 6% 04/28/2011	116 57300	300 00	5,828 65
11)	15000 BLAIR CNTY PA HOSP AUTH REV (092840GQ4) Financial Times Interactive Data DTD 08/01/1998 Mat 07/01/2018 5% 04/28/2011	100 00200	750 00	15,000 30
12)	15000 MIDDLETOWN BORO PA AUTH SWR & (596850EY9) Financial Times Interactive Data DTD 10/15/2004 Mat. 01/01/2021 4 2% 04/28/2011	97 35900	630 00	14,603 85
13)	60000 LEHIGH CNTY PA GEN PURP HOSP R (52480GAP9) Financial Times Interactive Data DTD 06/04/2008 Mat. 07/01/2021 4% 04/28/2011	98 27400	2,400 00	58,964 40
14)	60000 WAYNE CNTY PA HOSP & HEALTH FA (946016ER9) Financial Times Interactive Data DTD. 07/01/2003 Mat: 07/01/2021 4 25% 04/28/2011	88 28800	2,550 00	52,972 80

As-of Date 04/28/2011
 Valuation Date 04/28/2011
 Processing Date 05/01/2012

Estate of John H Schimmel (CMA)
 Report Type Appraisal Date
 Number of Securities: 190
 Schimmel (CMA)
 File ID

Shares or Par	Security Description	Close	Indicated Income	Security Value
✓ 151	50000 RED LION PA AREA SCH DIST (756717GG3) Financial Times Interactive Data DTD 12/15/2001 Mat. 04/15/2022 4 75% 04/28/2011	102 03600	2,375 00	51,018 00
✓ 16	5000 ALLEGHENY CNTY PA RESIDENTIAL (017350T74) Financial Times Interactive Data DTD 09/01/2001 Mat 05/01/2022 5 375% 04/28/2011	100 21900	268 75	5,010 95
✓ 171	20000 BLAIR CNTY PA HOSP AUTH REV (092840GR2) Financial Times Interactive Data DTD 08/01/1998 Mat 07/01/2022 5% 04/28/2011	95 94600	1,500 00	28,783 10
✓ 18	5000 PENNSYLVANIA ST (1071412R9) Financial Times Interactive Data DTD 01/01/2003 Mat 01/01/2023 4 75% 04/28/2011	102 40200	237 30	5,120 10
✓ 191	10000 READING PA SCH DIST (755738R7) Financial Times Interactive Data DTD 07/01/2003 Mat 01/15/2023 4 3% 04/28/2011	100 37000	2 150 00	50,185 00
✓ 20	40000 STATE HIG SCH BLDG AUTH PA SCH (057322NW7) Financial Times Interactive Data DTD 06/15/2003 Mat 05/01/2023 4 15% 04/28/2011	100 09500	1,660 00	40,038 00
✓ 21	50000 PITTSBURGH PA SCH DIST (7252768K8) Financial Times Interactive Data DTD: 11/30/2006 Mat 09/01/2023 4 25% 04/28/2011	100 61100	2,125 00	50,305 50
✓ 21	20000 DELAWARE CNTY PA AUTH HEALTH C (2459C2AD3) Financial Times Interactive Data DTD 12/15/1993 Mat 11/15/2023 5 375% 04/28/2011	107 70100	1,075 00	21,540 20
✓ 23	10000 PENNSYLVANIA ST TPK COMMN TPK (709223NM9) Financial Times Interactive Data DTD 03/01/2001 Mat 12/01/2023 5% 04/28/2011	103.73900	500 00	10,373 90
✓ 24	80000 PENNSYLVANIA ST (709111H32) Financial Times Interactive Data DTD 02/16/2004 Mat 02/01/2024 4 375% 04/28/2011	101 16700	3 500 00	81,413 60
✓ 301	25000 BALDWIN & WHITEHALL PA SCH DIS (058363B68) Financial Times Interactive Data DTD 07/01/2007 Mat 05/15/2025 4 25% 04/28/2011	100 29200	1,062 50	25 073 00
✓ 761	50000 BEDFORD CNTY PA (076059CU6) Financial Times Interactive Data DTD 08/15/2005 Mat 09/01/2025 4 4% 04/28/2011	97 28400	2,300 00	48,643 50
✓ 12	75000 DA WASS PA SCH DIST (225177HX3) Financial Times Interactive Data DTD 07/15/2003 Mat 10/15/2025 4 125% 04/28/2011	95 40600	1,031 25	24,851 50
✓ 36	30000 SNYDLER CNTY PA HIGHSP ED AUTH (817453CY9) Financial Times Interactive Data DTD 03/01/2006 Mat 01/01/2026 4 375% 04/28/2011	99.87400	1,312 50	29,950 20
✓ 29	65000 ALLEGHENY CNTY PA HOSP DEV AUT (01728AND4) Financial Times Interactive Data DTD 11/15/1996 Mat 07/01/2026 5 3% 04/28/2011	112 16400	3 445 00	73,036 60

As-of Date 04/28/2011
 Valuation Date 04/28/2011
 Processing Date 06/01/2012

Estate of John H Schimmel (CMA)
 Report Type Appraisal Date
 Number of Securities 190
 File ID Schimmel (CMA)

Shares of Par	Security Description	Close	Indicated Income	Security Value
✓ 300	15000 PHILADELPHIA PA GAS WKS REV (717823VB1) Financial Times Interactive Data DTD 06/01/1998 Mat 07/01/2026 5% 04/28/2011	100 64800	750 00	15,007 20
✓ 31	5000 PHILADELPHIA PA GAS WKS REV (717823M70) Financial Times Interactive Data DTD 04/02/2003 Mat 07/01/2026 5% 01/28/2011	100 82800	250 00	5 041 40
✓ 32	50000 PITTSBURGH PA (725209DK1) Financial Times Interactive Data DTD 12/15/2001 Mat 09/01/2026 5 25% 04/28/2011	104 14000	2,623 00	52 070 00
✓ 34	15000 SCOTT PAYETTE TWP PA SCH DIST (837837HE7) Financial Times Interactive Data DTD 03/15/2004 Mat 09/15/2026 4 5% 04/28/2011	100 28900	1,575 00	35,101 15
✓ 34	90000 DELAWARE CIVIL PA ALTH REV (245913FB2) Financial Times Interactive Data DTD 01/01/1998 Mat 11/15/2026 4 875% 04/28/2011	97 18600	4,387 50	87,467 40
✓ 35	30000 MOUNT LEBANON PA SCH DIST (621842PH0) Financial Times Interactive Data DTD 10/15/2005 Mat 02/15/2027 4 25% 04/28/2011	97 41200	1 275 00	29,223 00
✓ 36	25000 ALGHAMINY PA SCH DIST (64084FCB1) Financial Times Interactive Data DTD 03/01/2006 Mat 05/01/2027 4 3 5% 04/28/2011	100 92200	1,093 75	25 303 50
✓ 37	30000 PHILADELPHIA PA WTR & WASTEWR (717893PU9) Financial Times Interactive Data DTD 05/04/2005 Mat 07/01/2027 5% 04/28/2011	101 68200	1,500 00	30,504 60
✓ 38	5000 PHILADELPHIA PA WTR & WASTEWR (717893NS6) Financial Times Interactive Data DTD 10/15/1997 Mat 08/01/2027 5 125% 04/28/2011	108 22600	256 25	5,411 00
✓ 39	20000 PLUM BORO PA MUN AUTH WTR REV (719195CU9) Financial Times Interactive Data DTD 08/01/2010 Mat 11/01/2027 4% 04/28/2011	52 24400	800 00	18,448 80
✓ 40	60000 MOUNT LEBANON PA SCH DIST (67842P36) Financial Times Interactive Data DTD 10/15 2005 Mat 02/15/2028 4 5% 04/28/2011	96 85300	2,580 00	58,111 60
✓ 41	5000 BERKS CNTY PA MUN AUTH REV (084538FD4) Financial Times Interactive Data DTD 09/01/1998 Mat 03/01/2028 5% 04/28/2011	98 53900	250 00	4 926 95
✓ 42	15000 BERKS CNTY PA MUN AUTH REV (084538FD4) Financial Times Interactive Data DTD 09/01/1998 Mat 03/01/2028 5% 04/28/2011	100 02200	750 00	15,003 30
✓ 43	115000 BEAVER CNTY PA HOSP AUTH REV (074863FD0) Financial Times Interactive Data DTD 08/04/1998 Mat 05/15/2028 5% 04/28/2011	96 55100	5,750 00	111,033 65
✓ 44	35000 MONTGOMERY CNTY PA HIGHER ED & (613604TF2) Financial Times Interactive Data DTD 04/01/1998 Mat 06/01/2028 5% 04/28/2011	94 61000	1,750 00	33,113 50

As-of Date 04/28/2011
 Valuation Date: 04/28/2011
 Processing Date: 08/01/2012

Estate of John H Schimmel (CMA)
 Report Type Appraisal Date
 Number of Securities 190
 File ID Schimmel (CMA)

Shares or Par	Security Description	Close	Indicated Income	Security Value
✓ 45)	10000 PHILADELPHIA PA AUTH FOR INDL (71781EC26) Financial Times Interactive Data DTD 07/10/2001 Mat 07/01/2028 5 25% 04/28/2011	96 16400	525 00	9,616.40
✓ 46)	10000 SOUTH FORK MUN AUTH PA HOSP RE (83786DC28) Financial Times Interactive Data DTD 08/26/1998 Mat. 07/01/2028 5% 04/28/2011	85 72300	500.00	8,572.30
✓ 47)	15000 SOUTH FORK MUN AUTH PA HOSP RE (83786DDS3) Financial Times Interactive Data DTD 08/26/1998 Mat. 07/01/2028 5% 04/28/2011	89 46700	750 00	13,420 05
✓ 48)	20000 WASHINGTON CNTY PA HOSP AUTH R (938592FA5) Financial Times Interactive Data DTD 04/01/1998 Mat 07/01/2028 5 125% 04/28/2011	91 73500	1,025 00	18,347 00
✓ 49)	10000 ALLEGHENY PA INTER UNIT BDL FA (01739PAS9) Financial Times Interactive Data DTD 04/01/2004 Mat 07/15/2028 4 4% 04/28/2011	91 44900	440 00	9,144 90
✓ 50)	10000 GEISINGER AUTH PA HEALTH SYS R (368497DM0) Financial Times Interactive Data DTD 08/01/1998 Mat 08/15/2028 5% 04/28/2011	100 02200	500 00	10,002 20
✓ 51)	50000 UNIONTOWN AREA PA SCH DIST (909087GV4) Financial Times Interactive Data DTD 03/15/2005 Mat 10/01/2028 4 375% 04/28/2011	98 85600	2,187 50	49,428.00
✓ 52)	10000 READING PA (755553VB7) Financial Times Interactive Data DTD 12/01/2008 Mat 11/01/2028 6% 04/28/2011	106.18600	600 00	10,618 60
✓ 53)	20000 SCHUYLKILL CNTY PA INDL DEV AU (808390EM6) Financial Times Interactive Data DTD 02/04/1999 Mat 11/01/2028 5% 04/28/2011	94 64200	1,000 00	18,928 40
✓ 54)	10000 PITTSBURGH & ALLEGHENY CNTY PA (724787AR7) Financial Times Interactive Data DTD 05/01/1999 Mat 02/01/2029 4 5% 04/28/2011	78 04900	450 00	7,804 90
✓ 55)	15000 PHILADELPHIA PA PKG AUTH PKG R (717842FK1) Financial Times Interactive Data DTD 05/01/1999 Mat 02/15/2029 5 25% 04/28/2011	100 00000	787 50	15,000.00
✓ 56)	60000 HAVERFORD TWP PA (419416NM0) Financial Times Interactive Data DTD 06/15/2010 Mat 06/01/2029 4% 04/28/2011	100 18100	2,400 00	60,108.60
✓ 57)	10000 STATE PUB SCH BLDG AUTH PA SCH (857322PY1) Financial Times Interactive Data DTD 09/10/2003 Mat 06/01/2029 5% 04/28/2011	109 09300	500 00	10,909 30
✓ 58)	30000 PENNSYLVANIA ST HIGHER EDL PAC (70917NDU5) Financial Times Interactive Data DTD 02/01/1999 Mat 08/01/2029 5% 04/28/2011	95 61000	1,500 00	28,683.00
✓ 59)	30000 WEST READING PA (955550DL9) Financial Times Interactive Data DTD 06/01/2003 Mat 10/01/2029 4 3% 04/28/2011	86 21300	1,290 00	25,863.90

As-of Date: 04/28/2011
 Valuation Date: 04/28/2011
 Processing Date: 08/01/2012

Estate of: John H Schimmel (CMA)
 Report Type: Appraisal Date
 Number of Securities: 190
 File ID: Schimmel (CMA)

Shares of Par	Security Description	Close	Indicated Income	Security Value
60	20000 HAMPTON TWP PA SCH DIST (409504JS7) Financial Times Interactive Data DTD 12/01/2006 Mat: 11/15/2029 4 25% 04/28/2011	94.59000	850 00	18,918 00
61	20000 PENNSYLVANIA ST TPK COMMN OIL (709221MH2) Financial Times Interactive Data DTD 11/08/2006 Mat: 12/01/2029 4 375% 04/28/2011	94.34100	875 00	18,868 20
62	5000 NORWIN PA SCH DIST (669543FC9) Financial Times Interactive Data DTD 04/01/2001 Mat: 04/01/2030 5% 04/28/2011	100.01100	250 00	5,000 55
63	10000 PITTSBURGH PA URBAN REDEV AUTH (725299X30) Financial Times Interactive Data DTD 07/15/1999 Mat: 04/01/2030 5 7% 04/28/2011	100.00900	570 00	10,000 90
64	25000 PENNSYLVANIA ST HIGHER EDL FAC (70917RKM6) Financial Times Interactive Data DTD 05/18/2007 Mat: 06/01/2030 5% 04/28/2011	86.57800	1,250.00	21,644.50
65	70000 PENNSYLVANIA ST HIGHER EDL FAC (70917N7T5) Financial Times Interactive Data DTD 08/18/2005 Mat: 07/15/2030 4 5% 04/28/2011	100.52600	3,150.00	70,368 20
66	20000 DELAWARE CNTY PA AUTH COLLEGE (246003LV7) Financial Times Interactive Data DTD 04/29/2010 Mat: 11/15/2030 4 25% 04/28/2011	94.04400	850 00	18,808 80
67	60000 MOUNT LEBANON PA SCH DIST (621842PL1) Financial Times Interactive Data DTD 10/15/2005 Mat: 02/15/2031 4 35% 04/28/2011	98.81700	2,610 00	59,290 20
68	15000 PENNSYLVANIA ST HIGHER EDL FAC (70917REY7) Financial Times Interactive Data DTD 06/01/2006 Mat: 04/01/2031 4 5% 04/28/2011	96.30100	675 00	14,445 15
69	10000 ROBINSON TWP PA MUN AUTH WTR & (770873LL9) Financial Times Interactive Data DTD 02/15/2007 Mat: 05/15/2031 4 45% 04/28/2011	93.69000	445 00	9,369.00
70	25000 PHILADELPHIA PA ARPT REV (717817HP8) Financial Times Interactive Data DTD 07/10/2001 Mat: 06/15/2031 5 25% 04/28/2011	92.39600	1,312 50	23,099 00
71	5000 LEHIGH CNTY PA GEN PURP AUTH R (524805U97) Financial Times Interactive Data DTD 10/01/2001 Mat: 07/01/2031 5% 04/28/2011	99.49000	250 00	4,974 50
72	35000 PENNSYLVANIA ST HIGHER EDL PAC (70917NLV4) Financial Times Interactive Data DTD 11/01/2001 Mat: 07/15/2031 5% 04/28/2011	101.95900	1,750 00	35,685 65
73	30000 SCRANTON PA (810759NA4) Financial Times Interactive Data DTD 08/01/2003 Mat: 09/01/2031 4 5% 04/28/2011	77.13800	1,350 00	23,141 40
74	40000 BERKS CNTY PA MUN AUTH REV (084538GF8) Financial Times Interactive Data DTD 07/15/2009 Mat: 11/01/2031 5 5% 04/28/2011	101.97000	2,200.00	40,788 00

As-of Date 04/28/2011
 Valuation Date 04/28/2011
 Processing Date 08/01/2012

Estate of John H Schimmel (CMA)
 Report Type, Appraisal Date
 Number of Securities 190
 File ID Schimmel (CMA)

Shares or Par	Security Description	Close	Indicated Income	Security Value
751	30000 PHILADELPHIA PA WTR & WASTEWTR (717893SS1) Financial Times Interactive Data DTD 05/09/2007 Mat 11/01/2031 4.25% 04/28/2011	88 96900	1,275 00	26,690 70
761	50000 PINE-RICHLAND SCH DIST PA (722740PX9) Financial Times Interactive Data DTD 11/15/2003 Mat 11/01/2031 4 625% 04/28/2011	96 21800	2 312 50	48,109 00
771	30000 ADAMS CNTY PA (066115PC8) Financial Times Interactive Data DTD 10/01/2002 Mat 11/15/2031 4 75% 04/28/2011	100 38000	1.425 00	30,114 00
781	30000 PITTSBURGH PA WTR & SMR AUTH W (725304LP2) Financial Times Interactive Data DTD 03/01/2002 Mat 12/01/2031 5 125% 04/28/2011	105 14300	1,537 50	31,542.90
791	25000 MONTGOMERY CNTY PA (613579TT8) Financial Times Interactive Data DTD 13/15/2006 Mat 12/15/2031 4 25% 04/28/2011	98 51000	1,062 50	24,627 50
801	55000 READING PA SCH DIST (75563BSK0) Financial Times Interactive Data DTD 12/15/2005 Mat 01/15/2032 4 625% 04/28/2011	97 84200	2,543 75	53,813 10
811	95000 PENNSYLVANIA ST PUB SCH BLDG A (709207DY7) Financial Times Interactive Data DTD 12/28/2006 Mat 06/01/2032 4 5% 04/28/2011	92 49300	4,275 00	87,868 35
821	15000 PHILADELPHIA PA GAS WKS REV (717823Y44) Financial Times Interactive Data DTD: 05/15/2007 Mat 10/01/2032 5% 04/28/2011	91 40100	750.00	13,710 15
831	20000 GATEWAY PA SCH DIST ALLEGHANY (367748KG4) Financial Times Interactive Data DTD 09/01/2003 Mat 10/15/2033 5% 04/28/2011	100.70700	1,000 00	20,141 40
841	20000 ALLEGHENY CNTY PA SAN AUTH SWR (017357WY0) Financial Times Interactive Data DTD 07/12/2007 Mat 12/01/2032 5% 04/28/2011	100 83000	1,000 00	20,166 00
851	30000 SUSQUEHANNA AREA REGL ARPT AUT (86909RAJ0) Financial Times Interactive Data DTD 05/08/2003 Mat 01/01/2033 5% 04/28/2011	83 19400	1,500 00	24,958 20
861	25000 PENNSYLVANIA ST TPK COMM TPK (709233SG7) Financial Times Interactive Data DTD 04/29/2008 Mat 06/01/2033 5% 04/28/2011	98 29000	1,250 00	24,572 50
871	15000 STATE PUB SCH BLDG AUTH PA SCH (857322FZ8) Financial Times Interactive Data DTD 09/10/2003 Mat 06/01/2033 5% 04/28/2011	109 09300	750 00	16,363 95
881	20000 PHILADELPHIA PA HOSPS & HIGHER (717903A81) Financial Times Interactive Data DTD 02/27/2007 Mat 07/01/2033 4 5% 04/28/2011	89 07300	900 00	17,814 60
891	20000 NORRISTOWN PA AREA SCH DIST (656491HX2) Financial Times Interactive Data DTD: 10/15/2006 Mat 09/01/2033 4 375% 04/28/2011	92 27600	875 00	18,455 20

As-of Date 04/28/2011
 Valuation Date 04/28/2011
 Processing Date 08/01/2012

Estate of John H Schimmel (CMA)
 Report Type Appraisal Date
 Number of Securities 190
 File ID Schimmel (CMA)

Shares of Par	Security Description	Close	Indicated Income	Security Value
✓ 90	35000 PHILADELPHIA PA GAS WAS REV (717823Q92) Financial Times Interactive Data DTD 10/14/2004 Mat 09/01/2033 5% 04/28/2011	97 62700	1,750 00	34,169 45
✓ 91	25000 MICHIGAN ST HOSP FIN AUTH REV (59465E7A5) Financial Times Interactive Data DTD 08/01/2004 Mat 01/01/2034 5 375% 04/28/2011	92 53600	1,343 75	23,134 00
✓ 92	30000 AMBRIDGE PA AREA SCH DIST (023362LV6) Financial Times Interactive Data DTD 02/15/2007 Mat 11/01/2034 4 4% 04/28/2011	100 12900	1,320 00	30,038 70
✓ 93	10000 FLORIDA HSG FIN CORP REV (34073MPM8) Financial Times Interactive Data DTD 04/01/1999 Mat 11/01/2034 5 4% 04/28/2011	87 73800	540 00	8,773 80
✓ 94	25000 READING PA SCH DIST (755638UQ4) Financial Times Interactive Data DTD 08/15/2008 Mat 03/01/2035 5% 04/28/2011	100 11500	1,250 00	25,028 75
✓ 95	15000 NORWIN PA SCH DIST (669543HL7) Financial Times Interactive Data DTD 04/25/2007 Mat 04/01/2035 4 5% 04/28/2011	91 86300	675 00	13,779 45
✓ 96	10000 PENNSYLVANIA ST HIGHER EDL FAC (70917RAZ8) Financial Times Interactive Data DTD 12/01/2005 Mat 06/01/2035 4 7% 04/28/2011	79 98800	470 00	7,998 80
✓ 97	10000 LEHIGH CNTY PA GEN FURP HOSP R (5248CGAZ7) Financial Times Interactive Data DTD 09/15/2005 Mat 07/01/2035 5% 04/28/2011	94 88800	500 00	9,488 80
✓ 98	10000 SCOTH FORK MUN AUTH PA HOSP RE (83786DFR3) Financial Times Interactive Data DTD 09/01/2005 Mat 07/01/2035 5 375% 04/28/2011	96 39100	537 50	9,639 10
✓ 99	15000 PENNSYLVANIA ST HIGHER EDL FAC (70917RCE3) Financial Times Interactive Data DTD 02/28/2006 Mat 08/01/2035 5% 04/28/2011	82 43900	750 00	12,365 85
✓ 100	30000 CONNEAUT PA SCH DIST (207515FR3) Financial Times Interactive Data DTD 05/22/2007 Mat 11/01/2035 4 375% 04/28/2011	94 05300	1,312 50	28,215 90
✓ 101	25000 PENNSYLVANIA ST HIGHER EDL FAC (70917RFA8) Financial Times Interactive Data DTD 06/01/2006 Mat 04/01/2036 4 5% 04/28/2011	91 06100	1,125 00	22,765 25
✓ 102	15000 HARRISBURG PA PKG AUTH PKG REV (414734DW0) Financial Times Interactive Data DTD 01/01/2007 Mat 05/15/2036 4 5% 04/28/2011 In default, principal and interest	60 47800	675 00	9,071 70
✓ 103	15000 DAUPHIN CNTY PA GEN AUTH HEALT (23825ECL6) Financial Times Interactive Data DTD 06/24/2009 Mat 06/01/2036 6% 04/28/2011	96 84900	900 00	14 527 35

As-of Date 04/28/2011
 Valuation Date 04/28/2011
 Processing Date 08/01/2012

Estate of John H Schimmel (CMA)
 Report Type Appraisal Date
 Number of Securities 199
 File ID Schimmel (CMA)

Shares of Par	Security Description	Close	Indicated Income	Security Value
✓ 104	10000 MIAMI-WIDE CNTY FLA AVIATION R (59333PDG9) Financial Times Interactive Data DTD 12/19/2002 Mat 10/01/2036 5 05% 04/28/2011	87 52300	505 00	8,752 30
✓ 105	10000 LANCASTER CNTY PA HOSP AUTH RE (514045X75) Financial Times Interactive Data DTD 11/01/2006 Mat 11/01/2036 5% 04/28/2011	92 16100	500 00	9,216 10
✓ 106	10000 PENNSYLVANIA ST HIGHER EDL FAC (70917RMX0) Financial Times Interactive Data DTD 10/04/2007 Mat 05/01/2037 5% 04/28/2011	93 65200	500 00	9,165 20
✓ 107	30000 PHILADELPHIA PA AUTH FOR INDL (717818355) Financial Times Interactive Data DTD 08/03/2005 Mat 05/01/2037 5% 04/28/2011	94 71300	1,500 00	28,413 91
✓ 108	50000 PHILADELPHIA PA HOSPS & HIGHER (717903A99) Financial Times Interactive Data DTD 02/27/2007 Mat 07/01/2037 4 5% 04/28/2011	85 57700	2 250 00	42,628 50
✓ 109	30000 PENNSYLVANIA HSC FIN AGY STPL (708796EX1) Financial Times Interactive Data DTD 03/19/2007 Mat 10/01/2037 4 7% 04/28/2011	91 02500	1,410 00	27,307 50
✓ 110	20000 UNITY TWP PA MUN AUTH SWR REV (91333CAU0) Financial Times Interactive Data DTD 09/15/2004 Mat 12/01/2037 4 85% 04/28/2011	95 81600	970 00	19,111 60
✓ 111	10000 READING PA SCH DIST (755638JTB) Financial Times Interactive Data DTD 08/15/2006 Mat 03/01/2038 4 75% 04/28/2011	95 32900	475 00	9,511 90
✓ 112	35000 GOLDEN SP 105 SECURITIZATION C (88127NWQ1) Financial Times Interactive Data DTD 08/04/2005 Mat 06/01/2038 5% 04/28/2011	85 94600	1,750 00	30,079 00
✓ 113	15000 CALIFORNIA STATEWIDE CMNTYS DB (130795TE1) Financial Times Interactive Data DTD 07/17/2004 Mat 08/15/2038 5 05% 04/28/2011	89 24300	751 50	13,386 45
✓ 114	10000 COLORADO HEALTHY FACS AUTH REV (19648ADE2) Financial Times Interactive Data DTD 11/09/2006 Mat 09/01/2038 4 5% 04/28/2011	83 61900	450 00	8,361 90
✓ 115	20000 STATE PUB SCH BLDG AUTH PA LEA (85732GJF6) Financial Times Interactive Data DTD 05/15/2009 Mat 03/01/2039 4 875% 04/28/2011	96 23600	975 00	19,741 20
✓ 116	5000 GEISINGER AUTH PA HEALTH SYS R (368497FR9) Financial Times Interactive Data DTD 06/04/2009 Mat 06/01/2039 5 25% 04/28/2011	97 84000	262 50	4,892 00
✓ 117	65000 PENNSYLVANIA ST TPK COMMN TPK (709223VW8) Financial Times Interactive Data DTD 01/22/2009 Mat 06/01/2039 5% 04/28/2011	94 52100	3,250 00	61,429 55
✓ 118	15000 PENNSYLVANIA ECONOMIC DEV FUND (70869RAG8) Financial Times Interactive Data DTD 07/16/2009 Mat 10/01/2039 5% 04/28/2011	99 54400	750 00	14,931 60

As-of Date 04/28/2011
 Valuation Date 04/28/2011
 Processing Date 08/01/2012

Estate of John H Schimmel (CMA)
 Report Type: Appraisal Date
 Number of Securities 190
 File ID Schimmel (CMA)

Shares of Par	Security Description	Close	Indicated Income	Security Value
✓ 119	10000 CLINTON CNTY PA HOSE AUTH REV (156230D4) Financial Times Interactive Data DTD 03/26/2009 Mat 11/15/2019 6.25% 04/28/2011	101.37200	612.50	10,111.20
✓ 120	20000 NORTHAMPTON CNTY PA GEN PURF A (663507CL3) Financial Times Interactive Data DTD 03/19/2009 Mat 11/15/2039 5% 04/28/2011	99.99800	1,000.00	19,999.60
✓ 121	10000 ALASKA ST HSG FIN CORP (01832UD2) Financial Times Interactive Data DTD 10/01/2002 Mat 12/01/2039 5% 04/28/2011	100.10300	500.00	10,010.30
✓ 122	15000 PHILADELPHIA PA HOSPS & HIGHER (717875FS6) Financial Times Interactive Data LTD 07/29/2010 Mat 05/15/2040 5% 04/28/2011	92.51600	750.00	13,877.40
✓ 123	20000 ALLEGHENY CNTY PA SAN AUTH SWR (017357XY5) Financial Times Interactive Data DTD 10/21/2010 Mat 06/01/2040 5% 04/28/2011	97.89500	1,000.00	19,579.00
✓ 124	50000 ST MARY HOSP FCU PA HDALTY SY (65210MCA0) Financial Times Interactive Data DTD 04/01/2011 Mat 11/15/2040 5% 04/28/2011	85.17500	2,500.00	42,586.00
✓ 125	15000 MIAMI-DADE CNTY FLA AVIATION P (59333EUR7) Financial Times Interactive Data DTD 06/26/2008 Mat 10/01/2041 5% 04/28/2011	93.20700	150.00	13,981.05
✓ 126	15000 PENNSYLVANIA ECONOMIC DEV FING (70860R-AP8) Financial Times Interactive Data DTD 11/17/2010 Mat 12/01/2042 4.5% 04/28/2011	90.48500	675.00	13,572.75
✓ 127	10000 ATLANTA GA WTP & WASTE WTR REV (047870FF2) Financial Times Interactive Data DTD 09/23/2004 Mat 11/01/2043 5% 04/28/2011	92.32600	500.00	9,232.60
✓ 128	0000 ATWATER CALIF PUB FING AUTH WA (04968/CE0) Financial Times Interactive Data DTD 01/27/2010 Mat 05/01/2045 5.25% 04/28/2011	88.91100	525.00	8,891.10
✓ 129	20000 DISTRICT COLUMBIA HOSP REV (254764HB2) Financial Times Interactive Data DTD 04/10/2008 Mat 07/15/2045 5.25% 04/28/2011	92.82700	1,000.00	18,565.40
✓ 130	10000 MEDICAL CTR HOSP AUTH GA REV A (584521EF1) Financial Times Interactive Data DTD 09/01/2010 Mat 08/01/2045 5% 04/28/2011	86.57300	500.00	8,657.30
✓ 131	20000 RHODE ISLAND HSG & MIG FIN COR (1622124H8) Financial Times Interactive Data DTD 09/13/2006 Mat 10/01/2046 5% 04/28/2011	89.92700	1,000.00	17,984.40
✓ 132	800 BANK OF AMERICA CORPORATION (060505617) SPD 1/1203SER3 New York Stock Exchange 04/28/2011	22.77000	1,275.00	18,216.00
✓ 133	600 NY CAP 1/ (09656G201) SPD TR PG 875E New York Stock Exchange 04/28/2011	26.12000	1,031.25	15,672.00

As-of Date 04/28/2011
 Valuation Date 04/28/2011
 Processing Date 08/01/2012

Estate of John H. Schimmel (CMA)
 Report Type Appraisal Date
 Number of Securities 190
 File ID: Schimmel (CMA)

Shares or Par	Security Description	Close	Indicated Income	Security Value
✓ 134	400 COMCAST CORP NEW (20030N408) NT SER B 7.00% New York Stock Exchange 04/28/2011	25.75000		10,300.00
✓ 135	400 FEDERAL HOME LN MTG CORP (313400855) PFD 5.1% New York Stock Exchange 04/28/2011	3.05000		1,220.00
✓ 136	1431 FEDERAL NATL MTG ASSN (313586844) PFD L 5.125% New York Stock Exchange 04/28/2011	3.15000		4,507.65
✓ 137	665 FEDERAL HOME LN MTG CORP (313400731) PFD 5.70% New York Stock Exchange 04/28/2011	1.01000		671.65
✓ 138	400 GENERAL AMERN INVS INC (368802401) PFD B 5.95% New York Stock Exchange 04/28/2011	25.11000	595.00	10,044.00
✓ 139	200 GENERAL ELEC CAP CORP (369632527) PINES 6.625% New York Stock Exchange 04/28/2011	25.85000	331.25	5,170.00
✓ 140	600 GENERAL ELEC CAP CORP (369632493) NT 5.875% 2033 New York Stock Exchange 04/28/2011	25.34000	881.28	15,204.00
✓ 141	1000 GOLDMAN SACHS GROUP INC (38144X609) FFD 1/1000 C New York Stock Exchange 04/28/2011	23.92560	1,000.00	23,925.60
✓ 142	800 MERRILL LYNCH CAP TR I (590199204) GTD CAP 6.45% New York Stock Exchange 04/28/2011	23.48000	1,290.00	18,784.00
✓ 143	1000 METLIFE INC (59156R504) PFD A FLT RATE New York Stock Exchange 04/28/2011	24.55000	1,022.22	24,550.00
✓ 144	270 ABBOTT LABS (002824100, ABT) COM New York Stock Exchange 04/28/2011	52.29000	550.80	14,118.30
✓ 145	87 ALLIED IRISH BKS P L C (019228402, AIB) SPON ADR ORD New York Stock Exchange 04/28/2011	3.48000		302.76
✓ 146	879 AT&T INC (00206R102, T) COM New York Stock Exchange 04/28/2011	31.37000	1,547.04	27,574.23
✓ 147	368 BANK OF AMERICA CORPORATION (060505104, BAC) COM New York Stock Exchange 04/28/2011	12.42000	14.72	4,570.56
✓ 148	150 BP PLC (055622104, BP) SPONSORED ADR New York Stock Exchange 04/28/2011	46.28000	288.00	6,942.00

As-of Date. 04/28/2011
 Valuation Date. 04/28/2011
 Processing Date 08/01/2012

Estate of John H Schimmel (CMA)
 Report Type Appraisal Date
 Number of Securities 190
 File ID Schimmel (CMA)

Shares or Par	Security Description	Close	Indicated Income	Security Value
✓ 149	335 BRISTOL MYERS SQUIBB CO (110122108, BMY) COM New York Stock Exchange 04/28/2011	28 29000	455 60	9,477 15
✓ 150	200 CAMPBELL SOUP CO (134429109, CPB) COM New York Stock Exchange 04/28/2011	33 39000	232 00	6,678 00
✓ 151	169 COMCAST CORP NEW (20030N101, CMCSA) CL A The NASDAQ Stock Market LLC 04/28/2011	26.13000	109 85	4,415 97
✓ 152	66 COMMONWEALTH REIT (CWH) COM SH BEN INT New York Stock Exchange 04/28/2011	27 27000	132 00	1,799 82
✓ 153	250 DIAMOND HILL FINL TRNDS FD INC (DHPT) COM The NASDAQ Stock Market LLC 04/28/2011	9 94100	8 75	2 485 25
✓ 154	160 DU PONT E I DE NEMOURS & CO (263534109; DD) COM New York Stock Exchange 04/28/2011	56 75000	275 20	9,080 00
✓ 155	400 EYELON CORP (30161N101, EXC) COM New York Stock Exchange 04/28/2011	42 18000	840 00	16,872 00
✓ 156	200 EXXON MOBIL CORP (30231G102; XOM) COM New York Stock Exchange 04/28/2011	87.34000	456 00	17,468 00
✓ 157	3 FAIRPOINT COMMUNICATIONS INC (305560104) COM New York Stock Exchange 01/24/2011 Last price available on 01/24/2011	0 00450		N/A
✓ 158	200 FIRSTENERGY CORP (337932107, FE) COM New York Stock Exchange 04/28/2011	39 81000	440 00	7,962.00
✓ 159	72 FRONTIER COMMUNICATIONS CORP (35906A108, FTR) COM New York Stock Exchange 04/28/2011	8 19000	28 80	589 68
✓ 160	500 GENERAL ELECTRIC CO (369604103, GE) COM New York Stock Exchange 04/28/2011	20 60000	340 00	10,300 00
✓ 161	125 GLAXOSMITHKLINE PLC (37733W105, GSK) SPONSORED ADR New York Stock Exchange 04/28/2011	43.55000	284 57	5,443.75
✓ 162	150 HEINZ H J CO (423074103; HNZ) COM New York Stock Exchange 04/28/2011	51 29000	288 00	7,693.50

As-of Date 04/28/2011
 Valuation Date 04/28/2011
 Processing Date 08/01/2012

Estate of John H Schimmel (CMA)
 Report Type Appraisal Date
 Number of Securities 190
 File ID Schimmel (CMA)

Shares or Par	Security Description	Close	Indicated Income	Security Value
✓ 163	115 INTEL CORP (458140100, INTC) COM The NASDAQ Stock Market LLC 04/28/2011	22 80000	96.60	2,622 00
✓ 164	80 KIMBERLY CLARK CORP (494368103, KMB) COM New York Stock Exchange 04/28/2011	65 58000	236.80	5,246 40
✓ 165	100 KRAFT FOODS INC (50075H104, KFT) CL A New York Stock Exchange 04/28/2011	33 60000	116 00	3,360 00
✓ 166	100 MCDONALDS CORP (580135101, MCD) COM New York Stock Exchange 04/28/2011	78 03000	280 00	7,803 00
✓ 167	96 MEDCO HEALTH SOLUTIONS INC (58405U102, MHS) COM New York Stock Exchange 04/28/2011	60 16000		5,775.36
✓ 168	400 MERCK & CO INC NEW (58933Y105, MRK) COM New York Stock Exchange 04/28/2011	35 77000	672 00	14,308.00
✓ 169	25 METLIFE INC (59156R108, MET) COM New York Stock Exchange 04/28/2011	46 45000	18 50	1 161 25
✓ 170	732 PFIZER INC (717081103, PFE) COM New York Stock Exchange 04/28/2011	20 83000	644 16	15,247 56
✓ 171	211 FMC FINL SVCS GROUP INC (693475105, FNC) COM New York Stock Exchange 04/28/2011	62 51000	337 60	13,189.61
✓ 172	475 PPL CORP (69351T106, PPL) COM New York Stock Exchange 04/28/2011	27 43000	684 00	13,029 25
✓ 173	70 RAYTHEON CO (755111507, RTN) COM NEW New York Stock Exchange 04/28/2011	49 25000	140 00	3,447 50
✓ 174	50 TOTAL S A (89151E109, TOT) SPONSORED ADR New York Stock Exchange 04/28/2011	63 80000	127 85	3,190 00
✓ 175	600 UGI CORP NEW (902681105, UGI) COM New York Stock Exchange 04/28/2011	33 17000	648 00	19,902.00
✓ 176	300 VERIZON COMMUNICATIONS INC (92343V104, VZ) COM New York Stock Exchange 04/28/2011	38 27000	600 00	11,481 00
✓ 177	100 WASTE MGMT INC DEL (94106L109, WM) COM New York Stock Exchange 04/28/2011	39.61000	142 00	3,961 00

As-of Date 04/28/2011
 Valuation Date 04/28/2011
 Processing Date 08/01/2012

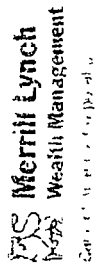
Estate of John H Schimmel (CMA)
 Report Type Appraisal Date
 Number of Securities 190
 File ID Schimmel (CMA)

Shares or Par	Security Description	Close	Indicated Income	Security Value
✓ 178	320 WELLS FARGO & CO NEW (949746101; WFC) COM New York Stock Exchange 04/28/2011	29 27000	281 60	9,366 40
✓ 179	1140 ALLIANCEBERNSTEIN HIGH INCH FD (01859M309, AGDCX) CL C SHS Mutual Fund (as quoted by NASDAQ) 04/28/2011	9,39000	635 34	10,704.60
✓ 180	512 BLACKROCK BUILD AMER BD TR (BBN) SHS New York Stock Exchange 04/28/2011	17 42000	809.78	8,919 04
✓ 181	177 FIRST TR HIGH INCOME L/S FD (33738E109, PSD) COM New York Stock Exchange 04/28/2011	18 97000	283 55	3,357 69
✓ 182	425 GABELLI DIVD & INCOME TR (36242H104, GDV) COM New York Stock Exchange 04/28/2011	11 01000	408 00	7,229 25
✓ 183	2050 ING MUT FD (IGBCX) GLOBAL BD CL C Mutual Fund (as quoted by NASDAQ) 04/28/2011	12 05000	804 63	24,702 50
✓ 184	3292 AIM TAX-EXEMPT FDS INVESCO (92113R101, ACTHX) INV VK HIYL MN A Mutual Fund (as quoted by NASDAQ) 04/28/2011	8 84000	1,847 47	29,101 28
✓ 185	750 ISHARES TR (464287176, TIP) BARCLYS TIPS BD NYSE Arca Equities Exchange 04/28/2011	110.93000	2,939 33	83,197 50
✓ 186	942 HFJ DIVID INT & PREM STRTCY FD (65337H109, NFJ) COM SHS New York Stock Exchange 04/28/2011	18.50000	1,695 60	17,427 00
✓ 187	391 OPPENHEIMER MULTI ST MUNICIPAL (683940886, ORNCX) ROCH NAT MUN C Mutual Fund (as quoted by NASDAQ) 04/28/2011	6 53000	186 76	2,553 23
✓ 188	708 PIMCO FDS PAC INVT MGMT SER (722005568, PCRCX) COMMD RL STR C Mutual Fund (as quoted by NASDAQ) 04/28/2011	9 69000	1,207 12	6,860 52
✓ 189	1805 TEMPLETON INCOME TR (880208301, TEGBX) GLOBAL BD FD C Mutual Fund (as quoted by NASDAQ) 04/28/2011	14 06000	987 15	25,378 30
✓ 190	1 (CASH)			261,047 34 ✓
Total Value				\$4,112,576 80
Total Income			\$188,168 42	- 261,047.34

Portfolio Endnotes

Account Terminations Group - TCT

FMV ASSETS \$385,529.46



24-Hour Assistance: (800) MERRILL

Account Number

Online at www.mymerrill.com

HENRY P HART TEE
 U/A DTD 06/30/1993
 BY JOHN H SCHIMMEL
 915 FRIEDENSBURG RD
 READING PA 19606-9671

Net Portfolio Value:

\$4,427,529.36

Your Financial Advisor:
 THE GEOSITS GROUP
 985 BERKSHIRE BLVD
 WYOMISSING PA 19610
 1-800-937-6202

CHARITABLE TR

This account is enrolled in the Merrill Lynch Personal AdvisorSM Program

December 01, 2011 - December 30, 2011

	December 30	November 30
ASSETS		
Cash/Money Accounts	232,366.95	161,338.67
Fixed Income	3,427,330.24	3,440,169.18
Equities	299,046.83	289,403.14
Mutual Funds	431,424.99	448,537.61
Options		
Other		
Subtotal (Long Portfolio)	4,390,169.01	4,339,448.60
Estimated Accrued Interest	37,360.35	40,051.57
TOTAL ASSETS	\$4,427,529.36	\$4,379,500.17

LIABILITIES	
Debit Balance	
Short Market Value	
TOTAL LIABILITIES	
NET PORTFOLIO VALUE	\$4,427,529.36

	This Statement	Year to Date
CASH FLOW		
Opening Cash/Money Accounts	\$167,338.67	
CREDITS		
Funds Received	1,049.86	33,425.30
Electronic Transfers		
Other Credits		362,140.42
Subtotal	1,049.86	395,565.72
DEBITS		
Electronic Transfers		
Margin Interest Charged		
Other Debits		(18,824.63)
Visa Purchases (debits)		
ATM/Cash Advances		
Checks Written/Bill Payment		
Subtotal		(18,824.63)
Net Cash Flow	\$1,049.86	\$376,741.09
Dividends/Interest Income	25,247.24	132,409.84
Dividend Reinvestments	(1,718.82)	(1,718.82)
Security Purchases/Debits		(601,001.26)
Security Sales/Credits	46,450.00	325,936.10
Closing Cash/Money Accounts	\$232,366.95	3,809,262.81
Securities You Transferred In/Out	10.56	

Merrill Lynch, Wealth Management makes available products and services, offered by Merrill Lynch Pierce, Fenner & Smith Incorporated (MLPF&S) and other subsidiaries of Bank of America Corporation. MLPF&S is a registered broker dealer, Member, SIPC, an Investor Protection Corporation (SIPC) and a wholly owned subsidiary of Bank of America Corporation. Investment products Are Not FDIC Insured Are Not Bank Guaranteed May Lose Value

CHARITABLE TR

Account Number

24-Hour Assistance: (800) MERRILL

YOUR CMA FOR TRUST BANK DEPOSIT INTEREST SUMMARY


December 01, 2011 - December 30, 2011

Money Account Description	Opening Balance	Average Deposit Balance	Current Yield%	Interest on Deposits	Closing Balance
FIA Card Services, N.A.	127,946	172,268	.10	14 16	198,973
Bank of America RI, N.A.	33.39	33,391	10	2 74	33,393
TOTAL ML Bank Deposit Program	161,337			16 90	232,366

YOUR CMA FOR TRUST ASSETS

CASH/MONEY ACCOUNTS	Description	Quantity	Total Cost Basis	Estimated Market Price	Estimated Market Value	Estimated Annual Income	Estimated Annual Income	Estimated Current Yield%
CASH		0.95	0.95		95			
MIL BANK DEPOSIT PROGRAM		232,366.00	232,366.00 ✓	1.0000	232,366.00	232	232	10
TOTAL			232,366.95		232,366.95	232	232	10

CORPORATE BONDS	Description	Acquired	Quantity	Adjusted/Total Cost Basis	Estimated Market Price	Estimated Market Value	Unrealized Gain/(Loss)	Estimated Accrued Interest	Estimated Annual Income	Estimated Current Yield%
ALLY FINANCIAL INC	SER SMIN 07 500% NOV 15 2016 MOODY'S B1 S&P B CUSIP 37042GT14 PAR CALL DATE 11/15/04 PAR CALL PRICE 100.00	11/01/01	5,000	4,860.97	94.8150	4,740.75	(259.25)	15.63	375	7.91
CITICORP MTG	CMO 2003 8 A 05 500% AUG 25 33 AMORTIZED VALUE 5.000% MOODY'S ... S&P AAA CUSIP 172973RF1	10/05/06	5,000	4,575.02	102.0904	5,104.52	504.52	22.15	275	5.38
FHLMC	CMO 2005 268 A 05 070% JUN 15 35 AMORTIZED VALUE 4.000% MOODY'S ... S&P ... CUSIP 37495LVS7	06/24/05	20,000	19,903	106.4602	21,292.04	1,292.04	80.56	1,000	4.69
FHLMC	CMO 2010 362B AA 05 000% SEP 15 39 AMORTIZED VALUE 3.000% MOODY'S ... S&P ... CUSIP 3739AWJFE	03/19/10	13,000	9,920.33	103.2506	13,422.58	292.58	52.36	650	4.84



Account Number

YOUR CMA FOR TRUST ASSETS

December 01, 2011 - December 31, 2011

Description	Acquired	Quantity	Adjusted/Total Cost Basis	Estimated Market Price	Estimated Market Value	Unrealized Gain/(Loss)	Estimated Accrued Interest	Estimated Current Annual Income	Estimated Current Yield%
✓ FHMCMO 2010	05/24/10	24,000	23,731.47	106.7527	25,620.65	1,260.65	96.67	1,200	4.68
✓ 3653 CL 05 DUC%AN 5 40 AMORTIZED VALUE 24 000									
MOODYS S&P AA CUSIP 31398VWZ5									
TOTAL		67,000	67,991.39		70,180.54	3,090.54	267.37	3,500	4.99

Description	Acquired	Quantity	Adjusted/Total Cost Basis	Estimated Market Price	Estimated Market Value	Unrealized Gain/(Loss)	Estimated Accrued Interest	Estimated Current Annual Income	Estimated Current Yield%
✗ Δ BEAVER CNTY PA HOSP AUTH	01/07/99	10,000	9,465.40	100.2530	10,025.30	19.85	62.50	500	4.98
REVFR OLD AMBAC PR 12 AUG98 05 000 %MAY15 28									
MOODYS A1 S&P AA CUSIP 014863IT6									
CALL DT 01/19/12 CALL PR 100									
PAR CALL DATE 01/18/12 PAR CALL PRICE 100.00									
ORIGINAL UNIT TOTAL COST 100.7877/10.07677									
✗ BEAVER CNTY PA HOSP AUTH	04/05/00	25,000	23,663.50	100.2530	25,063.25	3,436.15	156.25	1,250	4.98
✗ BEAVER CNTY PA HOSP AUTH	11/01/02	80,000	75,723.20	100.2530	80,202.40	1,445.85	500.00	4,000	4.98
Subtotal		115,000	115,290.95		115,290.95	4,901.85	718.75	5,750	4.98
MIDDLETWN BORO PA AT	10/19/04	15,000	14,324.40	100.6740	15,101.10	101.10	313.25	630	4.17
SWR WTRVRR FR OLD AMBAC OCT04 04 200%JAN11 21									
MOODYS AA S&P AA CUSIP 596550EY9									
PAR CALL DATE 01/01/12 PAR CALL PRICE 100.00									
LEHIGH CNTY PA GEN PURP	12/09/08	60,000	60,361.40	106.1520	64,051.20	14,292.05	1,193.33	2,400	3.74
REVS REV S&P AA CUSIP 52480GAP4									
MOODYS AA S&P AA CUSIP 52480GAP4									
PAR CALL DATE 01/01/12 PAR CALL PRICE 100.00									
WAYNE CO PA HSP HFA CO	06/24/03	35,000	31,022.25	100.3970	35,138.95	138.95	739.62	1,488	4.23
GID REL WTRVRR FR OLD AMBAC JUL03 04 250%JUL07 21									
MOODYS AAA S&P AA CUSIP 945076LR6									
PAR CALL DATE 01/01/12 PAR CALL PRICE 100.00									

CHARITABLE TR

Account Number


24-Hour Assistance: (800) MERRILL

YOUR CMA FOR TRUST ASSETS

December 01, 2011 - December 30, 2011

Description	Acquired	Quantity	Adjusted/Total Cost Basis	Estimated Market Price	Estimated Market Value	Unrealized Gain/(Loss)	Accrued Interest	Estimated Annual Income	Current Yield%
MUNICIPAL BONDS (continued)									
BLAIR CNTY PA HOSP AUTH REV SER A RT OID AMBAC AUG98 05 000% JUL01 27 MOODY'S *** S&P BBB+ CUSIP 092840CR2 PAR CALL DATE 01/30/12 PAR CALL PRICE 100.00	11/05/98	30,000	28,979.40	100.1160	30,034.80	142.55	745.83	1,500	4.99
READING PA SCH DIST NTS NATL C SCH GTD OID FCIL JUL03 04 300% JAN15 23 MOODY'S ** S&P A CUSIP 755638RM7 PAR CALL DATE 07/15/13 PAR CALL PRICE 100.00	06/19/03	50,000	48,531	102.2210	51,110.50	1,110.50	985.42	2,150	4.20
STATE PUB SCH BLG AT PA REV YORK SCH GTD OID AGM JUN03 04 150% MAY01 23 MOODY'S AA3 S&P *** CUSIP 853322NW7 PAR CALL DATE 05/01/13 PAR CALL PRICE 100.00	05/28/03	40,000	38,534.40	101.4870	40,594.80	594.80	272.06	1,660	4.08
Δ PITTSBURGH PA SCH DIST SER B SCH GTD OID AMBAC NOV06 04 250% SEP01 24 MOODY'S A+3 S&P A CUSIP 725276BK8 PAR CALL DATE 09/01/16 PAR CALL PRICE 100.00 ORIGINAL UNREALIZED TOTAL COST 100.0028/50,001.43	12/24/07	50,000	48,235	105.4630	52,731.50	2,730.23	702.43	2,125	4.02
PENNSYLVANIA ST & PROJ T SFR 1 RF OID NPI G FEB04 04 375% FEB01 24 MOODY'S A+1 S&P AA CUSIP 709141H32 PAR CALL DATE 02/01/14 PAR CALL PRICE 100.00	04/05/04	10,000	10,044.40	103.5010	10,350.10	597.75	181.08	438	4.22
PENNSYLVANIA ST & PROJ PENNSYLVANIA ST & PROJ Subtotal	04/21/04	20,000	20,088.80	103.5010	20,700.20	1,276.25	362.15	875	4.22
	06/19/08	50,000	50,122.2	103.5010	51,750.50	2,085.15	905.38	2,188	4.22
		80,000			82,800.80	3,959.15	1,448.61	3,501	4.22
BALDWIN-WHITEHALL PA SCH DIS FR SCH GTD CHICAGO FEB07 04 250% MAY15 27 MOODY'S A+3 S&P *** CUSIP 092840CR2 PAR CALL DATE 01/30/12 PAR CALL PRICE 100.00	01/19/07	25,000	23,604	104.3110	26,077.75	1,124.00	132.81	1,063	4.07

+



CHARITABLE TR Account Number

YOUR CMA FOR TRUST ASSETS

December 01, 2011 - December 30, 2011

MUNICIPAL BONDS (continued)	Description	Acquired	Quantity	Adjusted/Total Cost Basis	Estimated Market Price	Estimated Market Value	Unrealized Gain/(Loss)	Accrued Interest	Estimated Interest	Estimated Current Annual Income	Estimated Current Yield%
Δ BEDFORD CNTY PA	OID AMBAC AUG05 04 400%SEP01 25	08/04/05	50,000	44,115.50	101,998.00	50,999.00	784.99	727.22	2,200	4.31	
	MOODY'S A3 S&P AA CUSIP 0760590016										
	PAR CALL DATE 09/01/15 PAR CALL PRICE 100.00										
	ORIGINAL UNIT/TOTAL COST 100 50000 50 250 04										
DALLAS PA SCH DIST	06/19/03	25,000	23,394.25	101,364.00	25,341.00	1,032	4.06				
	SER A RF SCH GTD OHP AGM JUL03 04 125%OCT15 25										
	MOODY'S A3 S&P AA CUSIP 235177HX3										
	PAR CALL DATE 10/15/11 PAR CALL PRICE 100.00										
SNYDER CNTY PA HIGHER ED	05/02/06	30,000	27,795	102,546.00	30,763.80	1,313	4.26				
	AUTH UNIV REV RT OID AC. MAR06 04 375%JAN01 26										
	MOODY'S A3 S&P AA CUSIP 83453CX9										
	PAR CALL DATE 01/01/16 PAR CALL PRICE 100.00										
ALLEGHENY CO PA HOSP DEV	12/11/96	5,000	5,396.80	115,383.00	5,769.15	265	4.59				
	AT RV OID NPFC ITM MOY95 05 300%JUN01 26										
	MOODY'S BAA2 S&P BRR CUSIP 01122AMD4										
ALLEGHENY CO PA HOSP DEV	08/07/97	30,000	32,380.80	115,383.00	34,614.90	1,590	4.59				
	ALLEGHENY CO PA HOSP DEV	09/06/00	30,000	32,380.80	34,614.90	1,590	4.59				
	Subtotal	65,000	74,998.95	17,911.95	1,712.92	3,445	4.59				
Δ PHILADELPHIA PA GAS WKS	03/26/03	5,000	4,983.90	101,590.00	5,079.50	250	4.92				
	REV RT OID AGM APROX 03 200%JUN01 26										
	MOODY'S A3 S&P AA CUSIP 11422MD6										
	PAR CALL DATE 07/01 13 PAR CALL PRICE 100.00										
	ORIGINAL UNIT/TOTAL COST 102 1499 5 107 45										
PITTSBURGH PA	01/03/02	50,000	52,856	100,857.00	50,428.50	2,625	5.20				
	SER A RF AMBAC PRF 12 JUL05 05 500%SEP01 26										
	MOODY'S A1 S&P A CUSIP 01122MD4										

CHARITABLE TR

Account Number

24-Hour Assistance: (800) MERRILL

YOUR CMA FOR TRUST ASSETS

December 01, 2011 December 30, 2011

MUNICIPAL BONDS (continued)	Description	Acquired	Quantity	Adjusted/Total Cost Basis	Estimated Market Price	Estimated Market Value	Unrealized Gain/(Loss)	Estimated Accrued Interest	Estimated Annual Income	Current Yield%	
	SOUTH FAYETTE TWP PA SCH	02/13/04	35,000	33,271	102.2100	35,773.50	773.50	459.38	1,575	4.40	
	DIST SER B INPG MAR04 04 500%SEP15 26										
	MOODY'S BAA2 S&P A+ CUSIP 837837MF7										
	PAR CALL DATE: 03/15/14 PAR CALL PRICE 100.00										
	DELAWARE CNTY PA AUTH	02/19/98	5,000	4,737.30	100.0520	5,002.60	172.70	30.47	244	4.87	
	REV HLTH SER A CID AMBAC JAN98 04 875%NOV15 26										
	MOODY'S A2 S&P A CUSIP 245913FS2										
	PAR CALL DATE: 01/30/12 PAR CALL PRICE 100.00										
	DELAWARE CNTY PA AUTH	05/04/99	35,000	33,161.10	100.0520	35,018.20	1,430.35	213.28	1,707	4.87	
	DELAWARE CNTY PA AUTH	12/01/99	30,000	28,423.80	100.0520	30,015.60	4,539.95	182.81	1,463	4.87	
	DELAWARE CNTY PA AUTH	12/11/00	20,000	18,949.20	100.0520	20,010.40	2,007.25	121.88	975	4.87	
	Subtotal										
	MOUNT LEBANON PA SCH	10/20/05	30,000	27,276	103.3980	31,019.40	1,619.40	478.13	1,275	4.11	
	DIST RT SCH GTD CID FGIC OCT05 04 250%FFB15 27										
	MOODY'S A-1 S&P --- CUSIP 621842PH0										
	PAR CALL DATE: 02/15/16 PAR CALL PRICE 100.00										
	NESHAMINY PA SCH DIST	03/27/06	25,000	23,776.50	102.8790	25,719.75	730.40	179.25	1,094	4.25	
	DIST SCH GTD CID AMBAC MAR06 04 375%MAY01 27										
	MOODY'S A-2 S&P --- CUSIP 64084FGB1										
	PAR CALL DATE: 05/01/16 PAR CALL PRICE 100.00										
	PHILADELPHIA PA WTR &	09/22/08	30,000	29,899.20	104.4680	31,340.40	1,334.39	745.83	1,500	4.78	
	WASTWTR REV SR A RAGM MAY05 05 000%JUL01 27										
	MOODY'S A-3 S&P AA CUSIP 177893PUB										
	PAR CALL DATE: 07/01/15 PAR CALL PRICE 100.00										
	ORIGINAL UNRETTGAL COST 100.0235/30,007.05										
	PHILADELPHIA PA WTR-WWTR	02/20/01	5,000	5,108.90	113.2000	5,660.00	660.00	106.06	257	4.52	
	REV SR A RAGM OCT97 05 125%APR01 27										
	MOODY'S A-3 S&P AA CUSIP 177893PUB										



CHARITABLE TR Account Number

YOUR CMA FOR TRUST ASSETS

December 01, 2011 - December 30, 2011

Description	Acquired	Quantity	Adjusted/Total Cost Basis	Estimated Market Price	Estimated Market Value	Unrealized Gain/(Loss)	Estimated Accrued Interest	Estimated Current Annual Income	Yield%
MUNICIPAL BONDS (continued)									
PAR CALL DATE 01/30/12 PAR CALL PRICE 100.00									
ORIGINAL UNIT/TOTAL COST 101.3045/5,065.23									
PLUM BORO PA MUN AT WTR	07/13/10	20,000	17,013.20	102.7540	20,550.80	566.80	131.11	800	3.89
RV A GUAR OID ACM EBD AUG10 G4 CDO%NOV01 27									
MOODY'S A43 S&P AA CUSIP 729195CU9									
PAR CALL DATE 11/01/15 PAR CALL PRICE 100.00									
MOUNT LEBANON PA SCH	09/15/05	60,000	53,910.60	103.0760	61,845.60	1,845.60	967.50	2,580	4.17
DISF RF SCH GID OID TIC OC105 G4 300%FEB15 28									
MOODY'S A41 S&P AA CUSIP 621842PJ6									
PAR CALL DATE 02/15/16 PAR CALL PRICE 100.00									
Δ BERKS CNTY PA MUN AUTH	11/07/02	5,000	4,831.70	100.0640	5,003.20	3.20	82.64	250	4.99
REV HEALTH OID SEP98 05 000%MAR01 28									
MOODY'S A43 S&P AA CUSIP 084538FH6									
PAR CALL DATE 01/30/12 PAR CALL PRICE 100.00									
ORIGINAL UNIT/TOTAL COST 100.0906/5,004.53									
BERKS CNTY PA MUN AUTH	09/04/08	15,000	14,896.35	100.0640	15,009.60	17.00	247.92	750	4.99
REV HEALTH OID AMBAC SEP98 05 000%MAR01 28									
MOODY'S A43 S&P AA CUSIP 084538FD4									
PAR CALL DATE 01/30/12 PAR CALL PRICE 100.00									
MONTGOMERY CO PA HEH AT	11/06/98	15,000	13,911	100.0140	15,002.10	192.10	60.42	750	4.99
HSP RV A RF OID AMBAC APR98 05 000%JUN01 28									
MOODY'S A43 S&P AA CUSIP 613604IP2									
PAR CALL DATE 01/30/12 PAR CALL PRICE 100.00									
MONTGOMERY CO PA HEH AT	05/21/04	20,000	18,548	100.0140	20,002.80	150.85	80.56	1,000	4.99
Subtotal		35,000			35,004.90	342.95	140.98	1,750	4.99

+

CHARITABLE TR

Account Number 1

24-Hour Assistance: (800) MERRILL

YOUR CMA FOR TRUST ASSETS

December 01, 2011 - December 30, 2011


Description	Acquired	Quantity	Adjusted/Total Cost Basis	Estimated Market Price	Estimated Market Value	Unrealized Gain/(Loss)	Accrued Interest	Estimated Interest	Estimated Current Annual Income	Yield%
MUNICIPAL BONDS (continued)										
SOUTH FORK MUN AUTH PA	12/23/98	10,000	8,631.90	97.9110	9,791.10	(208.90)	248.61	248.61	500	5.10
HOSP REV'S RF OID NPIG AUG98 05 000%JUL01 28										
MOODY'S BAA1 S&P BBB CUSIP 83786DCZ8										
PAR CALL DATE 01/30/12 PAR CALL PRICE 100.00										
SOUTH FORK MUN AUTH PA	06/13/00	15,000	13,522.05	95.6670	14,350.05	1,548.95	372.92	372.92	750	5.22
HOSP REV C RI OID NPIG AUG98 05 000%JUL01 28										
MOODY'S BAA1 S&P BBB CUSIP 83786DDSS3										
PAR CALL DATE 01/30/12 PAR CALL PRICE 100.00										
WASHINGTON CNTY PA HOSP	07/02/98	20,000	18,454.20	99.9960	19,999.20	20.85	509.65	509.65	1,025	5.12
AUTH REV OID AMBAC APR98 05 125%JUL01 28										
MOODY'S BAA2 S&P CUSIP 938592FX5										
PAR CALL DATE 01/30/12 PAR CALL PRICE 100.00										
ALLEGHENY PA INTER UNIT	12/23/04	10,000	8,558.90	87.3990	8,739.90	(974.10)	201.67	201.67	440	5.03
FDL FAC REV OID AMBAC APR04 04 400%JUL15 28										
MOODY'S AA S&P AA CUSIP 01739PAS9										
PAR CALL DATE 01/15/14 PAR CALL PRICE 100.00										
UNIONTOWN AREA PA SCH	02/25/05	50,000	45,874	101.6150	50,807.50	807.50	540.80	540.80	2,188	4.30
DISL RF OID AGM MAR05 04 375%OCT01 28										
MOODY'S AAS S&P AA CUSIP 909087GV4										
PAR CALL DATE 10/01/14 PAR CALL PRICE 100.00										
READING PA	11/20/08	10,000	10,340.10	113.1940	11,319.40	1,312.69	98.33	98.33	600	5.30
OID AGM LY CUS 06 000%NOV01 28										
MOODY'S AAS S&P AA CUSIP 755553VB7										
PAR CALL DATE 11/01/18 PAR CALL PRICE 100.00										
PRICING UNADJUSTED COST 100.0723-10.00723										

+

647

7151

13 of 50



CHARITABLE TR Account Number

YOUR CMA FOR TRUST ASSETS

December 01, 2011 - December 30, 2011

Description	Acquired	Quantity	Adjusted/Total Cost Basis	Estimated Market Price	Estimated Market Value	Unrealized Gain/(Loss)	Accrued Interest	Estimated Annual Income	Current Yield%
MUNICIPAL BONDS (continued)									
SCHUYLKILL CNTY PA INDL DEV AUTH REV A OID NCFG FEB 01/30/12 NOV 01/28 MOODY'S A1 S&P AA- CUSIP 8133301MFC PAR CALL DATE 01/30/12 PAR CALL PRICE 100.00	06/01/99	20,000	18,307.40	100.0870	20,017.40	612.05	163.89	1,000	4.99
PITTSBURGH-ALLGHNY PA PAA REV HOTEL OID AMBAC MAY 01/30/04 FEB 01/29 MOODY'S ... S&P ... CUSIP 724787AN7 PAR CALL DATE 01/30/12 PAR CALL PRICE 100.00	12/30/04	10,000	7,852.40	91.0770	9,107.70	(747.30)	186.25	450	4.94
PHILADELPHIA PA PKG AUTH PKG REV SER A OID AMBAC MAY 01/30/02 FEB 15/29 MOODY'S ... S&P ... CUSIP 718421X7 PAR CALL DATE 01/30/12 PAR CALL PRICE 100.00 ORIGINAL UNIT/TOTAL COST: 14,355.90	01/08/02	15,000	14,355.90	100.0910	15,013.65	13.65	295.31	788	5.24
HAVERFORD TWP PA RF OID ERO JUN 10/01/10 MOODY'S AA2 S&P ... CUSIP ... PAR CALL DATE 06/01/18 PAR CALL PRICE 100.00	05/18/10	60,000	53,422.80	104.1940	62,516.40	2,546.40	193.33	2,400	3.83
STATE PUB SBA PA REV SCHLGTD OID AGM PRF 13 SEP 09/03/03 MOODY'S AA2 S&P AA- CUSIP ...	09/03/03	10,000	10,977.30	106.6370	10,663.70	663.70	40.28	500	4.68
PENNSYLVANIA ST HIGHER EFA REV UPMC A OID AGM FEB 01/30/01 MOODY'S AA3 S&P AA CUSIP ... PAR CALL DATE 01/30/12 PAR CALL PRICE 100.00	01/11/01	20,000	19,713	100.0740	20,014.80	209.85	413.89	1,000	4.99
PA PENNSYLVANIA ST HIGHER ORIGINAL UNIT/TOTAL COST: 9,856.50	10/04/01	10,000	9,856.50	100.0740	10,007.40	7.40	206.94	500	4.99
Subtotal			30,000		30,022.20	217.25	620.83	1,500	4.99

CHARITABLE TR

Account Number

24-Hour Assistance: (800) MERRILL

YOUR CMA FOR TRUST ASSETS

December 01 2011 - December 30, 2011


MUNICIPAL BONDS (continued)	Acquired	Quantity	Adjusted/Total Cost Basis	Estimated Market Price	Estimated Market Value	Unrealized Gain/(Loss)	Estimated Accrued Interest	Estimated Annual Income	Current Yield%
WEST READING PA FGC-NAI1 01/13/12 PAR CALL PRICE 100.00	05/20/03 JUN03 04 300%OCT01 29 S&P BBB CUSIP 955550DL9	30,000	23,361.60	97.3280	29,198.40	(801.60)	318.92	1,290	4.41
HAMPTON TWP PA SCH DIST LI SER A REF UNID ACUM DEC06 04 250%NOV15 29	04/20/07 NOV15 29 S&P AA CUSIP 409504JS7	20,000	17,379.60	101.7140	20,342.80	407.45	106.25	850	4.17
PENNSYLVANIA TRK CMN OIL TX RV SRR RI OJD AMBAC NOV06 04 375%DEC01 29	10/16/09 NOV06 04 375%DEC01 29 CUSIP 109221MM2	20,000	17,451	101.8800	20,376.00	711.25	70.49	875	4.29
PENNSYLVANIA ST HIGH EDL FAC S AUTH REV REF MAY07 05 000%JUN01 30	12/13/07 JUN01 30 S&P BBB CUSIP 70917RKM6	25,000	22,404.75	98.4580	24,614.50	(190.10)	100.69	1,250	5.07
PENNSYLVANIA ST HIGHER EFA REF SER C RF OJD AUG05 04 500%JUL15 30	07/14/06 AUG05 04 500%JUL15 30 S&P AA- CUSIP 70917N715	30,000	28,755	102.8990	30,869.70	1,211.75	618.75	1,350	4.37
PENNSYLVANIA ST HIGHER Subtotal	10/26/07 NOV15 29 S&P AA- CUSIP 70917N715	40,000 70,000	38,340	102.8990	41,159.60 72,029.30	1,174.25 2,386.00	825.00 1,443.75	1,800 3,150	4.37 4.37
DELAWARE CNTY PA AUTH CUL SCH REV RI OJD APR10 04 250%NOV15 30	04/22/10 NOV15 30 S&P AA CUSIP 24600SLY7	20,000	17,683.20	102.8370	20,567.40	571.00	106.25	850	4.13

+

002

7.51

15 of 50



CHARITABLE TR Account Number

YOUR CMA FOR TRUST ASSETS

December 01, 2011 - December 30, 2011

Description	Acquired	Quantity	Adjusted/Total Cost Basis	Estimated Market Price	Estimated Market Value	Unrealized Gain/(Loss)	Estimated Accrued Interest	Estimated Current Annual Income	Estimated Current Yield%
MUNICIPAL BONDS (continued)									
MOUNT LEBANON PA SCH DVISI R SCH CID OID F6IC OC105 04 350%FEB15 31 MOODY'S A41 S&P *** CUSIP 621842PL1 PAR CALL DATE 02/15/16 PAR CALL PRICE 100.00	04/20/09	60,000	54,761.40	101.8480	61,108.80	3,999.05	978.75	2,610	4.27
PENNSYLVANIA ST HGHR EFA REV TEMPLE TRF OID MP-G JUN06 04 500%APR01 31 MOODY'S A43 S&P A, CUSIP 70917REY7 PAR CALL DATE 04/01/16 PAR CALL PRICE 100.00	11/07/07	15,000	13,434.60	101.4630	15,219.45	652.75	166.88	675	4.43
ROBINSON TWP PA MUN AUTH WTR R S&P R-VB OID AGM FEB07 04 450%MAY15 31 MOODY'S S&P AA CUSIP 170873LL9 PAR CALL DATE 05/15/17 PAR CALL PRICE 100.00	04/06/09	10,000	8810.20	101.1970	10,119.70	636.90	55.63	445	4.39
LEHIGH CNTY PA GEN PURP AGTH REV SFR B OID AGM OCT01 05 000%JUL01 31 MOODY'S A43 S&P ** CUSIP 524805U97 PAR CALL DATE 07/01/13 PAR CALL PRICE 100.00	05/20/02	5,000	4,850.10	101.0080	5,050.40	169.85	124.31	250	4.95
SCRANTON PA SFR B RE OID AMBAC AUG03 04 500%SEP01 31 MOODY'S *** S&P *** CUSIP 810759MA4 PAR CALL DATE 06/01/13 PAR CALL PRICE 100.00	07/22/03	20,000	15,538.80	85.2770	17,055.40	(2,854.60)	297.50	900	5.27
SCRANTON PA Subtotal	07/23/03	10,000 30,000	77,694.00	85.2770	8,527.70 25,583.10	(1,427.30) (4,281.90)	148.75 446.25	450 1,350	5.27 5.27
Δ BERKS CNTY PA MUN AUTH RIV RE ADINCA 3 RE OID JUL09 05 500%NOV01 31 MOODY'S A43 S&P AA CUSIP 084538JF8 PAR CALL DATE 11/01/19 PAR CALL PRICE 100.00 CMT-INT UNP 044 CUST 1070845 40.0379	06/25/09	40,000	40,388	107.9740	43,189.60	3,158.65	360.56	2,200	5.09

+

CHARITABLE TR

Account Number


24-Hour Assistance: (800) MERRILL

YOUR CMA FOR TRUST ASSETS

December 01, 2011 December 30, 2011

MUNICIPAL BONDS (continued)	Description	Acquired	Quantity	Adjusted/Total Cost Basis	Estimated Market Price	Estimated Market Value	Unrealized Gain/(Loss)	Estimated Accrued Interest	Estimated Annual Income	Current Yield%
PHILADELPHIA PA WTR-WWIR	03/19/07	30,000								
REV SER B RI OLD AMBAC	MAY07 04 250%NOV01 31									
MOODYS A+ S&P A CUSIP 717893SS1										
PAR CALL DATE 11/01/17 PAR CALL PRICE 100.00										
PINE-RICHLAND SCH DIST	12/05/03	50,000								
PA FGIC MBIA RE OLD FGIC	NOV03 04 625%NOV01 31									
MOODYS ** S&P A+ CUSIP 722740PX9										
PAR CALL DATE 11/01/13 PAR CALL PRICE 100.00										
PITTSBURGH PA WTR-SWR	03/15/02	30,000								
AUTH REV OLD AMBAC PRF 12	MAR02 05 125%DEC01 31									
MOODYS *** S&P AA- CUSIP 725304LP2										
MONTGOMERY CNTY PA	01/05/07	25,000								
SFR CMC DECO6 04 750%DEC15 31										
MOODYS AA S&P ** CUSIP 613379TF8										
PAR CALL DATE 12/15/16 PAR CALL PRICE 100.00										
READING PA SCH DIST	12/08/05	55,000								
OLD AGM DECO5 04 625%JAN15 32										
MOODYS S AA3 S&P AA- CUSIP 755638SK0										
PAR CALL DATE 01/15/16 PAR CALL PRICE 100.00										
PENNSYLVANIA ST PUB SBA	06/26/07	35,000								
SL RI BR SCHIGTD AG-A	DEC06 04 500%JUN01 32									
MOODYS AA2 S&P AA CUSIP 709207DK7										
PAR CALL DATE 12/01/16 PAR CALL PRICE 100.00										
PENNSYLVANIA ST PUB SBA	03/17/09	60,000								
Subtotal		95,000								
PHILADELPHIA PA GAS WKS	01/29/08	15,000								
MOODYS A+ S&P A+ CUSIP 722740PX9										
PAR CALL DATE 11/01/13 PAR CALL PRICE 100.00										

+



CHARITABLE TR Account Number

YOUR CMA FOR TRUST ASSETS

December 01, 2011 - December 30, 2011

Description	Acquired	Quantity	Adjusted/Total Cost Basis	Estimated Market Price	Estimated Market Value	Unrealized Gain/(Loss)	Estimated Accrued Interest	Estimated Current Annual Income	Yield%
MUNICIPAL BONDS (continued)									
PAR CALL DATE 10/01/17 PAR CALL PRICE 100.00									
ORIGINAL UNIT/TOTAL COST	101 4208	15,213.12							
Δ GATEWAY PA SCH DIST	08/17/04	20,000	19,623.80	101 7240	20,344.80	101 16	208 33	1,000	4 91
ALLEGHANY CNTY OIG FIC SEP03 05 000% OCT15 32									
MOODY'S AA3 S&P AA CUSIP 367748KG4									
PAR CALL DATE 10/15/13 PAR CALL PRICE 100.00									
ORIGINAL UNIT/TOTAL COST	101 6557	20,331.15							
Δ ALLEGHENY CNTY PA SAN	03/04/08	20,000	19,685.20	104 9250	20,985.00	982 05	80 56	1,000	4 76
AUTH SWR REV FIC JUL07 05 000% DEC01 32									
MOODY'S AA1 S&P AA+ CUSIP 017351WV0									
PAR CALL DATE 06/01/17 PAR CALL PRICE 100.00									
ORIGINAL UNIT/TOTAL COST	100 0162	20,003.25							
Δ SUSQUHNA AREA RAA PA ARP	07/14/04	30,000	25,044.00	92 7610	27,828.30	(2,172 32)	745 83	1,500	5 39
SYR SER B AMBAC MAY03 05 000% JAN01 33									
MOODY'S BAA3 S&P * CUSIP 269096A10									
PAR CALL DATE 01/01/13 PAR CALL PRICE 100.00									
ORIGINAL UNIT/TOTAL COST	100 0033	30,001.01							
PENNSYLVANIA ST TPK	11/18/08	25,000	23,989.75	103 8870	25,971.75	1,977 00	100 69	1,250	4 81
COMMON TPK REV A 1 AGC APPROB 05 000% JUN01 33									
MOODY'S AA3 S&P AA CUSIP 219223567									
PAR CALL DATE 06 01 18 PAR CALL PRICE 100.00									
STATE PUB SBA PA REV	08/15/03	15,000	16,465.95	106 6370	15,995 55	1,088 70	60 42	750	4 68
SCH GTD OIG ACM PRI 13 SEP03 05 000% JUN01 33									
MOODY'S AA2 S&P AA+ CUSIP 857322PZ6									
PHILA PA HOSP-HEF AUTH	03/25/08	20,000	17,148.60	100 8240	20,164.80	1,329.45	447 50	900	4 46
HOSP RV CHH DRENS A OIG FEB07 04 000% JUN01 33									
MOODY'S AA2 S&P AA CUSIP 111001A01									
PAR CALL DATE 01/01/17 PAR CALL PRICE 100.00									

24-Hour Assistance: (800) MERRILL


Account Number

YOUR CMA FOR TRUST ASSETS

December 01, 2011 - December 30, 2011

MUNICIPAL BONDS (continued)	Description	Acquired	Quantity	Adjusted/Total Cost Basis	Estimated Market Price	Estimated Market Value	Unrealized Gain/(Loss)	Accrued Interest	Estimated Annual Interest	Estimated Current Annual Income	Yield%
NORRISTOWN PA AREA SCH	10/19/06	20,000	17,139.20	99.8420	19,968.40	125.80	289.24	875	4.38		
	DJSI RFD FIC OCT06 04 375%SEP01 33										
	MOODY'S A-3 S&P *** CUSIP 656491MXZ										
	PAR CALL DATE 09/01/16 PAR CALL PRICE 100.00										
PHILADELPHIA PA GAS WKS	12/07/04	20,000	17,987	100.9380	20,187.60	(398.96)	330.56	1,000	4.95		
	REV FTH SER A 1 ACM OCT04 05 000%SEP01 33										
	MOODY'S A-3 S&P AA- CUSIP 717823Q92										
	PAR CALL DATE 09/01/14 PAR CALL PRICE 100.00										
	ORIGINAL UNIT/TOTAL COST 103.6316/20,726.32										
PHILADELPHIA PA GAS WKS	04/17/09	15,000	13,490.25	100.9380	15,140.70	136.95	247.92	750	4.95		
	ORIGINAL UNIT/TOTAL COST 100.0308/15,004.62										
	Subtotal		35,000	31,477.25	35,328.30	(262.01)	578.48	1,750	4.95		
MICHIGAN ST HSP FIN AUTH	10/07/09	25,000	22,488.75	100.6120	25,153.00	148.85	668.14	1,344	5.34		
	RFL HOSP HOLLAND A OID AUG04 05 375%JAN01 34										
	MOODY'S A-2 S&P A+ CUSIP 59465E7A5										
	PAR CALL DATE 01/01/14 PAR CALL PRICE 100.00										
	ORIGINAL UNIT/TOTAL COST 100.0218/25,005.46										
AMBRIDGE PA AREA SCH DT	08/18/09	30,000	25,705.20	100.4440	30,133.20	1,679.10	216.33	1,320	4.38		
	LTRF SCH CTD ACM EBD FEB07 04 400%NOV01 34										
	MOODY'S A-3 S&P AA CUSIP 02336ZLV6										
	PAR CALL DATE 11/01/12 PAR CALL PRICE 100.00										
FLORIDA HSG FIN CORP REV	10/21/09	10,000	8,443	99.2530	9,925.30	630.60	88.50	540	5.44		
	SER A AMBAC AMI APR09 05 400%NOV01 34										
	MOODY'S *** S&P A+ CUSIP 34073MPMB										
	PAR CALL DATE 01/30/12 PAR CALL PRICE 100.00										

+



Account Number:

YOUR CMA FOR TRUST ASSETS

December 01 2011 - December 30 2011

MUNICIPAL BONDS (continued)	Description	Acquired	Quantity	Adjusted/Total Cost Basis	Estimated Market Price	Estimated Market Value	Unrealized Gain/(Loss)	Accrued Interest	Estimated Annual Income	Estimated Current Yield%
READING PA SCH DIST	AGM AUG08 05 000% MAR01 35	07/23/08	25,000	23,949.25	104 7840	26,196.00	1,196.00	413 19	1,250	4 77
	MOODY'S AA3 S&P AA CUSIP 755638UQ4									
	PAR CALL DATE 09/01/13 PAR CALL PRICE 100 00									
Δ NORWIN PA SCH DIST	11/05/07	15,000		13,080.40	100 2580	15,038.70	4 97	166 88	675	4 48
	SER A RF SCH GTD CID AAM APR07 04 500% APR01 35									
	MOODY'S AA3 S&P AA CUSIP 669443HL7									
	PAR CALL DATE 04/01/17 PAR CALL PRICE 100 00									
	ORIGINAL UNIT/TOTAL COST 100 2502/15,037 53									
PENNSYLVANIA ST HGHR EFA	12/02/05	10,000		8059.80	90 0180	9,001.80	(998 20)	37 86	470	5 22
	REV MARYWOOD C OID RAAI DF 05 04 700% JUN01 35									
	MOODY'S AAA S&P BBB CUSIP 70917RAZ8									
	PAR CALL DATE 12/01/15 PAR CALL PRICE 100 00									
LEHIGH CNTY PA GEN PURP	05/15/09	10,000		9,195.10	102 9610	10,296.10	602 40	248 61	500	4 85
	HOSP REV AGM SEP05 05 000% JUL01 35									
	MOODY'S AA3 S&P AA CUSIP 2480GZ7									
	PAR CALL DATE 07/01/19 PAR CALL PRICE 100 00									
Δ SOUTH FORK MUN AUTH PA	04/15/10	10,000		9,167	104 4730	10,447 30	155 08	267 26	538	5 14
	HOSP REV SER B OID ARC SEP05 05 375% JUL01 35									
	MOODY'S AA3 S&P AA CUSIP 83766DFR3									
	PAR CALL DATE 07/01/17 PAR CALL PRICE 100 00									
	ORIGINAL UNIT/TOTAL COST 100 0666/10,310 66									
Δ PENNSYLVANIA ST HGHR EFA	07/16/07	15,000		12,996	91 9480	13,792 20	(1,631 53)	310 42	750	5 43
	REV UNIV PPAYS A RF C/F/G FRCG 05 000% AUG01 35									
	MOODY'S BAA3 S&P BBB CUSIP 70917RCE3									
	PAR CALL DATE 08/01/17 PAR CALL PRICE 100 00									
	ORIGINAL UNIT/TOTAL COST 100 1973/15,479 60									

+

CHARITABLE TR

Account Number


24-Hour Assistance: (800) MERRILL

YOUR CMA FOR TRUST ASSETS

December 01, 2011 - December 30, 2011

MUNICIPAL BONDS (continued)	Quantity	Adjusted/Total Cost Basis	Estimated Market Price	Estimated Market Value	Unrealized Gain/(Loss)	Estimated Annual Interest	Estimated Current Yield%
CONNEAUT PA SCH DIST SFR A RE OID AGM MAY07 04 375%NOV01 35 MOODY'S A43 S&P AA CUSIP 297515FR2 PAR CALL DATE 11/01/17 PAR CALL PRICE 100.00	30,000	20,658	98.4810	29,544.30	508.55	215.10	1,313 4.44
PA PENNSYLVANIA ST HGRH EFA REV IEMPLE 1 RF OID NPFG JUN06 04 500%APR01 36 MOODY'S A43 S&P A- CUSIP 70917REAR PAR CALL DATE 04/01/16 PAR CALL PRICE 100.00 ORIGINAL UNIT/TOTAL COST 100.0132/25 003 32	25,000	21,410.50	100.6480	25,162.00	159.09	278.13	1,125 4.47
DA HARRISBURG PA PKG AUTH PKC REV R GUAR OID SYNGI JAN07 04 500%MAY15 36 MOODY'S A+ S&P ++ CUSIP 414734DW0 PAR CALL DATE 11/15/16 PAR CALL PRICE 100.00 ORIGINAL UNIT/TOTAL COST 100.0317/15.004 76	15,000	9,679.80	68.4800	10,272.00	(4,732.24)	84.38	675 6.57
DAUPHIN CNTY PA GEN AUTH HEATH S&S REVA RE OID JUN09 06 000%JUN01 36 MOODY'S A2 S&P A CUSIP 23825CCL6 PAR CALL DATE 06/01/10 PAR CALL PRICE 100.00	5,000	4,948.35	104.1810	5,209.05	333.50	24.17	300 5.75
DAUPHIN CNTY PA GEN AUTH Subtotal	10,000 15,000	9,896.70 14,845.05	104.1810	10,418.10 15,627.15	544.30 877.80	48.33 72.50	600 5.75 900 5.75
MIAMI-DADE CO FL AVTN RV S R A B O AGM AMT DEC02 05 000%OCT01 36 MOODY'S A43 S&P AA CUSIP 59333PFC9 PAR CALL DATE 10/01/12 PAR CALL PRICE 100.00	10,000	8,557.90	100.0870	10,008.70	319.60	124.85	505 5.04
LANCASTER CNTY PA HOSP HEATH S&S REVA RE OID NOV06 05 000%NOV01 36 MOODY'S A S&P A CUSIP 514015X14 PAR CALL DATE 11/01/10 PAR CALL PRICE 100.00	10,000	9,313.70	100.4620	10,046.20	381.60	81.94	500 4.97

+



Account Number

YOUR CMA FOR TRUST ASSETS

December 01, 2011 December 30, 2011

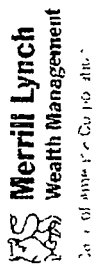
MUNICIPAL BONDS (continued)	Description	Acquired	Quantity	Adjusted/Total Cost Basis	Estimated Market Price	Estimated Market Value	Unrealized Gain/(Loss)	Accrued Interest	Estimated Annual Income	Current Yield%
Δ PENNSYLVANIA ST HIGHER	EDL FACS AUTH REV MPFG 06/07 05 0002AAV01 37	03/24/08	10,000	89,271	103 5210	10,352.10	244 47	81 94	500	4 82
	MOODY'S BAA2 S&P BBB CUSIP 70517RMX3									
	PAR CALL DATE 11/01/17 PAR CALL PRICE 100 00									
	ORIGINAL UNIT/TOTAL COST 101 1830 IC 118 30									
PHILADELPHIA PA AUTH FOR	INDL DEV REVS A RF OID AUG08 05 0002MAV01 37	08/18/08	30,000	27,341.10	104 1220	31,236.60	1,284.30	245 83	1,500	4 80
	MOODY'S AA3 S&P AA CUSIP 717811 355									
	PAR CALL DATE 05/01/18 PAR CALL PRICE 100 00									
PHILA PA HOSP-HEF AUTH	HOSP RV CHILDRENS A OID FEB07 01 5000 0101 37	05/27/10	50,000	42,259	100 8240	50,412.00	426 00	1,118 75	2,250	4 46
	MOODY'S AA2 S&P AA CUSIP 717933 554									
	PAR CALL DATE 07/01/17 PAR CALL PRICE 100 00									
PENNSYLVANIA HFA SIN FM	MTG RV SER 97A AMT MAR07 04 7000 0101 37	07/12/07	30,000	26,325	100 2890	30,086.70	1,479 10	348 58	1,410	4 68
	MOODY'S AA2 S&P AA+ CUSIP 708240 101									
	PAR CALL DATE 10/01/16 PAR CALL PRICE 100 00									
UNITY TWP PA MUN AUTH	SWR REV RF OID AGM SEP04 04 5000 0101 37	09/08/04	20,000	18,262	101 0800	20,216.00	216 00	78 14	970	4 79
	MOODY'S AA3 S&P AA CUSIP 91248 464									
	PAR CALL DATE 12/01/14 PAR CALL PRICE 100 00									
READING PA SCH DIST	OID AGM AUG08 04 7500 0440 33	07/17/08	10,000	9,021.70	101 8250	10,182.50	232 50	157 01	475	4 66
	MOODY'S AA3 S&P AA CUSIP 7550 2815									
	PAR CALL DATE 09/01/18 PAR CALL PRICE 100 00									
Δ GOLDEN ST TOB SCRITZN CRP	AA3 SER A RF FCIC ALCOA 01 0000 0101 37	10/07/09	35,000	29,795.83	97 1400	33,999.00	(1,005 78)	140 97	1,750	5 14

CHARITABLE TR Account Number 24-Hour Assistance: (800) MERRILL

YOUR CMA FOR TRUST ASSETS

December 01, 2011 - December 30, 2011

Description	Acquired	Quantity	Adjusted/Total Cost Basis	Estimated Market Price	Estimated Market Value	Unrealized Gain/(Loss)	Estimated Accrued Interest	Estimated Current Annual Income	Yield%
MUNICIPAL BONDS (continued)									
PAR CALL DATE 06/01/15 PAR CALL PRICE 100.00									
ORIGINAL UNIT/TOTAL COST	100 0160735,005 63								
Δ CALIFORNIA STATEWIDE CDA	09/24/10	15,000	13,147.15	101 6260	15,243.90	(355 67)	284 06	758	4 96
REV SUTTR SER CAGM FEB04 05 050%JUG15 38									
MOODY'S A43 S&P AA CUSIP 130795TF7									
PAR CALL DATE 08/15/18 PAR CALL PRICE 100 00									
ORIGINAL UNIT/TOTAL COST	104 3454715 631 81								
COLORADO HEALTH FACS	02/24/10	10,000	8,174.40	98 7700	9,877.00	697 30	148 75	450	4 55
AUTH REV CATHOLIC AOID NOV06 04 500%SEP01 38									
MOODY'S A42 S&P AA CUSIP 19648ADE2									
PAR CALL DATE 09/01/16 PAR CALL PRICE 100 00									
Δ STATE PUB SBA PALSE REV	09/07/10	20,000	18,446.10	102 5970	20,519.40	48 83	322 29	975	4 75
SCHITP OIA AGC EBD MAY09 04 875%MAR01 35									
MOODY'S A43 S&P AA CUSIP 85732GJP6									
PAR CALL DATE 09/01/14 PAR CALL PRICE 100 00									
ORIGINAL UNIT/TOTAL COST	102 912520,582 51								
Δ GEISINGER AUTH PA HEALTH	05/21/09	5,000	4856.10	105 2630	5,263.15	131 24	21 15	263	4 98
SYS REV SER A OIA JUN09 05 250%JUN01 39									
MOODY'S A42 S&P AA CUSIP 36849JFR9									
PAR CALL DATE 06/01/19 PAR CALL PRICE 100 00									
ORIGINAL UNIT/TOTAL COST	102 855675 141 78								
PENNSYLVANIA ST TPK	01/26/09	30,000	27,854.40	103 7590	31,127 70	2,208 90	120 83	1,500	4 81
COMMON TRK REV A OIA ACC JAN09 05 000%JUN01 39									
MOODY'S A43 S&P AA CUSIP 709223VW8									
PAR CALL DATE 06/01/19 PAR CALL PRICE 100 00									
ORIGINAL UNIT/TOTAL COST	102 855675 141 78								
PENNSYLVANIA ST TPK	01/29/09	35,000	32,496.80	103 7590	36,315 65	1,718 15	140 97	1,750	4 81
Subtotal		65,000	60,351.20		67,443.35	3,927 05	261 80	3,250	4 81



CHARITABLE TR Account Number

YOUR CMA FOR TRUST ASSETS

December 01, 2011 December 30, 2011

MUNICIPAL BONDS (continued)	Description	Acquired	Quantity	Adjusted/Total Cost Basis	Estimated Market Price	Estimated Market Value	Unrealized Gain/(Loss)	Estimated Accrued Interest	Estimated Current Annual Income	Yield%
Δ PENNSYLVANIA ECON DFA	WTR REV AQUA A OID BHAC JUL09 05 000%0C101 39	12/15/10	15,000	14,773.80	107.1540	16,073.10	1,041.04	185.42	750	4.66
	MOODY'S A41 S&P AA CUSIP 70869RAG8									
	PAR CALL DATE 10/01/19 PAR CALL PRICE 100.00									
	ORIGINAL UNIT/TOTAL COST 100.2287/15.034 31									
Δ CENTRE CO PA HOSP AUTH	REV HOSP-MT OID AGC MAR09 06 125%NOV15 39	12/08/09	10,000	10,056	103.8410	10,384.10	(150.15)	76.56	613	5.89
	MOODY'S A44 S&P AA CUSIP 156273CD4									
	PAR CALL DATE 11/15/14 PAR CALL PRICE 100.00									
	ORIGINAL UNIT/TOTAL COST 106.5123/10.651 23									
NORTHAMPTON CNTY PA GEN	PURP AUTH REV HIGHER OID MAR09 05 000%NOV15 39	03/12/09	20,000	19,202.20	105.4130	21,082.60	1,282.60	125.00	1,000	4.74
	MOODY'S A42 S&P AA CUSIP 663507CL3									
	PAR CALL DATE 05/15/19 PAR CALL PRICE 100.00									
Δ ALASKA ST HSG FIN CORP	SFA OCT02 05 000%DEC01 39	03/11/10	10,000	9,775.30	100.2780	10,027.80	3.92	40.28	500	4.98
	MOODY'S A44 S&P AA CUSIP 011832UD2									
	PAR CALL DATE 10/01/12 PAR CALL PRICE 100.00									
	ORIGINAL UNIT/TOTAL COST 100.4477/10.044 77									
Δ PHILADELPHIA PA HSP-HEFA	REV HEALTH SER B RT OID JUL10 05 000%MMY15 40	07/06/10	15,000	13,466.40	103.1000	15,485.00	291.43	93.75	750	4.84
	MOODY'S A43 S&P AA CUSIP 717825PS6									
	PAR CALL DATE 05/15/20 PAR CALL PRICE 100.00									
	ORIGINAL UNIT/TOTAL COST 101.2310/15.184 75									
Δ ALLEGHENY CNTY PA SAN	AUTH SWR REV RT AGM OCT10 05 300%JUN01 40	11/17/10	20,000	18,967.40	106.6640	21,332.80	1,245.72	80.56	1,000	4.68
	MOODY'S A43 S&P AA CUSIP 017357AY5									

+

CHARITABLE TR

Account Number


24-Hour Assistance: (800) MERRILL

YOUR CMA FOR TRUST ASSETS

December 01, 2011 - December 30, 2011

MUNICIPAL BONDS (continued)	Description	Acquired	Quantity	Adjusted/Total Cost Basis	Estimated Market Price	Estimated Market Value	Unrealized Gain/(Loss)	Accrued Interest	Estimated Annual Income	Current Yield%
	PAR CALL DATE 12/01/20 PAR CALL PRICE 100.00									
	ORIGINAL UNIT/TOTAL COST 100.4513/20,092.26									
ST MARY HOSP AUTH PA	03/23/10 50,000			43,057.50	100.9220	50,461.00	461.00	312.50	2,500	4.95
HEALTH SYS REV A RT OID APR10 05 000%NOV15 40										
MOODY'S A2 S&P A CUSIP 85230MCA0										
PAR CALL DATE 11/15/20 PAR CALL PRICE 100.00										
Δ MIAMI-DADE CNTY FLA	02/24/10 15,000			13,287.45	102.4670	15,370.05	264.45	185.42	750	4.87
AVATION REV B OID AGM JUN08 05 000%OCT01 41										
MOODY'S AAS S&P AA CUSIP 59333PUR7										
PAR CALL DATE 10/01/18 PAR CALL PRICE 100.00										
ORIGINAL UNIT/TOTAL COST 100.7628/15,114.42										
PENNSYLVANIA ECON DFA	10/28/10 15,000			13,135.20	101.9860	15,297.90	621.15	54.38	675	4.41
WTR REV AQUA PF B OID NOV10 04 500%DEC01 42										
MOODY'S A++ S&P AA CUSIP 70869RAP8										
PAR CALL DATE 12/01/20 PAR CALL PRICE 100.00										
Δ ATLANTA GA WTR &	05/13/10 10,000			9,005.20	101.8980	10,189.80	42.43	81.94	500	4.90
WASTEWTR REV AGM SEP04 05 000%NOV01 43										
MOODY'S A++ S&P AA- CUSIP 047870FF2										
PAR CALL DATE 11/01/14 PAR CALL PRICE 100.00										
ORIGINAL UNIT/TOTAL COST 101.7993/10,179.93										
Δ ATWATER CALIF PUB FING	01/28/10 10,000			8,944.20	104.7630	10,476.30	470.36	86.04	525	5.01
WTR WASHTER REV AGM JAN10 05 250%MAY01 45										
MOODY'S A++ S&P AA CUSIP 049887CE0										
PAR CALL DATE 05/01/19 PAR CALL PRICE 100.00										
ORIGINAL UNIT/TOTAL COST 100.0598/10,005.98										
Δ DISTRICT COLUMBIA HOSP	10/16/09 20,000			17,876	101.6010	20,320.20	314.87	481.25	1,050	5.16
WTR DISTRICTS ORG AGM APR08 05 250%JUL15 44										
MOODY'S A++ S&P A++ CUSIP 241764HF2										

+



Account Number

YOUR CMA FOR TRUST ASSETS

December 01, 2011 - December 30, 2011

Description	Acquired	Quantity	Adjusted/Total Cost Basis	Estimated Market Price	Estimated Market Value	Unrealized Gain/(Loss)	Accrued Interest	Estimated Annual Income	Current Yield%
MUNICIPAL BONDS (continued)									
PAR CALL DAIL 07/15/16 PAR CALL PRICE 100.00 ORIGINAL UNIT/TOTAL COST 100.0289/20.00578									
A MED CTR HSP AT GA RV ANTIC CTR RE OLD AGM SEP10 05.000% AUG 31 45 MOODY'S A43 S&P AA CUSIP 584521FF1 PAR CALL DAIL 08/01/20 PAR CALL PRICE 100.00 ORIGINAL UNIT/TOTAL COST 103.3475/10.23475	09/08/10	10,000	8,667.80	100.8990	10,089.90	(224.82)	206.94	500	4.95
RHODE ISLAND HSG & MTG FIN CORP SER S3 B AM3 SFY06 05.000% JC101 46 MOODY'S A42 S&P AA- CUSIP 7622124HR PAR CALL DAIL 04/01/16 PAR CALL PRICE 100.00	07/07/10	20,000	17,349.60	99.7470	19,949.40	743.40	247.22	1,000	5.01
TOTAL		2,960,000	2,732,721		3,010,434.00 ✓	100,552.02	37,092.98	139,140	4.62
PREFERRED STOCKS									
BANK OF AMERICA SER J 06 375% PERPETUAL MOODY'S BAA3 S&P BB+ CUSIP 060501617	11/09/05	800	16,604	18.2300	14,584.00	(5,416.00)		1,275	8.73
BNY CAPITAL TRUST IV DEFINI TRPFD SECS SRF 6.875% DEF 2010 CUSIP MOODY'S A1 S&P BBR CUSIP 090566201	04/11/01	600	15,063	25.9800	15,588.00	622.62		1,031	6.61
COMCAST CORP UNSECURED NOTES SER B 7.00% SEP 15 2015 MOODY'S BAA1 S&P BBB- CUSIP 2003000074	09/14/06	400	10,218	25.5900	10,236.00	236.00		700	6.83
FEDERAL HOME LN MTGE NON-CUM PFD SIK 5.10% PERP. PAJ MOODY'S CA S&P C CUSIP 3134001955	12/15/10	400	420	1.9000	760.00	292.00			

CHARITABLE TR

Account Number


24-Hour Assistance: (800) MERRILL

YOUR CMA FOR TRUST ASSETS

December 01, 2011 - December 30, 2011

Description	Acquired	Quantity	Adjusted/Total Cost Basis	Estimated Market Price	Estimated Market Value	Unrealized Gain/(Loss)	Estimated Accrued Interest	Estimated Current Annual Income	Yield%
PREFERRED STOCKS (continued)									
FEDERAL NATIONAL MTG ASS	04/09/08	20	17.20	1 7000	34.00	(710.52)			
PERPETUAL 05 125% PFD NON-CUM									
MOODY'S CA S&P C CUSIP 313586844									
FEDERAL NATIONAL MTG ASS	04/23/08	621	534.06	1 7000	1,055.70	(21,087.95)			
FEDERAL NATIONAL MTG ASS	06/13/08	125	107.50	1 7000	212.50	(4,066.25)			
FEDERAL NATIONAL MTG ASS	06/24/08	665	571.90	1 7000	1,130.50	(20,088.00)			
Subtotal		1,431	1,230.66		2,432.70	(45,952.72)			
FREDDIE MAC	04/09/08	390	405.6	1 8000	702.00	(14,532.50)			
PFD STK PERPETUAL 05 700%									
MOODY'S CA S&P C CUSIP 313400731									
FREDDIE MAC	04/09/08	275	286	1 8000	495.00	(10,285.00)			
Subtotal		665	691.60		1,197.00	(24,817.50)			
GENERAL AMERICAN INVESTR	09/17/03	400	99.50	25 4700	10,188.00	188.00		595	5.83
SERIES B 25.950% PFD PERP CUM									
MOODY'S AAA S&P CUSIP 358802401									
GENERAL ELECTRIC CAPITAL	06/13/02	200	517.2	26 3400	5,268.00	268.00		332	6.28
PUBLIC WORKING NGHS DE 525% JUN 28 2032									
MOODY'S AA2 S&P AA CUSIP 369622521									
GENERAL ELECTRIC CAPITAL	02/14/03	600	14,916.1	25 4700	15,282.00	282.00		881	5.76
SEMI-ANNUAL PFD 5% 87% FFBS 18 2013									
MOODY'S A2 S&P AA CUSIP 458022493									
GOLDMAN SACHS GROUP INC	10/15/10	100	22.10	17 4100	1,741.00	(558.30)		103	5.87
NEW YORK SER C 11% PERPETUAL									
MOODY'S Baa2 S&P BB CUSIP 3844XG099									
GOLDMAN SACHS GROUP INC	10/15/10	500	11,050	17 4100	8,705.00	(2,774.73)		511	5.87
GOLDMAN SACHS GROUP INC	10/15/10	400	8446	17 4100	6,964.00	(2,215.79)		409	5.87
GOLDMAN SACHS GROUP INC	06/15/11	2,000	46280	17 4100	34,820.00	(11,460.00)		2,044	5.87

+



Account Number

YOUR CMA FOR TRUST ASSETS

December 01, 2011 - December 30, 2011

PREFERRED STOCKS (continued)	Description	Acquired	Quantity	Adjusted/Total Cost Basis	Estimated Market Price	Estimated Market Value	Unrealized Gain/(Loss)	Accrued Interest	Estimated Annual Income	Current Yield%
GOLDMAN SACHS GROUP INC		08/25/11	1,000	20,150	17,410.00	17,410.00	(2,740.00)		1,022	5.87
	Subtotal		4,000	85,920		69,640.00	(19,748.82)		4,089	5.87
JPM CAPXXVIII SER BB \$25		06/16/11 ✓	877	22,556.44	25,510.00	22,372.27	(184.17)		1,579	7.05
	CAP SEC 7.2% FIX TO FLI DUE 12/22/2039									
	MOODY'S A2 S&P ... CUSIP 48124Y204									
JPM CAPXXVIII SER BB \$25		06/17/11 ✓	1,123	28,883.56	25,510.00	28,647.73	(235.83)		2,022	7.05
JPM CAPXXVIII SER BB \$25		08/25/11 ✓	1,000	26,050.00	25,510.00	25,510.00	(540.00)		1,801	7.05
	Subtotal		3,000	77,490.00		76,530.00	(960.00)		5,402	7.05
MERRILL LYNCH CAP TRI		12/07/06	800	17,572	18,600.00	14,880.00	(5,120.00)		1,290	8.66
	TRUST PREFERRED SFL 6.45% DECEMBER 1, 2066									
	MOODY'S BAA2 S&P BB+ CUSIP 590199204									
METLIFE INC		06/24/10	700	16,502.50	22,000.00	15,400.00	(662.95)		708	4.59
	3M LIBOR 100 4% FLOOR NON-CUM FLOOR RATE PFD									
	MOODY'S BAA2 S&P BBB CUSIP 59153R501									
METLIFE INC		06/24/10	100	23,571.50	22,000.00	2,200.00	(94.94)		102	4.59
METLIFE INC		06/24/10	100	23,571.50	22,000.00	2,200.00	(97.94)		102	4.59
METLIFE INC		06/24/10	100	23,571.50	22,000.00	2,200.00	(98.94)		102	4.59
METLIFE INC		06/15/11 ✓	2,000	48,463.00	22,000.00	44,000.00	(4,460.00)		2,023	4.59
	Subtotal		3,000	72,035		66,000.00	(5,414.77)		3,037	4.59
MORGAN STANLEY		06/16/11 ✓	1,601	33,124.69	14,710.00	23,550.71	(9,573.98)		1,637	6.94
	NEW MCNEY SFR A FI 1% PERPETUAL									
	MOODY'S BAA2 S&P BB+ CUSIP 617475504									
MORGAN STANLEY		06/17/11 ✓	399	8,251.32	14,710.00	5,869.29	(2,382.03)		408	6.94
MORGAN STANLEY		10/06/11 ✓	300	4,830.00	14,710.00	4,413.00	(417.00)		307	6.94
MORGAN STANLEY		10/06/11 ✓	300	4,794.00	14,710.00	4,413.00	(381.00)		307	6.94
MORGAN STANLEY		10/06/11 ✓	100	1,600.00	14,710.00	1,471.00	(129.00)		103	6.94

CHARITABLE TR

Account Number

24-Hour Assistance (800) MERRILL

YOUR CMA FOR TRUST ASSETS


December 01, 2011 - December 30, 2011

PREFERRED STOCKS (continued)	Description	Acquired	Quantity	Adjusted/Total Cost Basis	Estimated Market Price	Estimated Market Value	Unrealized Gain/(Loss)	Accrued Interest	Estimated Current Annual Income	Current Yield%
	MORGAN STANLEY	10/06/11 ✓	200	3,202.00	14,710.00	2,942.00	(260.00)		205	6.94
	MORGAN STANLEY	10/06/11 ✓	100	1,602.00	14,710.00	1,471.00	(131.00)		103	6.94
	<i>Subtotal</i>		3,000	57,404.01	44,130.00	44,130.00	(13,274.01)		3,070	6.94
	TOTAL		19,296	384,731.27 ✓	346,715.70	346,715.70	(118,815.20)		21,702	6.26

PLEASE REFER TO NOTES BELOW FOR INFORMATION REGARDING CREDIT RATINGS.

EQUITIES	Description	Symbol	Acquired	Quantity	Unit Cost Basis	Total Cost Basis	Estimated Market Price	Estimated Market Value	Unrealized Gain/(Loss)	Annual Income	Current Yield%
	ABBOTT LABS	ABT	10/31/96	200	25.8426	9613	56,230.00	11,246.00	6,477.48	384	3.41
			11/11/10	70	52.1267	3364.85	56,230.00	3,936.10	287.23	135	3.41
	<i>Subtotal</i>			270		12977.55		15,182.10	6,764.71	519	3.41
	AT&T INC	T	11/09/90	23	28.7156	673.31	30,240.00	695.52	35.06	41	5.82
			09/10/02	31	30.8367	957.51	30,240.00	937.44	(18.50)	55	5.82
			04/22/04	335	23.7630	906.96	30,240.00	10,130.40	2,169.79	590	5.82
			06/24/04	390	20.0577	11417.06	30,240.00	11,793.60	3,971.06	687	5.82
	<i>Subtotal</i>			100	26.0356	2927.45	30,240.00	3,024.00	420.44	176	5.82
			02/26/10	879		25,732.29		26,580.96	6,577.85	1,549	5.82
	BANK OF AMERICA CORP	BAC	11/05/93	368	11.3478	4500.88	5,560.00	2,046.08	(2,129.92)	15	71
	BP PLC	BP	11/16/09	150	60.6907	9003.25	42,740.00	6,411.00	(2,692.61)	252	3.93
			11/17/11	150	42.6056	6390.84	42,740.00	6,411.00	20.16	252	3.93
	<i>Subtotal</i>			300		12,993.09		12,822.00	(2,672.45)	504	3.93
	BRISTOL-MYERS SQUIBB CO	BMJ	03/28/06	335	25.6273	8942.83	35,240.00	11,805.40	3,220.23	456	3.85
	CAMPBELL SOUP CO	CPB	11/16/09	200	34.3562	6941.11	33,240.00	6,648.00	(223.25)	232	3.48
	COMCAST CORP NEW CL A	CMCSA	11/09/90	72	15.3537	1572.84	23,710.00	1,707.12	601.65	33	1.89
			09/10/02	97	16.4952	318.47	23,710.00	2,299.87	699.83	44	1.89
	<i>Subtotal</i>			169		3091.81		4,006.99	1,301.48	77	1.89
	DU PONT E I DE NEMOURS	DD	11/10/95	160	31.4990	7880.08	45,780.00	7,324.80	2,284.95	263	3.58
	EXELON CORPORATION	EXC	04/21/97	400	9.8750	16396	43,370.00	17,348.00	13,397.99	841	4.84

+



CHARITABLE TR Account Number

YOUR CMA FOR TRUST ASSETS

Description		Symbol	Acquired	Quantity	Unit Cost Basis	Total Cost Basis	Estimated Market Price	Estimated Market Value	Unrealized Gain/(Loss)	Annual Income	Estimated Current Yield%
EQUITIES (continued)											
EXXON MOBIL CORP COM		XOM	11/21/01	200	39.0596	14410	84.7600	16,952.00	9,140.08	376	2.21
FAIRPOINT COMMUNICATIONS INC			10/04/91	3	6.9300	20.8	WOR	N/A	N/A		
FIRSTENERGY CORP		FE	03/16/05	100	42.5253	3580	44.3000	4,430.00	177.47	220	4.96
Subtotal			03/16/05	100	42.4817	3586	44.3000	4,430.00	181.83	220	4.96
GENERAL ELECTRIC		GE	11/17/08	500	16.0181	7172	17.9100	8,955.00	945.92	340	3.79
GLAXOSMITHKLINE PLC ADR		GSK	05/27/98	125	49.3668	4982.34	45.6300	5,703.75	(467.10)	276	4.83
HEINZ H J CO PV 25CT		HNZ	06/11/92	100	22.1670	5023	54.0400	5,404.00	3,187.30	192	3.55
Subtotal			10/03/95	50	22.1760	2511.50	54.0400	2,702.00	1,593.20	96	3.55
KIMBERLY CLARK		KMB	11/11/10	80	64.3271	4968.80	73.5600	5,884.80	4,780.50	288	3.55
KRAFT FOODS INC VA CL A		KFT	11/11/10	100	31.9012	3141.50	37.3600	3,736.00	738.63	224	3.80
MCDONALDS CORP COM		MCD	05/23/08	100	59.1676	7118	100.3300	10,033.00	545.88	116	3.10
MEDCO HEALTH SOLUTIONS I		MHS	08/12/93	96	3.3064	602.88	55.9000	5,366.40	4,116.24	280	2.79
MERCCK AND CO INC SHS		MRK	08/12/93	400	13.9564	14678	37.7000	15,080.00	5,048.98	672	4.45
PFIZER INC		PFE	09/05/07	600	25.2981	10300.50	21.6400	12,984.00	(2,194.88)	528	4.06
Subtotal			11/11/10	132	17.7863	2266.11	21.6400	2,856.48	508.68	117	4.06
PNC FINCL SERVICES GROUP		PNC	10/12/93	1,232	18.1754	9,087.70	21.6400	10,820.00	1,732.30	440	4.06
PPL CORPORATION		PPL	03/28/06	275	23.4597	21,654.31	57.6700	26,660.48	46.10	1,085	4.06
Subtotal			08/07/09	200	30.7466	12,545.01	29.4200	12,168.37	7,218.37	296	2.42
UGI CORP NEW		UGI	01/19/99	300	7.4500	6987.75	29.4200	8,090.50	(364.82)	385	4.75
Subtotal			02/09/99	300	7.0333	5082	29.4200	5,884.00	(181.76)	280	4.75
Subtotal				475		12,069.75		13,974.50	(546.58)	665	4.75
Subtotal				300		9514.50		8,820.00	6,585.00	312	3.53
Subtotal				300		9514.50		8,820.00	6,710.00	312	3.53
Subtotal				600		19,029		17,640.00	13,295.00	624	3.53

CHARITABLE TR

Account Number

24-Hour Assistance. (800) MERRILL

YOUR CMA FOR TRUST ASSETS


December 01, 2011 - December 30, 2011

EQUITIES (continued)	Description	Symbol	Acquired	Quantity	Unit Cost Basis	Cost Basis	Estimated Market Price	Estimated Market Value	Unrealized Gain/(Loss)	Annual Income	Estimated Current Yield%
	VERIZON COMMUNICATNS COM	VZ	10/04/91	200	20.9654	6932	40.1200	8,024.00	3,830.92	400	4.98
			02/26/10	100	28.4007	3466	40.1200	4,012.00	1,171.93	200	4.98
			10/06/11	300	35.7956	10,738.68	40.1200	12,036.00	1,297.32	600	4.98
	<i>Subtotal</i>			<i>600</i>		<i>21,156.68</i>		<i>24,072.00</i>	<i>6,300.17</i>	<i>1,200</i>	<i>4.98</i>
	WASTE MANAGEMENT INC NEW	WM	11/11/10	100	36.6110	3624.50	32.7100	3,271.00	(390.10)	136	4.15
	WELLS FARGO & CO NEW DEL	WFC	05/27/98	320	19.5512	9504.80	27.5600	8,819.20	2,559.61	154	1.74
	TOTAL					279,123.68		299,046.83	91,710.01	11,628	3.89

RESEARCH RATINGS

Security	Symbol	BofAML Research	Morningstar	S&P
ABBOTT LABS	ABT	Neutral (A27)	Buy	Buy
AT&T INC	T	Neutral (A27)	Hold	Buy
BP PLC SPON ADR	BP	Buy (C17)	Buy	Hold
BRISTOL-MYERS SQUIBB CO	BMY	Neutral (A27)	Hold	Buy
COMCAST CORP NEW CL A	CMCSA	Buy (B17)	Buy	Buy
CAMPBELL SOUP CO	CPB	Neutral (B27)	Buy	Hold
DU PONT E I DE NEMOURS	DD	Buy (B17)	Hold	Buy
EXXON MOBIL CORP COM	XOM	Buy (A17)	Buy	Buy
EXELON CORPORATION	EXC	Buy (B17)	Buy	Buy
FIRSTENERGY CORP	FE	Buy (B17)	Buy	Buy
GLAXOSMITHKLINE PLC ADR	GSK	Buy (A17)	Hold	Hold
GENERAL ELECTRIC	GE	Neutral (B27)	Buy	Buy
HEINZ H J CO PV 25CT	HNZ	Neutral (A27)	Hold	Buy
KRAFT FOODS INC VA CL A	KFT	Buy (B17)	Hold	Hold
KIMBERLY CLARK	KMB	Buy (A17)	Hold	Hold
MEDCO HEALTH SOLUTIONS I	MHS	Buy (B19)	Buy	Hold
MERCK AND CO INC SHS	MRK	Buy (A17)	Buy	Buy
MCDONALDS CORP COM	MCD	Buy (B17)	Hold	Buy

+



Account Number

YOUR CMA FOR TRUST ASSETS

December 01, 2011 December 30, 2011

RESEARCH RATINGS (continued)

Security	Symbol	BofAML Research	Morningstar	S&P
PPL CORPORATION	PPL	Buy (B17)	Buy	Buy
PNC FINCL SERVICES GROUP	PNC	Buy (A17)	Under Review	Buy
PFIZER INC	PFE	Buy (A17)	Buy	Buy
VERIZON COMMUNICATNS COM	VZ	Neutral (A27)	Hold	Hold
WASTE MANAGEMENT INC NEW	WM	N/A	Hold	Hold
WELLS FARGO & CO NEW DEL	WFC	Buy (B17)	Buy	Buy

PLEASE REFER TO THE BACK OF YOUR STATEMENT FOR A GUIDE TO BOFAML AND THIRD PARTY RESEARCH RATINGS.

MUTUAL FUNDS/CLOSED END FUNDS/UIT

Description	Quantity	Total Cost Basis	Estimated Market Price	Estimated Market Value	Unrealized Gain/(Loss)	Total Client Investment	Cumulative Investment Return (\$)	Estimated Annual Current Income Yield%
ALPS JAM COMMODITY STRAT	4.486	50,090.80	10,930.00	49,031.98	(1,058.82)	49,995	(963)	4,886 9.96
ALLOCATION FUND								
SYMBOL JCRIX Initial Purchase 10/06/11								
Equity 100%								
0-00 Fractional Share			10,930.00	5.5	0.2			1 9.96
BLACKROCK GLOBAL	4.098	75,776.71	18,240.00	74,747.52	(1,029.19)	74,994	(246)	1,636 2.18
ALLOCATION FUND INSTL								
SYMBOL MFLGX Initial Purchase 08/25/11								
Fixed Income 28% Equity 72%								
9329 Fractional Share			18,240.00	17.00	2.8			1 2.18
GABELLI DIV & INC TR	425	632,761	15,420.00	6,553.50	1,556.31	4,997	1,556	408 6.22
INCORP FRUST								
SYMBOL CDDV Initial Purchase 08/01/09								
Equity 100%								

+

CHARITABLE TR

Account Number

24-Hour Assistance: (800) MERRILL

YOUR CMA FOR TRUST ASSETS

December 01, 2011 - December 30, 2011

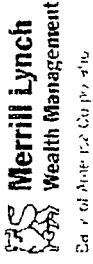
MUTUAL FUNDS/CLOSED END FUNDS/UIT Description	(continued) Quantity	Total Cost Basis	Estimated Market Price	Estimated Market Value	Unrealized Gain/(Loss)	Total Client Investment	Cumulative Investment Return (\$)	Estimated Annual Current Income Yield%
ISHARES BARCLAYS TIPS 80 PROTECTED SECS FD	750	79,590	116.6900	87,517.50	8,756.49	78,761	8,756	3,588 4.09
SYMBOL TIP Initial Purchase 02/25/10								
Fixed Income 100%								
IVY ASSET STRATEGY FUND CL I	3,275	74,994.07	22.4500	73,523.75	(1,470.32)	74,994	(1,470)	1,087 1.47
SYMBOL IVALX Initial Purchase 08/25/11 ✓								
Equity 100%								
2550 Fractional Share								
NFJ DIV INT PREM STRAT AND PREMIUM STRATEGY FD	942	15,222.72	16.0200	15,090.84	2,237.50	11,536	3,554	1,696 11.23
SYMBOL NFJ Initial Purchase 09/09/09								
Equity 100%								
PIMCO COMMODITY REAL RETURN STRATEGY DIV CL C	725	6,249.50	6.2500	4,531.25	(659.12)	4,996	(464)	
SYMBOL PCRXC Initial Purchase 06/08/09								
Fixed Income 100%								
9470 Fractional Share								
TEMPLETON GBL BOND FD ADV CL	3,828	50,288.49	12.3700	47,352.36	(2,936.13)	49,994	(2,641)	2,424 5.11
SYMBOL TGBAX Initial Purchase 08/25/11 ✓								
Fixed Income 100%								
9690 Fractional Share								

+

002

7151

33 of 50



Account Number

YOUR CMA FOR TRUST ASSETS

December 01, 2011 - December 30, 2011

MUTUAL FUNDS/CLOSED END FUNDS/UIT Description	(continued) Quantity	Total Cost Basis	Estimated Market Price	Estimated Market Value	Unrealized Gain/(Loss)	Total Client Investment	Cumulative Investment Return (\$)	Estimated Annual Current Income Yield%
VAN ECK GLOBAL HARD ASSETS FD CI Y	1,678	75,362.51	43.5000	72,993.00	(2,369.51)	74,971	(1,978)	
SYMBOL GHAYX Initial Purchase 08/25/11 / Equity 100%		43.20	43.5000	42.11	(1.09)			
9680 Fractional Share								
Subtotal (Fixed Income)				160,353.09				
Subtotal (Equities)				271,071.90				
TOTAL				433,902.41	3,025.15		6,104	15,729 3 65

Total Client Investment: Cost of shares directly purchased and still held. Does not include shares purchased through reinvestment.

Cumulative Investment Return: Estimated Market Value minus Total Client Investment of all shares purchased and still held, including shares acquired through reinvestment of dividends and distributions, which may be greater or less than the actual income distributed.

Market Timing: Merrill Lynch's policies prohibit mutual fund market timing, which involves the purchase and sale of mutual fund shares within short periods of time with the intention of capturing short-term profits resulting from market volatility. Market timing may result in lower returns for long-term fund shareholders because market timers capture short-term gains that would otherwise pass to all shareholders and due to increased transaction costs and fewer assets for investment due to the need to retain cash to satisfy redemptions.

Unrealized Gain or (Loss): Estimated Market Value minus Total Cost Basis (total cost of shares directly purchased and still held, as well as cost of shares acquired through reinvestment) provided for Tax Planning purposes only and is not applicable to retirement accounts.

Initial Purchase: Date of your initial investment in this fund.

LONG PORTFOLIO	Adjusted/Total Cost Basis	Estimated Market Value	Unrealized Gain/(Loss)	Accrued Interest	Estimated Annual Income	Current Yield%
TOTAL	4 310 627 28	4,390,169.01	79,562.52	37,360.35	191,931	4 37

Notes

- *** Rating currently unavailable or not rated/unrated as provided by Rating Agency or recognized industry wide third party vendor source
- Δ Debt Instruments purchased at a premium show amortization
- Θ Debt Instruments purchased at a discount show accretion
- Total values exclude N/A items
- † or Credit Ratings S&P and Moody's provide credit ratings on the credit quality of certain bonds and preferred stocks. For a credit enhanced security, Moody's and S&P publish and provide third party vendors the higher of the rating on the credit enhancer (guarantor) or the stand alone rating on the underlying security

+

Form **8868**
 (Rev. January 2012)
 Department of the Treasury
 Internal Revenue Service

Application for Extension of Time To File an Exempt Organization Return

OMB No 1545-1709

▶ **File a separate application for each return.**

- If you are filing for an **Automatic 3-Month Extension**, complete only **Part I** and check this box
 - If you are filing for an **Additional (Not Automatic) 3-Month Extension**, complete only **Part II** (on page 2 of this form)
- Do not complete Part II unless** you have already been granted an automatic 3-month extension on a previously filed Form 8868

Electronic filing (e-file). You can electronically file Form 8868 if you need a 3-month automatic extension of time to file (6 months for a corporation required to file Form 990-T), or an additional (not automatic) 3-month extension of time. You can electronically file Form 8868 to request an extension of time to file any of the forms listed in Part I or Part II with the exception of Form 8870, Information Return for Transfers Associated With Certain Personal Benefit Contracts, which must be sent to the IRS in paper format (see instructions). For more details on the electronic filing of this form, visit www.irs.gov/efile and click on *e-file for Charities & Nonprofits*

Part I Automatic 3-Month Extension of Time. Only submit original (no copies needed)

A corporation required to file Form 990-T and requesting an automatic 6-month extension—check this box and complete Part I only

All other corporations (including 1120-C filers), partnerships, REMICs, and trusts must use Form 7004 to request an extension of time to file income tax returns

Enter filer's identifying number, see instructions

Type or print	Name of exempt organization or other filer, see instructions JOHN H SCHIMMEL CHARITABLE TRUST	Employer identification number (EIN) or <input checked="" type="checkbox"/> 90-6168507
	Number, street, and room or suite no. If a P O box, see instructions P O Box 1501, NJ2-130-03-31	Social security number (SSN) <input type="checkbox"/>
File by the due date for filing your return. See instructions	City, town or post office, state, and ZIP code. For a foreign address, see instructions PENNINGTON NJ 08534-1501	

Enter the Return code for the return that this application is for (file a separate application for each return) 04

Application Is For	Return Code	Application Is For	Return Code
Form 990	01	Form 990-T (corporation)	07
Form 990-BL	02	Form 1041-A	08
Form 990-EZ	01	Form 4720	09
Form 990-PF	04	Form 5227	10
Form 990-T (sec 401(a) or 408(a) trust)	05	Form 6069	11
Form 990-T (trust other than above)	06	Form 8870	12

- The books are in the care of ▶ MLTC, A DIVISION OF BANK OF AMERICA, N.A.
- Telephone No ▶ 609-274-6834 FAX No ▶ _____
- If the organization does not have an office or place of business in the United States, check this box
 - If this is for a Group Return, enter the organization's four digit Group Exemption Number (GEN) _____ If this is for the whole group, check this box If it is for part of the group, check this box and attach a list with the names and EINs of all members the extension is for

- 1** I request an automatic 3-month (6 months for a corporation required to file Form 990-T) extension of time until 8/15/2012 to file the exempt organization return for the organization named above. The extension is for the organization's return for
- ▶ calendar year _____ or
- ▶ tax year beginning 4/28/2011 and ending 12/31/2011
- 2** If the tax year entered in line 1 is for less than 12 months, check reason Initial return Final return Change in accounting period

3a If this application is for Form 990-BL, 990-PF, 990-T, 4720, or 6069, enter the tentative tax, less any nonrefundable credits. See instructions	3a	\$	435
b If this application is for Form 990-PF, 990-T, 4720, or 6069, enter any refundable credits and estimated tax payments made. Include any prior year overpayment allowed as a credit	3b	\$	
c Balance due. Subtract line 3b from line 3a. Include your payment with this form, if required, by using EFTPS (Electronic Federal Tax Payment System). See instructions	3c	\$	435

Caution. If you are going to make an electronic fund withdrawal with this Form 8868, see Form 8453-EO and Form 8879-EO for payment instructions

For Privacy Act and Paperwork Reduction Act Notice, see Instructions. Form **8868** (Rev. 1-2012)

- If you are filing for an **Additional (Not Automatic) 3-Month Extension**, complete only **Part II** and check this box **X**
- Note.** Only complete Part II if you have already been granted an automatic 3-month extension on a previously filed Form 8868
- If you are filing for an **Automatic 3-Month Extension**, complete only **Part I** (on page 1)

Part II Additional (Not Automatic) 3-Month Extension of Time. Only file the original (no copies needed)

Enter filer's identifying number, see instructions

Type or print File by the due date for filing your return See instructions	Name of exempt organization	Employer identification number (EIN) or
	JOHN H SCHIMMEL CHARITABLE TRUST	<input checked="" type="checkbox"/> 90-6168507
	Number, street, and room or suite no If a P O box, see instructions	Social security number (SSN)
	P O Box 1501, NJ2-130-03-31	<input type="checkbox"/>
	City, town or post office, state, and ZIP code For a foreign address, see instructions	
	PENNINGTON NJ	08534-1501

Enter the Return code for the return that this application is for (file a separate application for each return)

Application Is For	Return Code	Application Is For	Return Code
Form 990	01		
Form 990-BL	02	Form 1041-A	08
Form 990-EZ	01	Form 4720	09
Form 990-PF	04	Form 5227	10
Form 990-T (sec 401(a) or 408(a) trust)	05	Form 6069	11
Form 990-T (trust other than above)	06	Form 8870	12

STOP! Do not complete Part II if you were not already granted an automatic 3-month extension on a previously filed Form 8868.

- The books are in the care of MLTC, A DIVISION OF BANK OF AMERICA, N.A.
Telephone No 609-274-6834 FAX No
- If the organization does not have an office or place of business in the United States, check this box
- If this is for a Group Return, enter the organization's four digit Group Exemption Number (GEN) _____ If this is for the whole group, check this box If it is for part of the group, check this box and attach a list with the names and EINs of all members the extension is for

- I request an additional 3-month extension of time until 11/15/2012
- For calendar year _____, or other tax year beginning 4/28/2011, and ending 12/31/2011
- If the tax year entered in line 5 is for less than 12 months, check reason Initial return Final return
 Change in accounting period
- State in detail why you need the extension An attempt to obtain information necessary for filing a return was requested in a timely fashion, but the information was not furnished in sufficient time to permit the timely filing of the return, or the taxpayer personally visited an IRS office for the purpose of securing information or advice and was unable to meet with an IRS representative

8a If this application is for Form 990-BL, 990-PF, 990-T, 4720, or 6069, enter the tentative tax, less any nonrefundable credits See instructions	8a	\$	435
b If this application is for Form 990-PF, 990-T, 4720, or 6069, enter any refundable credits and estimated tax payments made Include any prior year overpayment allowed as a credit and any amount paid previously with Form 8868	8b	\$	435
c Balance due. Subtract line 8b from line 8a Include your payment with this form, if required, by using EFTPS (Electronic Federal Tax Payment System) See instructions	8c	\$	0

Signature and Verification must be completed for Part II only.

Under penalties of perjury, I declare that I have examined this form, including accompanying schedules and statements, and to the best of my knowledge and belief, it is true, correct, and complete, and that I am authorized to prepare this form

Signature Title Date