



See a Social Security Number? Say Something!
Report Privacy Problems to <https://public.resource.org/privacy>
Or call the IRS Identity Theft Hotline at 1-800-908-4490



Form **990-PF**

Department of the Treasury
Internal Revenue Service

Return of Private Foundation
or Section 4947(a)(1) Nonexempt Charitable Trust
Treated as a Private Foundation

Note. The foundation may be able to use a copy of this return to satisfy state reporting requirements

OMB No 1545-0052

2011

For calendar year 2011, or tax year beginning 01-01-2011, and ending 12-31-2011

G Check all that apply

☐ Initial return

☐ Initial return of a former public charity

☐ Final return

☐ Amended return

☐ Address change

☐ Name change

Name of foundation
THE JOSEPH AND EDWARD RYAN MEMORIAL

Number and street (or P O box number if mail is not delivered to street address)
103 EAST THIRD STREET

Room/suite

City or town, state, and ZIP code
WEST LIBERTY, IA 52776

A Employer identification number
87-0693977

B Telephone number (see page 10 of the instructions)
(319) 627-2713

C If exemption application is pending, check here ☐

D 1. Foreign organizations, check here ☐

2. Foreign organizations meeting the 85% test, check here and attach computation ☐

E If private foundation status was terminated under section 507(b)(1)(A), check here ☐

F If the foundation is in a 60-month termination under section 507(b)(1)(B), check here ☐

H Check type of organization ☒ Section 501(c)(3) exempt private foundation
☐ Section 4947(a)(1) nonexempt charitable trust ☐ Other taxable private foundation

I Fair market value of all assets at end of year (from Part II, col. (c), line 16)
\$ 4,151,693

J Accounting method ☒ Cash ☐ Accrual
☐ Other (specify) _____
(Part I, column (d) must be on cash basis.)

Part I Analysis of Revenue and Expenses (The total of amounts in columns (b), (c), and (d) may not necessarily equal the amounts in column (a) (see page 11 of the instructions))		(a) Revenue and expenses per books	(b) Net investment income	(c) Adjusted net income	(d) Disbursements for charitable purposes (cash basis only)
Revenue	1 Contributions, gifts, grants, etc , received (attach schedule)				
	2 Check <input checked="" type="checkbox"/> if the foundation is not required to attach Sch B				
	3 Interest on savings and temporary cash investments	45,627	45,627		
	4 Dividends and interest from securities.	50,876	50,876		
	5a Gross rents	80,890	80,890		
	b Net rental income or (loss) 73,255				
	6a Net gain or (loss) from sale of assets not on line 10	2,122			
	b Gross sales price for all assets on line 6a 1,313,968				
	7 Capital gain net income (from Part IV , line 2)		2,122		
	8 Net short-term capital gain				
	9 Income modifications				
	10a Gross sales less returns and allowances				
Operating and Administrative Expenses	b Less Cost of goods sold				
	c Gross profit or (loss) (attach schedule)				
	11 Other income (attach schedule)				
	12 Total. Add lines 1 through 11	179,515	179,515		
	13 Compensation of officers, directors, trustees, etc				
	14 Other employee salaries and wages				
	15 Pension plans, employee benefits				
	16a Legal fees (attach schedule).	1,438	1,438		
	b Accounting fees (attach schedule).	1,100	1,100		
	c Other professional fees (attach schedule)	15,907	15,907		
	17 Interest				
	18 Taxes (attach schedule) (see page 14 of the instructions)	5,498	267		
	19 Depreciation (attach schedule) and depletion				
	20 Occupancy	7,635	7,635		
	21 Travel, conferences, and meetings				
	22 Printing and publications				
	23 Other expenses (attach schedule).	211	211		
	24 Total operating and administrative expenses. Add lines 13 through 23	31,789	26,558		0
	25 Contributions, gifts, grants paid	222,002			222,002
	26 Total expenses and disbursements. Add lines 24 and 25	253,791	26,558		222,002
	27 Subtract line 26 from line 12				
	a Excess of revenue over expenses and disbursements	-74,276			
	b Net investment income (if negative, enter -0-)		152,957		
	c Adjusted net income (if negative, enter -0-)				

Part II

Balance Sheets

Attached schedules and amounts in the description column should be for end-of-year amounts only (See instructions)

Part II Balance Sheets		Attached schedules and amounts in the description column should be for end-of-year amounts only (See instructions)	Beginning of year	End of year	
			(a) Book Value	(b) Book Value	(c) Fair Market Value
Assets	1	Cash—non-interest-bearing	12,411	2,469	2,469
	2	Savings and temporary cash investments	3,323	5,457	5,457
	3	Accounts receivable ▶ _____ Less allowance for doubtful accounts ▶ _____			
	4	Pledges receivable ▶ _____ Less allowance for doubtful accounts ▶ _____			
	5	Grants receivable			
	6	Receivables due from officers, directors, trustees, and other disqualified persons (attach schedule) (see page 15 of the instructions)			
	7	Other notes and loans receivable (attach schedule) ▶ _____ Less allowance for doubtful accounts ▶ _____			
	8	Inventories for sale or use			
	9	Prepaid expenses and deferred charges			
	10a	Investments—U S and state government obligations (attach schedule)	1,154,417	522,844	546,114
	b	Investments—corporate stock (attach schedule)	1,361,805	1,926,910	1,989,653
	c	Investments—corporate bonds (attach schedule).			
	11	Investments—land, buildings, and equipment basis ▶ _____ 1,003,934 Less accumulated depreciation (attach schedule) ▶ _____	1,003,934	1,003,934	1,608,000
	12	Investments—mortgage loans			
	13	Investments—other (attach schedule)			
	14	Land, buildings, and equipment basis ▶ _____ Less accumulated depreciation (attach schedule) ▶ _____			
15	Other assets (describe ▶ _____)				
16	Total assets (to be completed by all filers—see the instructions Also, see page 1, item I)	3,535,890	3,461,614	4,151,693	
Liabilities	17	Accounts payable and accrued expenses			
	18	Grants payable			
	19	Deferred revenue			
	20	Loans from officers, directors, trustees, and other disqualified persons			
	21	Mortgages and other notes payable (attach schedule)			
	22	Other liabilities (describe ▶ _____)			
	23	Total liabilities (add lines 17 through 22)		0	
Net Assets or Fund Balances	Foundations that follow SFAS 117, check here ▶ <input type="checkbox"/> and complete lines 24 through 26 and lines 30 and 31.				
	24	Unrestricted			
	25	Temporarily restricted			
	26	Permanently restricted			
	Foundations that do not follow SFAS 117, check here ▶ <input checked="" type="checkbox"/> and complete lines 27 through 31.				
	27	Capital stock, trust principal, or current funds			
	28	Paid-in or capital surplus, or land, bldg , and equipment fund			
	29	Retained earnings, accumulated income, endowment, or other funds	3,535,890	3,461,614	
	30	Total net assets or fund balances (see page 17 of the instructions)	3,535,890	3,461,614	
31	Total liabilities and net assets/fund balances (see page 17 of the instructions)	3,535,890	3,461,614		

Part III

Analysis of Changes in Net Assets or Fund Balances

1	Total net assets or fund balances at beginning of year—Part II, column (a), line 30 (must agree with end-of-year figure reported on prior year’s return)	1	3,535,890
2	Enter amount from Part I, line 27a	2	-74,276
3	Other increases not included in line 2 (itemize) ▶ _____	3	
4	Add lines 1, 2, and 3	4	3,461,614
5	Decreases not included in line 2 (itemize) ▶ _____	5	
6	Total net assets or fund balances at end of year (line 4 minus line 5)—Part II, column (b), line 30	6	3,461,614

Part IV Capital Gains and Losses for Tax on Investment Income

(a) List and describe the kind(s) of property sold (e g , real estate, 2-story brick warehouse, or common stock, 200 shs MLC Co)		(b) How acquired P—Purchase D—Donation	(c) Date acquired (mo , day, yr)	(d) Date sold (mo , day, yr)
1 a	VARIOUS SECURITIES-SEE ATTACHED LIST	P	2011-01-15	2011-12-15
b	VARIOUS SECURITIES-SEE ATTACHED LIST	P	2010-01-15	2011-12-15
c				
d				
e				

(e) Gross sales price	(f) Depreciation allowed (or allowable)	(g) Cost or other basis plus expense of sale	(h) Gain or (loss) (e) plus (f) minus (g)
a 433,792		439,107	-5,315
b 868,037		872,739	-4,702
c			
d			
e			

Complete only for assets showing gain in column (h) and owned by the foundation on 12/31/69			(I) Gains (Col (h) gain minus col (k), but not less than -0-) or Losses (from col (h))
(i) F M V as of 12/31/69	(j) Adjusted basis as of 12/31/69	(k) Excess of col (i) over col (j), if any	
a			-5,315
b			-4,702
c			
d			
e			

2 Capital gain net income or (net capital loss)	{ If gain, also enter in Part I, line 7 If (loss), enter -0- in Part I, line 7 }	2	2,122
3 Net short-term capital gain or (loss) as defined in sections 1222(5) and (6) If gain, also enter in Part I, line 8, column (c) (see pages 13 and 17 of the instructions) If (loss), enter -0- in Part I, line 8		3	

Part V Qualification Under Section 4940(e) for Reduced Tax on Net Investment Income

(For optional use by domestic private foundations subject to the section 4940(a) tax on net investment income)

If section 4940(d)(2) applies, leave this part blank

Was the foundation liable for the section 4942 tax on the distributable amount of any year in the base period? ☐ Yes ☒ No

If "Yes," the foundation does not qualify under section 4940(e) Do not complete this part

1 Enter the appropriate amount in each column for each year, see page 18 of the instructions before making any entries

(a) Base period years Calendar year (or tax year beginning in)	(b) Adjusted qualifying distributions	(c) Net value of noncharitable-use assets	(d) Distribution ratio (col (b) divided by col (c))
2010	180,255	4,149,515	0 043440
2009	226,184	4,086,704	0 055346
2008	253,856	4,218,251	0 060180
2007	116,701	3,763,053	0 031012
2006	262,802	3,701,137	0 071006

2 Total of line 1, column (d).	2	0 260984
3 Average distribution ratio for the 5-year base period—divide the total on line 2 by 5, or by the number of years the foundation has been in existence if less than 5 years	3	0 052197
4 Enter the net value of noncharitable-use assets for 2011 from Part X, line 5.	4	4,157,768
5 Multiply line 4 by line 3.	5	217,023
6 Enter 1% of net investment income (1% of Part I, line 27b).	6	1,530
7 Add lines 5 and 6.	7	218,553
8 Enter qualifying distributions from Part XII, line 4.	8	222,002

If line 8 is equal to or greater than line 7, check the box in Part VI, line 1b, and complete that part using a 1% tax rate See
the Part VI instructions on page 18

Part VIExcise Tax Based on Investment Income (Section 4940(a), 4940(b), 4940(e), or 4948—see page 18 of the instructions)

1a		Exempt operating foundations described in section 4940(d)(2), check here <input type="checkbox"/> and enter "N/A" on line 1			
		Date of ruling or determination letter _____ (attach copy of letter if necessary—see instructions)			
b		Domestic foundations that meet the section 4940(e) requirements in Part V, check here <input checked="" type="checkbox"/> and enter 1% of Part I, line 27b		1	1,530
c		All other domestic foundations enter 2% of line 27b Exempt foreign organizations enter 4% of Part I, line 12, col (b)			
2		Tax under section 511 (domestic section 4947(a)(1) trusts and taxable foundations only Others enter -0-)		2	
3		Add lines 1 and 2.		3	1,530
4		Subtitle A (income) tax (domestic section 4947(a)(1) trusts and taxable foundations only Others enter -0-)		4	
5		Tax based on investment income. Subtract line 4 from line 3 If zero or less, enter -0-		5	1,530
6		Credits/Payments			
a		2011 estimated tax payments and 2010 overpayment credited to 2011	6a	3,416	
b		Exempt foreign organizations—tax withheld at source	6b		
c		Tax paid with application for extension of time to file (Form 8868)	6c		
d		Backup withholding erroneously withheld	6d		
7		Total credits and payments Add lines 6a through 6d.		7	3,416
8		Enter any penalty for underpayment of estimated tax Check here <input type="checkbox"/> if Form 2220 is attached		8	
9		Tax due. If the total of lines 5 and 8 is more than line 7, enter amount owed		9	
10		Overpayment. If line 7 is more than the total of lines 5 and 8, enter the amount overpaid.		10	1,886
11		Enter the amount of line 10 to be Credited to 2012 estimated tax <input checked="" type="checkbox"/> 1,886	Refunded <input type="checkbox"/>	11	

Part VII-AStatements Regarding Activities

1a	During the tax year, did the foundation attempt to influence any national, state, or local legislation or did it participate or intervene in any political campaign?		Yes	No
		1a		No
b	Did it spend more than \$100 during the year (either directly or indirectly) for political purposes (see page 19 of the instructions for definition)?			No
	If the answer is "Yes" to 1a or 1b, attach a detailed description of the activities and copies of any materials published or distributed by the foundation in connection with the activities.			
c	Did the foundation file Form 1120-POL for this year?	1c		No
d	Enter the amount (if any) of tax on political expenditures (section 4955) imposed during the year (1) On the foundation <input checked="" type="checkbox"/> \$ _____ (2) On foundation managers <input checked="" type="checkbox"/> \$ _____			
e	Enter the reimbursement (if any) paid by the foundation during the year for political expenditure tax imposed on foundation managers <input checked="" type="checkbox"/> \$ _____			
2	Has the foundation engaged in any activities that have not previously been reported to the IRS?	2		No
	If "Yes," attach a detailed description of the activities.			
3	Has the foundation made any changes, not previously reported to the IRS, in its governing instrument, articles of incorporation, or bylaws, or other similar instruments? If "Yes," attach a conformed copy of the changes	3		No
4a	Did the foundation have unrelated business gross income of \$1,000 or more during the year?	4a		No
b	If "Yes," has it filed a tax return on Form 990-T for this year?	4b		
5	Was there a liquidation, termination, dissolution, or substantial contraction during the year?	5		No
	If "Yes," attach the statement required by General Instruction T.			
6	Are the requirements of section 508(e) (relating to sections 4941 through 4945) satisfied either			
	• By language in the governing instrument, or			
	• By state legislation that effectively amends the governing instrument so that no mandatory directions that conflict with the state law remain in the governing instrument?	6	Yes	
7	Did the foundation have at least \$5,000 in assets at any time during the year? If "Yes," complete Part II, col (c), and Part XV	7	Yes	
8a	Enter the states to which the foundation reports or with which it is registered (see page 19 of the instructions) <input checked="" type="checkbox"/> IA _____			
b	If the answer is "Yes" to line 7, has the foundation furnished a copy of Form 990-PF to the Attorney General (or designate) of each state as required by General Instruction G? If "No," attach explanation .	8b	Yes	
9	Is the foundation claiming status as a private operating foundation within the meaning of section 4942(j)(3) or 4942(j)(5) for calendar year 2011 or the taxable year beginning in 2011 (see instructions for Part XIV on page 27)? If "Yes," complete Part XIV	9		No
10	Did any persons become substantial contributors during the tax year? If "Yes," attach a schedule listing their names and addresses	10		No

Part VII-A

Statements Regarding Activities *(continued)*

11	At any time during the year, did the foundation, directly or indirectly, own a controlled entity within the meaning of section 512(b)(13)? If "Yes," attach schedule (see page 20 of the instructions).	11		No
12	Did the foundation acquire a direct or indirect interest in any applicable insurance contract before August 17, 2008?	12		No
13	Did the foundation comply with the public inspection requirements for its annual returns and exemption application? Website address N/A	13	Yes	
14	The books are in care of RANDALL CARLSON Telephone no (319) 627-2191 Located at 101 EAST FOURTH STREET WEST LIBERTY IA ZIP +4 52776			
15	Section 4947(a)(1) nonexempt charitable trusts filing Form 990-PF in lieu of Form 1041 —Check here <input type="checkbox"/> and enter the amount of tax-exempt interest received or accrued during the year.	15		
16	At any time during calendar year 2011, did the foundation have an interest in or a signature or other authority over a bank, securities, or other financial account in a foreign country?	16	Yes	No
See the instructions for exceptions and filing requirements for Form TD F 90-22.1 If "Yes", enter the name of the foreign country				

Part VII-B

Statements Regarding Activities for Which Form 4720 May Be Required

File Form 4720 if any item is checked in the "Yes" column, unless an exception applies.			Yes	No
1a	During the year did the foundation (either directly or indirectly) (1) Engage in the sale or exchange, or leasing of property with a disqualified person? <input type="checkbox"/> Yes <input checked="" type="checkbox"/> No (2) Borrow money from, lend money to, or otherwise extend credit to (or accept it from) a disqualified person? <input type="checkbox"/> Yes <input checked="" type="checkbox"/> No (3) Furnish goods, services, or facilities to (or accept them from) a disqualified person? <input type="checkbox"/> Yes <input checked="" type="checkbox"/> No (4) Pay compensation to, or pay or reimburse the expenses of, a disqualified person? <input type="checkbox"/> Yes <input checked="" type="checkbox"/> No (5) Transfer any income or assets to a disqualified person (or make any of either available for the benefit or use of a disqualified person)? <input type="checkbox"/> Yes <input checked="" type="checkbox"/> No (6) Agree to pay money or property to a government official? (Exception. Check "No" if the foundation agreed to make a grant to or to employ the official for a period after termination of government service, if terminating within 90 days). <input type="checkbox"/> Yes <input checked="" type="checkbox"/> No			
b	If any answer is "Yes" to 1a(1)–(6), did any of the acts fail to qualify under the exceptions described in Regulations section 53.4941(d)-3 or in a current notice regarding disaster assistance (see page 20 of the instructions)? Organizations relying on a current notice regarding disaster assistance check here. <input type="checkbox"/>	1b		
c	Did the foundation engage in a prior year in any of the acts described in 1a, other than excepted acts, that were not corrected before the first day of the tax year beginning in 2011?	1c		
2	Taxes on failure to distribute income (section 4942) (does not apply for years the foundation was a private operating foundation defined in section 4942(j)(3) or 4942(j)(5))			
a	At the end of tax year 2011, did the foundation have any undistributed income (lines 6d and 6e, Part XIII) for tax year(s) beginning before 2011? <input type="checkbox"/> Yes <input checked="" type="checkbox"/> No If "Yes," list the years 20____, 20____, 20____, 20____			
b	Are there any years listed in 2a for which the foundation is not applying the provisions of section 4942(a)(2) (relating to incorrect valuation of assets) to the year's undistributed income? (If applying section 4942(a)(2) to all years listed, answer "No" and attach statement—see page 20 of the instructions).	2b		
c	If the provisions of section 4942(a)(2) are being applied to any of the years listed in 2a, list the years here 20____, 20____, 20____, 20____			
3a	Did the foundation hold more than a 2% direct or indirect interest in any business enterprise at any time during the year? <input type="checkbox"/> Yes <input checked="" type="checkbox"/> No			
b	If "Yes," did it have excess business holdings in 2011 as a result of (1) any purchase by the foundation or disqualified persons after May 26, 1969, (2) the lapse of the 5-year period (or longer period approved by the Commissioner under section 4943(c)(7)) to dispose of holdings acquired by gift or bequest, or (3) the lapse of the 10-, 15-, or 20-year first phase holding period? (<i>Use Schedule C, Form 4720, to determine if the foundation had excess business holdings in 2011.</i>)	3b		
4a	Did the foundation invest during the year any amount in a manner that would jeopardize its charitable purposes?	4a		No
b	Did the foundation make any investment in a prior year (but after December 31, 1969) that could jeopardize its charitable purpose that had not been removed from jeopardy before the first day of the tax year beginning in 2011?	4b		No

Part VII-B

Statements Regarding Activities for Which Form 4720 May Be Required (continued)

5a

During the year did the foundation pay or incur any amount to

(1) Carry on propaganda, or otherwise attempt to influence legislation (section 4945(e))?

☐ Yes ☒ No

(2) Influence the outcome of any specific public election (see section 4955), or to carry on, directly or indirectly, any voter registration drive?

☐ Yes ☒ No

(3) Provide a grant to an individual for travel, study, or other similar purposes?

☐ Yes ☒ No

(4) Provide a grant to an organization other than a charitable, etc , organization described in section 509(a)(1), (2), or (3), or section 4940(d)(2)? (see page 22 of the instructions).

☐ Yes ☒ No

(5) Provide for any purpose other than religious, charitable, scientific, literary, or educational purposes, or for the prevention of cruelty to children or animals?

☐ Yes ☒ No

b

If any answer is "Yes" to 5a(1)–(5), did **any** of the transactions fail to qualify under the exceptions described in Regulations section 53.4945 or in a current notice regarding disaster assistance (see page 22 of the instructions)?

Organizations relying on a current notice regarding disaster assistance check here. ☒

c

If the answer is "Yes" to question 5a(4), does the foundation claim exemption from the tax because it maintained expenditure responsibility for the grant?

☐ Yes ☐ No

If "Yes," attach the statement required by Regulations section 53.4945–5(d).

6a

Did the foundation, during the year, receive any funds, directly or indirectly, to pay premiums on a personal benefit contract?

☐ Yes ☒ No

b

Did the foundation, during the year, pay premiums, directly or indirectly, on a personal benefit contract?

☐ Yes ☒ No

If "Yes" to 6b, file Form 8870.

7a

At any time during the tax year, was the foundation a party to a prohibited tax shelter transaction?

☐ Yes ☐ No

b

If yes, did the foundation receive any proceeds or have any net income attributable to the transaction?




☐ Yes ☒ No

Part VIII

Information About Officers, Directors, Trustees, Foundation Managers, Highly Paid Employees, and Contractors

1

List all officers, directors, trustees, foundation managers and their compensation (see page 22 of the instructions).

(a) Name and address	(b) Title, and average hours per week devoted to position	(c) Compensation (If not paid, enter -0-)	(d) Contributions to employee benefit plans and deferred compensation	(e) Expense account, other allowances
PRISCILLA HAESSIG  PO BOX 74 WESTLIBERTY,IA 52776	TRUSTEE 0 50	0	0	0
ROBERT CLINE  719 N CALHOUN WESTLIBERTY,IA 52776	TRUSTEE 0 50	0	0	0
RANDY CARLSON  PO BOX 78 WEST LIBERTY,IA 52776	PRESIDENT 0 50	0	0	0

2

Compensation of five highest-paid employees (other than those included on line 1—see page 23 of the instructions). If none, enter "NONE."

(a) Name and address of each employee paid more than \$50,000	(b) Title, and average hours per week devoted to position	(c) Compensation	(d) Contributions to employee benefit plans and deferred compensation	(e) Expense account, other allowances
NONE				

Total

number of other employees paid over \$50,000. ☒

Part VIII

(a) Name and address of each person paid more than \$50,000	(b) Type of service	(c) Compensation
NONE		

Part IX-A Summary of Direct Charitable Activities

1	
2	
3	
4	

Describe the two largest program-related investments made by the foundation during the tax year on lines 1 and 2	Amount
1 N/A	
2	
All other program-related investments See page 24 of the instructions	
3	

Form **990-PF** (2011)

Part X

Minimum Investment Return (All domestic foundations must complete this part. Foreign foundations, see page 24 of the instructions.)

1	Fair market value of assets not used (or held for use) directly in carrying out charitable, etc , purposes		
a	Average monthly fair market value of securities.	1a	2,603,319
b	Average of monthly cash balances.	1b	9,765
c	Fair market value of all other assets (see page 24 of the instructions).	1c	1,608,000
d	Total (add lines 1a, b, and c).	1d	4,221,084
e	Reduction claimed for blockage or other factors reported on lines 1a and 1c (attach detailed explanation).	1e	
2	Acquisition indebtedness applicable to line 1 assets.	2	
3	Subtract line 2 from line 1d.	3	4,221,084
4	Cash deemed held for charitable activities Enter 1 1/2% of line 3 (for greater amount, see page 25 of the instructions).	4	63,316
5	Net value of noncharitable-use assets. Subtract line 4 from line 3 Enter here and on Part V, line 4	5	4,157,768
6	Minimum investment return. Enter 5% of line 5.	6	207,888

Part XI

Distributable Amount (see page 25 of the instructions) (Section 4942(j)(3) and (j)(5) private operating foundations and certain foreign organizations check here ☒ and do not complete this part.)

1	Minimum investment return from Part X, line 6.	1	207,888
2a	Tax on investment income for 2011 from Part VI, line 5.	2a	1,530
b	Income tax for 2011 (This does not include the tax from Part VI).	2b	
c	Add lines 2a and 2b.	2c	1,530
3	Distributable amount before adjustments Subtract line 2c from line 1.	3	206,358
4	Recoveries of amounts treated as qualifying distributions.	4	
5	Add lines 3 and 4.	5	206,358
6	Deduction from distributable amount (see page 25 of the instructions).	6	
7	Distributable amount as adjusted Subtract line 6 from line 5 Enter here and on Part XIII, line 1.	7	206,358

Part XII

Qualifying Distributions (see page 25 of the instructions)

1	Amounts paid (including administrative expenses) to accomplish charitable, etc , purposes		
a	Expenses, contributions, gifts, etc —total from Part I, column (d), line 26.	1a	222,002
b	Program-related investments—total from Part IX-B.	1b	
2	Amounts paid to acquire assets used (or held for use) directly in carrying out charitable, etc , purposes.	2	
3	Amounts set aside for specific charitable projects that satisfy the		
a	Suitability test (prior IRS approval required).	3a	
b	Cash distribution test (attach the required schedule).	3b	
4	Qualifying distributions. Add lines 1a through 3b Enter here and on Part V, line 8, and Part XIII, line 4	4	222,002
5	Foundations that qualify under section 4940(e) for the reduced rate of tax on net investment income Enter 1% of Part I, line 27b (see page 26 of the instructions).	5	1,530
6	Adjusted qualifying distributions. Subtract line 5 from line 4.	6	220,472
Note: The amount on line 6 will be used in Part V, column (b), in subsequent years when calculating whether the foundation qualifies for the section 4940(e) reduction of tax in those years			

Part XIII

Undistributed Income (see page 26 of the instructions)

	(a) Corpus	(b) Years prior to 2010	(c) 2010	(d) 2011
1	Distributable amount for 2011 from Part XI, line 7			
2	Undistributed income, if any, as of the end of 2011			
a	Enter amount for 2010 only. 23,376			
b	Total for prior years 20____, 20____, 20____			
3	Excess distributions carryover, if any, to 2011			
a	From 2006.			
b	From 2007.			
c	From 2008.			
d	From 2009.			
e	From 2010.			
f	Total of lines 3a through e.			
4	Qualifying distributions for 2011 from Part XII, line 4 ▶ \$ 222,002			
a	Applied to 2010, but not more than line 2a 23,376			
b	Applied to undistributed income of prior years (Election required—see page 26 of the instructions)			
c	Treated as distributions out of corpus (Election required—see page 26 of the instructions). . .			
d	Applied to 2011 distributable amount. 198,626			
e	Remaining amount distributed out of corpus			
5	Excess distributions carryover applied to 2011 (If an amount appears in column (d), the same amount must be shown in column (a).)			
6	Enter the net total of each column as indicated below:			
a	Corpus Add lines 3f, 4c, and 4e Subtract line 5			
b	Prior years' undistributed income Subtract line 4b from line 2b.			
c	Enter the amount of prior years' undistributed income for which a notice of deficiency has been issued, or on which the section 4942(a) tax has been previously assessed.			
d	Subtract line 6c from line 6b Taxable amount—see page 27 of the instructions. . .			
e	Undistributed income for 2010 Subtract line 4a from line 2a Taxable amount—see page 27 of the instructions.			
f	Undistributed income for 2011 Subtract lines 4d and 5 from line 1 This amount must be distributed in 2011. 7,732			
7	Amounts treated as distributions out of corpus to satisfy requirements imposed by section 170(b)(1)(F) or 4942(g)(3) (see page 27 of the instructions).			
8	Excess distributions carryover from 2006 not applied on line 5 or line 7 (see page 27 of the instructions).			
9	Excess distributions carryover to 2012. Subtract lines 7 and 8 from line 6a.			
10	Analysis of line 9			
a	Excess from 2007.			
b	Excess from 2008.			
c	Excess from 2009.			
d	Excess from 2010.			
e	Excess from 2011.			

Part XIV

Private Operating Foundations (see page 27 of the instructions and Part VII-A, question 9)

1a

If the foundation has received a ruling or determination letter that it is a private operating foundation, and the ruling is effective for 2011, enter the date of the ruling.

b

Check box to indicate whether the organization is a private operating foundation described in section 4942(j)(3) or 4942(j)(5)

☐ 4942(j)(3) or ☐ 4942(j)(5)

2a	Enter the lesser of the adjusted net income from Part I or the minimum investment return from Part X for each year listed.	Tax year	Prior 3 years			(e) Total
		(a) 2011	(b) 2010	(c) 2009	(d) 2008	
b	85% of line 2a					
c	Qualifying distributions from Part XII, line 4 for each year listed.					
d	Amounts included in line 2c not used directly for active conduct of exempt activities.					
e	Qualifying distributions made directly for active conduct of exempt activities. Subtract line 2d from line 2c.					
3	Complete 3a, b, or c for the alternative test relied upon					
a	"Assets" alternative test—enter					
	(1) Value of all assets					
	(2) Value of assets qualifying under section 4942(j)(3)(B)(i)					
b	"Endowment" alternative test— enter 2/3 of minimum investment return shown in Part X, line 6 for each year listed.					
c	"Support" alternative test—enter					
	(1) Total support other than gross investment income (interest, dividends, rents, payments on securities loans (section 512(a)(5)), or royalties).					
	(2) Support from general public and 5 or more exempt organizations as provided in section 4942(j)(3)(B)(iii).					
	(3) Largest amount of support from an exempt organization					
	(4) Gross investment income					

Part XV

Supplementary Information (Complete this part only if the organization had \$5,000 or more in assets at any time during the year—see page 27 of the instructions.)

1

Information Regarding Foundation Managers:

a

List any managers of the foundation who have contributed more than 2% of the total contributions received by the foundation before the close of any tax year (but only if they have contributed more than \$5,000) (See section 507(d)(2))

NONE

b

List any managers of the foundation who own 10% or more of the stock of a corporation (or an equally large portion of the ownership of a partnership or other entity) of which the foundation has a 10% or greater interest

NONE

2

Information Regarding Contribution, Grant, Gift, Loan, Scholarship, etc., Programs:

Check here ☐ if the foundation only makes contributions to preselected charitable organizations and does not accept unsolicited requests for funds. If the foundation makes gifts, grants, etc. (see page 28 of the instructions) to individuals or organizations under other conditions, complete items 2a, b, c, and d.

a

The name, address, and telephone number of the person to whom applications should be addressed

RANDALL CARLSON
101 EAST FOURTH STREET
WEST LIBERTY, IA 52776
(319) 627-2191

b

The form in which applications should be submitted and information and materials they should include

PREPRINTED FORM

c

Any submission deadlines

MEET EVERY CALENDAR QUARTER

d

Any restrictions or limitations on awards, such as by geographical areas, charitable fields, kinds of institutions, or other factors

NET INCOME DISTRIBUTED EACH YEAR FOR CHARITABLE PROJECTS WITHIN THE WEST LIBERTY SCHOOL DISTRICT

Part XV

Supplementary Information (continued)

3 Grants and Contributions Paid During the Year or Approved for Future Payment

Recipient	If recipient is an individual, show any relationship to any foundation manager or substantial contributor	Foundation status of recipient	Purpose of grant or contribution	Amount
Name and address (home or business)				
a Paid during the year See Additional Data Table				
Total			3a	222,002
b Approved for future payment				
Total			3b	

Enter gross amounts unless otherwise indicated		Unrelated business income		Excluded by section 512, 513, or 514		(e) Related or exempt function income (See page 28 of the instructions)
		(a) Business code	(b) Amount	(c) Exclusion code	(d) Amount	
1	Program service revenue					
a	_____					
b	_____					
c	_____					
d	_____					
e	_____					
f	_____					
g	Fees and contracts from government agencies					
2	Membership dues and assessments. . . .					
3	Interest on savings and temporary cash investments					45,627
4	Dividends and interest from securities. . . .					50,876
5	Net rental income or (loss) from real estate					
a	Debt-financed property.					
b	Not debt-financed property.					73,255
6	Net rental income or (loss) from personal property					
7	Other investment income.					
8	Gain or (loss) from sales of assets other than inventory					2,122
9	Net income or (loss) from special events					
10	Gross profit or (loss) from sales of inventory. .					
11	Other revenue a _____					
b	_____					
c	_____					
d	_____					
e	_____					
12	Subtotal Add columns (b), (d), and (e). .					171,880
13	Total. Add line 12, columns (b), (d), and (e).					171,880

[illegible]

1	Did the organization directly or indirectly engage in any of the following with any other organization described in section 501(c) of the Code (other than section 501(c)(3) organizations) or in section 527, relating to political organizations?		Yes	No
a	Transfers from the reporting foundation to a noncharitable exempt organization of			
	(1) Cash.	1a(1)		No
	(2) Other assets.	1a(2)		No
b	Other transactions			
	(1) Sales of assets to a noncharitable exempt organization.	1b(1)		No
	(2) Purchases of assets from a noncharitable exempt organization.	1b(2)		No
	(3) Rental of facilities, equipment, or other assets.	1b(3)		No
	(4) Reimbursement arrangements.	1b(4)		No
	(5) Loans or loan guarantees.	1b(5)		No
	(6) Performance of services or membership or fundraising solicitations.	1b(6)		No
c	Sharing of facilities, equipment, mailing lists, other assets, or paid employees.	1c		No
d	If the answer to any of the above is "Yes," complete the following schedule. Column (b) should always show the fair market value of the goods, other assets, or services given by the reporting foundation. If the foundation received less than fair market value in any transaction or sharing arrangement, show in column (d) the value of the goods, other assets, or services received			

[illegible]

2a Is the foundation directly or indirectly affiliated with, or related to, one or more tax-exempt organizations described in section 501(c) of the Code (other than section 501(c)(3)) or in section 527? . . . ☐ Yes ☒ No

b If "Yes," complete the following schedule		
(a) Name of organization	(b) Type of organization	(c) Description of relationship

Sign Here	Under penalties of perjury, I declare that I have examined this return, including accompanying schedules and statements, and to the best of my knowledge and belief, it is true, correct, and complete Declaration of preparer (other than taxpayer or fiduciary) is based on all information of which preparer has any knowledge				
	*****			2012-05-09	*****
	Signature of officer or trustee			Date	Title
	Paid Preparer's Use Only	Preparer's Signature SCOTT E BOHR		Date 2012-05-14	Check if self-employed <input checked="" type="checkbox"/>
		Firm's name BOHR DAHM GREIF & ASSOCIATES PC			Firm's EIN
1845 51ST ST NE					
Firm's address CEDAR RAPIDS, IA 524022458			Phone no (319) 366-8400		

May the IRS discuss this return with the preparer shown above? See instructions ☐ Yes ☒ No


Additional Data

Software ID:
Software Version:
EIN: 87-0693977
Name: THE JOSEPH AND EDWARD RYAN MEMORIAL

Form 990PF - Special Condition Description:

Special Condition Description

Form 990PF Part XV Line 3 - Grants and Contributions Paid During the Year or Approved for Future Payment

Recipient	If recipient is an individual, show any relationship to any foundation manager or substantial contributor	Foundation status of recipient	Purpose of grant or contribution	Amount
Name and address (home or business)				
a <i>Paid during the year</i>				
W LIBERTY COMM SCHOOL FOU 203 E 7TH STREET WEST LIBERTY,IA 52776		501(C)(3)	EDUCATIONAL PROGRAMS	50,000
W LIBERTY COMM CENTER1204 N CALHOUN STREET WEST LIBERTY,IA 52776		501(C)(3)	IMPROVEMENTS	35,607
W LIBERTY HERITAGE CENTER 407 N ELM STREET WEST LIBERTY,IA 52776		501(C)(3)	IMPROVEMENTS	9,245
EULESPIEGEL PUPPET THEATR 319 N CALHOUN STREET WEST LIBERTY,IA 52776		501(C)(3)	FESTIVAL	11,000
MUSCATINE COUNTY FAIR101 N CLAY STREET WEST LIBERTY,IA 52776		501(C)(3)	SIDEWALK - IMPROVEMENT	2,200
W LIBERTY COMM SCH DIST111 W 7TH STREET WEST LIBERTY,IA 52776		501(C)(3)	SAFE ROOM CONSTRUCTION/EDUCATIONAL	3,000
W LIBERTY YOUTH DREAM CATCHERS INC1109 N COLUMBUS STREET WEST LIBERTY,IA 52776		501(C)(3)	SCHOLARSHIP	50,000
W LIBERTY ARTS COUNCIL411 E 3RD STREET WEST LIBERTY,IA 52776		501(C)(3)	EDUCATIONAL PROGRAMS	1,200
W LIBERTY FIRE DEPARTMENT109 E 2ND STREET WEST LIBERTY,IA 52776		501(C)(3)	IMPROVEMENTS	59,750
Total  3a				222,002

TY 2011 Accounting Fees Schedule

Name: THE JOSEPH AND EDWARD RYAN MEMORIAL

EIN: 87-0693977

Category	Amount	Net Investment Income	Adjusted Net Income	Disbursements for Charitable Purposes
TAX PREPARATION	1,100	1,100		

TY 2011 Compensation Explanation

Name: THE JOSEPH AND EDWARD RYAN MEMORIAL

EIN: 87-0693977

Person Name	Explanation
PRISCILLA HAESSIG	
ROBERT CLINE	
RANDY CARLSON	

**TY 2011 Investments Corporate
Stock Schedule**

Name: THE JOSEPH AND EDWARD RYAN MEMORIAL
EIN: 87-0693977

Name of Stock	End of Year Book Value	End of Year Fair Market Value
SEE ATTACHED LIST	1,926,910	1,989,653

TY 2011 Investments Government Obligations Schedule

Name: THE JOSEPH AND EDWARD RYAN MEMORIAL

EIN: 87-0693977

**US Government Securities - End of
Year Book Value:**

522,844

**US Government Securities - End of
Year Fair Market Value:**

546,114

**State & Local Government
Securities - End of Year Book
Value:**

**State & Local Government
Securities - End of Year Fair
Market Value:**

TY 2011 Investments - Land Schedule

Name: THE JOSEPH AND EDWARD RYAN MEMORIAL

EIN: 87-0693977

Category/ Item	Cost/Other Basis	Accumulated Depreciation	Book Value	End of Year Fair Market Value
FARM LAND	1,003,934		1,003,934	1,608,000

TY 2011 Legal Fees Schedule

Name: THE JOSEPH AND EDWARD RYAN MEMORIAL

EIN: 87-0693977

Category	Amount	Net Investment Income	Adjusted Net Income	Disbursements for Charitable Purposes
LEGAL-PRIVATE FOUNDATION REQUIRE	1,438			

TY 2011 Other Expenses Schedule

Name: THE JOSEPH AND EDWARD RYAN MEMORIAL

EIN: 87-0693977

Description	Revenue and Expenses per Books	Net Investment Income	Adjusted Net Income	Disbursements for Charitable Purposes
EXPENSES				
BOARD LIABILITY INSURANCE	211	211		

TY 2011 Other Professional Fees Schedule

Name: THE JOSEPH AND EDWARD RYAN MEMORIAL

EIN: 87-0693977

Category	Amount	Net Investment Income	Adjusted Net Income	Disbursements for Charitable Purposes
FEES AND COMMISSIONS	15,907	15,907		

TY 2011 Taxes Schedule**Name:** THE JOSEPH AND EDWARD RYAN MEMORIAL**EIN:** 87-0693977

Category	Amount	Net Investment Income	Adjusted Net Income	Disbursements for Charitable Purposes
4940 EXCISE TAX ON INVESTMENT IN	5,231			
FOREIGN TAXES	267	267		

MidWestOne Bank			Account No: 007653		2011 Tax Information Statement		Page	21 of 60
2011								
Realized Capital Gains/Losses								
Quantity	Security	Reg	Date Acquired	Date Sold	Sale Proceeds	Investment Cost Basis	Wash Sale Loss Disallowed	Gain/Loss
SHORT-TERM GAINS AND LOSSES								
841 01	FEDERATED TOTAL RETURN GOVT BOND FUND IS (31429A105)	1	10/27/10	08/10/11	9,907.12	9,789.38	0.00	117.74
2155 17	(31429A105)	1	09/17/10	08/10/11	25,387.94	25,000.00	0.00	387.94
2246.59	(31429A105)	1	10/19/10	08/10/11	26,464.80	26,330.00	0.00	134.80
681 79	(31429A105)	1	03/17/11	09/12/11	8,065.61	7,731.53	0.00	334.08
1736 31	(31429A105)	1	10/27/10	09/12/11	20,540.52	20,210.62	0.00	329.90
2608 70	(31429A105)	1	12/01/10	09/12/11	30,860.87	30,000.00	0.00	860.87
Security Total:					121,226.86	119,061.53	0.00	2,165.33
8860 86	GNMA 4.50% 7/20/2040 (38377GG37)	2	06/24/10	01/20/11	8,860.86	8,905.16	0.00	(44.30)
0 26	(38377GG37)	2	06/24/10	02/22/11	0.26	0.26	0.00	0.00
423 62	(38377GG37)	2	06/24/10	03/21/11	423.62	425.74	0.00	(2.12)
0 27	(38377GG37)	2	06/24/10	04/20/11	0.27	0.27	0.00	0.00
0 27	(38377GG37)	2	06/24/10	05/20/11	0.27	0.27	0.00	0.00
0.27	(38377GG37)	2	06/24/10	06/20/11	0.27	0.27	0.00	0.00
Security Total:					9,285.55	9,331.97	0.00	(46.42)
376.51	TEMPLETON INCOME TR GLB BD ADVSOR (880208400)	3	03/17/11	11/29/11	4,725.15	5,000.00	0.00	(274.85)

MidWestOne Bank			Account No: 007653		2011 Tax Information Statement		Page	22 of 60
2011 Realized Capital Gains/Losses (continued)								
Quantity	Security	Reg	Date Acquired	Date Sold	Sale Proceeds	Investment Cost Basis	Wash Sale Loss Disallowed	Gain/Loss
SHORT-TERM GAINS AND LOSSES								
503 96	TEMPLETON INCOME TR GLB BD ADVSOR (Con't) (880208400)	3	07/13/11	11/29/11	6,324 69	7,000 00	0 00	(675 31)
1086 17	(880208400)	3	05/24/11	11/29/11	13,631 42	15,000.00	0.00	(1,368 58)
2483 42	(880208400)	3	01/13/11	11/29/11	31,166 92	33,700.00	0 00	(2,533 08)
4710 30	(880208400)	3	09/12/11	11/29/11	59,114 22	63,589 00	0 00	(4,474 78)
Security Total:					114,962.40	124,289.00	0.00	(9,326.60)
3386 93	VANGUARD INTERMEDIATE TERM INVESTMENT GRADE FD (922031810)	3	03/18/10	01/13/11	33,700.00	33,395 17	0 00	304 83
1793.93	VANGUARD SHORT TERM INVESTMENT GRADE FD (922031836)	3	10/27/10	09/12/11	19,212 97	19,500 00	0 00	(287 03)
1798 89	(922031836)	3	09/17/10	09/12/11	19,266 14	19,500 00	0 00	(233 86)
1851.85	(922031836)	3	03/17/11	09/12/11	19,833.34	20,000.00	0.00	(166.66)
1851.85	(922031836)	3	12/01/10	09/12/11	19,833.34	20,000.00	0.00	(166.66)
2458 69	(922031836)	3	05/24/11	09/12/11	26,332 60	26,529.30	0.00	(196.70)
Security Total:					104,478.39	105,529.30	0.00	(1,050.91)
406 81	VANGUARD INFLATION PROTECTED (922031869)	3	10/27/10	09/01/11	5,772 56	5,500.00	0 00	272 56
411 37	(922031869)	3	03/17/11	09/01/11	5,837 33	5,500 00	0 00	337 33

MidWestOne Bank		Account No: 007653		2011 Tax Information Statement		Page	23 of 60	
2011								
Realized Capital Gains/Losses (continued)								
Quantity	Security	Reg	Date Acquired	Date Sold	Sale Proceeds	Investment Cost Basis	Wash Sale Loss Disallowed	Gain/Loss
SHORT-TERM GAINS AND LOSSES								
414 47	VANGUARD INFLATION PROTECTED(Con't) (922031869)	3	12/01/10	09/01/11	5,881.30	5,500.00	0.00	381.30
419 53	(922031869)	3	09/17/10	09/01/11	5,953.09	5,500.00	0.00	453.09
583 94	(922031869)	3	07/13/11	09/01/11	8,286.14	8,000.00	0.00	286.14
1297 26	(922031869)	3	05/24/11	09/01/11	18,408.09	17,500.00	0.00	908.09
Security Total:					50,138.51	47,500.00	0.00	2,638.51
Total SHORT-TERM GAINS AND LOSSES					433,791.71	439,106.97	0.00	(5,315.26)
LONG-TERM GAINS AND LOSSES								
6 00	AT&T INC COM (00206R102)	2	08/28/06	10/06/11	169.32	186.42	0.00	(17.10)
53 00	(00206R102)	2	01/11/07	10/06/11	1,495.69	1,819.43	0.00	(323.74)
Security Total:					1,665.01	2,005.85	0.00	(340.84)
1 00	ALLSTATE CORP COM (020002101)	2	12/09/05	07/18/11	27.86	55.35	0.00	(27.49)
9 00	(020002101)	2	06/08/07	07/18/11	250.74	545.54	0.00	(294.80)
12 00	(020002101)	2	12/17/09	07/18/11	334.31	340.32	0.00	(6.01)
12 00	(020002101)	2	05/18/06	07/18/11	334.31	677.71	0.00	(343.40)
12 00	(020002101)	2	06/08/07	07/18/11	334.31	727.38	0.00	(393.07)

2011										Realized Capital Gains/Losses (continued)			
Quantity		Security	Reg	Date Acquired	Date Sold	Sale Proceeds	Investment Cost Basis	Wash Sale Loss Disallowed	Gain/Loss				
LONG-TERM GAINS AND LOSSES													
79.00	ALLSTATE CORP COM (Con't)	(020002101)	2	05/18/06	07/18/11	2,200.89	4,461.62	0.00	(2,260.73)				
Security Total:						3,482.42	6,807.92	0.00	(3,325.50)				
51.00	BALL CORP COM	(058498106)	2	01/22/08	01/27/11	3,697.02	2,151.22	0.00	1,545.80				
89.00	BEST BUY INC COM	(086516101)	2	03/26/10	04/01/11	2,552.49	3,834.43	0.00	(1,281.94)				
26.00		(086516101)	2	04/09/10	05/04/11	804.74	1,153.10	0.00	(348.36)				
26.00		(086516101)	2	03/26/10	05/04/11	804.75	1,120.17	0.00	(315.42)				
77.00		(086516101)	2	04/09/10	05/04/11	2,383.28	3,414.95	0.00	(1,031.67)				
Security Total:						6,545.26	9,522.65	0.00	(2,977.39)				
39.00	E M C CORP MASS COM	(268648102)	2	04/07/05	01/06/11	914.51	487.06	0.00	427.45				
39.00		(268648102)	2	09/15/05	01/06/11	914.51	500.76	0.00	413.75				
107.00		(268648102)	2	09/15/05	01/06/11	2,509.03	1,373.88	0.00	1,135.15				
Security Total:						4,338.05	2,361.70	0.00	1,976.35				
93.00	EXELIS INC COM	(30162A108)	2	09/25/08	11/15/11	928.28	1,058.92	0.00	(130.64)				
9.00	EXXON MOBIL CORP COM	(30231G102)	2	10/06/05	06/09/11	731.79	532.80	0.00	198.99				
20.00		(30231G102)	2	04/06/05	06/09/11	1,626.21	1,208.60	0.00	417.61				

2011

Realized Capital Gains/Losses (continued)

Quantity	Security	Reg	Date Acquired	Date Sold	Sale Proceeds	Investment Cost Basis	Wash Sale Loss Disallowed	Gain/Loss
LONG-TERM GAINS AND LOSSES								
1 00	EXXON MOBIL CORP COM(Con't) (30231G102)	2	12/09/05	11/03/11	77.63	58.82	0.00	18.81
1 00	(30231G102)	2	04/07/06	11/03/11	77.63	62.65	0.00	14.98
10 00	(30231G102)	2	12/09/05	11/03/11	776.29	588.20	0.00	188.09
33 00	(30231G102)	2	10/06/05	11/03/11	2,561.77	1,953.60	0.00	608.17
Security Total:						4,404.67	0.00	1,446.65
24743 74	FNMA 5 50% 1/25/2035 (31394CNG3)	2	02/11/05	02/25/11	24,743.74	24,929.32	0.00	(185.58)
29391 15	(31394CNG3)	2	02/11/05	03/25/11	29,391.15	29,611.58	0.00	(220.43)
26297.32	(31394CNG3)	2	02/11/05	04/25/11	26,297.32	26,494.55	0.00	(197.23)
20988 29	(31394CNG3)	2	02/11/05	05/25/11	20,988.29	21,145.70	0.00	(157.41)
8941 80	(31394CNG3)	2	02/11/05	06/27/11	8,941.80	9,008.86	0.00	(67.06)
13048.18	(31394CNG3)	2	02/11/05	07/25/11	13,048.18	13,146.04	0.00	(97.86)
13433 97	(31394CNG3)	2	02/11/05	08/25/11	13,433.97	13,534.73	0.00	(100.76)
55938 37	(31394CNG3)	2	02/11/05	09/26/11	55,938.37	56,357.91	0.00	(419.54)
30878 95	(31394CNG3)	2	02/11/05	10/25/11	30,878.95	31,110.54	0.00	(231.59)
225000.00	(31394CNG3)	2	02/11/05	11/25/11	1,338.23	1,348.27	0.00	(10.04)
Security Total:						226,687.50	0.00	(1,687.50)

MidWestOne Bank			Account No: 007653		2011 Tax Information Statement			Page	26 of	60
2011										
Realized Capital Gains/Losses (continued)										
Quantity	Security	Reg	Date Acquired	Date Sold	Sale Proceeds	Investment Cost Basis	Wash Sale Loss Disallowed	Gain/Loss		
LONG-TERM GAINS AND LOSSES										
17130.92	FHLMC 5 50% 04/15/34 (31394XER3)	2	09/14/09	01/18/11	17,130.92	17,173.75	0.00	(42.83)		
15379.22	(31394XER3)	2	09/14/09	02/15/11	15,379.22	15,417.67	0.00	(38.45)		
5914.84	(31394XER3)	2	09/14/09	03/15/11	5,914.84	5,929.63	0.00	(14.79)		
7583.86	(31394XER3)	2	09/14/09	05/16/11	7,583.86	7,602.82	0.00	(18.96)		
Security Total:					46,008.84	46,123.87	0.00	(115.03)		
5442.12	FHLMC POOL #2822 (31395C3W9)	2	07/09/04	01/18/11	5,442.12	5,442.12	0.00	0.00		
3619.67	(31395C3W9)	2	07/09/04	02/15/11	3,619.67	3,619.67	0.00	0.00		
2046.56	(31395C3W9)	2	07/09/04	03/15/11	2,046.56	2,046.56	0.00	0.00		
3118.52	(31395C3W9)	2	07/09/04	04/15/11	3,118.52	3,118.52	0.00	0.00		
2204.62	(31395C3W9)	2	07/09/04	05/16/11	2,204.62	2,204.62	0.00	0.00		
2240.31	(31395C3W9)	2	07/09/04	06/15/11	2,240.31	2,240.31	0.00	0.00		
2401.09	(31395C3W9)	2	07/09/04	07/15/11	2,401.09	2,401.09	0.00	0.00		
2568.52	(31395C3W9)	2	07/09/04	08/15/11	2,568.52	2,568.52	0.00	0.00		
2255.70	(31395C3W9)	2	07/09/04	09/15/11	2,255.70	2,255.70	0.00	0.00		
1750.11	(31395C3W9)	2	07/09/04	10/17/11	1,750.11	1,750.11	0.00	0.00		
2608.37	(31395C3W9)	2	07/09/04	11/15/11	2,608.37	2,608.37	0.00	0.00		

2011

Realized Capital Gains/Losses (continued)

Quantity	Security	Reg	Date Acquired	Date Sold	Sale Proceeds	Investment Cost Basis	Wash Sale Loss Disallowed	Gain/Loss
LONG-TERM GAINS AND LOSSES								
2675 14	FHLMC POOL #2822(Con't) (31395C3W9)	2	07/09/04	12/15/11	2,675.14	2,675.14	0.00	0.00
Security Total:					32,930.73	32,930.73	0.00	0.00
5579 54	FHLMC 5% 06/15/39 (31398E7D0)	2	06/30/09	01/18/11	5,579.54	5,579.54	0.00	0.00
3350 77	FNMA 5.00% 06/25/39 (31398FQ08)	2	10/14/09	01/25/11	3,350.77	3,353.21	0.00	(2.44)
69033 84	FHLMC 5% 07/15/39 (31398JLX9)	2	08/19/09	04/15/11	69,033.84	69,033.84	0.00	0.00
139287 02	(31398JLX9)	2	08/19/09	05/16/11	139,287.02	139,287.02	0.00	0.00
41679 14	(31398JLX9)	2	08/19/09	06/16/11	41,679.14	41,679.14	0.00	0.00
Security Total:					250,000.00	250,000.00	0.00	0.00
487 26	FEDERATED TOTAL RETURN GOVT BOND FUND IS (31429A105)	1	03/03/10	05/19/11	5,549.89	5,515.78	0.00	34.11
2981 57	(31429A105)	1	03/18/10	05/19/11	33,960.11	33,661.93	0.00	298.18
1718 69	(31429A105)	1	04/27/10	08/10/11	20,246.16	19,404.00	0.00	842.16
3412 05	(31429A105)	1	03/18/10	08/10/11	40,193.98	38,522.07	0.00	1,671.91
Security Total:					99,950.14	97,103.78	0.00	2,846.36
889 82	GNMA POOL #604651 (36200MWL3)	2	02/05/04	01/18/11	889.82	888.15	0.00	1.67
1322 18	(36200MWL3)	2	02/05/04	02/15/11	1,322.18	1,319.70	0.00	2.48

2011

Realized Capital Gains/Losses (continued)

Quantity	Security	Reg	Date Acquired	Date Sold	Sale Proceeds	Investment Cost Basis	Wash Sale Loss Disallowed	Gain/Loss
LONG-TERM GAINS AND LOSSES								
910.76	GNMA POOL #604651 (Con't) (36200MWL3)	2	02/05/04	03/15/11	910.76	909.05	0.00	1.71
825.43	(36200MWL3)	2	02/05/04	04/15/11	825.43	823.88	0.00	1.55
655.97	(36200MWL3)	2	02/05/04	05/16/11	655.97	654.74	0.00	1.23
840.27	(36200MWL3)	2	02/05/04	06/15/11	840.27	838.70	0.00	1.57
671.81	(36200MWL3)	2	02/05/04	07/15/11	671.81	670.55	0.00	1.26
907.70	(36200MWL3)	2	02/05/04	08/15/11	907.70	906.00	0.00	1.70
482.92	(36200MWL3)	2	02/05/04	09/15/11	482.92	482.01	0.00	0.91
1077.67	(36200MWL3)	2	02/05/04	10/17/11	1,077.67	1,075.65	0.00	2.02
1479.96	(36200MWL3)	2	02/05/04	11/15/11	1,479.96	1,477.19	0.00	2.77
201.10	(36200MWL3)	2	02/05/04	12/15/11	201.10	200.72	0.00	0.38
Security Total:					10,265.59	10,246.34	0.00	19.25
162.64	GNMA POOL #630958 (36291K5T0)	2	06/25/04	01/18/11	162.64	166.50	0.00	(3.86)
108.54	(36291K5T0)	2	06/25/04	02/15/11	108.54	111.12	0.00	(2.58)
177.29	(36291K5T0)	2	06/25/04	03/15/11	177.29	181.50	0.00	(4.21)
114.90	(36291K5T0)	2	06/25/04	04/15/11	114.90	117.63	0.00	(2.73)
115.51	(36291K5T0)	2	06/25/04	05/16/11	115.51	118.25	0.00	(2.74)

MidWestOne Bank		Account No: 007653		2011 Tax Information Statement		Page	29 of 60	
2011								
Realized Capital Gains/Losses (continued)								
Quantity	Security	Reg	Date Acquired	Date Sold	Sale Proceeds	Investment Cost Basis	Wash Sale Loss Disallowed	Gain/Loss
LONG-TERM GAINS AND LOSSES								
5938.47	GNMA POOL #630958 (Con't) (36291K5T0)	2	06/25/04	06/15/11	5,938.47	6,079.51	0.00	(141.04)
100.67	(36291K5T0)	2	06/25/04	07/15/11	100.67	103.06	0.00	(2.39)
95.67	(36291K5T0)	2	06/25/04	08/15/11	95.67	97.94	0.00	(2.27)
6305.68	(36291K5T0)	2	06/25/04	09/15/11	6,305.68	6,455.44	0.00	(149.76)
83.45	(36291K5T0)	2	06/25/04	10/17/11	83.45	85.43	0.00	(1.98)
79.03	(36291K5T0)	2	06/25/04	11/15/11	79.03	80.91	0.00	(1.88)
84.35	(36291K5T0)	2	06/25/04	12/15/11	84.35	86.35	0.00	(2.00)
Security Total:					13,366.20	13,683.64	0.00	(317.44)
15.00	GAMESTOP CORP NEW CL A (36467W109)	2	11/17/08	02/24/11	291.62	350.44	0.00	(58.82)
150.00	(36467W109)	2	11/17/08	02/24/11	2,916.21	3,504.41	0.00	(588.20)
150.00	(36467W109)	2	09/11/09	02/24/11	2,916.22	3,716.99	0.00	(800.77)
Security Total:					6,124.05	7,571.84	0.00	(1,447.79)
20.00	GENZYME CORP COM GENL DIV (372917104)	2	09/09/09	04/28/11	1,480.00	1,081.64	0.00	398.36
29.00	(372917104)	2	10/02/09	04/28/11	2,146.00	1,558.68	0.00	587.32
37.00	(372917104)	2	09/14/07	04/28/11	2,738.00	2,261.53	0.00	476.47
Security Total:					6,364.00	4,901.85	0.00	1,462.15

MidWestOne Bank			Account No: 007653		2011 Tax Information Statement			Page	30 of	60
2011 Realized Capital Gains/Losses (continued)										
Quantity	Security	Reg	Date Acquired	Date Sold	Sale Proceeds	Investment Cost Basis	Wash Sale Loss Disallowed	Gain/Loss		
LONG-TERM GAINS AND LOSSES										
12373.59	GNMA 5.50% 10/16/39 (38376EYU3)	2	12/14/09	01/18/11	12,373.59	12,559.19	0.00	(185.60)		
5004.74	(38376EYU3)	2	12/14/09	02/16/11	5,004.74	5,079.81	0.00	(75.07)		
6884.82	(38376EYU3)	2	12/14/09	03/16/11	6,884.82	6,988.10	0.00	(103.28)		
1758.54	(38376EYU3)	2	12/14/09	04/18/11	1,758.54	1,784.92	0.00	(26.38)		
1704.17	(38376EYU3)	2	12/14/09	05/16/11	1,704.17	1,729.73	0.00	(25.56)		
10.09	(38376EYU3)	2	12/14/09	06/16/11	10.09	10.24	0.00	(0.15)		
1027.60	(38376EYU3)	2	12/14/09	07/18/11	1,027.60	1,043.01	0.00	(15.41)		
2207.84	(38376EYU3)	2	12/14/09	08/16/11	2,207.84	2,240.96	0.00	(33.12)		
15000.00	(38376EYU3)	2	12/14/09	09/16/11	2,166.43	2,198.93	0.00	(32.50)		
Security Total:					33,137.82	33,634.89	0.00	(497.07)		
0.27	GNMA 4.50% 7/20/2040 (38377GG37)	2	06/24/10	07/20/11	0.27	0.27	0.00	0.00		
0.28	(38377GG37)	2	06/24/10	08/22/11	0.28	0.28	0.00	0.00		
0.27	(38377GG37)	2	06/24/10	09/20/11	0.27	0.27	0.00	0.00		
0.28	(38377GG37)	2	06/24/10	10/20/11	0.28	0.28	0.00	0.00		
0.28	(38377GG37)	2	06/24/10	11/21/11	0.28	0.28	0.00	0.00		
0.28	(38377GG37)	2	06/24/10	12/20/11	0.28	0.28	0.00	0.00		
Security Total:					1.66	1.66	0.00	0.00		

MidWestOne Bank		Account No: 007653		2011 Tax Information Statement		Page	31 of	60
2011 Realized Capital Gains/Losses (continued)								
Quantity	Security	Reg	Date Acquired	Date Sold	Sale Proceeds	Investment Cost Basis	Wash Sale Loss Disallowed	Gain/Loss
LONG-TERM GAINS AND LOSSES								
46.50	ITT CORP NEW COM NEW (450911201)	2	09/25/08	11/15/11	925.42	2,215.32	0.00	(1,289.90)
13.00	JOHNSON & JOHNSON COM (478160104)	2	01/26/06	09/23/11	797.86	763.62	0.00	34.24
37.00	(478160104)	2	12/14/05	09/23/11	2,270.85	2,236.65	0.00	34.20
Security Total:					3,068.71	3,000.27	0.00	68.44
0.79	KINDER MORGAN MANAGEMENT LLC SHS (49455U100)	2	01/23/09	02/15/11	50.94	28.19	0.00	22.75
0.78	(49455U100)	2	01/23/09	05/17/11	48.32	27.36	0.00	20.96
0.01	(49455U100)	2	01/23/09	08/15/11	0.61	0.34	0.00	0.27
0.01	(49455U100)	2	01/23/09	11/16/11	0.47	0.24	0.00	0.23
Security Total:					100.34	56.13	0.00	44.21
54.00	RESEARCH IN MOTION LTD COM (760975102)	2	12/08/09	11/02/11	1,010.87	3,320.43	0.00	(2,309.56)
91.00	(760975102)	2	11/05/09	11/02/11	1,703.49	5,343.52	0.00	(3,640.03)
Security Total:					2,714.36	8,663.95	0.00	(5,949.59)
20.00	SANOFI - AVENTIS SA CVR EXP 12/31/2020 (80105N113)	2	09/09/09	05/23/11	49.00	35.53	0.00	13.47
29.00	(80105N113)	2	10/02/09	05/23/11	71.05	51.19	0.00	19.86
37.00	(80105N113)	2	09/14/07	05/23/11	90.65	74.28	0.00	16.37
Security Total:					210.70	161.00	0.00	49.70

2011

Realized Capital Gains/Losses (continued)

Quantity	Security	Reg	Date Acquired	Date Sold	Sale Proceeds	Investment Cost Basis	Wash Sale Loss Disallowed	Gain/Loss
LONG-TERM GAINS AND LOSSES								
157 35	VANGUARD SHORT TERM INVESTMENT GRADE FD (922031836)	3	10/09/09	09/12/11	1,685 18	1,660 00	0 00	25 18
975 83	(922031836)	3	05/28/09	09/12/11	10,451 18	9,855 92	0 00	595.26
1820 73	(922031836)	3	03/03/10	09/12/11	19,500.00	19,500.00	0 00	0 00
4126.17	(922031836)	3	03/18/10	09/12/11	44,191.25	44,150 00	0.00	41 25
Security Total:					75,827.61	75,165.92	0.00	661.69
246.13	VANGUARD INFLATION PROTECTED (922031869)	3	05/28/09	09/01/11	3,492 63	2,943.75	0.00	548 88
436 16	(922031869)	3	03/03/10	09/01/11	6,189.14	5,500.00	0.00	689.14
1003 40	(922031869)	3	03/18/10	09/01/11	14,238.19	12,703 00	0 00	1,535.19
Security Total:					23,919.96	21,146.75	0.00	2,773.21
7.00	VERIZON COMMUNICATIONS INC COM (92343V104)	2	10/26/05	10/06/11	250 46	192 53	0 00	57 93
34 00	(92343V104)	2	10/26/05	10/06/11	1,216 53	935.13	0.00	281 40
34 00	(92343V104)	2	06/22/05	10/06/11	1,216 53	1,070 64	0 00	145 89
Security Total:					2,683.52	2,198.30	0.00	485.22

Total LONG-TERM GAINS AND LOSSES					868,037.32	872,739.42	0.00	(4,702.10)
Grand Total:					1,301,829.03	1,311,846.39	0.00	(10,017.36)

Report Date May 03, 2012

MIDWESTONE BANK

Time Prepared 02:04:04 PM

Requested By Bob Ross

Includes Account: 52 00 7653 0 03 THE JOSEPH AND EDWARD RYAN MEMORIAL INV AGENCY

Account Holdings as of 12/31/2011

Cusip No	Security Name	Shares / Par	Investment	Unit Price	Market Value	Price Date
001055102	AFLAC INC	189 0000	8,512 81	43 26	8,176 14	12/30/2011
00206R102	AT&T INC	149 0000	4,618 05	30 24	4,505 76	12/30/2011
00206RAJ1	AT&T 5 50% 02/01/18	100,000 0000	100,000 00	115 753	115,753 00	12/30/2011
002824100	ABBOTT LABORATORIES	165 0000	8,204 76	56 23	9,277 95	12/30/2011
00724F101	ADOBE SYSTEMS INC	133 0000	4,984 38	28 27	3,759 91	12/30/2011
020002101	ALLSTATE CORP	164 0000	4,885 66	27 41	4,495 24	12/30/2011
025816109	AMERICAN EXPRESS	107 0000	4,872 83	47 17	5,047 19	12/30/2011
037833100	APPLE INC	16 0000	6,295 84	405 00	6,480 00	12/30/2011
04314H501	ARTISAN SM CAP VALUE	2,412 0930	30,862 44	14 92	35,988 43	12/30/2011
04314H709	ARTISAN M/CAP VALUE	330 0000	5,021 18	19 70	6,501 00	12/30/2011
058498106	BALL CORP	308 0000	6,495 84	35 71	10,998 68	12/30/2011
091928101	BLACKROCK SMALL CAP	1,873 0560	37,474 96	23 46	43,941 89	12/30/2011
097023105	BOEING COMPANY	166 0000	13,026 67	73 35	12,176 10	12/30/2011
126650100	CVS/CAREMARK CORP	276 0000	9,226 32	40 78	11,255 28	12/30/2011
165167107	CHESAPEAKE ENERGY	161 0000	4,842 88	22 29	3,588 69	12/30/2011
166764100	CHEVRON CORP	137 0000	8,895 45	106 40	14,576 80	12/30/2011
17275R102	CISCO SYSTEMS INC	399 0000	9,650 39	18 08	7,213 92	12/30/2011
20825C104	CONOCOPHILLIPS	96 0000	6,477 73	72 87	6,995 52	12/30/2011
235851102	DANAHER CORP	48 0000	2,375 46	47 04	2,257 92	12/30/2011
237194105	DARDEN RESTAURANTS	121 0000	4,695 42	45 58	5,515 18	12/30/2011
256206103	DODGE & COX INTL STK	1,490 2650	47,176 58	29 24	43,575 35	12/30/2011
26441C105	DUKE ENERGY HOLDING	299 0000	5,537 42	22 00	6,578 00	12/30/2011
268648102	EMC CORP	469 0000	6,947 18	21 54	10,102 26	12/30/2011
30161N101	EXELON CORPORATION	180 0000	7,840 45	43 37	7,806 60	12/30/2011
30231G102	EXXON MOBIL CORP	28 0000	1,754 20	84 76	2,373 28	12/30/2011
31394XER3	FHLMC 5 50% 04/15/34	118,064 4900	118,359 63	108 992	128,680 85	12/30/2011
31395C3W9	FHLMC POOL #2822	76,087 3400	76,087 34	103 835	79,005 29	12/30/2011
31420B300	FCM-#900 INSTL TR H	15,721 2800	150,172 85	9 56	150,295 44	12/30/2011
31428Q887	FCM-#835 MTG FUND	31,206 4900	312 355 36	9 96	310,816 64	12/30/2011
31429A105	FCM-#647 GOVT BD FD	10,712 6970	122,268 47	11 80	126,409 82	12/30/2011
36200MWL3	GNMA POOL #604651	44,057 5300	43,974 96	111 409	49,084 05	12/30/2011
36291K5T0	GNMA POOL #630958	43,520 8500	44,554 46	113 838	49,543 27	12/30/2011
369604103	GENERAL ELECTRIC CO	115 0000	4,200 01	17 91	2,059 65	12/30/2011
38141W398	GOLDMAN SACHS MC VAL	196 2280	6,450 00	33 57	6,587 37	12/30/2011
38377GG37	GNMA 4 50% 1/20/2040	238,674 2700	239,867 66	100 472	239,800 81	12/30/2011
441060100	HOSPIRA INC	192 0000	6,899 04	30 37	5,831 04	12/30/2011
452308109	ILLINOIS TOOLWORKS	110 0000	4,944 43	46 71	5,138 10	12/30/2011
458140100	INTEL CORP	327 0000	6,917 76	24 25	7,929 75	12/30/2011
459200101	IBM	80 0000	10,392 77	183 88	14,710 40	12/30/2011
46625H100	JP MORGAN CHASE	200 0000	8,665 83	33 25	6,650 00	12/30/2011
478160104	JOHNSON & JOHNSON	116 0000	7,251 54	65 58	7,607 28	12/30/2011
49455U100	KINDER MORGAN MGMT	232 0000	7,949 69	78 52	18,216 64	12/30/2011
500255104	KOHL'S	189 0000	9,072 43	49 35	9,327 15	12/30/2011
50075N104	KRAFT FOODS INC	329 0000	7,496 50	37 36	12,291 44	12/30/2011
569005994	JOHNSON COUNTY FARM	1 0000	1,003,934 00	1,608,000 00	1,608,000 00	12/03/2007
580135101	MCDONALDS CORP	134 0000	7,416 31	100 33	13,444 22	12/30/2011
60934N856	FCM-#636 GOVT TX-MGD	138,432 9400	138,432 94	1 00	138,432 94	12/30/2011
626124242	MUNDER M/C CORE GR Y	648 7790	16,892 91	28 23	18,315 03	12/30/2011
637071101	NAT'L OILWELL INC	37 0000	2,708 01	67 99	2,515 63	12/30/2011
67103H107	O'REILLY AUTOMOTIVE	65 0000	3,871 23	79 95	5,196 75	12/30/2011
68389X105	ORACLE SYSTEMS CORP	357 0000	6,218 12	25 65	9,157 05	12/30/2011
683974505	OPPENHEIMER DEV MKTS	1,190 1630	38,662 47	28 97	34,479 02	12/30/2011
711001990	DIRECTOR/OFFICER INS	1 0000	1 00		1 00	07/09/2007
713448108	PEPSICO INCORPORATED	158 0000	10,337 34	66 35	10,483 30	12/30/2011

Report Date
Time Prepared
Requested By
Includes

May 03, 2012

02:04:04 PM

Bob Ross

Account: 52 00 7653 0 03 THE JOSEPH AND EDWARD RYAN MEMORIAL INV AGENCY

MIDWESTONE BANK

Account Holdings as of 12/31/2011

Cusip No	Security Name	Shares / Par	Investment	Unit Price	Market Value	Price Date
742718109	PROCTER & GAMBLE	190 0000	10,261 27	66 71	12,674 90	12/30/2011
820280105	SHAW GROUP INC	297 0000	5,998 14	26 90	7,989 30	12/30/2011
857477103	STATE STR CORP	128 0000	7,999 17	40 31	5,159 68	12/30/2011
87612E106	TARGET CORP	151 0000	7,716 56	51 22	7,734 22	12/30/2011
88579Y101	3M CO	41 0000	3,025 05	81 73	3,350 93	12/30/2011
922031810	VANG 571 INT TRM ADM	42,632 4480	433,323 63	9 99	425,898 16	12/30/2011
922031836	VANG 539 S/T INV ADM	16,911 2290	181,500 70	10 64	179,935 48	12/30/2011
92220P105	VARIAN MEDICAL SYST	144 0000	6,390 64	67 13	9 666 72	12/30/2011
92343V104	VERIZON COMM	118 0000	3,459 67	40 12	4,734 16	12/30/2011
931422109	WALGREEN COMPANY	231 0000	9,959 06	33 06	7,636 86	12/30/2011
949746101	WELLS FARGO COMPANY	239 0000	7,569 02	27 56	6,586 84	12/30/2011
958102105	WESTERN DIGITAL CORP	146 0000	2,502 44	30 95	4,518 70	12/30/2011
98419M100	XYLEM INC	93 0000	1 911 44	25 69	2,389 17	12/30/2011
G1151C101	ACCENTURE LTD	84 0000	2,943 83	53 23	4,471 32	12/30/2011
G2554F113	COVIDIEN PLC	46 0000	2,097 57	45 01	2,070 46	12/30/2011

Total Securities
Income Cash
Principal Cash
Account Total

892,324.1480

3,453,688.15

0.00

5,456.98

3,459,145.13

4,143,766.92

0.00

5,456.98

4,149,223.90

US & Int'l Cash + sm's = (521,944.05)

200 = (5,456.11427)

Income 11,903,924.00

(1,608,000.00)

Prin 5 15,456.98

6 15,456.98

Sum of all 1,926,910.10

1,190,652.65

INL S, B Cash 2,169.80

2,169.80

3 3,459,145.13

4 4,149,223.90

3,461,613.93

4,151,642.90