



See a Social Security Number? Say Something!
Report Privacy Problems to <https://public.resource.org/privacy>
Or call the IRS Identity Theft Hotline at 1-800-908-4490



**Return of Private Foundation
or Section 4947(a)(1) Nonexempt Charitable Trust
Treated as a Private Foundation**

2011

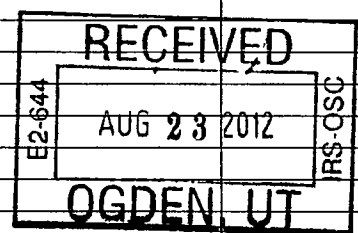
Department of the Treasury
Internal Revenue Service

Note The foundation may be able to use a copy of this return to satisfy state reporting requirements.

For calendar year 2011 or tax year beginning _____, and ending _____

Name of foundation ROCKCARES: THE NORRIS-ROCABERTE FAMILY FOUNDATION		A Employer identification number 77-0539237
Number and street (or P.O. box number if mail is not delivered to street address) P.O. BOX 741880		B Telephone number (323)933-0922
City or town, state, and ZIP code LOS ANGELES, CA 90004		C If exemption application is pending, check here <input type="checkbox"/>
G Check all that apply: <input type="checkbox"/> Initial return <input type="checkbox"/> Initial return of a former public charity <input type="checkbox"/> Final return <input type="checkbox"/> Amended return <input type="checkbox"/> Address change <input type="checkbox"/> Name change		D 1. Foreign organizations, check here <input type="checkbox"/> Foreign organizations meeting the 85% test, 2. check here and attach computation <input type="checkbox"/>
H Check type of organization: <input checked="" type="checkbox"/> Section 501(c)(3) exempt private foundation <input type="checkbox"/> Section 4947(a)(1) nonexempt charitable trust <input type="checkbox"/> Other taxable private foundation		E If private foundation status was terminated under section 507(b)(1)(A), check here <input type="checkbox"/>
I Fair market value of all assets at end of year (from Part II, col. (c), line 16) \$ 1,793,568.	J Accounting method: <input checked="" type="checkbox"/> Cash <input type="checkbox"/> Accrual <input type="checkbox"/> Other (specify) _____	F If the foundation is in a 60-month termination under section 507(b)(1)(B), check here <input type="checkbox"/>

Part I Analysis of Revenue and Expenses <small>(The total of amounts in columns (b), (c), and (d) may not necessarily equal the amounts in column (a))</small>		(a) Revenue and expenses per books	(b) Net investment income	(c) Adjusted net income	(d) Disbursements for charitable purposes (cash basis only)
1 Contributions, gifts, grants, etc., received				N/A	
2 Check <input checked="" type="checkbox"/> if the foundation is not required to attach Sch B					
3 Interest on savings and temporary cash investments		1,029.	1,029.		STATEMENT 1
4 Dividends and interest from securities		23,589.	23,589.		STATEMENT 2
5a Gross rents					
b Net rental income or (loss)					
6a Net gain or (loss) from sale of assets not on line 10		10,661.			
b Gross sales price for all assets on line 6a 174,443.					
7 Capital gain net income (from Part IV, line 2)			10,661.		
8 Net short-term capital gain					
9 Income modifications					
10a Gross sales less returns and allowances					
b Less Cost of goods sold					
c Gross profit or (loss)					
11 Other income		2,540.	2,540.		STATEMENT 3
12 Total. Add lines 1 through 11		37,819.	37,819.		
13 Compensation of officers, directors, trustees, etc		0.	0.		0.
14 Other employee salaries and wages					
15 Pension plans, employee benefits					
16a Legal fees STMT 4		3,500.	0.		0.
b Accounting fees STMT 5		4,730.	0.		0.
c Other professional fees					
17 Interest					
18 Taxes STMT 6		5,046.	0.		0.
19 Depreciation and depletion					
20 Occupancy					
21 Travel, conferences, and meetings					
22 Printing and publications					
23 Other expenses STMT 7		20,852.	19,166.		0.
24 Total operating and administrative expenses Add lines 13 through 23		34,128.	19,166.		0.
25 Contributions, gifts, grants paid		75,500.			75,500.
26 Total expenses and disbursements Add lines 24 and 25		109,628.	19,166.		75,500.
27 Subtract line 26 from line 12:					
a Excess of revenue over expenses and disbursements		-71,809.			
b Net investment income (if negative, enter -0-)			18,653.		
c Adjusted net income (if negative, enter -0-)				N/A	



SCANNED AUG 27 2012

TOP

ROCKCARES: THE NORRIS-ROCABERTE FAMILY

Form 990-PF (2011)

FOUNDATION

77-0539237

Page 2

Part II Balance Sheets		Attached schedules and amounts in the description column should be for end-of-year amounts only		Beginning of year	End of year	
		(a) Book Value	(b) Book Value	(c) Fair Market Value		
Assets	1	Cash - non-interest-bearing				
	2	Savings and temporary cash investments		1,941,945.	98,875.	98,875.
	3	Accounts receivable ▶				
		Less: allowance for doubtful accounts ▶				
	4	Pledges receivable ▶				
		Less: allowance for doubtful accounts ▶				
	5	Grants receivable				
	6	Receivables due from officers, directors, trustees, and other disqualified persons				
	7	Other notes and loans receivable ▶				
		Less: allowance for doubtful accounts ▶				
	8	Inventories for sale or use				
	9	Prepaid expenses and deferred charges				
	10a	Investments - U.S. and state government obligations				
	b	Investments - corporate stock STMT 8		0.	1,771,261.	1,694,693.
	c	Investments - corporate bonds				
11	Investments - land, buildings, and equipment basis ▶					
	Less: accumulated depreciation ▶					
12	Investments - mortgage loans					
13	Investments - other					
14	Land, buildings, and equipment: basis ▶	3,567.				
	Less: accumulated depreciation STMT 9 ▶	3,567.				
15	Other assets (describe ▶)					
16	Total assets (to be completed by all filers)		1,941,945.	1,870,136.	1,793,568.	
Liabilities	17	Accounts payable and accrued expenses				
	18	Grants payable				
	19	Deferred revenue				
	20	Loans from officers, directors, trustees, and other disqualified persons				
	21	Mortgages and other notes payable				
	22	Other liabilities (describe ▶)				
23	Total liabilities (add lines 17 through 22)		0.	0.		
Net Assets or Fund Balances	Foundations that follow SFAS 117, check here ▶ <input type="checkbox"/>		and complete lines 24 through 26 and lines 30 and 31.			
	24	Unrestricted				
	25	Temporarily restricted				
	26	Permanently restricted				
	Foundations that do not follow SFAS 117, check here ▶ <input checked="" type="checkbox"/>		and complete lines 27 through 31			
	27	Capital stock, trust principal, or current funds		0.	0.	
	28	Paid-in or capital surplus, or land, bldg., and equipment fund		0.	0.	
29	Retained earnings, accumulated income, endowment, or other funds		1,941,945.	1,870,136.		
30	Total net assets or fund balances		1,941,945.	1,870,136.		
31	Total liabilities and net assets/fund balances		1,941,945.	1,870,136.		

Part III Analysis of Changes in Net Assets or Fund Balances

1	Total net assets or fund balances at beginning of year - Part II, column (a), line 30 (must agree with end-of-year figure reported on prior year's return)	1	1,941,945.
2	Enter amount from Part I, line 27a	2	-71,809.
3	Other increases not included in line 2 (itemize) ▶	3	0.
4	Add lines 1, 2, and 3	4	1,870,136.
5	Decreases not included in line 2 (itemize) ▶	5	0.
6	Total net assets or fund balances at end of year (line 4 minus line 5) - Part II, column (b), line 30	6	1,870,136.

Part IV Capital Gains and Losses for Tax on Investment Income

(a) List and describe the kind(s) of property sold (e.g., real estate, 2-story brick warehouse; or common stock, 200 shs. MLC Co.)	(b) How acquired P - Purchase D - Donation	(c) Date acquired (mo., day, yr.)	(d) Date sold (mo., day, yr.)
1a MERRILL LYNCH #808-02106 (SEE ATTACHED)	P	VARIOUS	
b			
c			
d			
e			

(e) Gross sales price	(f) Depreciation allowed (or allowable)	(g) Cost or other basis plus expense of sale	(h) Gain or (loss) (e) plus (f) minus (g)
a 174,443.		163,782.	10,661.
b			
c			
d			
e			

Complete only for assets showing gain in column (h) and owned by the foundation on 12/31/69			(l) Gains (Col. (h) gain minus col. (k), but not less than -0-) or Losses (from col. (h))
(i) F.M.V. as of 12/31/69	(j) Adjusted basis as of 12/31/69	(k) Excess of col. (i) over col. (j), if any	
a			10,661.
b			
c			
d			
e			

2 Capital gain net income or (net capital loss) { If gain, also enter in Part I, line 7 If (loss), enter -0- in Part I, line 7 }	2	10,661.
3 Net short-term capital gain or (loss) as defined in sections 1222(5) and (6): If gain, also enter in Part I, line 8, column (c). If (loss), enter -0- in Part I, line 8	3	N/A

Part V Qualification Under Section 4940(e) for Reduced Tax on Net Investment Income

(For optional use by domestic private foundations subject to the section 4940(a) tax on net investment income.)

If section 4940(d)(2) applies, leave this part blank.

Was the foundation liable for the section 4942 tax on the distributable amount of any year in the base period? Yes No

If "Yes," the foundation does not qualify under section 4940(e). Do not complete this part.

1 Enter the appropriate amount in each column for each year; see instructions before making any entries.

(a) Base period years Calendar year (or tax year beginning in)	(b) Adjusted qualifying distributions	(c) Net value of noncharitable-use assets	(d) Distribution ratio (col. (b) divided by col. (c))
2010	173,845.	1,862,965.	.093316
2009	113,834.	1,715,747.	.066347
2008	30,000.	2,157,933.	.013902
2007	101,022.	2,580,373.	.039150
2006	42,500.	2,426,271.	.017517

2 Total of line 1, column (d)	2	.230232
3 Average distribution ratio for the 5-year base period - divide the total on line 2 by 5, or by the number of years the foundation has been in existence if less than 5 years	3	.046046
4 Enter the net value of noncharitable-use assets for 2011 from Part X, line 5	4	1,831,151.
5 Multiply line 4 by line 3	5	84,317.
6 Enter 1% of net investment income (1% of Part I, line 27b)	6	187.
7 Add lines 5 and 6	7	84,504.
8 Enter qualifying distributions from Part XII, line 4	8	75,500.

If line 8 is equal to or greater than line 7, check the box in Part VI, line 1b, and complete that part using a 1% tax rate. See the Part VI instructions.

ROCKCARES: THE NORRIS-ROCABERTE FAMILY

Form 990-PF (2011)

FOUNDATION

77-0539237

Page 4

Part VI Excise Tax Based on Investment Income (Section 4940(a), 4940(b), 4940(e), or 4948 - see instructions)

1a	Exempt operating foundations described in section 4940(d)(2), check here <input type="checkbox"/> and enter "N/A" on line 1. Date of ruling or determination letter: _____ (attach copy of letter if necessary-see instructions)		
b	Domestic foundations that meet the section 4940(e) requirements in Part V, check here <input type="checkbox"/> and enter 1% of Part I, line 27b	1	373.
c	All other domestic foundations enter 2% of line 27b. Exempt foreign organizations enter 4% of Part I, line 12, col. (b).		
2	Tax under section 511 (domestic section 4947(a)(1) trusts and taxable foundations only. Others enter -0-)	2	0.
3	Add lines 1 and 2	3	373.
4	Subtitle A (income) tax (domestic section 4947(a)(1) trusts and taxable foundations only. Others enter -0-)	4	0.
5	Tax based on investment income. Subtract line 4 from line 3. If zero or less, enter -0-	5	373.
6	Credits/Payments:		
a	2011 estimated tax payments and 2010 overpayment credited to 2011	6a	1,040.
b	Exempt foreign organizations - tax withheld at source	6b	
c	Tax paid with application for extension of time to file (Form 8868)	6c	
d	Backup withholding erroneously withheld	6d	
7	Total credits and payments. Add lines 6a through 6d	7	1,040.
8	Enter any penalty for underpayment of estimated tax. Check here <input type="checkbox"/> if Form 2220 is attached	8	
9	Tax due. If the total of lines 5 and 8 is more than line 7, enter amount owed	9	
10	Overpayment. If line 7 is more than the total of lines 5 and 8, enter the amount overpaid	10	667.
11	Enter the amount of line 10 to be: Credited to 2012 estimated tax <input type="checkbox"/> 400. Refunded <input type="checkbox"/>	11	267.

Part VII-A Statements Regarding Activities

	Yes	No
1a		X
1b		X
1c		X
2		X
3		X
4a		X
4b		
5		X
6		X
7	X	
8a		
8b	X	
9		X
10		X

N/A

Form 990-PF (2011)

**ROCKCARES: THE NORRIS-ROCARBERTE FAMILY
FOUNDATION**

Form 990-PF (2011)

77-0539237

Page 5

Part VII-A Statements Regarding Activities (continued)

11	At any time during the year, did the foundation, directly or indirectly, own a controlled entity within the meaning of section 512(b)(13)? If "Yes," attach schedule (see instructions)	11		X
12	Did the foundation make a distribution to a donor advised fund over which the foundation or a disqualified person had advisory privileges? If "Yes," attach statement (see instructions)	12		X
13	Did the foundation comply with the public inspection requirements for its annual returns and exemption application? Website address ► <u>NONE</u>	13	X	
14	The books are in care of ► <u>RICHARD ROCARBERTE</u> Telephone no. ► <u>(323) 933-0922</u> Located at ► <u>P.O. BOX 741880, LOS ANGELES, CA</u> ZIP+4 ► <u>90004</u>			
15	Section 4947(a)(1) nonexempt charitable trusts filing Form 990-PF in lieu of Form 1041 - Check here and enter the amount of tax-exempt interest received or accrued during the year	15		N/A
16	At any time during calendar year 2011, did the foundation have an interest in or a signature or other authority over a bank, securities, or other financial account in a foreign country? See the instructions for exceptions and filing requirements for Form TD F 90-22.1. If "Yes," enter the name of the foreign country ►	16		Yes No X

Part VII-B Statements Regarding Activities for Which Form 4720 May Be Required

File Form 4720 if any item is checked in the "Yes" column, unless an exception applies.

		Yes	No
1a	During the year did the foundation (either directly or indirectly):		
(1)	Engage in the sale or exchange, or leasing of property with a disqualified person? <input type="checkbox"/> Yes <input checked="" type="checkbox"/> No		
(2)	Borrow money from, lend money to, or otherwise extend credit to (or accept it from) a disqualified person? <input type="checkbox"/> Yes <input checked="" type="checkbox"/> No		
(3)	Furnish goods, services, or facilities to (or accept them from) a disqualified person? <input type="checkbox"/> Yes <input checked="" type="checkbox"/> No		
(4)	Pay compensation to, or pay or reimburse the expenses of, a disqualified person? <input type="checkbox"/> Yes <input checked="" type="checkbox"/> No		
(5)	Transfer any income or assets to a disqualified person (or make any of either available for the benefit or use of a disqualified person)? <input type="checkbox"/> Yes <input checked="" type="checkbox"/> No		
(6)	Agree to pay money or property to a government official? (Exception Check "No" if the foundation agreed to make a grant to or to employ the official for a period after termination of government service, if terminating within 90 days.) <input type="checkbox"/> Yes <input checked="" type="checkbox"/> No		
b	If any answer is "Yes" to 1a(1)-(6), did any of the acts fail to qualify under the exceptions described in Regulations section 53.4941(d)-3 or in a current notice regarding disaster assistance (see instructions)? Organizations relying on a current notice regarding disaster assistance check here <input type="checkbox"/> N/A	1b	
c	Did the foundation engage in a prior year in any of the acts described in 1a, other than excepted acts, that were not corrected before the first day of the tax year beginning in 2011? <input type="checkbox"/> Yes <input checked="" type="checkbox"/> No	1c	X
2	Taxes on failure to distribute income (section 4942) (does not apply for years the foundation was a private operating foundation defined in section 4942(j)(3) or 4942(j)(5)):		
a	At the end of tax year 2011, did the foundation have any undistributed income (lines 6d and 6e, Part XIII) for tax year(s) beginning before 2011? <input type="checkbox"/> Yes <input checked="" type="checkbox"/> No If "Yes," list the years: _____		
b	Are there any years listed in 2a for which the foundation is not applying the provisions of section 4942(a)(2) (relating to incorrect valuation of assets) to the year's undistributed income? (If applying section 4942(a)(2) to all years listed, answer "No" and attach statement - see instructions) <input type="checkbox"/> Yes <input checked="" type="checkbox"/> No	2b	
c	If the provisions of section 4942(a)(2) are being applied to any of the years listed in 2a, list the years here. <input type="checkbox"/> Yes <input checked="" type="checkbox"/> No ► _____		
3a	Did the foundation hold more than a 2% direct or indirect interest in any business enterprise at any time during the year? <input type="checkbox"/> Yes <input checked="" type="checkbox"/> No		
b	If "Yes," did it have excess business holdings in 2011 as a result of (1) any purchase by the foundation or disqualified persons after May 26, 1969; (2) the lapse of the 5-year period (or longer period approved by the Commissioner under section 4943(c)(7)) to dispose of holdings acquired by gift or bequest; or (3) the lapse of the 10-, 15-, or 20-year first phase holding period? (Use Schedule C, Form 4720, to determine if the foundation had excess business holdings in 2011) <input type="checkbox"/> Yes <input checked="" type="checkbox"/> No	3b	
4a	Did the foundation invest during the year any amount in a manner that would jeopardize its charitable purposes? <input type="checkbox"/> Yes <input checked="" type="checkbox"/> No	4a	X
b	Did the foundation make any investment in a prior year (but after December 31, 1969) that could jeopardize its charitable purpose that had not been removed from jeopardy before the first day of the tax year beginning in 2011? <input type="checkbox"/> Yes <input checked="" type="checkbox"/> No	4b	X

Form 990-PF (2011)

Part VII-B Statements Regarding Activities for Which Form 4720 May Be Required (continued)

5a During the year did the foundation pay or incur any amount to:

(1) Carry on propaganda, or otherwise attempt to influence legislation (section 4945(e))? Yes No

(2) Influence the outcome of any specific public election (see section 4955); or to carry on, directly or indirectly, any voter registration drive? Yes No

(3) Provide a grant to an individual for travel, study, or other similar purposes? Yes No

(4) Provide a grant to an organization other than a charitable, etc., organization described in section 509(a)(1), (2), or (3), or section 4940(d)(2)? Yes No

(5) Provide for any purpose other than religious, charitable, scientific, literary, or educational purposes, or for the prevention of cruelty to children or animals? Yes No

b If any answer is "Yes" to 5a(1)-(5), did any of the transactions fail to qualify under the exceptions described in Regulations section 53.4945 or in a current notice regarding disaster assistance (see instructions)? Yes No
 Organizations relying on a current notice regarding disaster assistance check here N/A

c If the answer is "Yes" to question 5a(4), does the foundation claim exemption from the tax because it maintained expenditure responsibility for the grant? Yes No
 If "Yes," attach the statement required by Regulations section 53.4945-5(d). N/A

6a Did the foundation, during the year, receive any funds, directly or indirectly, to pay premiums on a personal benefit contract? Yes No

b Did the foundation, during the year, pay premiums, directly or indirectly, on a personal benefit contract? Yes No
 If "Yes" to 6b, file Form 8870

7a At any time during the tax year, was the foundation a party to a prohibited tax shelter transaction? Yes No

b If "Yes," did the foundation receive any proceeds or have any net income attributable to the transaction? Yes No

Part VIII Information About Officers, Directors, Trustees, Foundation Managers, Highly Paid Employees, and Contractors

1 List all officers, directors, trustees, foundation managers and their compensation.

(a) Name and address	(b) Title, and average hours per week devoted to position	(c) Compensation (If not paid, enter -0-)	(d) Contributions to employee benefit plans and deferred compensation	(e) Expense account, other allowances
RICHARD J. ROCABERTE P.O. BOX 74367 LOS ANGELES, CA 90004-0367	PRESIDENT 5.00	0.	0.	0.
PAUL J. NORRIS JR. P.O. BOX 829 PASADENA, CA 91102	TREASURER 1.00	0.	0.	0.
ROSEMARY COLEMAN 1100 E. GREEN ST. PASADENA, CA 91102	SECRETARY 1.00	0.	0.	0.

2 Compensation of five highest-paid employees (other than those included on line 1). If none, enter "NONE."

(a) Name and address of each employee paid more than \$50,000	(b) Title, and average hours per week devoted to position	(c) Compensation	(d) Contributions to employee benefit plans and deferred compensation	(e) Expense account, other allowances
NONE				

Total number of other employees paid over \$50,000 0

ROCKCARES: THE NORRIS-ROCABERTE FAMILY
FOUNDATION

Form 990-PF (2011)

77-0539237 Page 7

Part VIII Information About Officers, Directors, Trustees, Foundation Managers, Highly Paid Employees, and Contractors *(continued)*

3 Five highest-paid independent contractors for professional services. If none, enter "NONE."

(a) Name and address of each person paid more than \$50,000	(b) Type of service	(c) Compensation
NONE		

Total number of others receiving over \$50,000 for professional services ▶ 0

Part IX-A Summary of Direct Charitable Activities

List the foundation's four largest direct charitable activities during the tax year. Include relevant statistical information such as the number of organizations and other beneficiaries served, conferences convened, research papers produced, etc.

	Expenses
1 NONE	
	0.
2	
3	
4	

Part IX-B Summary of Program-Related Investments

Describe the two largest program-related investments made by the foundation during the tax year on lines 1 and 2.

	Amount
1 NONE	
	0.
2	
All other program-related investments. See instructions.	
3	
Total. Add lines 1 through 3 ▶	0.

Form 990-PF (2011)

ROCKCARES: THE NORRIS-ROCABERTE FAMILY
FOUNDATION

Form 990-PF (2011)

77-0539237 Page 8

Part X Minimum Investment Return (All domestic foundations must complete this part. Foreign foundations, see instructions)

1 Fair market value of assets not used (or held for use) directly in carrying out charitable, etc., purposes:			
a	Average monthly fair market value of securities	1a	1,274,637.
b	Average of monthly cash balances	1b	584,400.
c	Fair market value of all other assets	1c	
d	Total (add lines 1a, b, and c)	1d	1,859,037.
e	Reduction claimed for blockage or other factors reported on lines 1a and 1c (attach detailed explanation)	1e	0.
2	Acquisition indebtedness applicable to line 1 assets	2	0.
3	Subtract line 2 from line 1d	3	1,859,037.
4	Cash deemed held for charitable activities. Enter 1 1/2% of line 3 (for greater amount, see instructions)	4	27,886.
5	Net value of noncharitable-use assets Subtract line 4 from line 3. Enter here and on Part V, line 4	5	1,831,151.
6	Minimum investment return. Enter 5% of line 5	6	91,558.

Part XI Distributable Amount (see instructions) (Section 4942(j)(3) and (j)(5) private operating foundations and certain foreign organizations check here and do not complete this part.)

1	Minimum investment return from Part X, line 6	1	91,558.
2a	Tax on investment income for 2011 from Part VI, line 5	2a	373.
b	Income tax for 2011. (This does not include the tax from Part VI.)	2b	
c	Add lines 2a and 2b	2c	373.
3	Distributable amount before adjustments. Subtract line 2c from line 1	3	91,185.
4	Recoveries of amounts treated as qualifying distributions	4	0.
5	Add lines 3 and 4	5	91,185.
6	Deduction from distributable amount (see instructions)	6	0.
7	Distributable amount as adjusted. Subtract line 6 from line 5. Enter here and on Part XIII, line 1	7	91,185.

Part XII Qualifying Distributions (see instructions)

1 Amounts paid (including administrative expenses) to accomplish charitable, etc., purposes:			
a	Expenses, contributions, gifts, etc. - total from Part I, column (d), line 26	1a	75,500.
b	Program-related investments - total from Part IX-B	1b	0.
2	Amounts paid to acquire assets used (or held for use) directly in carrying out charitable, etc., purposes	2	
3	Amounts set aside for specific charitable projects that satisfy the:		
a	Suitability test (prior IRS approval required)	3a	
b	Cash distribution test (attach the required schedule)	3b	
4	Qualifying distributions Add lines 1a through 3b. Enter here and on Part V, line 8, and Part XIII, line 4	4	75,500.
5	Foundations that qualify under section 4940(e) for the reduced rate of tax on net investment income. Enter 1% of Part I, line 27b	5	0.
6	Adjusted qualifying distributions Subtract line 5 from line 4	6	75,500.

Note The amount on line 6 will be used in Part V, column (b), in subsequent years when calculating whether the foundation qualifies for the section 4940(e) reduction of tax in those years.

Form 990-PF (2011)

ROCKCARES: THE NORRIS-ROCABERTE FAMILY
FOUNDATION

Form 990-PF (2011)

77-0539237 Page 9

Part XIII Undistributed Income (see instructions)

	(a) Corpus	(b) Years prior to 2010	(c) 2010	(d) 2011
1 Distributable amount for 2011 from Part XI, line 7				91,185.
2 Undistributed income, if any, as of the end of 2011				
a Enter amount for 2010 only			68,920.	
b Total for prior years:		0.		
3 Excess distributions carryover, if any, to 2011:				
a From 2006				
b From 2007				
c From 2008				
d From 2009				
e From 2010				
f Total of lines 3a through e	0.			
4 Qualifying distributions for 2011 from Part XII, line 4: ▶ \$ 75,500.				
a Applied to 2010, but not more than line 2a			68,920.	
b Applied to undistributed income of prior years (Election required - see instructions)		0.		
c Treated as distributions out of corpus (Election required - see instructions)	0.			
d Applied to 2011 distributable amount				6,580.
e Remaining amount distributed out of corpus	0.			
5 Excess distributions carryover applied to 2011 (If an amount appears in column (d), the same amount must be shown in column (a))	0.			0.
6 Enter the net total of each column as indicated below:				
a Corpus. Add lines 3f, 4c, and 4e. Subtract line 5	0.			
b Prior years' undistributed income. Subtract line 4b from line 2b		0.		
c Enter the amount of prior years' undistributed income for which a notice of deficiency has been issued, or on which the section 4942(a) tax has been previously assessed		0.		
d Subtract line 6c from line 6b. Taxable amount - see instructions		0.		
e Undistributed income for 2010. Subtract line 4a from line 2a. Taxable amount - see instr.			0.	
f Undistributed income for 2011. Subtract lines 4d and 5 from line 1. This amount must be distributed in 2012				84,605.
7 Amounts treated as distributions out of corpus to satisfy requirements imposed by section 170(b)(1)(F) or 4942(g)(3)	0.			
8 Excess distributions carryover from 2006 not applied on line 5 or line 7	0.			
9 Excess distributions carryover to 2012. Subtract lines 7 and 8 from line 6a	0.			
10 Analysis of line 9:				
a Excess from 2007				
b Excess from 2008				
c Excess from 2009				
d Excess from 2010				
e Excess from 2011				

**ROCKCARES: THE NORRIS-ROCABERTE FAMILY
FOUNDATION**

Part XIV Private Operating Foundations (see instructions and Part VII-A, question 9) N/A

1 a If the foundation has received a ruling or determination letter that it is a private operating foundation, and the ruling is effective for 2011, enter the date of the ruling ▶

b Check box to indicate whether the foundation is a private operating foundation described in section 4942(j)(3) or 4942(j)(5)

	Tax year		Prior 3 years		(e) Total
	(a) 2011	(b) 2010	(c) 2009	(d) 2008	
2 a Enter the lesser of the adjusted net income from Part I or the minimum investment return from Part X for each year listed					
b 85% of line 2a					
c Qualifying distributions from Part XII, line 4 for each year listed					
d Amounts included in line 2c not used directly for active conduct of exempt activities					
e Qualifying distributions made directly for active conduct of exempt activities. Subtract line 2d from line 2c					
3 Complete 3a, b, or c for the alternative test relied upon:					
a "Assets" alternative test - enter:					
(1) Value of all assets					
(2) Value of assets qualifying under section 4942(j)(3)(B)(i)					
b "Endowment" alternative test - enter 2/3 of minimum investment return shown in Part X, line 6 for each year listed					
c "Support" alternative test - enter:					
(1) Total support other than gross investment income (interest, dividends, rents, payments on securities loans (section 512(a)(5)), or royalties)					
(2) Support from general public and 5 or more exempt organizations as provided in section 4942(j)(3)(B)(iii)					
(3) Largest amount of support from an exempt organization					
(4) Gross investment income					

Part XV Supplementary Information (Complete this part only if the foundation had \$5,000 or more in assets at any time during the year-see instructions.)

1 **Information Regarding Foundation Managers:**
a List any managers of the foundation who have contributed more than 2% of the total contributions received by the foundation before the close of any tax year (but only if they have contributed more than \$5,000). (See section 507(d)(2).)

RICHARD J. ROCABERTE
b List any managers of the foundation who own 10% or more of the stock of a corporation (or an equally large portion of the ownership of a partnership or other entity) of which the foundation has a 10% or greater interest.

NONE

2 **Information Regarding Contribution, Grant, Gift, Loan, Scholarship, etc., Programs:**
Check here if the foundation only makes contributions to preselected charitable organizations and does not accept unsolicited requests for funds. If the foundation makes gifts, grants, etc. (see instructions) to individuals or organizations under other conditions, complete items 2a, b, c, and d.

a The name, address, and telephone number of the person to whom applications should be addressed:
SEE ATTACHED STATEMENT

b The form in which applications should be submitted and information and materials they should include:
SEE ATTACHED STATEMENT

c Any submission deadlines:
SEE ATTACHED STATEMENT

d Any restrictions or limitations on awards, such as by geographical areas, charitable fields, kinds of institutions, or other factors:
SEE ATTACHED STATEMENT

ROCKCARES: THE NORRIS-ROCABERTE FAMILY
FOUNDATION

Form 990-PF (2011)

77-0539237 Page 11

Part XV Supplementary Information (continued)

3 Grants and Contributions Paid During the Year or Approved for Future Payment

Recipient Name and address (home or business)	If recipient is an individual, show any relationship to any foundation manager or substantial contributor	Foundation status of recipient	Purpose of grant or contribution	Amount
a Paid during the year				
AIDS ASSISTANCE PROGRAM 1276 NORTH PALM CANYON DRIVE, SUITE 108 PALM SPRINGS, CA 92262	NONE	PUBLIC CHARITY	PROVIDING NUTRITIONAL SUPPORT FOR MEN, WOMEN AND CHILDREN LIVING WITH HIV/AIDS	15,000.
AIDS SERVICE CENTER 65 N RAYMOND AVE, SUITE 240 PASADENA, CA 91103	NONE	PUBLIC CHARITY	BRING COMPREHENSIVE SERVICES AND EDUCATION TO YOUTHS AND ADULTS	2,000.
FRIENDS OF THIRD 201 SOUTH JUNE STREET LOS ANGELES, CA 90004	NONE	PUBLIC CHARITY	TO PROVIDE CURRICULAR ENHANCEMENT PROGRAMS FOR ALL STUDENTS	15,000.
THE UCLA FOUNDATION 10920 WILSHIRE BLVD LOS ANGELES, CA 90024	NONE	PUBLIC CHARITY	TO ACTIVELY PROMOTE PHILANTHROPY & MANAGE RESOURCES FOR THE ADVANCEMENT OF UCLA	5,000.
FRIENDS OF COMMUNITY MAGNET CP 11301 BELLAGIO ROAD LOS ANGELES, CA 90049	NONE	PUBLIC CHARITY	TO OFFER STUDENTS A LEARNING ENVIRONMENT THAT INCLUDES TEACHER'S ASSISTANTS IN EVERY CLASS	2,500.
Total SEE CONTINUATION SHEET(S) ▶ 3a				75,500.
b Approved for future payment				
NONE				
Total ▶ 3b				0.

FORM 990-PF INTEREST ON SAVINGS AND TEMPORARY CASH INVESTMENTS STATEMENT 1

SOURCE	AMOUNT
MERRILL LYNCH 808-02106	563.
MERRILL LYNCH 808-02283	465.
SOVEREIGN BANK NEW ENGLAND	1.
TOTAL TO FORM 990-PF, PART I, LINE 3, COLUMN A	1,029.

FORM 990-PF DIVIDENDS AND INTEREST FROM SECURITIES STATEMENT 2

SOURCE	GROSS AMOUNT	CAPITAL GAINS DIVIDENDS	COLUMN (A) AMOUNT
MERRILL LYNCH 808-02106	23,589.	0.	23,589.
TOTAL TO FM 990-PF, PART I, LN 4	23,589.	0.	23,589.

FORM 990-PF OTHER INCOME STATEMENT 3

DESCRIPTION	(A) REVENUE PER BOOKS	(B) NET INVESTMENT INCOME	(C) ADJUSTED NET INCOME
MISCELLANEOUS INCOME - ML # 808-02283	2,540.	2,540.	
TOTAL TO FORM 990-PF, PART I, LINE 11	2,540.	2,540.	

FORM 990-PF LEGAL FEES STATEMENT 4

DESCRIPTION	(A) EXPENSES PER BOOKS	(B) NET INVESTMENT INCOME	(C) ADJUSTED NET INCOME	(D) CHARITABLE PURPOSES
DAVID NEWMAN	3,500.	0.		0.
TO FM 990-PF, PG 1, LN 16A	3,500.	0.		0.

FORM 990-PF	ACCOUNTING FEES			STATEMENT 5
DESCRIPTION	(A) EXPENSES PER BOOKS	(B) NET INVEST- MENT INCOME	(C) ADJUSTED NET INCOME	(D) CHARITABLE PURPOSES
BARTLETT, PRINGLE & WOLF, LLP	4,730.	0.		0.
TO FORM 990-PF, PG 1, LN 16B	4,730.	0.		0.

FORM 990-PF	TAXES			STATEMENT 6
DESCRIPTION	(A) EXPENSES PER BOOKS	(B) NET INVEST- MENT INCOME	(C) ADJUSTED NET INCOME	(D) CHARITABLE PURPOSES
FRANCHISE TAX BOARD IRS: 1ST QUARTER 2011 ESTIMATE	51.	0.		0.
IRS: 2010 BALANCE DUE	1,040.	0.		0.
	3,955.	0.		0.
TO FORM 990-PF, PG 1, LN 18	5,046.	0.		0.

FORM 990-PF	OTHER EXPENSES			STATEMENT 7
DESCRIPTION	(A) EXPENSES PER BOOKS	(B) NET INVEST- MENT INCOME	(C) ADJUSTED NET INCOME	(D) CHARITABLE PURPOSES
CONSULTING/MANAGEMENT BANK SERVICE CHARGES- SOVEREIGN	18,511.	18,511.		0.
INSURANCE EXPENSE	108.	0.		0.
PRIVATE POST OFFICE BOX RENTAL	1,109.	0.		0.
OFFICE SUPPLIES	200.	0.		0.
FOREIGN TAX PAID	24.	0.		0.
FILING FEES	655.	655.		0.
MERRILL LYNCH BANK FEE	95.	0.		0.
	150.	0.		0.
TO FORM 990-PF, PG 1, LN 23	20,852.	19,166.		0.

FORM 990-PF CORPORATE STOCK STATEMENT 8

DESCRIPTION	BOOK VALUE	FAIR MARKET VALUE
EQUITIES	1,771,261.	1,694,693.
TOTAL TO FORM 990-PF, PART II, LINE 10B	1,771,261.	1,694,693.

FORM 990-PF DEPRECIATION OF ASSETS NOT HELD FOR INVESTMENT STATEMENT 9

DESCRIPTION	COST OR OTHER BASIS	ACCUMULATED DEPRECIATION	BOOK VALUE
MICROEDGE SOFTWARE	3,567.	3,567.	0.
TOTAL TO FM 990-PF, PART II, LN 14	3,567.	3,567.	0.

ROCKCARES: The Norris-Rocaberte Family Foundation
EIN: 77-0539237
ATTACHMENT TO 2011 FORM 990PF

Form 990PF, page 10, Part XV, "Supplementary information"

Line 2a: The name, address and telephone number of the person to whom applications should be addressed:

Richard Rocaberte
RockCares: The Norris-Rocaberte Family Foundation
P.O. Box 741880
Los Angeles, CA 90004
(323) 933-0922

Line 2b: The form in which applications should be submitted and information and materials they should include:

An organization requesting a grant must submit ALL of the following:

- 1) Brief proposal describing the history of the organization, the purpose for which the grant money is requested, how the organization will meet its objectives and how the outcome will be measured.
- 2) List of Board of Directors, including biography and term of service for each member.
- 3) Current operating budget
- 4) Copy of the most recent audited financial statements
- 5) Copy of the IRS Section 501 (c) (3) determination letter along with a letter signed by an officer of the organization stating the IRS letter has not been modified nor the non-profit 501 (c) (3) status revoked since the letter issuance date.

Line 2c: Any submission deadlines.

None

Line 2d: Any restrictions or limitations on awards such as geographical areas, charitable fields, kinds of institutions, or other factors.

Grants are not made:

- 1) To individuals
- 2) To medical research

ROCKCARES: Norris-Rocaberte Family Foundation
EIN: 77-0539237
ATTACHMENT TO 2011 FORM 990PF
PAGE 2

- 3) For propagandizing, influencing legislation and/or elections, promoting voter registration, for political candidates, political campaigns or organizations engaged in political activities.
- 4) For refugee or religious programs or consumer interests
- 5) For religious institutions limiting services to only one sect or denomination
- 6) For endowment funds



ROCKCARES: NORRIS-ROCABERTE FAMILY FOUNDATION
 EIN: 77-0539237
 MERRILL LYNCH ACCOUNT 808-02106

ROCKCARES THE NORRIS-

REALIZED CAPITAL GAIN AND LOSS SUMMARY

Quantity	Security Description	Date of Acquisition	Date of Liquidation	Sale Amount	Cost Basis	Gain or (Loss)
19.0000	MGIC INVT CORP WIS	02/11/11	02/22/11	170.97	190.38	(19.41) ST
4.0000	ROVI CORP	02/11/11	02/17/11	237.06	257.17	N/C
15.0000	BRIGHAM EXPL INC COM	02/11/11	03/28/11	531.15	480.58	50.57 ST
10.0000	BRIGHAM EXPL INC COM	02/22/11	03/28/11	354.10	320.10	34.00 ST
7.0000	BRIGHAM EXPL INC COM	02/25/11	03/28/11	247.88	245.84	2.04 ST
5.0000	DBS GROUP HLDGS SPN ADR	02/11/11	02/25/11	222.71	231.50	N/C
7.0000	EON AG ADR	02/11/11	02/25/11	226.92	235.34	(8.42) ST
6.0000	EON AG ADR	02/22/11	02/25/11	194.51	199.92	(5.41) ST
31.0000	TIBCO SOFTWARE INC	02/11/11	03/28/11	803.70	785.81	17.89 ST
11.0000	TIBCO SOFTWARE INC	02/22/11	03/28/11	285.19	267.90	17.29 ST
15.0000	WOLTERS KLUWR NV SPN ADR	02/11/11	03/01/11	349.91	361.20	(11.29) ST
11.0000	WOLTERS KLUWR NV SPN ADR	02/22/11	03/01/11	256.60	257.84	(1.24) ST
11.0000	WOLTERS KLUWR NV SPN ADR	02/25/11	03/01/11	256.61	252.23	4.38 ST

PLEASE SEE REVERSE SIDE
 Page 347 of 361
 Statement Period Year Ending 12/31/11
 Account No. 808-02106

05381262





Merrill Lynch

ROCKCARES, THE NORRIS-

EMA Fiscal Statement

REALIZED CAPITAL GAIN AND LOSS SUMMARY

Quantity	Security Description	Date of Acquisition	Date of Liquidation	Sale Amount	Cost Basis	Gain or (Loss)
26.0000	ABB LTD SPON ADR	02/11/11	04/28/11	671.90	608.26	63.64 ST
26.0000	BIOGEN IDEC INC	02/11/11	04/21/11	2,713.66	1,714.86	998.80 ST
18.0000	BIOGEN IDEC INC	02/22/11	04/21/11	1,878.69	1,211.87	666.82 ST
19.0000	BIOGEN IDEC INC	02/25/11	04/21/11	1,983.06	1,287.18	695.88 ST
11.0000	BIOGEN IDEC INC	03/08/11	04/21/11	1,148.09	789.58	358.51 ST
5.0000	HUNTINGTON INGALLS INDS	02/11/11	04/05/11	200.65	204.30	(3.65) ST
4.0000	HUNTINGTON INGALLS INDS	02/22/11	04/05/11	160.52	156.27	4.25 ST
4.0000	HUNTINGTON INGALLS INDS	02/25/11	04/05/11	160.52	154.17	6.35 ST
4.0000	HUNTINGTON INGALLS INDS	03/08/11	04/05/11	160.53	155.13	5.40 ST
2.0000	HUNTINGTON INGALLS INDS	03/11/11	04/05/11	80.26	76.63	3.63 ST
2.0000	HUNTINGTON INGALLS INDS	03/16/11	04/05/11	80.26	75.70	4.56 ST
3.0000	HUNTINGTON INGALLS INDS	03/17/11	04/05/11	120.41	114.91	5.50 ST
9.0000	KOMATSU NEW NEW SPNSDADR	02/11/11	04/04/11	300.89	272.25	28.64 ST
5.0000	LUFKIN INDS INC	02/11/11	03/29/11	455.06	369.80	85.26 ST
27.0000	NATIONAL-OILWELL VARCO	02/11/11	04/15/11	2,055.31	2,094.38	(39.07) ST
18.0000	NATIONAL-OILWELL VARCO	02/22/11	04/15/11	1,370.21	1,432.76	(62.55) ST
21.0000	NATIONAL-OILWELL VARCO	02/25/11	04/15/11	1,598.58	1,665.30	(66.72) ST
15.0000	NOMURA HLDGS INC ADR	02/11/11	04/01/11	76.76	94.50	N/C
11.0000	NOMURA HLDGS INC ADR	02/11/11	04/04/11	54.92	69.30	(14.38) ST
15.0000	NOMURA HLDGS INC ADR	02/11/11	04/04/11	74.90	107.21	(32.31) ST
37.0000	NOMURA HLDGS INC ADR	02/25/11	04/04/11	184.76	230.01	(45.25) ST
6.0000	NOMURA HLDGS INC ADR	03/08/11	04/04/11	29.96	35.79	(5.83) ST
13.0000	NOMURA HLDGS INC ADR	03/11/11	04/04/11	64.91	75.53	(10.62) ST
15.0000	NOMURA HLDGS INC ADR	03/16/11	04/04/11	74.91	77.50	(2.59) ST
15.0000	NOMURA HLDGS INC ADR	03/17/11	04/04/11	74.91	80.50	(5.59) ST
3.0000	PINNACLE ENTMT INC COM	02/11/11	04/05/11	41.61	45.48	N/C
16.0000	PINNACLE ENTMT INC COM	02/11/11	04/05/11	221.93	242.56	(20.63) ST
3.0000	PINNACLE ENTMT INC COM	02/11/11	04/06/11	41.45	40.95	0.50 ST
14.0000	PINNACLE ENTMT INC COM	02/22/11	04/05/11	194.19	186.94	7.25 ST
14.0000	PINNACLE ENTMT INC COM	02/25/11	04/05/11	194.19	182.14	12.05 ST
13.0000	PINNACLE ENTMT INC COM	03/08/11	04/05/11	180.32	162.76	17.56 ST
8.0000	PINNACLE ENTMT INC COM	03/11/11	04/05/11	110.97	102.08	8.89 ST
13.0000	PINNACLE ENTMT INC COM	03/16/11	04/05/11	180.33	163.02	17.31 ST
6.0000	PINNACLE ENTMT INC COM	03/17/11	04/05/11	83.24	74.16	9.08 ST
19.0000	RIVERBED TECHNOLOGY INC	02/11/11	04/08/11	614.49	795.82	(181.33) ST
5.0000	TOYOTA MOTOR CORP ADR	02/22/11	04/08/11	161.71	198.95	(37.24) ST
5.0000	ATLAS COPCO A ADR NEW	02/11/11	04/26/11	392.71	449.04	(56.33) ST
16.0000	ATLAS COPCO A ADR NEW	02/11/11	04/29/11	466.83	399.04	67.79 ST
13.0000	ATLAS COPCO A ADR NEW	02/22/11	04/29/11	379.29	316.29	63.00 ST
3.0000	ATLAS COPCO A ADR NEW	02/25/11	04/29/11	87.54	73.80	13.74 ST



PLEASE SEE REVERSE SIDE

Page 348 of 361
Statement Period Year Ending 12/31/11
Account No 808-02106

X 05351253

00-17-60608 (F02-10)



ROCKCARES: THE NORRIS-

EMA Fiscal Statement

REALIZED CAPITAL GAIN AND LOSS SUMMARY

Quantity	Security Description	Date of Acquisition	Date of Liquidation	Sale Amount	Cost Basis	Gain or (Loss)
57.0000	JANUS CAPITAL GROUP INC	03/21/11	05/25/11	569.87	691.36	(121.49) ST
14.0000	JANUS CAPITAL GROUP INC	03/29/11	05/25/11	139.96	169.57	(29.61) ST
11.0000	JANUS CAPITAL GROUP INC	04/28/11	05/25/11	109.98	134.09	(24.11) ST
11.0000	JANUS CAPITAL GROUP INC	05/16/11	05/25/11	109.98	120.23	(10.25) ST
6.0000	REGENERON PHARMACTCLS	02/11/11	05/05/11	282.14	213.00	69.14 ST
5.0000	REGENERON PHARMACTCLS	02/22/11	05/05/11	235.11	182.50	52.61 ST
5.0000	REGENERON PHARMACTCLS	02/25/11	05/05/11	235.12	183.55	51.57 ST
5.0000	REGENERON PHARMACTCLS	03/08/11	05/05/11	235.12	192.95	42.17 ST
7.0000	SONY CORP ADR NEW	02/11/11	04/28/11	198.80	244.84	N/C
2.0000	SONY CORP ADR NEW	02/11/11	04/28/11	56.80	69.96	(13.16) ST
7.0000	SONY CORP ADR NEW	02/11/11	04/29/11	198.71	243.65	(44.94) ST
4.0000	SONY CORP ADR NEW	02/22/11	04/28/11	113.61	144.80	(31.19) ST
3.0000	SONY CORP ADR NEW	02/22/11	04/29/11	85.16	108.60	(23.44) ST
7.0000	SONY CORP ADR NEW	02/25/11	04/29/11	198.71	254.38	(55.67) ST
8.0000	SONY CORP ADR NEW	03/08/11	04/29/11	227.10	283.04	(55.94) ST
5.0000	SONY CORP ADR NEW	03/11/11	04/29/11	141.94	167.40	(25.46) ST
5.0000	SONY CORP ADR NEW	03/16/11	04/29/11	141.94	149.55	(7.61) ST
6.0000	SONY CORP ADR NEW	03/17/11	04/29/11	170.34	188.04	(17.70) ST
13.0000	TESCO PLC SPNRD ADR	02/11/11	04/29/11	261.98	251.16	10.82 ST
19.0000	TESCO PLC SPNRD ADR	02/11/11	05/03/11	379.95	367.08	12.87 ST
13.0000	TESCO PLC SPNRD ADR	02/22/11	05/03/11	259.97	261.17	N/C
5.0000	TOYOTA MOTOR CORP ADR	02/11/11	04/26/11	392.71	449.04	N/C
5.0000	TOYOTA MOTOR CORP ADR	02/11/11	04/26/11	392.71	449.04	N/C
6.0000	VITAL IMAGES INC IOWA	02/11/11	04/28/11	111.83	82.92	28.91 ST
14.0000	VITAL IMAGES INC IOWA	03/08/11	04/28/11	260.95	202.86	58.09 ST
3.0000	VITAL IMAGES INC IOWA	03/11/11	04/28/11	55.92	41.97	13.95 ST
3.0000	VITAL IMAGES INC IOWA	03/16/11	04/28/11	55.92	41.97	13.95 ST
3.0000	VITAL IMAGES INC IOWA	03/17/11	04/28/11	55.93	38.07	17.85 ST
15.0000	VARIAN SEMICNDCTR EQ ASC	02/11/11	05/16/11	917.66	685.95	231.71 ST
11.0000	VARIAN SEMICNDCTR EQ ASC	02/22/11	05/16/11	672.95	521.84	151.11 ST
11.0000	VARIAN SEMICNDCTR EQ ASC	02/25/11	05/16/11	672.95	536.69	136.26 ST
14.0000	VARIAN SEMICNDCTR EQ ASC	03/08/11	05/16/11	856.48	653.52	202.96 ST
5.0000	VARIAN SEMICNDCTR EQ ASC	03/11/11	05/16/11	305.88	215.80	90.08 ST
8.0000	VARIAN SEMICNDCTR EQ ASC	03/16/11	05/16/11	489.42	335.28	154.14 ST
8.0000	VARIAN SEMICNDCTR EQ ASC	03/17/11	05/16/11	489.42	353.52	135.90 ST
14.0000	VARIAN SEMICNDCTR EQ ASC	04/28/11	05/16/11	856.50	625.38	231.12 ST
25.0000	AMERICAN AXLE&MFG HLDGS	02/11/11	06/23/11	261.85	367.62	(105.77) ST
20.0000	AMERICAN AXLE&MFG HLDGS	02/22/11	06/23/11	209.48	268.80	(59.32) ST
18.0000	AMERICAN AXLE&MFG HLDGS	02/25/11	06/23/11	188.53	244.44	(55.91) ST
22.0000	AMERICAN AXLE&MFG HLDGS	03/08/11	06/23/11	230.43	292.60	(62.17) ST



PLEASE SEE REVERSE SIDE

Page 349 of 361
Statement Period Year Ending 12/31/11

Account No. 808-02106



Merrill Lynch

ROCKCARES. THE NORRIS-



REALIZED CAPITAL GAIN AND LOSS SUMMARY

Quantity	Security Description	Date of Acquisition	Date of Liquidation	Sale Amount	Cost Basis	Gain or (Loss)
12.0000	AMERICAN AXLE&MFG HLDGS	03/11/11	06/23/11	125.69	158.16	(32.47) ST
14.0000	AMERICAN AXLE&MFG HLDGS	03/16/11	06/23/11	146.94	179.48	(32.84) ST
13.0000	AMERICAN AXLE&MFG HLDGS	03/17/11	06/23/11	136.16	161.07	(24.91) ST
17.0000	AMERICAN AXLE&MFG HLDGS	04/28/11	06/23/11	178.06	211.14	(33.08) ST
18.0000	AMERICAN AXLE&MFG HLDGS	05/16/11	06/23/11	188.54	202.32	(13.78) ST
20.0000	AMERICAN AXLE&MFG HLDGS	05/26/11	06/23/11	209.49	221.60	(12.11) ST
10.0000	AMERICAN AXLE&MFG HLDGS	06/03/11	06/23/11	104.74	107.50	(2.76) ST
20.0000	AMERICAN AXLE&MFG HLDGS	06/20/11	06/23/11	209.50	204.02	5.48 ST
11.0000	BP PLC	02/11/11	05/26/11	497.73	502.22	(4.49) ST
7.0000	BP PLC	02/22/11	05/26/11	316.74	329.03	(12.29) ST
8.0000	BP PLC	02/25/11	05/26/11	361.98	384.32	(22.34) ST
9.0000	BP PLC	03/08/11	05/26/11	407.23	430.02	(22.79) ST
5.0000	BP PLC	03/11/11	05/26/11	226.24	228.80	(2.56) ST
6.0000	BP PLC	03/16/11	05/26/11	271.49	258.66	12.83 ST
7.0000	BP PLC	03/17/11	05/26/11	316.74	313.56	3.18 ST
7.0000	BP PLC	04/28/11	05/26/11	316.75	323.96	(7.21) ST
10.0000	BP PLC	05/16/11	05/26/11	452.50	426.50	26.00 ST
4.0000	CHINA LIFE INS CO SP ADR	02/11/11	06/16/11	198.01	227.56	(29.55) ST
4.0000	CHINA LIFE INS CO SP ADR	02/22/11	06/16/11	198.01	225.04	N/C
4.0000	CHINA LIFE INS CO SP ADR	02/22/11	06/16/11	191.97	229.19	(37.22) ST
1.0000	CHINA LIFE INS CO SP ADR	02/25/11	06/16/11	49.50	56.05	N/C
2.0000	CHINA LIFE INS CO SP ADR	02/25/11	06/16/11	99.01	112.10	(13.09) ST
1.0000	CHINA LIFE INS CO SP ADR	02/25/11	06/16/11	47.99	57.32	(9.33) ST
3.0000	CHINA LIFE INS CO SP ADR	03/08/11	06/16/11	148.51	176.55	(28.04) ST
2.0000	CHINA LIFE INS CO SP ADR	03/11/11	06/16/11	99.00	116.52	(17.52) ST
3.0000	CHINA LIFE INS CO SP ADR	03/16/11	06/16/11	148.51	166.11	(17.60) ST
3.0000	CHINA LIFE INS CO SP ADR	03/17/11	06/16/11	148.52	166.05	(17.53) ST
3.0000	CHINA LIFE INS CO SP ADR	04/28/11	06/16/11	143.98	161.67	(17.69) ST
4.0000	CHINA LIFE INS CO SP ADR	05/16/11	06/16/11	191.99	203.32	(11.33) ST
6.0000	GDF SUEZ ADR	02/11/11	06/17/11	139.25	161.48	(22.23) ST
4.0000	GDF SUEZ ADR	02/25/11	06/17/11	208.87	240.42	(31.55) ST
1.0000	GDF SUEZ ADR	03/08/11	06/17/11	139.25	153.76	(14.51) ST
3.0000	GDF SUEZ ADR	03/11/11	06/17/11	34.81	37.85	(3.04) ST
3.0000	GDF SUEZ ADR	03/16/11	06/17/11	104.44	106.47	(2.03) ST
3.0000	GDF SUEZ ADR	03/17/11	06/17/11	104.44	109.59	(5.15) ST
2.0000	GDF SUEZ ADR	04/28/11	06/17/11	69.62	82.30	(12.68) ST
5.0000	GDF SUEZ ADR	05/16/11	06/17/11	174.07	184.05	(9.98) ST
4.0000	GDF SUEZ ADR	06/03/11	06/17/11	139.27	144.72	(5.45) ST
13.0000	INTL BUSINESS MACHINES	02/11/11	06/22/11	2,156.71	2,131.46	25.25 ST
9.0000	INTL BUSINESS MACHINES	02/22/11	06/22/11	1,493.11	1,460.32	32.79 ST

PLEASE SEE REVERSE SIDE
Page 350 of 361
Statement Period Year Ending 12/31/11
Account No 808-02106

05361265

00-17-60608 (R02-10)



Merrill Lynch

ROCKCARES: THE NORRIS-

EMA Fiscal Statement

REALIZED CAPITAL GAIN AND LOSS SUMMARY


Quantity	Security Description	Date of Acquisition	Date of Liquidation	Sale Amount	Cost Basis	Gain or (Loss)
10.0000	INTL BUSINESS MACHINES	02/25/11	06/22/11	1,659.01	1,619.25	39.76 ST
10.0000	INTL BUSINESS MACHINES	03/08/11	06/22/11	1,659.01	1,632.55	26.46 ST
4.0000	INTL BUSINESS MACHINES	03/11/11	06/22/11	663.60	650.16	13.44 ST
9.0000	INTL BUSINESS MACHINES	03/18/11	06/22/11	1,493.11	1,381.89	111.42 ST
7.0000	INTL BUSINESS MACHINES	03/17/11	06/22/11	1,161.30	1,075.40	85.90 ST
8.0000	INTL BUSINESS MACHINES	04/28/11	06/22/11	1,327.21	1,358.24	(31.03) ST
9.0000	INTL BUSINESS MACHINES	05/16/11	06/22/11	1,493.11	1,522.36	(29.25) ST
10.0000	INTL BUSINESS MACHINES	05/26/11	06/22/11	1,659.01	1,672.65	(13.64) ST
7.0000	INTL BUSINESS MACHINES	06/03/11	06/22/11	1,161.31	1,155.67	5.64 ST
5.0000	INTL BUSINESS MACHINES	06/10/11	06/22/11	829.51	815.63	13.88 ST
2.0000	INTL BUSINESS MACHINES	06/20/11	06/22/11	331.81	329.59	2.22 ST
61.0000	MITSUBISHI UFJ FINL GRP	02/11/11	06/22/11	276.25	333.62	(57.37) ST
48.0000	MITSUBISHI UFJ FINL GRP	02/22/11	06/22/11	217.37	259.87	(42.50) ST
44.0000	MITSUBISHI UFJ FINL GRP	02/25/11	06/22/11	199.26	242.70	(43.44) ST
47.0000	MITSUBISHI UFJ FINL GRP	03/08/11	06/22/11	212.85	252.06	(39.21) ST
35.0000	MITSUBISHI UFJ FINL GRP	03/11/11	06/22/11	158.50	178.15	(19.65) ST
41.0000	MITSUBISHI UFJ FINL GRP	03/16/11	06/22/11	185.67	185.67	0.00
27.0000	MITSUBISHI UFJ FINL GRP	03/17/11	06/22/11	122.27	125.08	(2.81) ST
34.0000	MITSUBISHI UFJ FINL GRP	04/28/11	06/22/11	153.98	161.84	(7.86) ST
65.0000	MITSUBISHI UFJ FINL GRP	05/16/11	06/22/11	294.37	305.42	(11.05) ST
47.0000	MITSUBISHI UFJ FINL GRP	05/26/11	06/22/11	212.85	214.07	(1.22) ST
25.0000	MITSUBISHI UFJ FINL GRP	06/03/11	06/22/11	113.22	113.62	(0.40) ST
52.0000	MITSUBISHI UFJ FINL GRP	06/20/11	06/22/11	235.51	231.49	4.02 ST
2.0000	MITSUBISHI ESTATE ADR	02/11/11	06/22/11	334.52	389.96	N/C
1.0000	MITSUBISHI ESTATE ADR	02/22/11	06/22/11	167.26	200.01	N/C
3.0000	PETREO BRAS VTG SPD ADR	02/11/11	06/16/11	96.91	108.68	(11.77) ST
6.0000	PETREO BRAS VTG SPD ADR	02/25/11	06/16/11	193.83	240.08	(46.25) ST
2.0000	PETREO BRAS VTG SPD ADR	03/08/11	06/16/11	64.61	81.20	(16.59) ST
2.0000	PETREO BRAS VTG SPD ADR	03/11/11	06/16/11	64.61	79.30	(14.69) ST
2.0000	PETREO BRAS VTG SPD ADR	03/16/11	06/16/11	64.61	77.48	(12.87) ST
2.0000	PETREO BRAS VTG SPD ADR	03/17/11	06/16/11	64.61	78.27	(13.66) ST
3.0000	PETREO BRAS VTG SPD ADR	04/28/11	06/16/11	96.91	110.13	(13.22) ST
3.0000	PETREO BRAS VTG SPD ADR	05/16/11	06/16/11	96.92	102.32	(5.40) ST
3.0000	PETREO BRAS VTG SPD ADR	06/03/11	06/16/11	96.93	102.38	(5.45) ST
13.0000	VALE SA	02/11/11	06/16/11	383.95	445.85	(61.90) ST
9.0000	VALE SA	02/22/11	06/16/11	265.81	303.03	(37.22) ST
10.0000	VALE SA	02/25/11	06/16/11	295.35	341.86	(46.51) ST
10.0000	VALE SA	03/08/11	06/16/11	295.35	333.90	(38.55) ST
5.0000	VALE SA	03/11/11	06/16/11	147.67	161.00	(13.33) ST
8.0000	VALE SA	03/16/11	06/16/11	236.28	248.64	(12.36) ST



PLEASE SEE REVERSE SIDE
 Page 351 of 361
 Statement Period Year Ending 12/31/11
 Account No 808-02106



ROCKCARES: THE NORRIS-



REALIZED CAPITAL GAIN AND LOSS SUMMARY

Quantity	Security Description	Date of Acquisition	Date of Liquidation	Sale Amount	Cost Basis	Gain or (Loss)
8.0000	VALE SA	03/17/11	08/16/11	296.28	252.44	(16.16) ST
9.0000	VALE SA	04/28/11	08/16/11	265.81	298.62	(32.81) ST
11.0000	VALE SA	05/16/11	06/16/11	324.89	326.26	(1.37) ST
9.0000	VALE SA	05/26/11	06/16/11	265.82	280.71	(14.89) ST
6.0000	VALE SA	06/03/11	08/16/11	177.22	190.29	(13.07) ST
30.0000	ALTERA CORP	02/11/11	07/14/11	1,298.30	1,243.65	54.65 ST
23.0000	ALTERA CORP	02/22/11	07/14/11	995.36	928.13	66.23 ST
19.0000	ALTERA CORP	02/25/11	07/14/11	822.26	804.77	17.49 ST
10.0000	ALTERA CORP	03/08/11	07/14/11	432.77	434.74	N/C
7.0000	ALTERA CORP	03/08/11	07/14/11	302.94	304.32	N/C
11.0000	ALTERA CORP	03/08/11	07/14/11	476.04	478.21	N/C
14.0000	ALTERA CORP	03/11/11	07/14/11	605.87	564.90	40.97 ST
11.0000	ALTERA CORP	03/16/11	07/14/11	476.04	441.87	34.17 ST
23.0000	ALTERA CORP	03/17/11	07/14/11	995.37	927.59	67.78 ST
6.0000	ALTERA CORP	04/28/11	07/14/11	259.66	291.54	N/C
1.0000	ALTERA CORP	04/28/11	07/14/11	43.28	48.59	(5.31) ST
21.0000	ALTERA CORP	05/16/11	07/14/11	908.82	997.21	(88.39) ST
12.0000	ALTERA CORP	05/26/11	07/14/11	519.34	565.15	(45.81) ST
6.0000	ANALOG DEVICES INC	02/11/11	07/14/11	217.67	243.78	N/C
6.0000	ANALOG DEVICES INC	02/11/11	07/14/11	217.67	243.78	N/C
7.0000	ANALOG DEVICES INC	02/11/11	07/14/11	253.95	284.41	N/C
14.0000	ANALOG DEVICES INC	02/22/11	07/14/11	507.90	560.76	(52.86) ST
17.0000	ANALOG DEVICES INC	02/25/11	07/14/11	558.88	558.88	(50.98) ST
8.0000	ANALOG DEVICES INC	03/08/11	07/14/11	616.74	676.94	(60.20) ST
11.0000	ANALOG DEVICES INC	03/11/11	07/14/11	290.23	303.84	(13.61) ST
4.0000	ANALOG DEVICES INC	03/17/11	07/14/11	399.07	403.92	(4.85) ST
16.0000	INFORMATICA CORP	02/11/11	07/13/11	145.12	149.54	(4.42) ST
12.0000	INFORMATICA CORP	02/22/11	07/13/11	924.82	789.74	135.08 ST
11.0000	INFORMATICA CORP	02/25/11	07/13/11	693.62	570.54	123.08 ST
4.0000	INFORMATICA CORP	03/08/11	07/13/11	635.82	522.72	113.10 ST
22.0000	MARATHON PETROLEUM CORP	02/11/11	07/13/11	231.21	190.32	40.89 ST
16.0000	MARATHON PETROLEUM CORP	02/22/11	07/13/11	901.41	822.12	79.29 ST
16.0000	MARATHON PETROLEUM CORP	02/25/11	07/13/11	655.57	619.83	35.74 ST
13.0000	MARATHON PETROLEUM CORP	03/08/11	07/13/11	655.57	626.09	29.48 ST
9.0000	MARATHON PETROLEUM CORP	03/11/11	07/13/11	368.76	362.13	6.63 ST
10.0000	MARATHON PETROLEUM CORP	03/16/11	07/13/11	409.73	395.11	14.62 ST
12.0000	MARATHON PETROLEUM CORP	03/17/11	07/13/11	491.68	479.61	12.07 ST
17.0000	MARATHON PETROLEUM CORP	04/28/11	07/13/11	696.55	717.30	(20.75) ST
18.0000	MARATHON PETROLEUM CORP	05/16/11	07/13/11	737.52	736.54	0.98 ST



PLEASE SEE REVERSE SIDE

Page 352 of 361
Statement Period Year Ending 12/31/11
Account No. 808-02108

x 05391287

00-17-60508 (R02-10)



ROCKCARES: THE NORRIS-



REALIZED CAPITAL GAIN AND LOSS SUMMARY

Quantity	Security Description	Date of Acquisition	Date of Liquidation	Sale Amount	Cost Basis	Gain or (Loss)
9.0000	MARATHON PETROLEUM CORP	05/26/11	07/13/11	368.76	386.86	(18.10) ST
11.0000	MARATHON PETROLEUM CORP	06/03/11	07/13/11	450.71	460.24	(9.53) ST
11.0000	MARATHON PETROLEUM CORP	06/10/11	07/13/11	450.71	445.66	5.05 ST
6.0000	MARATHON PETROLEUM CORP	06/20/11	07/13/11	245.84	245.75	0.09 ST
7.0000	MARATHON PETROLEUM CORP	06/24/11	07/13/11	286.82	282.69	4.13 ST
9.0000	NINTENDO LTD ADR	02/11/11	07/06/11	219.41	329.94	(110.53) ST
6.0000	NINTENDO LTD ADR	02/22/11	07/06/11	146.27	222.06	(75.79) ST
6.0000	NINTENDO LTD ADR	02/25/11	07/06/11	146.28	230.34	(84.06) ST
7.0000	NINTENDO LTD ADR	03/08/11	07/06/11	170.66	244.30	(73.64) ST
5.0000	NINTENDO LTD ADR	03/11/11	07/06/11	121.90	173.00	(51.10) ST
6.0000	NINTENDO LTD ADR	03/16/11	07/06/11	146.28	198.60	(52.32) ST
4.0000	NINTENDO LTD ADR	03/17/11	07/06/11	97.52	133.32	(35.80) ST
7.0000	NINTENDO LTD ADR	04/28/11	07/06/11	170.66	207.08	(36.40) ST
8.0000	NINTENDO LTD ADR	05/16/11	07/06/11	195.04	225.44	(30.40) ST
6.0000	NINTENDO LTD ADR	05/26/11	07/06/11	146.28	173.34	(27.06) ST
4.0000	NINTENDO LTD ADR	06/03/11	07/06/11	97.52	113.12	(15.60) ST
10.0000	NINTENDO LTD ADR	06/24/11	07/06/11	243.81	227.60	16.21 ST
5.0000	SUCCESSFACTORS INC	02/11/11	06/28/11	143.09	180.56	N/C
6.0000	SUCCESSFACTORS INC	02/11/11	06/28/11	171.70	216.68	N/C
1.0000	SUCCESSFACTORS INC	02/22/11	06/28/11	28.62	35.71	N/C
7.0000	SUCCESSFACTORS INC	02/22/11	06/28/11	200.32	249.97	N/C
6.0000	SUCCESSFACTORS INC	02/25/11	06/28/11	171.70	214.86	N/C
2.0000	SUCCESSFACTORS INC	02/25/11	06/28/11	57.24	71.62	(14.39) ST
7.0000	SUCCESSFACTORS INC	03/08/11	08/28/11	200.33	254.03	(53.70) ST
5.0000	TOTAL S.A. SP ADR	02/11/11	07/05/11	286.13	292.14	N/C
5.0000	TOTAL S.A. SP ADR	02/11/11	07/05/11	286.14	292.14	N/C
3.0000	TOTAL S.A. SP ADR	02/11/11	07/05/11	171.68	175.29	N/C
2.0000	TOTAL S.A. SP ADR	02/22/11	07/05/11	114.48	116.49	N/C
7.0000	TOTAL S.A. SP ADR	02/22/11	07/05/11	400.59	407.73	N/C
1.0000	TOTAL S.A. SP ADR	02/22/11	07/05/11	57.23	58.25	(1.02) ST
1.0000	TOTAL S.A. SP ADR	02/25/11	07/05/11	57.23	60.25	N/C
13.0000	TIBCO SOFTWARE INC	02/22/11	07/12/11	383.07	316.62	66.45 ST
22.0000	TIBCO SOFTWARE INC	02/25/11	07/12/11	648.27	540.10	108.17 ST
18.0000	TIBCO SOFTWARE INC	03/08/11	07/12/11	530.41	447.12	83.29 ST
7.0000	A N S Y S I N C C O M	02/11/11	08/04/11	364.84	382.44	N/C
5.0000	A N S Y S I N C C O M	02/11/11	08/04/11	260.60	273.18	(12.58) ST
8.0000	A N S Y S I N C C O M	02/22/11	08/04/11	416.96	435.82	(18.86) ST
8.0000	A N S Y S I N C C O M	02/25/11	08/04/11	416.96	444.88	(27.92) ST
10.0000	A N S Y S I N C C O M	03/08/11	08/04/11	521.21	548.70	(27.49) ST
5.0000	A N S Y S I N C C O M	03/11/11	08/04/11	260.60	265.25	(4.65) ST





ROCKCARES THE NORRIS-



REALIZED CAPITAL GAIN AND LOSS SUMMARY

Quantity	Security Description	Date of Acquisition	Date of Liquidation	Sale Amount	Cost Basis	Gain or (Loss)
6.0000	A N S Y S INC COM	03/16/11	08/04/11	312.73	309.86	2.87 ST
5.0000	A N S Y S INC COM	03/17/11	08/04/11	260.61	255.78	4.83 ST
5.0000	AMAZON COM INC COM	02/11/11	08/15/11	1,005.66	943.46	62.20 ST
10.0000	ALTERA CORP COM	03/08/11	08/15/11	371.93	429.71	(57.78) ST
7.0000	ALTERA CORP COM	03/08/11	08/15/11	260.35	307.42	(47.07) ST
11.0000	ALTERA CORP COM	03/08/11	08/15/11	409.13	486.90	(77.77) ST
6.0000	ALTERA CORP COM	04/28/11	08/15/11	223.16	296.28	(73.12) ST
5.0000	ALTERA CORP COM	05/26/11	08/15/11	185.98	235.48	(49.50) ST
4.0000	HERBALIFE LTD	02/11/11	07/28/11	226.10	135.27	90.83 ST
30.0000	JAMES RIV COAL CO	03/28/11	08/10/11	357.09	727.99	(370.90) ST
4.0000	JAMES RIV COAL CO	04/28/11	08/10/11	47.61	91.44	(43.83) ST
5.0000	JAMES RIV COAL CO	05/16/11	08/10/11	59.51	105.65	(46.14) ST
7.0000	JAMES RIV COAL CO	06/03/11	08/10/11	63.33	142.87	(59.54) ST
84.0000	PANDORA MEDIA INC	08/16/11	07/28/11	1,357.76	1,351.37	6.39 ST
47.0000	PANDORA MEDIA INC	06/16/11	08/02/11	644.78	756.12	(111.34) ST
27.0000	QUALCOMM INC	02/11/11	08/15/11	1,370.03	1,554.73	(184.70) ST
13.0000	RADIANT SYSTEMS INC COM	02/11/11	08/26/11	364.00	248.17	115.83 ST
10.0000	RADIANT SYSTEMS INC COM	02/22/11	08/26/11	280.00	176.80	103.20 ST
11.0000	RADIANT SYSTEMS INC COM	02/25/11	08/26/11	307.99	186.45	121.54 ST
10.0000	RADIANT SYSTEMS INC COM	03/08/11	08/26/11	280.00	180.40	99.60 ST
8.0000	RADIANT SYSTEMS INC COM	03/11/11	08/26/11	224.00	130.08	93.92 ST
5.0000	RADIANT SYSTEMS INC COM	03/16/11	08/26/11	140.00	80.95	59.05 ST
8.0000	RADIANT SYSTEMS INC COM	03/17/11	08/26/11	224.00	128.64	95.36 ST
15.0000	RADIANT SYSTEMS INC COM	03/29/11	08/26/11	420.00	267.09	152.91 ST
12.0000	RADIANT SYSTEMS INC COM	04/28/11	08/26/11	336.00	211.08	124.92 ST
13.0000	RADIANT SYSTEMS INC COM	05/16/11	08/26/11	364.00	263.90	100.10 ST
13.0000	RADIANT SYSTEMS INC COM	05/26/11	08/26/11	364.00	253.89	110.11 ST
7.0000	RADIANT SYSTEMS INC COM	06/03/11	08/26/11	196.00	140.77	55.23 ST
10.0000	RADIANT SYSTEMS INC COM	06/10/11	08/26/11	280.00	189.10	90.90 ST
11.0000	RADIANT SYSTEMS INC COM	07/13/11	08/26/11	308.01	309.98	(1.97) ST
32.0000	REALD INC	05/25/11	08/02/11	438.89	955.61	(516.72) ST
6.0000	REALD INC	06/03/11	08/02/11	82.29	152.16	(69.87) ST
73.0000	REALD INC	06/13/11	08/02/11	1,001.25	1,592.48	(591.23) ST
12.0000	ROCHE HLDG LTD SPN ADR	02/11/11	08/19/11	488.83	439.92	48.91 ST
9.0000	ROCHE HLDG LTD SPN ADR	02/22/11	08/19/11	366.62	329.13	37.49 ST
9.0000	ROCHE HLDG LTD SPN ADR	02/25/11	08/19/11	366.63	333.90	32.73 ST
10.0000	TENNECO INC DEL	02/11/11	08/04/11	371.49	435.40	(63.91) ST
7.0000	TENNECO INC DEL	02/22/11	08/04/11	260.05	293.23	(33.18) ST
9.0000	AMAZON COM INC COM	02/11/11	09/12/11	1,934.33	1,698.23	236.10 ST
6.0000	AMAZON COM INC COM	02/11/11	09/23/11	1,337.06	1,132.16	204.90 ST

PLEASE SEE REVERSE SIDE
 Page 354 of 361
 Statement Period Year Ending 12/31/11
 Account No. 808-02106

00-17-60605 (R02-10)



ROCKCARES: THE NORRIS-

EMA Fiscal Statement

REALIZED CAPITAL GAIN AND LOSS SUMMARY

Quantity	Security Description	Date of Acquisition	Date of Liquidation	Sale Amount	Cost Basis	Gain or (Loss)
53.0000	AMER EXPRESS COMPANY	02/11/11	09/23/11	2,451.35	2,475.94	(24.59) ST
9.0000	BIOMER IDEC INC	03/08/11	09/23/11	846.45	646.02	200.43 ST
11.0000	BIOMER IDEC INC	03/11/11	09/23/11	1,034.55	782.43	252.12 ST
16.0000	BIOMER IDEC INC	03/16/11	09/23/11	1,504.80	1,102.88	401.92 ST
13.0000	BIOMER IDEC INC	03/17/11	09/23/11	1,222.65	901.89	320.76 ST
4.0000	BIOMER IDEC INC	05/16/11	09/23/11	376.20	384.64	(8.44) ST
7.0000	BIOMER IDEC INC	05/26/11	09/23/11	658.35	653.87	4.48 ST
3.0000	BIOMER IDEC INC	06/03/11	09/23/11	282.15	284.85	(2.70) ST
5.0000	BIOMER IDEC INC	06/10/11	09/23/11	470.26	458.75	11.51 ST
3.0000	BIOMER IDEC INC	06/24/11	09/23/11	282.15	307.65	(25.50) ST
4.0000	BIOMER IDEC INC	07/13/11	09/23/11	376.22	423.84	(47.62) ST
15.0000	EMS TECHNOLOGIES INC	02/11/11	09/22/11	N/A	300.60	(300.60) ST
11.0000	EMS TECHNOLOGIES INC	02/22/11	09/22/11	N/A	210.65	(210.65) ST
12.0000	EMS TECHNOLOGIES INC	02/25/11	09/22/11	N/A	234.48	(234.48) ST
11.0000	EMS TECHNOLOGIES INC	03/08/11	09/22/11	N/A	228.80	(228.80) ST
8.0000	EMS TECHNOLOGIES INC	03/11/11	09/22/11	N/A	154.24	(154.24) ST
8.0000	EMS TECHNOLOGIES INC	03/16/11	09/22/11	N/A	151.84	(151.84) ST
8.0000	EMS TECHNOLOGIES INC	03/17/11	09/22/11	N/A	148.00	(148.00) ST
8.0000	EMS TECHNOLOGIES INC	04/28/11	09/22/11	N/A	204.08	(204.08) ST
12.0000	EMS TECHNOLOGIES INC	05/16/11	09/22/11	N/A	291.00	(291.00) ST
11.0000	EMS TECHNOLOGIES INC	05/26/11	09/22/11	N/A	275.55	(275.55) ST
7.0000	EMS TECHNOLOGIES INC	06/03/11	09/22/11	N/A	180.60	(180.60) ST
10.0000	EMS TECHNOLOGIES INC	06/10/11	09/22/11	N/A	247.30	(247.30) ST
9.0000	EMS TECHNOLOGIES INC	07/13/11	09/22/11	N/A	297.00	(297.00) ST
26.0000	NOVARTIS ADR	02/11/11	09/14/11	1,439.78	1,454.44	(14.66) ST
3.0000	REGENERON PHARMACTCLS	03/11/11	09/27/11	193.39	115.83	77.56 ST
3.0000	REGENERON PHARMACTCLS	03/16/11	09/27/11	193.39	116.40	76.99 ST
4.0000	REGENERON PHARMACTCLS	03/17/11	09/27/11	257.86	155.32	102.54 ST
8.0000	REGENERON PHARMACTCLS	04/28/11	09/27/11	515.73	512.08	3.65 ST
2.0000	REGENERON PHARMACTCLS	05/16/11	09/27/11	128.93	107.82	21.11 ST
4.0000	REGENERON PHARMACTCLS	06/03/11	09/27/11	257.87	233.80	24.07 ST
4.0000	REGENERON PHARMACTCLS	07/13/11	09/27/11	257.88	229.56	28.32 ST
6.0000	SCHWAB (CHARLES) CORPNEW	02/11/11	09/22/11	65.73	92.88	(27.15) ST
13.0000	SCHWAB (CHARLES) CORPNEW	03/08/11	09/22/11	142.42	210.99	(68.57) ST
3.0000	SCHWAB (CHARLES) CORPNEW	03/11/11	09/22/11	32.86	47.28	(14.42) ST
3.0000	SCHWAB (CHARLES) CORPNEW	03/16/11	09/22/11	32.86	44.85	(11.99) ST
3.0000	SCHWAB (CHARLES) CORPNEW	03/17/11	09/22/11	32.87	44.55	(11.68) ST
4.0000	SCHWAB (CHARLES) CORPNEW	04/28/11	09/22/11	43.82	74.68	(30.86) ST
4.0000	SCHWAB (CHARLES) CORPNEW	05/16/11	09/22/11	43.82	71.16	(27.34) ST
8.0000	SCHWAB (CHARLES) CORPNEW	06/03/11	09/22/11	87.67	135.92	(48.25) ST



PLEASE SEE REVERSE SIDE
 Statement Period 12/31/11
 Year Ending 12/31/11
 Page 355 of 361
 Account No. 808-02106



ROCKCARES: THE NORRIS-




REALIZED CAPITAL GAIN AND LOSS SUMMARY

Quantity	Security Description	Date of Acquisition	Date of Liquidation	Sale Amount	Cost Basis	Gain or (Loss)
4 0000	AMAZON COM INC COM	02/11/11	09/30/11	878.10	754.77	123.33 ST
3 0000	AMAZON COM INC COM	02/22/11	09/30/11	658.59	543.43	115.16 ST
7 0000	AMER EXPRESS COMPANY	02/11/11	09/30/11	319.09	327.01	(7.92) ST
17 0000	AMER EXPRESS COMPANY	02/22/11	09/30/11	774.96	755.25	19.71 ST
5 0000	DECKERS OUTDOORS CORP	02/11/11	10/19/11	502.71	431.68	71.03 ST
3 0000	DECKERS OUTDOORS CORP	02/22/11	10/19/11	301.63	272.58	29.05 ST
4 0000	DECKERS OUTDOORS CORP	02/25/11	10/19/11	402.17	354.92	47.25 ST
3 0000	DECKERS OUTDOORS CORP	03/08/11	10/19/11	301.64	263.01	38.63 ST
9 0000	ICON PLC SPONSORED ADR	02/11/11	10/19/11	138.27	197.10	(58.83) ST
13 0000	ICON PLC SPONSORED ADR	02/25/11	10/19/11	199.74	257.14	(57.40) ST
1 0000	ICON PLC SPONSORED ADR	03/08/11	10/19/11	15.37	20.84	(5.47) ST
5 0000	ICON PLC SPONSORED ADR	03/08/11	10/20/11	76.86	104.20	(27.34) ST
4 0000	ICON PLC SPONSORED ADR	03/11/11	10/20/11	61.49	84.04	(22.55) ST
5 0000	ICON PLC SPONSORED ADR	03/16/11	10/20/11	76.86	102.05	(25.19) ST
5 0000	ICON PLC SPONSORED ADR	03/17/11	10/20/11	76.86	105.00	(28.14) ST
5 0000	ICON PLC SPONSORED ADR	04/28/11	10/20/11	76.86	122.10	(45.24) ST
6 0000	ICON PLC SPONSORED ADR	05/16/11	10/20/11	92.23	146.82	(54.59) ST
11 0000	ICON PLC SPONSORED ADR	06/03/11	10/20/11	169.10	279.18	(110.08) ST
9 0000	ICON PLC SPONSORED ADR	06/24/11	10/20/11	138.37	208.62	(70.25) ST
6 0000	NETLOGIC MICROSYSTEMS	02/11/11	10/20/11	438.07	360.63	77.44 ST
6 0000	NETLOGIC MICROSYSTEMS	02/22/11	10/20/11	292.05	239.10	52.95 ST
6 0000	NETLOGIC MICROSYSTEMS	02/25/11	10/20/11	292.04	247.32	44.72 ST
8 0000	NETLOGIC MICROSYSTEMS	03/08/11	10/20/11	389.40	329.36	60.04 ST
2 0000	NETLOGIC MICROSYSTEMS	03/11/11	10/20/11	97.35	79.42	17.93 ST
3 0000	NETLOGIC MICROSYSTEMS	03/16/11	10/20/11	146.02	119.85	26.17 ST
7 0000	NETLOGIC MICROSYSTEMS	03/17/11	10/20/11	340.72	273.98	66.74 ST
6 0000	NETLOGIC MICROSYSTEMS	04/28/11	10/20/11	292.05	252.18	39.87 ST
6 0000	NETLOGIC MICROSYSTEMS	05/16/11	10/20/11	292.05	228.66	63.39 ST
5 0000	NETLOGIC MICROSYSTEMS	05/26/11	10/20/11	243.38	178.50	64.88 ST
5 0000	NETLOGIC MICROSYSTEMS	06/03/11	10/20/11	243.38	188.80	54.58 ST
6 0000	NETLOGIC MICROSYSTEMS	06/10/11	10/20/11	292.06	218.64	73.42 ST
12 0000	REED ELSEVIER N V	02/11/11	10/10/11	278.12	333.36	(55.24) ST
9 0000	REED ELSEVIER N V	02/22/11	10/10/11	208.59	238.32	(29.73) ST
9 0000	REED ELSEVIER N V	02/25/11	10/10/11	208.59	234.18	(25.59) ST
9 0000	REED ELSEVIER N V	03/08/11	10/10/11	208.59	237.06	(28.47) ST
6 0000	REED ELSEVIER N V	03/11/11	10/10/11	139.06	152.64	(13.58) ST
7 0000	REED ELSEVIER N V	03/16/11	10/10/11	162.23	167.65	(5.42) ST
7 0000	REED ELSEVIER N V	03/17/11	10/10/11	162.24	171.22	(8.98) ST
7 0000	REED ELSEVIER N V	04/28/11	10/10/11	162.25	183.47	(21.22) ST
18 0000	BRUKER CORP	02/11/11	10/28/11	258.71	335.42	(76.71) ST





ROCKCARES: THE NORRIS-




REALIZED CAPITAL GAIN AND LOSS SUMMARY

Quantity	Security Description	Date of Acquisition	Date of Liquidation	Sale Amount	Cost Basis	Gain or (Loss)
7.0000	BRUKER CORP	02/22/11	10/28/11	100.62	129.83	(29.21) ST
5.0000	BRIGHAM EXPL INC COM	02/25/11	10/31/11	182.06	175.60	6.46 ST
14.0000	BRIGHAM EXPL INC COM	03/08/11	10/31/11	509.78	478.94	30.84 ST
2.0000	BRIGHAM EXPL INC COM	03/11/11	10/31/11	72.82	66.82	6.00 ST
11.0000	BRIGHAM EXPL INC COM	03/16/11	10/31/11	400.54	356.62	43.92 ST
8.0000	BRIGHAM EXPL INC COM	03/17/11	10/31/11	281.31	270.32	20.99 ST
6.0000	BRIGHAM EXPL INC COM	04/28/11	10/31/11	218.48	200.10	18.38 ST
7.0000	BRIGHAM EXPL INC COM	05/16/11	10/31/11	254.89	192.08	62.81 ST
10.0000	BRIGHAM EXPL INC COM	06/03/11	10/31/11	364.14	289.40	74.74 ST
8.0000	BRIGHAM EXPL INC COM	06/24/11	10/31/11	291.32	215.28	76.04 ST
24.0000	CHICOS FAS INC COM	02/11/11	11/23/11	239.39	287.65	(48.26) ST
16.0000	CHICOS FAS INC COM	02/22/11	11/23/11	159.59	193.67	(34.08) ST
20.0000	CHICOS FAS INC COM	02/25/11	11/23/11	159.49	275.00	(75.51) ST
18.0000	CHICOS FAS INC COM	03/08/11	11/23/11	179.54	245.88	(66.34) ST
7.0000	CHICOS FAS INC COM	03/11/11	11/23/11	69.82	95.48	(25.66) ST
13.0000	CHICOS FAS INC COM	03/16/11	11/23/11	129.67	179.53	(49.86) ST
14.0000	CHICOS FAS INC COM	03/17/11	11/23/11	139.64	194.46	(54.82) ST
15.0000	CHICOS FAS INC COM	04/28/11	11/23/11	149.62	226.35	(76.73) ST
17.0000	CHICOS FAS INC COM	05/16/11	11/23/11	189.57	259.08	(69.51) ST
12.0000	CHICOS FAS INC COM	05/26/11	11/23/11	119.69	177.60	(57.91) ST
16.0000	CHICOS FAS INC COM	06/03/11	11/23/11	159.60	229.76	(70.16) ST
19.0000	CHICOS FAS INC COM	06/20/11	11/23/11	189.53	272.93	(83.40) ST
2.0000	DECKERS OUTDOORS CORP	03/11/11	11/22/11	198.35	168.86	29.49 ST
3.0000	DECKERS OUTDOORS CORP	03/16/11	11/22/11	297.52	240.42	57.10 ST
3.0000	DECKERS OUTDOORS CORP	03/17/11	11/22/11	198.35	159.64	38.71 ST
2.0000	DECKERS OUTDOORS CORP	04/28/11	11/22/11	297.53	287.07	10.46 ST
3.0000	DECKERS OUTDOORS CORP	05/16/11	11/22/11	297.53	270.87	26.66 ST
4.0000	DECKERS OUTDOORS CORP	05/26/11	11/22/11	396.70	362.84	33.86 ST
2.0000	DECKERS OUTDOORS CORP	06/03/11	11/22/11	198.35	171.24	27.11 ST
3.0000	DECKERS OUTDOORS CORP	06/10/11	11/22/11	297.54	234.12	63.42 ST
15.0000	EMS TECHNOLOGIES INC	02/11/11	09/22/11	N/A	300.60	300.60 ST
15.0000	EMS TECHNOLOGIES INC	02/11/11	09/22/11	495.00	300.60	194.40 ST
11.0000	EMS TECHNOLOGIES INC	02/22/11	09/22/11	N/A	210.65	210.65 ST
11.0000	EMS TECHNOLOGIES INC	02/22/11	09/22/11	363.00	210.65	152.35 ST
12.0000	EMS TECHNOLOGIES INC	02/25/11	09/22/11	N/A	234.48	234.48 ST
12.0000	EMS TECHNOLOGIES INC	02/25/11	09/22/11	396.00	234.48	161.52 ST
11.0000	EMS TECHNOLOGIES INC	03/08/11	09/22/11	N/A	228.80	228.80 ST
11.0000	EMS TECHNOLOGIES INC	03/08/11	09/22/11	363.00	228.80	134.20 ST
8.0000	EMS TECHNOLOGIES INC	03/11/11	09/22/11	N/A	154.24	154.24 ST
8.0000	EMS TECHNOLOGIES INC	03/11/11	09/22/11	264.00	154.24	109.76 ST



Merrill Lynch

ROCKCARES: THE NORRIS-



REALIZED CAPITAL GAIN AND LOSS SUMMARY

Quantity	Security Description	Date of Acquisition	Date of Liquidation	Sale Amount	Cost Basis	Gain or (Loss)
8.0000	EMS TECHNOLOGIES INC	03/16/11	09/22/11	N/A	151.84	151.84 ST
8.0000	EMS TECHNOLOGIES INC	03/16/11	09/22/11	264.00	151.84	112.16 ST
8.0000	EMS TECHNOLOGIES INC	03/17/11	09/22/11	N/A	148.00	148.00 ST
8.0000	EMS TECHNOLOGIES INC	03/17/11	09/22/11	264.00	148.00	116.00 ST
8.0000	EMS TECHNOLOGIES INC	04/28/11	09/22/11	N/A	204.08	204.08 ST
8.0000	EMS TECHNOLOGIES INC	04/28/11	09/22/11	264.00	204.08	59.92 ST
12.0000	EMS TECHNOLOGIES INC	05/16/11	09/22/11	N/A	291.00	291.00 ST
12.0000	EMS TECHNOLOGIES INC	05/16/11	09/22/11	396.00	291.00	105.00 ST
11.0000	EMS TECHNOLOGIES INC	05/26/11	09/22/11	N/A	275.55	275.55 ST
11.0000	EMS TECHNOLOGIES INC	05/26/11	09/22/11	363.00	275.55	87.45 ST
7.0000	EMS TECHNOLOGIES INC	06/03/11	09/22/11	N/A	180.60	180.60 ST
7.0000	EMS TECHNOLOGIES INC	06/03/11	09/22/11	231.00	180.60	50.40 ST
10.0000	EMS TECHNOLOGIES INC	06/10/11	09/22/11	N/A	247.30	247.30 ST
10.0000	EMS TECHNOLOGIES INC	06/10/11	09/22/11	330.00	247.30	82.70 ST
9.0000	EMS TECHNOLOGIES INC	07/13/11	09/22/11	N/A	297.00	297.00 ST
9.0000	EMS TECHNOLOGIES INC	07/13/11	09/22/11	297.00	297.00	0.00
47.0000	FUSION-IO INC COM	10/11/11	11/08/11	1,174.88	1,174.88	579.14 ST
6.0000	HERBALIFE LTD	02/11/11	11/21/11	333.27	202.90	130.37 ST
8.0000	HERBALIFE LTD	02/22/11	11/21/11	444.36	277.56	166.80 ST
6.0000	HERBALIFE LTD	02/25/11	11/21/11	333.27	234.81	98.46 ST
8.0000	HERBALIFE LTD	03/08/11	11/21/11	444.37	307.96	136.41 ST
4.0000	HERBALIFE LTD	03/11/11	11/21/11	222.18	158.78	63.40 ST
6.0000	HERBALIFE LTD	03/16/11	11/21/11	333.28	231.78	101.50 ST
2.0000	HERBALIFE LTD	03/17/11	11/21/11	111.10	76.86	34.24 ST
11.0000	LUFKIN INDS INC	02/11/11	11/22/11	720.32	813.56	(93.24) ST
17.0000	THORATEC CORP COM NEW	02/11/11	11/07/11	491.17	455.26	35.91 ST
12.0000	THORATEC CORP COM NEW	02/22/11	11/07/11	346.71	336.18	10.53 ST
12.0000	THORATEC CORP COM NEW	02/25/11	11/07/11	346.72	334.44	12.28 ST
13.0000	BIOMARIN PHARMACEUTICALS	02/11/11	12/16/11	407.01	344.11	62.90 ST
10.0000	BIOMARIN PHARMACEUTICALS	02/22/11	12/16/11	313.08	261.70	51.38 ST
9.0000	BIOMARIN PHARMACEUTICALS	02/25/11	12/16/11	281.79	222.48	59.31 ST
4.0000	CONCUR TECHNOLOGIES INC	08/12/11	12/20/11	208.24	150.59	57.65 ST
15.0000	CENTENE CORP	02/11/11	11/29/11	548.46	443.40	105.06 ST
10.0000	CENTENE CORP	02/22/11	11/29/11	365.65	295.63	70.02 ST
297.0000	GILEAD SCIENCES INC COM	09/23/11	12/16/11	11,239.66	11,387.60	(147.94) ST
2.0000	MITSUBISHI ESTATE ADR CXL	02/11/11	06/22/11	334.52	389.96	N/C
2.0000	MITSUBISHI ESTATE ADR COR	02/11/11	06/22/11	334.52	389.96	(55.44) ST
1.0000	MITSUBISHI ESTATE ADR CXL	02/22/11	06/22/11	187.26	200.01	N/C
1.0000	MITSUBISHI ESTATE ADR COR	02/22/11	06/22/11	187.26	200.01	(32.75) ST
24.0000	ROSETTA RESOURCES INC.	08/10/11	11/29/11	1,177.47	1,056.25	121.22 ST

PLEASE SEE REVERSE SIDE

Page 358 of 361

Statement Period Year Ending 12/31/11

Account No. 808-02106

09-17-6090B (R02-10)





Merrill Lynch

ROCKCARES THE NORRIS-



Fiscal Statement

REALIZED CAPITAL GAIN AND LOSS SUMMARY

Quantity	Security Description	Date of Acquisition	Date of Liquidation	Sale Amount	Cost Basis	Gain or (Loss)
10.0000	RIVERBED TECHNOLOGY INC	02/22/11	12/20/11	244.34	397.90	(153.56) ST
5.0000	RIVERBED TECHNOLOGY INC	02/22/11	12/20/11	122.17	246.14	(123.97) ST
6.0000	RIVERBED TECHNOLOGY INC	02/25/11	12/20/11	146.62	248.94	(102.32) ST
5.0000	SUCCESSFACTORS INC	02/11/11	12/20/11	198.99	203.33	(4.34) ST
6.0000	SUCCESSFACTORS INC	02/11/11	12/20/11	238.79	225.87	12.92 ST
1.0000	SUCCESSFACTORS INC	02/22/11	12/20/11	39.79	37.24	2.55 ST
7.0000	SUCCESSFACTORS INC	02/22/11	12/20/11	278.59	251.95	26.64 ST
2.0000	SUCCESSFACTORS INC	02/25/11	12/20/11	238.79	216.55	22.24 ST
4.0000	SUCCESSFACTORS INC	03/08/11	12/20/11	79.59	72.58	7.01 ST
6.0000	SUCCESSFACTORS INC	03/11/11	12/20/11	159.19	141.56	17.63 ST
6.0000	SUCCESSFACTORS INC	03/16/11	12/20/11	238.79	208.17	30.62 ST
6.0000	SUCCESSFACTORS INC	03/17/11	12/20/11	238.79	205.08	33.71 ST
8.0000	SUCCESSFACTORS INC	04/28/11	12/20/11	318.40	281.36	37.04 ST
7.0000	SUCCESSFACTORS INC	05/16/11	12/20/11	278.60	231.00	47.60 ST
6.0000	SUCCESSFACTORS INC	05/26/11	12/20/11	238.81	202.56	36.25 ST

Total Short Term Capital Gain: \$10,661

Total Long Term Capital Gain: \$0

PLEASE SEE REVERSE SIDE
Page 359 of 361
Statement Period Year Ending 12/31/11
Account No 808-02106

05361274



Application for Extension of Time To File an Exempt Organization Return

▶ **File a separate application for each return.**

- If you are filing for an **Automatic 3-Month Extension**, complete only Part I and check this box
- If you are filing for an **Additional (Not Automatic) 3-Month Extension**, complete only Part II (on page 2 of this form).

Do not complete Part II unless you have already been granted an automatic 3-month extension on a previously filed Form 8868

Electronic filing (e-file). You can electronically file Form 8868 if you need a 3-month automatic extension of time to file (6 months for a corporation required to file Form 990-T), or an additional (not automatic) 3-month extension of time. You can electronically file Form 8868 to request an extension of time to file any of the forms listed in Part I or Part II with the exception of Form 8870, Information Return for Transfers Associated With Certain Personal Benefit Contracts, which must be sent to the IRS in paper format (see instructions). For more details on the electronic filing of this form, visit www.irs.gov/efile and click on *e-file for Charities & Nonprofits*.

Part I Automatic 3-Month Extension of Time. Only submit original (no copies needed).

A corporation required to file Form 990-T and requesting an automatic 6-month extension - check this box and complete Part I only

All other corporations (including 1120-C filers), partnerships, REMICs, and trusts must use Form 7004 to request an extension of time to file income tax returns.

Type or print	Name of exempt organization or other filer, see instructions. ROCKCARES: THE NORRIS-ROCABERTE FAMILY FOUNDATION	Employer identification number (EIN) or <input checked="" type="checkbox"/> 77-0539237
File by the due date for filing your return. See instructions	Number, street, and room or suite no. If a P O box, see instructions. C/O BARTLETT, PRINGLE & WOLF, LLP - P.O. BOX 9086	Social security number (SSN) <input type="checkbox"/>
	City, town or post office, state, and ZIP code. For a foreign address, see instructions. SANTA BARBARA, CA 93190-0860	

Enter the Return code for the return that this application is for (file a separate application for each return)

0 4

Application Is For	Return Code	Application Is For	Return Code
Form 990	01	Form 990-T (corporation)	07
Form 990-BL	02	Form 1041-A	08
Form 990-EZ	01	Form 4720	09
Form 990-PF	04	Form 5227	10
Form 990-T (sec 401(a) or 408(a) trust)	05	Form 6069	11
Form 990-T (trust other than above)	06	Form 8870	12

RICHARD ROCABERTE

- The books are in the care of ▶ **P.O. BOX 741880, LOS ANGELES, CA - 90004**
 Telephone No. ▶ **(323) 933-0922** FAX No. ▶
- If the organization does not have an office or place of business in the United States, check this box
- If this is for a Group Return, enter the organization's four digit Group Exemption Number (GEN) _____. If this is for the whole group, check this box ▶ . If it is for part of the group, check this box ▶ and attach a list with the names and EINs of all members the extension is for.

1 I request an automatic 3-month (6 months for a corporation required to file Form 990-T) extension of time until **AUGUST 15, 2012**, to file the exempt organization return for the organization named above. The extension is for the organization's return for:
 ▶ calendar year **2011** or
 ▶ tax year beginning _____, and ending _____

2 If the tax year entered in line 1 is for less than 12 months, check reason: Initial return Final return
 Change in accounting period

3a If this application is for Form 990-BL, 990-PF, 990-T, 4720, or 6069, enter the tentative tax, less any nonrefundable credits. See instructions.	3a	\$	0.
b If this application is for Form 990-PF, 990-T, 4720, or 6069, enter any refundable credits and estimated tax payments made. Include any prior year overpayment allowed as a credit.	3b	\$	0.
c Balance due. Subtract line 3b from line 3a. Include your payment with this form, if required, by using EFTPS (Electronic Federal Tax Payment System). See instructions.	3c	\$	0.

Caution. If you are going to make an electronic fund withdrawal with this Form 8868, see Form 8453-EO and Form 8879-EO for payment instructions

LHA For Privacy Act and Paperwork Reduction Act Notice, see Instructions.

7011 2000 0001 0195 0906 *Shilpa dj*