



See a Social Security Number? Say Something!
Report Privacy Problems to <https://public.resource.org/privacy>
Or call the IRS Identity Theft Hotline at 1-800-908-4490



Form 990-PF

Return of Private Foundation
or Section 4947(a)(1) Nonexempt Charitable Trust
Treated as a Private Foundation

OMB No 1545-0052

2011

Department of the Treasury
Internal Revenue Service

Note. The foundation may be able to use a copy of this return to satisfy state reporting requirements

For calendar year 2011, or tax year beginning 01-01-2011 , and ending 12-31-2011

G Check all that apply

☐ Initial return

☐ Initial return of a former public charity

☐ Final return

☒ Amended return

☐ Address change

☐ Name change

Name of foundation
QUAIL ROOST FOUNDATION

Number and street (or P O box number if mail is not delivered to street address)
PO BOX 2035

City or town, state, and ZIP code
EL PRADO, NM 87529

A Employer identification number
76-0754268

B Telephone number (see page 10 of the instructions)
(575) 770-8247

C If exemption application is pending, check here ☐

D 1. Foreign organizations, check here ☐

2. Foreign organizations meeting the 85% test, check here and attach computation ☐

E If private foundation status was terminated under section 507(b)(1)(A), check here ☐

F If the foundation is in a 60-month termination under section 507(b)(1)(B), check here ☐

H Check type of organization

☒ Section 501(c)(3) exempt private foundation

☐ Section 4947(a)(1) nonexempt charitable trust

☐ Other taxable private foundation

I Fair market value of all assets at end of year (from Part II, col. (c), line 16)
\$ 4,442,765



J Accounting method



☒ Cash

☐ Accrual

Other (specify) _____
(Part I, column (d) must be on cash basis.)

Part I Analysis of Revenue and Expenses (The total of amounts in columns (b), (c), and (d) may not necessarily equal the amounts in column (a) (see page 11 of the instructions))		(a) Revenue and expenses per books	(b) Net investment income	(c) Adjusted net income	(d) Disbursements for charitable purposes (cash basis only)
Revenue	1	Contributions, gifts, grants, etc , received (attach schedule)	285,775		
	2	Check <input type="checkbox"/> if the foundation is not required to attach Sch B			
	3	Interest on savings and temporary cash investments	6,066	6,066	6,066
	4	Dividends and interest from securities.	104,265	104,265	104,265
	5a	Gross rents			
	b	Net rental income or (loss) _____			
	6a	Net gain or (loss) from sale of assets not on line 10	127,893		
	b	Gross sales price for all assets on line 6a _____ 2,694,186			
	7	Capital gain net income (from Part IV, line 2)		127,893	
	8	Net short-term capital gain		49,110	
	9	Income modifications			
	10a	Gross sales less returns and allowances			
Operating and Administrative Expenses	b	Less Cost of goods sold			
	c	Gross profit or (loss) (attach schedule)			
	11	Other income (attach schedule)			
	12	Total. Add lines 1 through 11	523,999	238,224	159,441
	13	Compensation of officers, directors, trustees, etc			
	14	Other employee salaries and wages	17,198	4,300	12,899
	15	Pension plans, employee benefits	4,038	1,010	3,029
	16a	Legal fees (attach schedule)			
	b	Accounting fees (attach schedule)	9,212	4,606	4,606
	c	Other professional fees (attach schedule)			
	17	Interest			
	18	Taxes (attach schedule) (see page 14 of the instructions)	2,196	610	
	19	Depreciation (attach schedule) and depletion			
	20	Occupancy			
	21	Travel, conferences, and meetings	2,562		2,562
	22	Printing and publications			
	23	Other expenses (attach schedule)	35,688	31,634	4,054
	24	Total operating and administrative expenses.			
		Add lines 13 through 23	70,894	42,160	27,150
	25	Contributions, gifts, grants paid	178,750		178,750
	26	Total expenses and disbursements. Add lines 24 and 25	249,644	42,160	205,900
	27	Subtract line 26 from line 12			
	a	Excess of revenue over expenses and disbursements	274,355		
	b	Net investment income (if negative, enter -0-)		196,064	
	c	Adjusted net income (if negative, enter -0-)			159,441

Part II Balance Sheets		Attached schedules and amounts in the description column should be for end-of-year amounts only (See instructions)	Beginning of year	End of year	
			(a) Book Value	(b) Book Value	(c) Fair Market Value
Assets	1	Cash—non-interest-bearing			
	2	Savings and temporary cash investments	311,947	1,699,325	1,699,331
	3	Accounts receivable ▶ _____ Less allowance for doubtful accounts ▶ _____			
	4	Pledges receivable ▶ _____ Less allowance for doubtful accounts ▶ _____			
	5	Grants receivable			
	6	Receivables due from officers, directors, trustees, and other disqualified persons (attach schedule) (see page 15 of the instructions)			
	7	Other notes and loans receivable (attach schedule) ▶ _____ Less allowance for doubtful accounts ▶ _____			
	8	Inventories for sale or use			
	9	Prepaid expenses and deferred charges			
	10a	Investments—U S and state government obligations (attach schedule)	39,313		
	b	Investments—corporate stock (attach schedule)	3,213,662	 1,580,878	1,675,240
	c	Investments—corporate bonds (attach schedule).	519,450	 1,077,163	1,068,194
	11	Investments—land, buildings, and equipment basis ▶ _____ Less accumulated depreciation (attach schedule) ▶ _____			
	12	Investments—mortgage loans			
	13	Investments—other (attach schedule)			
	14	Land, buildings, and equipment basis ▶ _____ Less accumulated depreciation (attach schedule) ▶ _____			
	15	Other assets (describe ▶ _____)			
	16	Total assets (to be completed by all filers—see the instructions Also, see page 1, item I)	4,084,372	4,357,366	4,442,765

Liabilities	17	Accounts payable and accrued expenses			
	18	Grants payable			
	19	Deferred revenue			
	20	Loans from officers, directors, trustees, and other disqualified persons			
	21	Mortgages and other notes payable (attach schedule)			
	22	Other liabilities (describe ▶ _____)	 5,198	 3,837	
	23	Total liabilities (add lines 17 through 22)	5,198	3,837	

Net Assets or Fund Balances		Foundations that follow SFAS 117, check here ▶ <input type="checkbox"/> and complete lines 24 through 26 and lines 30 and 31.			
	24	Unrestricted			
	25	Temporarily restricted			
	26	Permanently restricted			
		Foundations that do not follow SFAS 117, check here ▶ <input checked="" type="checkbox"/> and complete lines 27 through 31.			
	27	Capital stock, trust principal, or current funds			
	28	Paid-in or capital surplus, or land, bldg , and equipment fund			
	29	Retained earnings, accumulated income, endowment, or other funds	4,079,174	4,353,529	
	30	Total net assets or fund balances (see page 17 of the instructions)	4,079,174	4,353,529	
	31	Total liabilities and net assets/fund balances (see page 17 of the instructions)	4,084,372	4,357,366	

Part III Analysis of Changes in Net Assets or Fund Balances

1	Total net assets or fund balances at beginning of year—Part II, column (a), line 30 (must agree with end-of-year figure reported on prior year’s return)	1	4,079,174
2	Enter amount from Part I, line 27a	2	274,355
3	Other increases not included in line 2 (itemize) ▶ _____	3	
4	Add lines 1, 2, and 3	4	4,353,529
5	Decreases not included in line 2 (itemize) ▶ _____	5	
6	Total net assets or fund balances at end of year (line 4 minus line 5)—Part II, column (b), line 30	6	4,353,529

Part IV Capital Gains and Losses for Tax on Investment Income

(a) List and describe the kind(s) of property sold (e g , real estate, 2-story brick warehouse, or common stock, 200 shs MLC Co)		(b) How acquired P—Purchase D—Donation	(c) Date acquired (mo , day, yr)	(d) Date sold (mo , day, yr)
1a	See Additional Data Table			
b				
c				
d				
e				

(e) Gross sales price	(f) Depreciation allowed (or allowable)	(g) Cost or other basis plus expense of sale	(h) Gain or (loss) (e) plus (f) minus (g)
a See Additional Data Table			
b			
c			
d			
e			

Complete only for assets showing gain in column (h) and owned by the foundation on 12/31/69			(I) Gains (Col (h) gain minus col (k), but not less than -0-) or Losses (from col (h))
(i) F M V as of 12/31/69	(j) Adjusted basis as of 12/31/69	(k) Excess of col (i) over col (j), if any	
a See Additional Data Table			
b			
c			
d			
e			

2	Capital gain net income or (net capital loss)	{ If gain, also enter in Part I, line 7 If (loss), enter -0- in Part I, line 7 }	2	127,893
3	Net short-term capital gain or (loss) as defined in sections 1222(5) and (6) If gain, also enter in Part I, line 8, column (c) (see pages 13 and 17 of the instructions) If (loss), enter -0- in Part I, line 8		3	49,110

Part V Qualification Under Section 4940(e) for Reduced Tax on Net Investment Income

(For optional use by domestic private foundations subject to the section 4940(a) tax on net investment income)

If section 4940(d)(2) applies, leave this part blank

Was the foundation liable for the section 4942 tax on the distributable amount of any year in the base period? ☐ Yes ☒ No

If "Yes," the foundation does not qualify under section 4940(e) Do not complete this part

1 Enter the appropriate amount in each column for each year, see page 18 of the instructions before making any entries

(a) Base period years Calendar year (or tax year beginning in)	(b) Adjusted qualifying distributions	(c) Net value of noncharitable-use assets	(d) Distribution ratio (col (b) divided by col (c))
2010	181,932	4,005,542	0 045420
2009	215,609	1,866,678	0 115504
2008	93,915	1,863,504	0 050397
2007	88,677	1,969,396	0 045028
2006	74,000	657,352	0 112573

2	Total of line 1, column (d).	2	0 368922
3	Average distribution ratio for the 5-year base period—divide the total on line 2 by 5, or by the number of years the foundation has been in existence if less than 5 years	3	0 073784
4	Enter the net value of noncharitable-use assets for 2011 from Part X, line 5.	4	4,537,464
5	Multiply line 4 by line 3.	5	334,792
6	Enter 1% of net investment income (1% of Part I, line 27b).	6	1,961
7	Add lines 5 and 6.	7	336,753
8	Enter qualifying distributions from Part XII, line 4.	8	205,900

If line 8 is equal to or greater than line 7, check the box in Part VI, line 1b, and complete that part using a 1% tax rate See the Part VI instructions on page 18

Part VIExcise Tax Based on Investment Income (Section 4940(a), 4940(b), 4940(e), or 4948—see page 18 of the instructions)

1a

Exempt operating foundations described in section 4940(d)(2), check here ☐ and enter "N/A" on line 1

Date of ruling or determination letter _____ (attach copy of letter if necessary—see instructions)

b

Domestic foundations that meet the section 4940(e) requirements in Part V, check here ☐ and enter 1% of Part I, line 27b

c

All other domestic foundations enter 2% of line 27b. Exempt foreign organizations enter 4% of Part I, line 12, col (b)

2

Tax under section 511 (domestic section 4947(a)(1) trusts and taxable foundations only. Others enter -0-)

3

Add lines 1 and 2.

4

Subtitle A (income) tax (domestic section 4947(a)(1) trusts and taxable foundations only. Others enter -0-)

5

Tax based on investment income. Subtract line 4 from line 3. If zero or less, enter -0-

6

Credits/Payments

a

2011 estimated tax payments and 2010 overpayment credited to 2011

6a

289

b

Exempt foreign organizations—tax withheld at source

6b

c

Tax paid with application for extension of time to file (Form 8868)

6c

5,000

d

Backup withholding erroneously withheld

6d

7

Total credits and payments. Add lines 6a through 6d.

8

Enter any penalty for underpayment of estimated tax. Check here ☒ if Form 2220 is attached

9

Tax due. If the total of lines 5 and 8 is more than line 7, enter amount owed

10

Overpayment. If line 7 is more than the total of lines 5 and 8, enter the amount overpaid.

11

Enter the amount of line 10 to be Credited to 2012 estimated tax 1,328 Refunded

1

3,921

2

3

3,921

4

5

3,921

7

5,289

8

40

9

10

1,328

11

Part VII-AStatements Regarding Activities

1a

During the tax year, did the foundation attempt to influence any national, state, or local legislation or did it participate or intervene in any political campaign?

b

Did it spend more than \$100 during the year (either directly or indirectly) for political purposes (see page 19 of the instructions for definition)?

If the answer is "Yes" to 1a or 1b, attach a detailed description of the activities and copies of any materials published or distributed by the foundation in connection with the activities.

c

Did the foundation file Form 1120-POL for this year?

d

Enter the amount (if any) of tax on political expenditures (section 4955) imposed during the year

(1) On the foundation \$ _____ (2) On foundation managers \$ _____

e

Enter the reimbursement (if any) paid by the foundation during the year for political expenditure tax imposed on foundation managers \$ _____

2

Has the foundation engaged in any activities that have not previously been reported to the IRS?

If "Yes," attach a detailed description of the activities.

3

Has the foundation made any changes, not previously reported to the IRS, in its governing instrument, articles of incorporation, or bylaws, or other similar instruments? If "Yes," attach a conformed copy of the changes

4a

Did the foundation have unrelated business gross income of \$1,000 or more during the year?

4b

If "Yes," has it filed a tax return on Form 990-T for this year?

5

Was there a liquidation, termination, dissolution, or substantial contraction during the year?

If "Yes," attach the statement required by General Instruction T.

6

Are the requirements of section 508(e) (relating to sections 4941 through 4945) satisfied either

• By language in the governing instrument, or

• By state legislation that effectively amends the governing instrument so that no mandatory directions that conflict with the state law remain in the governing instrument?

7

Did the foundation have at least \$5,000 in assets at any time during the year? If "Yes," complete Part II, col (c), and Part XV

8a

Enter the states to which the foundation reports or with which it is registered (see page 19 of the instructions) NM

8b

If the answer is "Yes" to line 7, has the foundation furnished a copy of Form 990-PF to the Attorney General (or designate) of each state as required by General Instruction G? If "No," attach explanation .

9

Is the foundation claiming status as a private operating foundation within the meaning of section 4942(j)(3) or 4942(j)(5) for calendar year 2011 or the taxable year beginning in 2011 (see instructions for Part XIV on page 27)? If "Yes," complete Part XIV

10

Did any persons become substantial contributors during the tax year? If "Yes," attach a schedule listing their names and addresses

Yes

No

1a

No

1b

No

1c

No

2

No

3

No

4a

No

4b

5

No

6

Yes

7

Yes

8b

Yes

9

No

10

Yes

Form 990-PF (2011)

Part VII-A

Statements Regarding Activities *(continued)*

11	At any time during the year, did the foundation, directly or indirectly, own a controlled entity within the meaning of section 512(b)(13)? If "Yes," attach schedule (see page 20 of the instructions).	11		No
12	Did the foundation acquire a direct or indirect interest in any applicable insurance contract before August 17, 2008?	12		No
13	Did the foundation comply with the public inspection requirements for its annual returns and exemption application? Website address N/A	13	Yes	
14	The books are in care of FRED L DOERR Telephone no (575) 613-6990 Located at PO BOX 2035 EL PRADO NM ZIP+4 87529			
15	Section 4947(a)(1) nonexempt charitable trusts filing Form 990-PF in lieu of Form 1041—Check here and enter the amount of tax-exempt interest received or accrued during the year.			
16	At any time during calendar year 2011, did the foundation have an interest in or a signature or other authority over a bank, securities, or other financial account in a foreign country?	16	Yes	No
See the instructions for exceptions and filing requirements for Form TD F 90-22.1 If "Yes", enter the name of the foreign country				

Part VII-B

Statements Regarding Activities for Which Form 4720 May Be Required

File Form 4720 if any item is checked in the "Yes" column, unless an exception applies.			Yes	No
1a	During the year did the foundation (either directly or indirectly) (1) Engage in the sale or exchange, or leasing of property with a disqualified person? (2) Borrow money from, lend money to, or otherwise extend credit to (or accept it from) a disqualified person? (3) Furnish goods, services, or facilities to (or accept them from) a disqualified person? (4) Pay compensation to, or pay or reimburse the expenses of, a disqualified person? (5) Transfer any income or assets to a disqualified person (or make any of either available for the benefit or use of a disqualified person)? (6) Agree to pay money or property to a government official? (Exception. Check "No" if the foundation agreed to make a grant to or to employ the official for a period after termination of government service, if terminating within 90 days).			
b	If any answer is "Yes" to 1a(1)–(6), did any of the acts fail to qualify under the exceptions described in Regulations section 53.4941(d)-3 or in a current notice regarding disaster assistance (see page 20 of the instructions)? Organizations relying on a current notice regarding disaster assistance check here.	1b		No
c	Did the foundation engage in a prior year in any of the acts described in 1a, other than excepted acts, that were not corrected before the first day of the tax year beginning in 2011?	1c		
2	Taxes on failure to distribute income (section 4942) (does not apply for years the foundation was a private operating foundation defined in section 4942(j)(3) or 4942(j)(5))			
a	At the end of tax year 2011, did the foundation have any undistributed income (lines 6d and 6e, Part XIII) for tax year(s) beginning before 2011? If "Yes," list the years 20 , 20 , 20 , 20			
b	Are there any years listed in 2a for which the foundation is not applying the provisions of section 4942(a)(2) (relating to incorrect valuation of assets) to the year's undistributed income? (If applying section 4942(a)(2) to all years listed, answer "No" and attach statement—see page 20 of the instructions).	2b		
c	If the provisions of section 4942(a)(2) are being applied to any of the years listed in 2a, list the years here 20 , 20 , 20 , 20			
3a	Did the foundation hold more than a 2% direct or indirect interest in any business enterprise at any time during the year?			
b	If "Yes," did it have excess business holdings in 2011 as a result of (1) any purchase by the foundation or disqualified persons after May 26, 1969, (2) the lapse of the 5-year period (or longer period approved by the Commissioner under section 4943(c)(7)) to dispose of holdings acquired by gift or bequest, or (3) the lapse of the 10-, 15-, or 20-year first phase holding period? (Use Schedule C, Form 4720, to determine if the foundation had excess business holdings in 2011.).	3b		
4a	Did the foundation invest during the year any amount in a manner that would jeopardize its charitable purposes?	4a		No
b	Did the foundation make any investment in a prior year (but after December 31, 1969) that could jeopardize its charitable purpose that had not been removed from jeopardy before the first day of the tax year beginning in 2011?	4b		No

Part VII-B

Statements Regarding Activities for Which Form 4720 May Be Required (continued)

5a

During the year did the foundation pay or incur any amount to

(1)

Carry on propaganda, or otherwise attempt to influence legislation (section 4945(e))?

YesNo

(2)

Influence the outcome of any specific public election (see section 4955), or to carry on, directly or indirectly, any voter registration drive?

YesNo

(3)

Provide a grant to an individual for travel, study, or other similar purposes?

YesNo

(4)

Provide a grant to an organization other than a charitable, etc , organization described in section 509(a)(1), (2), or (3), or section 4940(d)(2)? (see page 22 of the instructions).

YesNo

(5)

Provide for any purpose other than religious, charitable, scientific, literary, or educational purposes, or for the prevention of cruelty to children or animals?

YesNo

b

If any answer is "Yes" to 5a(1)–(5), did **any** of the transactions fail to qualify under the exceptions described in Regulations section 53.4945 or in a current notice regarding disaster assistance (see page 22 of the instructions)? Organizations relying on a current notice regarding disaster assistance check here.

YesNo

c

If the answer is "Yes" to question 5a(4), does the foundation claim exemption from the tax because it maintained expenditure responsibility for the grant?
If "Yes," attach the statement required by Regulations section 53.4945–5(d).

YesNo

6a

Did the foundation, during the year, receive any funds, directly or indirectly, to pay premiums on a personal benefit contract?

YesNo

b

Did the foundation, during the year, pay premiums, directly or indirectly, on a personal benefit contract?
If "Yes" to 6b, file Form 8870.

YesNo

7a

At any time during the tax year, was the foundation a party to a prohibited tax shelter transaction?

YesNo

b

If yes, did the foundation receive any proceeds or have any net income attributable to the transaction?

YesNo

Part VIII

Information About Officers, Directors, Trustees, Foundation Managers, Highly Paid Employees, and Contractors

1

List all officers, directors, trustees, foundation managers and their compensation (see page 22 of the instructions).

(a) Name and address	(b) Title, and average hours per week devoted to position	(c) Compensation (If not paid, enter -0-)	(d) Contributions to employee benefit plans and deferred compensation	(e) Expense account, other allowances
See Additional Data Table				

2

Compensation of five highest-paid employees (other than those included on line 1—see page 23 of the instructions).
If none, enter "NONE."

(a) Name and address of each employee paid more than \$50,000	(b) Title, and average hours per week devoted to position	(c) Compensation	(d) Contributions to employee benefit plans and deferred compensation	(e) Expense account, other allowances
NONE				

Total

number of other employees paid over \$50,000.

Part VIII

3 Five highest-paid independent contractors for professional services (see page 23 of the instructions). If none, enter "NONE".

(a) Name and address of each person paid more than \$50,000	(b) Type of service	(c) Compensation
NONE		

Total number of others receiving over \$50,000 for professional services. ▶

Part IX-A Summary of Direct Charitable Activities

List the foundation's four largest direct charitable activities during the tax year. Include relevant statistical information such as the number of organizations and other beneficiaries served, conferences convened, research papers produced, etc.

Expenses

1	
2	
3	
4	

Part IX-B Summary of Program-Related Investments (see page 23 of the instructions)

Describe the two largest program-related investments made by the foundation during the tax year on lines 1 and 2

Amount

1	N/A	
2		
	All other program-related investments See page 24 of the instructions	
3		

Total. Add lines 1 through 3.

Part X

Minimum Investment Return (All domestic foundations must complete this part. Foreign foundations, see page 24 of the instructions.)

1	Fair market value of assets not used (or held for use) directly in carrying out charitable, etc , purposes		
a	Average monthly fair market value of securities.	1a	4,159,962
b	Average of monthly cash balances.	1b	446,600
c	Fair market value of all other assets (see page 24 of the instructions).	1c	0
d	Total (add lines 1a, b, and c).	1d	4,606,562
e	Reduction claimed for blockage or other factors reported on lines 1a and 1c (attach detailed explanation).	1e	
2	Acquisition indebtedness applicable to line 1 assets.	2	
3	Subtract line 2 from line 1d.	3	4,606,562
4	Cash deemed held for charitable activities Enter 1 1/2% of line 3 (for greater amount, see page 25 of the instructions).	4	69,098
5	Net value of noncharitable-use assets. Subtract line 4 from line 3 Enter here and on Part V, line 4	5	4,537,464
6	Minimum investment return. Enter 5% of line 5.	6	226,873

Part XI

Distributable Amount (see page 25 of the instructions) (Section 4942(j)(3) and (j)(5) private operating foundations and certain foreign organizations check here ☒ and do not complete this part.)

1	Minimum investment return from Part X, line 6.	1	226,873
2a	Tax on investment income for 2011 from Part VI, line 5.	2a	3,921
b	Income tax for 2011 (This does not include the tax from Part VI).	2b	
c	Add lines 2a and 2b.	2c	3,921
3	Distributable amount before adjustments Subtract line 2c from line 1.	3	222,952
4	Recoveries of amounts treated as qualifying distributions.	4	
5	Add lines 3 and 4.	5	222,952
6	Deduction from distributable amount (see page 25 of the instructions).	6	
7	Distributable amount as adjusted Subtract line 6 from line 5 Enter here and on Part XIII, line 1.	7	222,952

Part XII

Qualifying Distributions (see page 25 of the instructions)

1	Amounts paid (including administrative expenses) to accomplish charitable, etc , purposes		
a	Expenses, contributions, gifts, etc —total from Part I, column (d), line 26.	1a	205,900
b	Program-related investments—total from Part IX-B.	1b	
2	Amounts paid to acquire assets used (or held for use) directly in carrying out charitable, etc , purposes.	2	
3	Amounts set aside for specific charitable projects that satisfy the		
a	Suitability test (prior IRS approval required).	3a	
b	Cash distribution test (attach the required schedule).	3b	
4	Qualifying distributions. Add lines 1a through 3b Enter here and on Part V, line 8, and Part XIII, line 4	4	205,900
5	Foundations that qualify under section 4940(e) for the reduced rate of tax on net investment income Enter 1% of Part I, line 27b (see page 26 of the instructions).	5	
6	Adjusted qualifying distributions. Subtract line 5 from line 4.	6	205,900
Note: The amount on line 6 will be used in Part V, column (b), in subsequent years when calculating whether the foundation qualifies for the section 4940(e) reduction of tax in those years			

Part XIII

Undistributed Income (see page 26 of the instructions)

		(a) Corpus	(b) Years prior to 2010	(c) 2010	(d) 2011
1	Distributable amount for 2011 from Part XI, line 7				222,952
2	Undistributed income, if any, as of the end of 2011				
a	Enter amount for 2010 only.				
b	Total for prior years 20____, 20____, 20____				
3	Excess distributions carryover, if any, to 2011				
a	From 2006.				41,905
b	From 2007.				
c	From 2008.				1,737
d	From 2009.				122,979
e	From 2010.				
f	Total of lines 3a through e.	166,621			
4	Qualifying distributions for 2011 from Part XII, line 4 ▶ \$ 205,900				
a	Applied to 2010, but not more than line 2a				
b	Applied to undistributed income of prior years (Election required—see page 26 of the instructions)				
c	Treated as distributions out of corpus (Election required—see page 26 of the instructions). . .				
d	Applied to 2011 distributable amount.				205,900
e	Remaining amount distributed out of corpus				
5	Excess distributions carryover applied to 2011 (If an amount appears in column (d), the same amount must be shown in column (a).)	17,052			17,052
6	Enter the net total of each column as indicated below:				
a	Corpus Add lines 3f, 4c, and 4e Subtract line 5	149,569			
b	Prior years' undistributed income Subtract line 4b from line 2b.				
c	Enter the amount of prior years' undistributed income for which a notice of deficiency has been issued, or on which the section 4942(a) tax has been previously assessed.				
d	Subtract line 6c from line 6b Taxable amount—see page 27 of the instructions . . .				
e	Undistributed income for 2010 Subtract line 4a from line 2a Taxable amount—see page 27 of the instructions				
f	Undistributed income for 2011 Subtract lines 4d and 5 from line 1 This amount must be distributed in 2011.				0
7	Amounts treated as distributions out of corpus to satisfy requirements imposed by section 170(b)(1)(F) or 4942(g)(3) (see page 27 of the instructions).				
8	Excess distributions carryover from 2006 not applied on line 5 or line 7 (see page 27 of the instructions).	24,853			
9	Excess distributions carryover to 2012. Subtract lines 7 and 8 from line 6a.	124,716			
10	Analysis of line 9				
a	Excess from 2007. . . .				
b	Excess from 2008. . . .				1,737
c	Excess from 2009. . . .				122,979
d	Excess from 2010. . . .				
e	Excess from 2011. . . .				

Part XIV

Private Operating Foundations (see page 27 of the instructions and Part VII-A, question 9)

1a

If the foundation has received a ruling or determination letter that it is a private operating foundation, and the ruling is effective for 2011, enter the date of the ruling.

b

Check box to indicate whether the organization is a private operating foundation described in section 4942(j)(3) or 4942(j)(5)

☐ 4942(j)(3) or ☐ 4942(j)(5)

2a	Enter the lesser of the adjusted net income from Part I or the minimum investment return from Part X for each year listed.	Tax year	Prior 3 years			(e) Total
		(a) 2011	(b) 2010	(c) 2009	(d) 2008	
b	85% of line 2a					
c	Qualifying distributions from Part XII, line 4 for each year listed.					
d	Amounts included in line 2c not used directly for active conduct of exempt activities.					
e	Qualifying distributions made directly for active conduct of exempt activities. Subtract line 2d from line 2c.					
3	Complete 3a, b, or c for the alternative test relied upon					
a	"Assets" alternative test—enter					
	(1) Value of all assets					
	(2) Value of assets qualifying under section 4942(j)(3)(B)(i)					
b	"Endowment" alternative test— enter 2/3 of minimum investment return shown in Part X, line 6 for each year listed.					
c	"Support" alternative test—enter					
	(1) Total support other than gross investment income (interest, dividends, rents, payments on securities loans (section 512(a)(5)), or royalties).					
	(2) Support from general public and 5 or more exempt organizations as provided in section 4942(j)(3)(B)(iii).					
	(3) Largest amount of support from an exempt organization					
	(4) Gross investment income					

Part XV

Supplementary Information (Complete this part only if the organization had \$5,000 or more in assets at any time during the year—see page 27 of the instructions.)

1

Information Regarding Foundation Managers:

a

List any managers of the foundation who have contributed more than 2% of the total contributions received by the foundation before the close of any tax year (but only if they have contributed more than \$5,000) (See section 507(d)(2))

KERRY HEUBECK

b

List any managers of the foundation who own 10% or more of the stock of a corporation (or an equally large portion of the ownership of a partnership or other entity) of which the foundation has a 10% or greater interest

2

Information Regarding Contribution, Grant, Gift, Loan, Scholarship, etc., Programs:

Check here ☒ if the foundation only makes contributions to preselected charitable organizations and does not accept unsolicited requests for funds. If the foundation makes gifts, grants, etc. (see page 28 of the instructions) to individuals or organizations under other conditions, complete items 2a, b, c, and d.

a

The name, address, and telephone number of the person to whom applications should be addressed

b

The form in which applications should be submitted and information and materials they should include

c

Any submission deadlines

d

Any restrictions or limitations on awards, such as by geographical areas, charitable fields, kinds of institutions, or other factors

Part XV

Supplementary Information (continued)

3 Grants and Contributions Paid During the Year or Approved for Future Payment

Recipient	If recipient is an individual, show any relationship to any foundation manager or substantial contributor	Foundation status of recipient	Purpose of grant or contribution	Amount
Name and address (home or business)				
a Paid during the year See Additional Data Table				
Total			3a	178,750
b Approved for future payment				
Total			3b	

Enter gross amounts unless otherwise indicated		Unrelated business income		Excluded by section 512, 513, or 514		(e) Related or exempt function income (See page 28 of the instructions)
		(a) Business code	(b) Amount	(c) Exclusion code	(d) Amount	
1	Program service revenue					
a	_____					
b	_____					
c	_____					
d	_____					
e	_____					
f	_____					
g	Fees and contracts from government agencies					
2	Membership dues and assessments. . . .					
3	Interest on savings and temporary cash investments			14	6,066	
4	Dividends and interest from securities. . . .			14	104,265	
5	Net rental income or (loss) from real estate					
a	Debt-financed property.					
b	Not debt-financed property.					
6	Net rental income or (loss) from personal property					
7	Other investment income.					
8	Gain or (loss) from sales of assets other than inventory			18	127,893	
9	Net income or (loss) from special events					
10	Gross profit or (loss) from sales of inventory. .					
11	Other revenue a _____					
b	_____					
c	_____					
d	_____					
e	_____					
12	Subtotal Add columns (b), (d), and (e). .				238,224	
13	Total. Add line 12, columns (b), (d), and (e).			13		238,224






[illegible]

Part XVII

1	Did the organization directly or indirectly engage in any of the following with any other organization described in section 501(c) of the Code (other than section 501(c)(3) organizations) or in section 527, relating to political organizations?		Yes	No
a	Transfers from the reporting foundation to a noncharitable exempt organization of			
	(1) Cash.	1a(1)		No
	(2) Other assets.	1a(2)		No
b	Other transactions			
	(1) Sales of assets to a noncharitable exempt organization.	1b(1)		No
	(2) Purchases of assets from a noncharitable exempt organization.	1b(2)		No
	(3) Rental of facilities, equipment, or other assets.	1b(3)		No
	(4) Reimbursement arrangements.	1b(4)		No
	(5) Loans or loan guarantees.	1b(5)		No
	(6) Performance of services or membership or fundraising solicitations.	1b(6)		No
c	Sharing of facilities, equipment, mailing lists, other assets, or paid employees.	1c		No

[illegible]

2a Is the foundation directly or indirectly affiliated with, or related to, one or more tax-exempt organizations described in section 501(c) of the Code (other than section 501(c)(3)) or in section 527? ☐ Yes ☒ No

b If "Yes," complete the following schedule				
(a) Name of organization		(b) Type of organization	(c) Description of relationship	
Under penalties of perjury, I declare that I have examined this return, including accompanying schedules and statements, and to the best of my knowledge and belief, it is true, correct, and complete Declaration of preparer (other than taxpayer or fiduciary) is based on all information of which preparer has any knowledge				
***** Signature of officer or trustee		2014-02-01 Date	***** Title	
Paid Preparer's Use Only	Preparer's Signature  FRED L DOERR CPA		Date 2014-02-01	PTIN Check if self-employed 
	Firm's name  PURVIS GRAY & COMPANY 2347 SE 17TH STREET		Firm's EIN 	
	Firm's address  Ocala, FL 34471		Phone no (352) 732-3872	

May the IRS discuss this return with the preparer shown above? See instructions ☐ Yes ☒ No

Form 990PF Part IV - Capital Gains and Losses for Tax on Investment Income - Columns a - d

(a) List and describe the kind(s) of property sold (e g , real estate, 2-story brick warehouse, or common stock, 200 shs MLC Co)	(b) How acquired P—Purchase D—Donation	(c) Date acquired (mo , day, yr)	(d) Date sold (mo , day, yr)
U S TRSRY INFLATION BON	P	2008-09-08	2011-01-25
CALL IBM JAN 00150 00	P	2011-01-05	2010-10-05
CALL CCL	P	2011-04-18	2010-12-29
PEPSICO INC	P	2009-12-28	2011-02-10
BCE INC	P	2010-05-14	2011-02-02
ICICI BANK LTD SPD ADR	P	2010-02-03	2011-02-02
ABB LTD SPON ADR	P	2010-02-03	2011-04-11
GRUPO TELEVISA SA ADR	P	2010-02-03	2011-04-11
SONY CORP ADR NEW	P	2010-02-03	2011-04-11
APTARGROUP INC	P	2011-01-07	2011-09-20
NV ENERGY INC	P	2011-02-24	2011-04-11
CELANESE CORP DEL SER A	P	2010-10-12	2011-04-11
JETBLUE AIRWAYS CORP DEL	P	2010-10-12	2011-01-25
SPIRIT AEROSYSTEMS HLDGS	P	2010-06-07	2011-05-12
CRACKER BAREL OLD COUNTR	P	2009-09-16	2011-01-25
MYLAN INC	P	2009-03-05	2011-08-09
PRINCIPAL FINANCIAL GRP	P	2009-12-11	2011-05-12
ANADARKO PETE CORP	P	2011-03-03	2011-04-11
ALLERGAN INC	P	2008-10-10	2011-04-11
PATTERSON COS INC	P	2010-02-23	2011-04-11
GOLDMAN SACHS GRP	P	2007-01-29	2011-01-18
MFB NORTHN FDS LARGE CAP VALUE	P	2009-06-30	2011-12-15
POWERSHARES CLEANTECH PORT	P	2010-02-25	2011-03-08
WALDEN SOCIAL EQTY FD	P	2010-03-03	2011-11-28
AMERICAN BOND FUND OF AMERICA CL A	P	2009-02-09	2011-02-02
CALL NKE OCT 00100 00	P	2011-10-24	2011-07-05
AFLAC INC COM	P	2010-08-24	2011-06-02
PRAXAIR INC	P	2010-08-24	2011-10-28
BCE INC	P	2010-05-14	2011-04-11
MAGNA INTL INC CL A VTG	P	2010-02-05	2011-02-02

Form 990PF Part IV - Capital Gains and Losses for Tax on Investment Income - Columns a - d

(a) List and describe the kind(s) of property sold (e g , real estate, 2-story brick warehouse, or common stock, 200 shs MLC Co)	(b) How acquired P—Purchase D—Donation	(c) Date acquired (mo , day, yr)	(d) Date sold (mo , day, yr)
BANCO SANTANDER SA ADR	P	2010-02-03	2011-04-11
GRUPO TELEVISA SA ADR	P	2010-02-03	2011-06-02
SONY CORP ADR NEW	P	2010-02-03	2011-05-06
BJS WHOLESALE CLUB INC	P	2011-01-11	2011-04-11
NV ENERGY INC	P	2011-02-24	2011-08-09
CELANESE CORP DEL SER A	P	2010-10-12	2011-08-25
JETBLUE AIRWAYS CORP DEL	P	2010-10-12	2011-03-11
TRW AUTOMOTIVE HLDGS CRP	P	2010-09-10	2011-01-25
CRACKER BAREL OLD COUNTR	P	2009-09-16	2011-06-06
MYLAN INC	P	2010-06-07	2011-08-09
PHARMERICA CORP	P	2009-01-20	2011-01-25
DOVER CORP	P	2011-02-10	2011-04-11
AMERICA MOVIL SAB DE CV	P	2008-10-10	2011-04-11
PATTERSON COS INC	P	2010-02-23	2011-09-02
MFB NORTHN INTL EQTY	P	2007-11-30	2011-02-15
MFB NORTHN HI YIELD FXD	P	2009-06-30	2011-12-15
WALDEN SOCIAL EQTY FD	P	2011-03-17	2011-11-28
WALDEN SOCIAL EQTY FD	P	2010-03-03	2011-03-17
AMERICAN CAP WORLD BD FD CL A	P	2009-11-05	2011-02-02
CALL CAT MAY 00110 00	P	2011-05-12	2011-02-02
AMERICA MOVIL SAB DE CV	P	2010-08-24	2011-06-23
SAP AG SHS	P	2010-08-26	2011-12-20
COMPANHIA ENERG DE ADR	P	2010-02-03	2011-02-02
NOVARTIS ADR	P	2010-02-24	2011-02-02
BARRICK GOLD CORPORATION	P	2010-02-03	2011-04-11
HSBC HLDG PLC SP ADR	P	2010-05-14	2011-06-02
TENARIS S A ADR	P	2010-02-03	2011-04-11
BJS WHOLESALE CLUB INC	P	2011-01-11	2011-07-06
PHARMASSET INC	P	2011-08-09	2011-11-22
CELANESE CORP DEL SER A	P	2010-10-27	2011-08-25

Form 990PF Part IV - Capital Gains and Losses for Tax on Investment Income - Columns a - d

(a) List and describe the kind(s) of property sold (e g , real estate, 2-story brick warehouse, or common stock, 200 shs MLC Co)	(b) How acquired P—Purchase D—Donation	(c) Date acquired (mo , day, yr)	(d) Date sold (mo , day, yr)
MACERICH CO	P	2010-06-07	2011-01-11
TRW AUTOMOTIVE HLDGS CRP	P	2010-09-10	2011-04-11
DST SYSTEMS INC DEL	P	2009-01-20	2011-01-25
NOVELLUS SYS INC	P	2010-06-07	2011-12-16
PHARMERICA CORP	P	2009-01-20	2011-04-11
FEDEX CORP DELAWARE COM	P	2011-03-03	2011-04-11
AMERICA MOVIL SAB DE CV	P	2008-10-10	2011-06-23
PATTERSON COS INC	P	2010-05-14	2011-09-02
MFB NORTHERN GLOBAL	P	2009-12-28	2011-02-15
MFB NORTHN FDS SMALL CAP INDEX	P	2009-06-30	2011-12-15
ACCESS CAPITAL COMMUNITY INVEST	P	2010-03-03	2011-03-17
MISC SALES	P	2009-01-01	2011-12-31
AMERICAN CAP WORLD BD FD CL A	P	2009-11-05	2011-10-14
CALL PX OCT 00120 00	P	2011-10-24	2011-07-05
ARCHER DANIELS MIDLD	P	2010-09-10	2011-05-11
WALGREEN CO	P	2010-08-24	2011-09-02
CANADIAN PACIFIC RAILWAY	P	2010-05-14	2011-01-21
NATIONAL GRID PLC SP ADR	P	2010-02-03	2011-01-14
BARRICK GOLD CORPORATION	P	2010-02-03	2011-06-23
INFOSYS TECH LTD ADR	P	2010-02-05	2011-04-11
TENARIS S A ADR	P	2010-02-03	2011-09-02
DARDEN RESTAURANTS INC	P	2011-06-08	2011-11-11
SM ENERGY CO SHS	P	2011-01-07	2011-01-25
CONAGRA FOODS INC	P	2010-03-11	2011-01-11
NOVELLUS SYS INC	P	2010-06-07	2011-01-25
TIMKEN COMPANY	P	2010-11-11	2011-01-25
DST SYSTEMS INC DEL	P	2009-01-20	2011-09-20
PETSMART INC	P	2009-06-10	2011-01-25
ROYAL CARIBBEAN CRUISES	P	2010-06-07	2011-06-08
STARWOOD HOT & RESORTS WORLDWIDE NE	P	2011-03-30	2011-04-11

Form 990PF Part IV - Capital Gains and Losses for Tax on Investment Income - Columns a - d

(a) List and describe the kind(s) of property sold (e g , real estate, 2-story brick warehouse, or common stock, 200 shs MLC Co)	(b) How acquired P—Purchase D—Donation	(c) Date acquired (mo , day, yr)	(d) Date sold (mo , day, yr)
COSTCO WHOLESALE CRP DEL	P	2009-09-18	2011-04-11
SALESFORCE COM INC	P	2008-11-24	2011-04-11
MFB NORTHN FUNDS EMERGING	P	2009-06-30	2011-02-15
MFB NORTHERN FDS STK INDEX FD	P	2009-06-30	2011-12-15
CALVERT INTERNATIONAL OPPORT	P	2010-03-03	2011-03-17
AMERICAN CAP WORLD BD FD CL A	P	2009-12-24	2011-10-14
CALL TROW APR 00070 00	P	2011-04-18	2010-12-29
ARCHER DANIELS MIDLD	P	2010-09-28	2011-05-11
EMBRAER S A SPONSRD ADR	P	2011-01-21	2011-02-02
CHINA MOBILE LTD SPN ADR	P	2010-02-03	2011-02-02
POTASH CORP SASKATCHEWAN	P	2010-02-03	2011-02-02
BANCO BRADESCO S A ADR	P	2010-02-03	2011-04-11
INFOSYS TECH LTD ADR	P	2010-02-05	2011-12-13
TEVA PHARMACTCL INDS ADR	P	2010-02-03	2011-04-11
FOOT LOCKER INC N Y COM	P	2011-02-24	2011-04-11
TANGER FACTORY OUTLT CEN	P	2011-11-11	2011-12-13
CONAGRA FOODS INC	P	2010-06-07	2011-01-11
NOVELLUS SYS INC	P	2010-06-07	2011-04-11
TIMKEN COMPANY	P	2010-11-11	2011-04-11
DISCOVER FINL SVCS	P	2010-06-07	2011-08-25
PETSMART INC	P	2009-06-10	2011-04-11
SILGAN HLDGS INC COM	P	2009-03-12	2011-01-07
ADOBE SYS DEL PV 0 001	P	2010-06-16	2011-04-11
CHINA PETE CHEM SPN ADR	P	2009-09-25	2011-04-11
TE CONN LTD REG SHS	P	2010-01-14	2011-04-11
MFB NORTHN SHORT INTERMEDIATE US GOV	P	2009-06-30	2011-08-12
MFB NORTHERN FDS FIXED INCOME FD	P	2009-06-30	2011-12-15
CRA QUALIFIED INVESTMENT FUND	P	2010-03-03	2011-03-17
AMERICAN CAP WORLD BD FD CL A	P	2009-12-24	2011-10-14
CALL SAP JAN 00055 00	P	2011-01-24	2010-10-05

Form 990PF Part IV - Capital Gains and Losses for Tax on Investment Income - Columns a - d

(a) List and describe the kind(s) of property sold (e g , real estate, 2-story brick warehouse, or common stock, 200 shs MLC Co)	(b) How acquired P—Purchase D—Donation	(c) Date acquired (mo , day, yr)	(d) Date sold (mo , day, yr)
BAKER HUGHES INC	P	2010-04-07	2011-02-22
EMBRAER S A SPONSRD ADR	P	2011-01-21	2011-04-11
CHINA PETE CHEM SPN ADR	P	2010-02-03	2011-02-02
PRUDENTIAL PLC ADR	P	2010-02-03	2011-02-02
BAIDU INC SPON ADR	P	2010-02-03	2011-04-11
ICICI BANK LTD SPD ADR	P	2010-02-03	2011-04-11
TEVA PHARMACTCL INDS ADR	P	2010-02-03	2011-08-03
FIRST SOLAR INC	P	2011-01-11	2011-07-12
AMERICAN AXLE&MFG HLDGS	P	2010-08-09	2011-01-25
DISCOVER FINL SVCS	P	2010-06-07	2011-01-25
PIONEER NATURAL RES CO	P	2010-04-21	2011-01-25
WINDSTREAM CORP	P	2010-07-13	2011-01-25
GOODRICH CORPORATION	P	2009-03-05	2011-01-25
PETSMART INC	P	2009-06-10	2011-05-27
SILGAN HLDGS INC COM	P	2009-04-20	2011-01-07
BORG WARNER INC COM	P	2010-08-03	2011-04-11
COVIDIEN PLC SHS NEW	P	2009-11-11	2011-04-11
TE CONN LTD REG SHS	P	2010-01-14	2011-10-18
MFC ISHARES TR BARCLAYS TIPS	P	2010-02-08	2011-09-29
PIMCO COMMODITY REALRETURN	P	2009-06-30	2011-12-15
FLEX PARTNERS TOTAL RETURN UTIL	P	2010-03-03	2011-03-17
AMERICAN CAP WORLD BD FD CL A	P	2009-12-28	2011-10-14
CALL WEC JAN 00060 00	P	2011-01-24	2010-10-05
COSTCO WHOLE CRP DEL	P	2010-08-24	2011-01-24
PETROLEO BRAS SA ADR	P	2011-02-10	2011-04-11
COPA HOLDINGS S A CL A	P	2010-06-16	2011-02-02
RESEARCH IN MOTION LTD	P	2010-02-03	2011-02-02
BCE INC	P	2010-05-14	2011-06-23
MAGNA INTL INC CL A VTG	P	2010-02-05	2011-04-11
TORONTO DOMINION BANK	P	2010-02-03	2011-04-11

Form 990PF Part IV - Capital Gains and Losses for Tax on Investment Income - Columns a - d

(a) List and describe the kind(s) of property sold (e g , real estate, 2-story brick warehouse, or common stock, 200 shs MLC Co)	(b) How acquired P—Purchase D—Donation	(c) Date acquired (mo , day, yr)	(d) Date sold (mo , day, yr)
FRESH MKT INC	P	2011-07-06	2011-09-20
AMERICAN AXLE&MFG HLDGS	P	2010-08-09	2011-04-11
DISCOVER FINL SVCS	P	2010-06-07	2011-04-11
PIONEER NATURAL RES CO	P	2010-04-21	2011-04-11
WINDSTREAM CORP	P	2010-07-13	2011-04-11
GOODRICH CORPORATION	P	2009-03-05	2011-10-05
PIONEER NATURAL RES CO	P	2010-04-21	2011-09-20
SL GREEN REALTY CORP	P	2010-09-10	2011-11-11
CELGENE CORP COM	P	2010-05-14	2011-04-11
CORNING INC	P	2010-06-16	2011-06-23
URBAN OUTFITTERS INC	P	2009-10-28	2011-03-30
MFB NORTHN FDS LARGE CAP VALUE	P	2007-03-01	2011-10-17
WAL-MART STORES	P	2007-05-22	2011-12-15
FORWARD PROGRESSIVE REAL ESTATE	P	2010-03-03	2011-03-17
AMERICAN CAP WORLD BD FD CL A	P	2010-03-24	2011-10-14
CALL IBM OCT 00185 00	P	2011-10-24	2011-07-05
ENBRIDGE INC COM	P	2010-08-24	2011-01-24
MECHEL OAO ADR	P	2011-06-23	2011-10-18
COPA HOLDINGS S A CL A	P	2010-06-16	2011-04-11
ROYAL DUTCH SHELL PLC	P	2010-02-03	2011-02-02
COMPANHIA ENERG DE ADR	P	2010-02-03	2011-04-11
NOVARTIS ADR	P	2010-02-24	2011-04-11
VALE SA	P	2010-02-03	2011-04-11
FRESH MKT INC	P	2011-08-25	2011-09-20
ALLIANCE DATA SYS CORP	P	2010-06-07	2011-01-25
DR PEPPER SNAPPLE GROUP	P	2010-06-07	2011-01-25
PIONEER NATURAL RES CO	P	2010-11-30	2011-09-20
AMERICAN FINL GRP HLDGS	P	2008-10-10	2011-01-25
HERBALIFE LTD	P	2009-03-05	2011-01-25
PIONEER NATURAL RES CO	P	2010-06-07	2011-09-20

Form 990PF Part IV - Capital Gains and Losses for Tax on Investment Income - Columns a - d

(a) List and describe the kind(s) of property sold (e g , real estate, 2-story brick warehouse, or common stock, 200 shs MLC Co)	(b) How acquired P—Purchase D—Donation	(c) Date acquired (mo , day, yr)	(d) Date sold (mo , day, yr)
SYNNEX CORP	P	2009-12-11	2011-01-25
CORNING INC	P	2010-06-16	2011-04-11
DANAHER CORP DEL COM	P	2008-10-10	2011-03-03
WALGREEN CO	P	2010-01-14	2011-04-11
MFC ISHARES TR BARCLAYS TIPS	P	2010-02-08	2011-12-15
MFC SPDR GOLD TR GOLD	P	2010-08-10	2011-09-23
NEUBERGER BERMAN SOCIALLY	P	2010-03-03	2011-03-17
CARNIVAL CORP PAIRED SHS	P	2011-02-10	2011-05-24
CALL SLB MAY 00100 00	P	2011-05-23	2011-02-02
MARATHON PETROLEUM CORP	P	2010-11-12	2011-07-07
TELEFONICA SA SPAIN ADR	P	2011-02-17	2011-04-11
ENBRIDGE INC COM	P	2010-02-03	2011-02-02
SYNGENTA AG ADR	P	2010-02-03	2011-02-02
COMPANHIA ENERG DE ADR	P	2010-02-03	2011-04-25
NOVARTIS ADR	P	2010-02-24	2011-09-19
VALE SA	P	2010-02-03	2011-12-13
GT SOLAR INTL INC	P	2011-01-07	2011-01-25
ANCESTRY COM INC	P	2010-10-13	2011-01-25
DR PEPPER SNAPPLE GROUP	P	2010-06-07	2011-03-11
ROYAL CARIBBEAN CRUISES	P	2010-06-07	2011-01-25
AMERICAN FINL GRP HLDGS	P	2008-10-10	2011-04-11
HERBALIFE LTD	P	2009-03-05	2011-04-11
PACKAGING CORP AMERICA	P	2009-09-16	2011-01-25
SYNNEX CORP	P	2009-12-11	2011-07-06
FIRST SOLAR INC	P	2010-08-26	2011-04-11
DIGITAL RLTY TR INC	P	2010-02-23	2011-04-11
WALGREEN CO	P	2010-01-14	2011-09-02
MFB NORTHNMID CAP INDEX	P	2009-06-30	2011-12-15
MFC SPDR GOLD TR GOLD	P	2009-06-30	2011-12-15
PARNASSUS EQUITY INCOME FUND	P	2010-03-03	2011-03-17

Form 990PF Part IV - Capital Gains and Losses for Tax on Investment Income - Columns a - d

(a) List and describe the kind(s) of property sold (e g , real estate, 2-story brick warehouse, or common stock, 200 shs MLC Co)	(b) How acquired P—Purchase D—Donation	(c) Date acquired (mo , day, yr)	(d) Date sold (mo , day, yr)
ENBRIDGE INC COM	P	2011-02-10	2011-06-07
CALL CAH MAR 00042 00	P	2011-03-21	2010-12-29
PEPSICO INC	P	2010-05-11	2011-02-10
ABB LTD SPON ADR	P	2010-02-03	2011-02-02
FOMENTO ECNMCO MEX SPADR	P	2010-02-03	2011-02-02
SONY CORP ADR NEW	P	2010-02-03	2011-02-02
CHINA MOBILE LTD SPN ADR	P	2010-02-03	2011-02-17
POTASH CORP SASKATCHEWAN	P	2010-02-03	2011-04-11
ACE LIMITED	P	2010-02-03	2011-04-11
GT SOLAR INTL INC	P	2011-01-07	2011-04-11
ANCESTRY COM INC	P	2010-10-13	2011-04-11
DR PEPPER SNAPPLE GROUP	P	2010-10-12	2011-03-11
ROYAL CARIBBEAN CRUISES	P	2010-06-07	2011-04-11
AMERICAN FINL GRP HLDGS	P	2008-10-10	2011-08-08
HERBALIFE LTD	P	2009-03-05	2011-05-24
PACKAGING CORP AMERICA	P	2009-09-16	2011-04-11
SIRONA DENTAL SYSTEMS	P	2010-06-07	2011-07-12
NATIONAL-OIL WELL VARCO	P	2010-06-30	2011-04-11
DISCOVERY COMMUNICATN	P	2008-10-10	2011-04-11
MFB NORTHN SHORT	P	2010-08-31	2011-08-12
MFB NORTHN INTL EQTY INDEX	P	2009-06-30	2011-12-15
PARNASSUS SMALL CAP	P	2011-03-17	2011-11-28
PARNASSUS SMALL CAP	P	2010-03-03	2011-11-28
GENUINE PARTS CO	P	2011-08-08	2011-09-19
CALL PX JAN 00100 00	P	2011-01-24	2010-10-06
TARGET CORP COM	P	2010-09-28	2011-05-04
BANCO SANTANDER SA ADR	P	2010-02-03	2011-02-02
GRUPO TELEVISA SA ADR	P	2010-02-03	2011-02-02
TENARIS S A ADR	P	2010-02-03	2011-02-02
CHINA PETE CHEM SPN ADR	P	2010-02-03	2011-04-11

Form 990PF Part IV - Capital Gains and Losses for Tax on Investment Income - Columns a - d

(a) List and describe the kind(s) of property sold (e g , real estate, 2-story brick warehouse, or common stock, 200 shs MLC Co)	(b) How acquired P—Purchase D—Donation	(c) Date acquired (mo , day, yr)	(d) Date sold (mo , day, yr)
PRUDENTIAL PLC ADR	P	2010-02-03	2011-04-11
AFFILIATED MANAGERS GRP	P	2011-01-11	2011-01-25
HUNTINGTON BANK SHS INC MD	P	2011-05-12	2011-11-11
CMS ENERGY CORP	P	2010-06-07	2011-01-25
FINISH LINE INC CL A	P	2010-07-14	2011-01-25
SANDISK CORP INC	P	2010-10-12	2011-01-25
AMERISOURCEBERGEN CORP	P	2009-03-05	2011-01-25
HEALTH MGMT ASSOCS INCA	P	2009-07-15	2011-01-25
PACKAGING CORP AMERICA	P	2009-09-16	2011-07-12
SPIRIT AEROSYSTEMS HLDGS	P	2009-07-15	2011-01-25
QUALCOMM INC	P	2010-11-12	2011-04-11
FIRST SOLAR INC	P	2010-08-26	2011-11-01
MFB NORTH N FDS MULTI MGR	P	2010-12-31	2011-12-15
MFB NORTHERN GLOBAL SUSTAINABILITY	P	2009-06-30	2011-12-15
POWERSHARES CLEATECH PORT	P	2010-02-25	2011-03-08
PARNASSUS SMALL CAP	P	2010-03-03	2011-03-17
MARATHON PETROLEUM CORP	P	2011-02-10	2011-07-07
CALL NVS JAN 00060 00	P	2011-01-24	2010-10-04
CARNIVAL CORP PAIRED SHS	P	2010-04-07	2011-05-24
BARRICK GOLD CORPORATION	P	2010-02-03	2011-02-02
HSBC HLDG PLC SP ADR	P	2010-05-14	2011-02-02
TEVA PHARMACEUTICALS ADR	P	2010-02-03	2011-02-02
ENBRIDGE INC COM	P	2010-02-03	2011-04-11
RESEARCH IN MOTION LTD	P	2010-02-03	2011-04-11
AFFILIATED MANAGERS GRP	P	2011-01-11	2011-12-13
JABIL CIRCUIT INC	P	2011-01-11	2011-01-25
CMS ENERGY CORP	P	2010-06-07	2011-02-24
FINISH LINE INC CL A	P	2010-07-14	2011-04-11
SANDISK CORP INC	P	2010-10-12	2011-04-11
AMERISOURCEBERGEN CORP	P	2009-03-05	2011-04-11

Form 990PF Part IV - Capital Gains and Losses for Tax on Investment Income - Columns a - d

(a) List and describe the kind(s) of property sold (e g , real estate, 2-story brick warehouse, or common stock, 200 shs MLC Co)	(b) How acquired P—Purchase D—Donation	(c) Date acquired (mo , day, yr)	(d) Date sold (mo , day, yr)
HEALTH MGMT ASSOCS INCA	P	2009-07-15	2011-04-11
PACKAGING CORP AMERICA	P	2009-09-16	2011-08-09
SPIRIT AEROSYSTEMS HLDGS	P	2009-07-15	2011-04-11
ROCKWELL AUTOMATION INC	P	2010-08-05	2011-04-11
HONEYWELL INTL INC DEL	P	2008-10-10	2011-04-11
MFB NORTHERN FUNDS	P	2010-12-31	2011-12-15
MFB NORTHN FDS GROWTH EQTY	P	2009-06-30	2011-12-15
POWERSHARES CLEANTECH PORT	P	2010-02-25	2011-03-08
PAX WORLD GROWTH FUND	P	2010-03-03	2011-03-17
MARATHON PETROLEUM CORP	P	2011-06-07	2011-07-07
CALL AXP APR 00048 00	P	2011-04-18	2010-12-29
GENUINE PARTS CO	P	2010-08-24	2011-09-19
BANCO BRADESCO S A ADR	P	2010-02-03	2011-02-02
HSBC HLDG PLC SP ADR	P	2010-05-14	2011-04-11
TORONTO DOMINION BANK	P	2010-02-03	2011-02-02
ENBRIDGE INC COM	P	2010-02-03	2011-06-07
RESEARCH IN MOTION LTD	P	2010-02-03	2011-05-06
AECOM TECH CORP	P	2011-03-11	2011-04-11
JABIL CIRCUIT INC	P	2011-01-11	2011-04-11
CALAMOS ASSET MGMT INC	P	2010-05-11	2011-01-25
FAMILY DOLLAR STORES	P	2010-11-30	2011-01-25
SL GREEN REALTY CORP	P	2010-09-10	2011-01-25
AMERISOURCEBERGEN CORP	P	2009-03-05	2011-10-27
INTUIT INC COM	P	2009-06-10	2011-01-11
PACKAGING CORP AMERICA	P	2010-06-07	2011-08-09
SPIRIT AEROSYSTEMS HLDGS	P	2009-07-15	2011-05-12
SOUTHWESTERN ENERGY CO	P	2010-06-16	2011-03-03
JACOBS ENGN GRP INC DELA	P	2010-03-10	2011-04-11
MFB NORTHN HI YIELD	P	2011-12-15	2011-12-15
MFB NORTHN FDS MULTIMANAGER GLOBAL	P	2009-06-30	2011-12-15

Form 990PF Part IV - Capital Gains and Losses for Tax on Investment Income - Columns a - d

(a) List and describe the kind(s) of property sold (e g , real estate, 2-story brick warehouse, or common stock, 200 shs MLC Co)	(b) How acquired P—Purchase D—Donation	(c) Date acquired (mo , day, yr)	(d) Date sold (mo , day, yr)
POWERSHARES CLEANTECH PORT	P	2010-02-25	2011-03-08
PAX WORLD HIGH YIELD FUND	P	2010-09-08	2011-03-17
PRAXAIR INC	P	2011-08-08	2011-10-28
CALL COV JUL 00055 00	P	2011-07-05	2011-03-09
NOVARTIS ADR	P	2010-08-24	2011-09-19
BANCO BRADESCO S A ADR	P	2011-02-18	2011-02-18
HSBC HLDG PLC SP ADR	P	2010-08-31	2011-06-02
VALE SA	P	2010-02-03	2011-02-02
FOMENTO ECNMCO MEX SPADR	P	2010-02-03	2011-04-11
ROYAL DUTCH SHELL PLC	P	2010-02-03	2011-02-10
AECOM TECH CORP	P	2011-03-11	2011-08-25
MOLINA HEALTHCARE INC	P	2011-06-06	2011-08-08
CALAMOS ASSET MGMT INC	P	2010-05-11	2011-04-11
FAMILY DOLLAR STORES	P	2010-11-30	2011-02-24
SIRONA DENTAL SYSTEMS	P	2010-06-07	2011-01-25
ALLIANCE DATA SYS CORP	P	2010-06-07	2011-10-27
MYLAN INC	P	2009-03-05	2011-01-25
PRINCIPAL FINANCIAL GRP	P	2009-12-11	2011-01-25
WHITING PETROLEUM CORP	P	2008-10-10	2011-01-25
AFFILIATED MANAGERS GRP	P	2009-05-27	2011-04-11
PETSMART INC	P	2008-10-10	2011-04-11
MFB NORTHERN FDS FIXED INC	P	2010-12-31	2011-12-15
MFB NORTHERN FDS GLOBAL REAL ESTATE	P	2009-06-30	2011-12-15
POWERSHARES CLEANTECH PORT	P	2010-02-25	2011-03-08
PORTFOLIO 21 CL 1	P	2010-03-03	2011-03-17
CALL SAP MAR 00067 50	P	2011-12-20	2011-12-06
CALL SAP	P	2011-09-19	2011-04-26
PEPSICO INC	P	2007-07-26	2011-02-10
BAIDU INC SPON ADR	P	2010-02-03	2011-02-02
INFOSYS TECH LTD ADR	P	2010-02-05	2011-02-02

Form 990PF Part IV - Capital Gains and Losses for Tax on Investment Income - Columns a - d

(a) List and describe the kind(s) of property sold (e g , real estate, 2-story brick warehouse, or common stock, 200 shs MLC Co)	(b) How acquired P—Purchase D—Donation	(c) Date acquired (mo , day, yr)	(d) Date sold (mo , day, yr)
ACE LIMITED	P	2010-02-03	2011-02-02
FOMENTO ECNMCO MEX SPADR	P	2010-02-03	2011-04-25
SYNGENTA AG ADR	P	2010-02-03	2011-04-11
APTARGROUP INC	P	2011-01-07	2011-01-25
NEWFIELD EXPL CO COM	P	2011-08-09	2011-10-21
CELANESE CORP DEL SER A	P	2010-10-12	2011-01-25
FIRST SOLAR INC	P	2010-09-10	2011-01-25
SIRONA DENTAL SYSTEMS	P	2010-06-07	2011-04-11
BJS WHOLESALE CLUB INC	P	2009-08-14	2011-01-25
MYLAN INC	P	2009-03-05	2011-04-11
PRINCIPAL FINANCIAL GRP	P	2009-12-11	2011-04-11
WHITING PETROLEUM CORP	P	2008-10-10	2011-08-09
ABB LTD	P	2008-10-10	2011-02-10
PETSMART INC	P	2008-10-10	2011-06-02
PIMCO COMMODITY REALRETURN	P	2010-12-31	2011-12-15
MFB NORTHN FUNDS EMERGING MKTS	P	2009-06-30	2011-12-15
POWERSHARES CLEANTECH PORT	P	2010-02-25	2011-03-08
RIDGEWORTH US GOVT SEC	P	2010-03-03	2011-03-17

Form 990PF Part IV - Capital Gains and Losses for Tax on Investment Income - Columns e - h

(e) Gross sales price	(f) Depreciation allowed (or allowable)	(g) Cost or other basis plus expense of sale	(h) Gain or (loss) (e) plus (f) minus (g)
41,542		39,327	2,215
262		250	12
500			500
6,307		6,104	203
1,099		916	183
875		736	139
970		750	220
457		403	54
602		696	-94
489		473	16
221		219	2
226		170	56
693		714	-21
117		88	29
520		345	175
356		240	116
957		703	254
809		809	
1,128		590	538
1,321		1,191	130
50,000		50,000	
39,800		58,312	-18,512
2,779		2,265	514
51,131		46,521	4,610
60,700		53,500	7,200
148			148
14,020		13,575	445
10,503		8,694	1,809
1,116		916	200
2,782		1,393	1,389

Form 990PF Part IV - Capital Gains and Losses for Tax on Investment Income - Columns e - h

(e) Gross sales price	(f) Depreciation allowed (or allowable)	(g) Cost or other basis plus expense of sale	(h) Gain or (loss) (e) plus (f) minus (g)
679		786	-107
2,748		2,415	333
3,376		4,175	-799
251		226	25
1,009		1,168	-159
208		170	38
880		941	-61
1,411		885	526
678		518	160
534		560	-26
292		410	-118
971		1,000	-29
880		473	407
843		893	-50
8,273		11,366	-3,093
80,208		83,009	-2,801
9,923		10,358	-435
6,287		5,479	808
51,350		51,000	350
604		460	144
20,261		19,266	995
22,253		17,595	4,658
1,316		1,323	-7
566		548	18
1,323		899	424
2,575		2,361	214
504		451	53
1,512		1,358	154
2,680		1,125	1,555
208		176	32

Form 990PF Part IV - Capital Gains and Losses for Tax on Investment Income - Columns e - h

(e) Gross sales price	(f) Depreciation allowed (or allowable)	(g) Cost or other basis plus expense of sale	(h) Gain or (loss) (e) plus (f) minus (g)
1,865		1,515	350
257		177	80
994		703	291
1,806		1,126	680
60		79	-19
1,388		1,356	32
912		567	345
702		751	-49
8,253		7,332	921
39,615		35,817	3,798
11,318		11,517	-199
7			7
17,723		17,483	240
60			60
19,545		19,497	48
31,462		25,180	6,282
4,707		4,041	666
2,780		3,025	-245
3,903		3,238	665
363		250	113
2,543		3,610	-1,067
1,422		1,430	-8
278		297	-19
1,134		1,261	-127
1,414		1,001	413
1,009		871	138
908		669	239
726		375	351
1,361		1,098	263
1,126		1,157	-31

Form 990PF Part IV - Capital Gains and Losses for Tax on Investment Income - Columns e - h

(e) Gross sales price	(f) Depreciation allowed (or allowable)	(g) Cost or other basis plus expense of sale	(h) Gain or (loss) (e) plus (f) minus (g)
1,142		866	276
673		132	541
39,198		32,685	6,513
235,448		206,019	29,429
2,286		2,120	166
724		704	20
553			553
6,515		6,547	-32
1,013		976	37
738		734	4
2,744		1,623	1,121
823		631	192
2,348		2,253	95
734		869	-135
102		95	7
843		850	-7
680		729	-49
169		125	44
252		218	34
370		191	179
210		104	106
555		381	174
1,200		1,140	60
523		428	95
1,173		894	279
40,221		38,941	1,280
103,985		98,642	5,343
12,429		12,429	
82,306		79,998	2,308
460			460

Form 990PF Part IV - Capital Gains and Losses for Tax on Investment Income - Columns e - h

(e) Gross sales price	(f) Depreciation allowed (or allowable)	(g) Cost or other basis plus expense of sale	(h) Gain or (loss) (e) plus (f) minus (g)
27,667		19,635	8,032
665		651	14
1,100		792	308
1,691		1,463	228
2,173		668	1,505
732		552	180
3,386		4,632	-1,246
1,241		1,380	-139
937		669	268
1,510		954	556
1,314		946	368
1,079		956	123
2,345		796	1,549
1,130		521	609
694		504	190
1,481		1,148	333
1,322		1,105	217
1,544		1,150	394
13,776		12,602	1,174
36,587		38,804	-2,217
4,612		4,016	596
21		20	1
234			234
27,740		21,902	5,838
529		484	45
1,146		1,015	131
610		676	-66
5,025		3,968	1,057
698		418	280
1,324		891	433

Form 990PF Part IV - Capital Gains and Losses for Tax on Investment Income - Columns e - h

(e) Gross sales price	(f) Depreciation allowed (or allowable)	(g) Cost or other basis plus expense of sale	(h) Gain or (loss) (e) plus (f) minus (g)
790		791	-1
231		206	25
961		509	452
510		315	195
189		169	20
1,801		459	1,342
392		315	77
1,040		922	118
1,107		1,189	-82
1,049		1,101	-52
1,983		2,018	-35
18,157		29,904	-11,747
50,630		49,488	1,142
49,023		39,000	10,023
558		544	14
418			418
11,210		9,930	1,280
1,907		4,095	-2,188
529		508	21
733		568	165
1,095		910	185
551		548	3
844		679	165
395		331	64
726		674	52
888		902	-14
783		801	-18
754		368	386
718		141	577
392		320	72

Form 990PF Part IV - Capital Gains and Losses for Tax on Investment Income - Columns e - h

(e) Gross sales price	(f) Depreciation allowed (or allowable)	(g) Cost or other basis plus expense of sale	(h) Gain or (loss) (e) plus (f) minus (g)
663		566	97
978		918	60
3,889		2,075	1,814
1,034		929	105
30,354		27,304	3,050
15,949		11,685	4,264
17,099		14,106	2,993
3,810		4,687	-877
453			453
12,572		8,155	4,417
523		503	20
887		675	212
661		528	133
1,722		1,406	316
3,041		3,016	25
3,347		4,211	-864
447		415	32
1,024		758	266
937		902	35
1,639		961	678
177		80	97
418		64	354
1,128		887	241
776		708	68
1,437		1,279	158
852		761	91
1,049		1,114	-65
41,008		40,981	27
44,381		30,878	13,503
24,222		22,392	1,830

Form 990PF Part IV - Capital Gains and Losses for Tax on Investment Income - Columns e - h

(e) Gross sales price	(f) Depreciation allowed (or allowable)	(g) Cost or other basis plus expense of sale	(h) Gain or (loss) (e) plus (f) minus (g)
25,144		23,095	2,049
520			520
6,307		6,690	-383
1,399		1,125	274
1,082		855	227
867		870	-3
3,317		3,426	-109
1,140		721	419
665		498	167
49		52	-3
169		126	43
375		349	26
198		137	61
769		400	369
1,046		128	918
139		108	31
275		164	111
2,321		1,004	1,317
1,602		443	1,159
985		960	25
95,935		132,444	-36,509
3,300		4,131	-831
15,165		15,197	-32
5,287		4,816	471
105			105
9,785		10,882	-1,097
939		1,072	-133
618		503	115
944		903	41
523		396	127

Form 990PF Part IV - Capital Gains and Losses for Tax on Investment Income - Columns e - h

(e) Gross sales price	(f) Depreciation allowed (or allowable)	(g) Cost or other basis plus expense of sale	(h) Gain or (loss) (e) plus (f) minus (g)
1,572		1,268	304
980		1,036	-56
792		1,002	-210
1,067		799	268
550		511	39
1,691		1,404	287
894		385	509
492		283	209
140		108	32
952		552	400
1,336		1,179	157
468		1,279	-811
943		1,032	-89
105,348		106,413	-1,065
1,389		1,134	255
45,022		36,044	8,978
2,095		1,863	232
520			520
15,241		15,499	-258
950		720	230
1,136		945	191
1,107		1,158	-51
622		450	172
272		338	-66
1,373		1,554	-181
785		838	-53
1,436		1,090	346
102		73	29
232		201	31
201		77	124

Form 990PF Part IV - Capital Gains and Losses for Tax on Investment Income - Columns e - h

(e) Gross sales price	(f) Depreciation allowed (or allowable)	(g) Cost or other basis plus expense of sale	(h) Gain or (loss) (e) plus (f) minus (g)
152		77	75
219		216	3
121		69	52
921		563	358
1,161		607	554
94,001		91,158	2,843
65,036		78,749	-13,713
1,389		1,134	255
32,106		26,000	6,106
2,095		2,098	-3
162			162
21,149		17,064	4,085
1,107		936	171
809		708	101
1,543		1,189	354
4,086		2,925	1,161
2,074		3,042	-968
132		136	-4
96		105	-9
770		693	77
644		754	-110
705		615	90
207		77	130
2,897		1,719	1,178
657		624	33
940		552	388
1,130		1,349	-219
1,237		1,073	164
375		375	
11,909		12,498	-589

Form 990PF Part IV - Capital Gains and Losses for Tax on Investment Income - Columns e - h

(e) Gross sales price	(f) Depreciation allowed (or allowable)	(g) Cost or other basis plus expense of sale	(h) Gain or (loss) (e) plus (f) minus (g)
2,778		2,267	511
602		595	7
10,503		9,295	1,208
1,400		175	1,225
22,119		20,083	2,036
27		27	
2,575		2,461	114
1,221		951	270
921		642	279
4,480		3,689	791
104		136	-32
523		776	-253
330		277	53
995		1,005	-10
1,324		987	337
1,045		674	371
1,042		528	514
802		586	216
565		169	396
1,595		857	738
1,262		611	651
3,300		3,165	135
25,512		45,862	-20,350
2,778		2,267	511
61,074		55,665	5,409
480		160	320
634			634
6,307		6,712	-405
7,085		2,672	4,413
680		501	179

Form 990PF Part IV - Capital Gains and Losses for Tax on Investment Income - Columns e - h

(e) Gross sales price	(f) Depreciation allowed (or allowable)	(g) Cost or other basis plus expense of sale	(h) Gain or (loss) (e) plus (f) minus (g)
937		748	189
1,580		1,069	511
335		264	71
482		473	9
546		745	-199
994		852	142
1,554		1,376	178
517		329	188
1,314		926	388
118		60	58
159		117	42
911		338	573
2,578		1,584	994
1,980		916	1,064
870		924	-54
93,450		89,483	3,967
20,842		23,451	-2,609
38,961		39,000	-39

Form 990PF Part IV - Capital Gains and Losses for Tax on Investment Income - Columns i - l

Complete only for assets showing gain in column (h) and owned by the foundation on 12/31/69			(l) Gains (Col (h) gain minus col (k), but not less than -0-) or Losses (from col (h))
(i) FMV as of 12/31/69	(j) Adjusted basis as of 12/31/69	(k) Excess of col (i) over col (j), if any	
			2,215
			12
			500
			203
			183
			139
			220
			54
			-94
			16
			2
			56
			-21
			29
			175
			116
			254
			538
			130
			-18,512
			514
			4,610
			7,200
			148
			445
			1,809
			200
			1,389

Form 990PF Part IV - Capital Gains and Losses for Tax on Investment Income - Columns i - l

Complete only for assets showing gain in column (h) and owned by the foundation on 12/31/69			(l) Gains (Col (h) gain minus col (k), but not less than -0-) or Losses (from col (h))
(i) F M V as of 12/31/69	(j) Adjusted basis as of 12/31/69	(k) Excess of col (i) over col (j), if any	
			-107
			333
			-799
			25
			-159
			38
			-61
			526
			160
			-26
			-118
			-29
			407
			-50
			-3,093
			-2,801
			-435
			808
			350
			144
			995
			4,658
			-7
			18
			424
			214
			53
			154
			1,555
			32

Form 990PF Part IV - Capital Gains and Losses for Tax on Investment Income - Columns i - l

Complete only for assets showing gain in column (h) and owned by the foundation on 12/31/69			(l) Gains (Col (h) gain minus col (k), but not less than -0-) or Losses (from col (h))
(i) F M V as of 12/31/69	(j) Adjusted basis as of 12/31/69	(k) Excess of col (i) over col (j), if any	
			350
			80
			291
			680
			-19
			32
			345
			-49
			921
			3,798
			-199
			7
			240
			60
			48
			6,282
			666
			-245
			665
			113
			-1,067
			-8
			-19
			-127
			413
			138
			239
			351
			263
			-31

Form 990PF Part IV - Capital Gains and Losses for Tax on Investment Income - Columns i - l

Complete only for assets showing gain in column (h) and owned by the foundation on 12/31/69			(l) Gains (Col (h) gain minus col (k), but not less than -0-) or Losses (from col (h))
(i) FMV as of 12/31/69	(j) Adjusted basis as of 12/31/69	(k) Excess of col (i) over col (j), if any	
			276
			541
			6,513
			29,429
			166
			20
			553
			-32
			37
			4
			1,121
			192
			95
			-135
			7
			-7
			-49
			44
			34
			179
			106
			174
			60
			95
			279
			1,280
			5,343
			2,308
			460

Form 990PF Part IV - Capital Gains and Losses for Tax on Investment Income - Columns i - l

Complete only for assets showing gain in column (h) and owned by the foundation on 12/31/69			(l) Gains (Col (h) gain minus col (k), but not less than -0-) or Losses (from col (h))
(i) F M V as of 12/31/69	(j) Adjusted basis as of 12/31/69	(k) Excess of col (i) over col (j), if any	
			8,032
			14
			308
			228
			1,505
			180
			-1,246
			-139
			268
			556
			368
			123
			1,549
			609
			190
			333
			217
			394
			1,174
			-2,217
			596
			1
			234
			5,838
			45
			131
			-66
			1,057
			280
			433

Form 990PF Part IV - Capital Gains and Losses for Tax on Investment Income - Columns i - l

Complete only for assets showing gain in column (h) and owned by the foundation on 12/31/69			(l) Gains (Col (h) gain minus col (k), but not less than -0-) or Losses (from col (h))
(i) FMV as of 12/31/69	(j) Adjusted basis as of 12/31/69	(k) Excess of col (i) over col (j), if any	
			-1
			25
			452
			195
			20
			1,342
			77
			118
			-82
			-52
			-35
			-11,747
			1,142
			10,023
			14
			418
			1,280
			-2,188
			21
			165
			185
			3
			165
			64
			52
			-14
			-18
			386
			577
			72

Form 990PF Part IV - Capital Gains and Losses for Tax on Investment Income - Columns i - l

Complete only for assets showing gain in column (h) and owned by the foundation on 12/31/69			(l) Gains (Col (h) gain minus col (k), but not less than -0-) or Losses (from col (h))
(i) F M V as of 12/31/69	(j) Adjusted basis as of 12/31/69	(k) Excess of col (i) over col (j), if any	
			97
			60
			1,814
			105
			3,050
			4,264
			2,993
			-877
			453
			4,417
			20
			212
			133
			316
			25
			-864
			32
			266
			35
			678
			97
			354
			241
			68
			158
			91
			-65
			27
			13,503
			1,830

Form 990PF Part IV - Capital Gains and Losses for Tax on Investment Income - Columns i - l

Complete only for assets showing gain in column (h) and owned by the foundation on 12/31/69			(l) Gains (Col (h) gain minus col (k), but not less than -0-) or Losses (from col (h))
(i) F M V as of 12/31/69	(j) Adjusted basis as of 12/31/69	(k) Excess of col (i) over col (j), if any	
			2,049
			520
			-383
			274
			227
			-3
			-109
			419
			167
			-3
			43
			26
			61
			369
			918
			31
			111
			1,317
			1,159
			25
			-36,509
			-831
			-32
			471
			105
			-1,097
			-133
			115
			41
			127

Form 990PF Part IV - Capital Gains and Losses for Tax on Investment Income - Columns i - l

Complete only for assets showing gain in column (h) and owned by the foundation on 12/31/69			(l) Gains (Col (h) gain minus col (k), but not less than -0-) or Losses (from col (h))
(i) F M V as of 12/31/69	(j) Adjusted basis as of 12/31/69	(k) Excess of col (i) over col (j), if any	
			304
			-56
			-210
			268
			39
			287
			509
			209
			32
			400
			157
			-811
			-89
			-1,065
			255
			8,978
			232
			520
			-258
			230
			191
			-51
			172
			-66
			-181
			-53
			346
			29
			31
			124

Form 990PF Part IV - Capital Gains and Losses for Tax on Investment Income - Columns i - l

Complete only for assets showing gain in column (h) and owned by the foundation on 12/31/69			(l) Gains (Col (h) gain minus col (k), but not less than -0-) or Losses (from col (h))
(i) F M V as of 12/31/69	(j) Adjusted basis as of 12/31/69	(k) Excess of col (i) over col (j), if any	
			75
			3
			52
			358
			554
			2,843
			-13,713
			255
			6,106
			-3
			162
			4,085
			171
			101
			354
			1,161
			-968
			-4
			-9
			77
			-110
			90
			130
			1,178
			33
			388
			-219
			164
			-589











Form 990PF Part IV - Capital Gains and Losses for Tax on Investment Income - Columns i - l

Complete only for assets showing gain in column (h) and owned by the foundation on 12/31/69			(l) Gains (Col (h) gain minus col (k), but not less than -0-) or Losses (from col (h))
(i) F M V as of 12/31/69	(j) Adjusted basis as of 12/31/69	(k) Excess of col (i) over col (j), if any	
			511
			7
			1,208
			1,225
			2,036
			114
			270
			279
			791
			-32
			-253
			53
			-10
			337
			371
			514
			216
			396
			738
			651
			135
			-20,350
			511
			5,409
			320
			634
			-405
			4,413
			179

Form 990PF Part IV - Capital Gains and Losses for Tax on Investment Income - Columns i - l

Complete only for assets showing gain in column (h) and owned by the foundation on 12/31/69			(l) Gains (Col (h) gain minus col (k), but not less than -0-) or Losses (from col (h))
(i) F M V as of 12/31/69	(j) Adjusted basis as of 12/31/69	(k) Excess of col (i) over col (j), if any	
			189
			511
			71
			9
			-199
			142
			178
			188
			388
			58
			42
			573
			994
			1,064
			-54
			3,967
			-2,609
			-39

Form 990PF Part VIII Line 1 - List all officers, directors, trustees, foundation managers and their compensation

(a) Name and address	(b) Title, and average hours per week devoted to position	(c) Compensation (If not paid, enter -0-)	(d) Contributions to employee benefit plans and deferred compensation	(e) Expense account, other allowances
FRED DOERR 	DIRECTOR 1 00	0	0	0
PO BOX 2035 EL PRADO,NM 87529				
KERRY HEUBECK 	PRESIDENT 8 00	0	0	0
PO BOX 2035 EL PRADO,NM 87529				
LORETTA ORTIZ Y PINO 	TRUSTEE 1 00	0	0	0
PO BOX 2035 EL PRADO,NM 87529				
PEGGY NELSON 	CHAIR (PRES) 1 00	0	0	0
PO BOX 2035 EL PRADO,NM 87529				
BILL ROSE 	TRUSTEE 1 00	0	0	0
PO BOX 2035 EL PRADO,NM 87529				
JEFF SANDERS 	SECRETARY/TR 1 00	0	0	0
PO BOX 2035 EL PRADO,NM 87529				
MEHDI SHELHAMER 	TRUSTEE 1 00	0	0	0
PO BOX 2035 EL PRADO,NM 87529				
H'KRIH SHELHAMER 	TRUSTEE 1 00	0	0	0
PO BOX 2035 EL PRADO,NM 87529				
CAROL WHITE 	VP/TRUSTEE 1 00	0	0	0
PO BOX 2035 EL PRADO,NM 87529				
HA WHITE 	TREASURER/TR 1 00	0	0	0
PO BOX 2035 EL PRADO,NM 87529				


Form 990PF Part XV Line 3 - Grants and Contributions Paid During the Year or Approved for Future Payment

Recipient	If recipient is an individual, show any relationship to any foundation manager or substantial contributor	Foundation status of recipient	Purpose of grant or contribution	Amount
Name and address (home or business)				
a <i>Paid during the year</i>				
ADOPT-A-CLASSROOM4141 NE 2ND AVENUE 203B MIAMI,FL 33137			SUPPORTING CLASSROOMS IN NEED	2,500
AMERICAN FRIENDS SERVICE 1501 CHERRY STREET PHILADELPHIA,PA 19102			PEACE EDUCATION LA COMM PEACE GARDEN	2,000
AMERICAN FRIENDS SERVICE 1501 CHERRY STREET PHILADELPHIA,PA 19102			EDUCATION & PEACE PROGRAM IN HAITI	1,250
AMERICAN FRIENDS SERVICE 1501 CHERRY STREET PHILADELPHIA,PA 19102			NM ECONOMIC JUSTICE PEOPLE OF LAND	2,500
AMERICAN REFUGEE COMMITTEE 615 1ST AVE MINNEAPOLIS,MN 55403			MAGWI CO , SUDAN HEALTH CLINICS	1,000
ARTS WITHOUT BOUNDARIES 2341 QUAIL COURT BILLINGS,MT 59106			MT STINGS PROGRAM	500
BREMERTON SERVICES ASSOC 2817 WHEATON WAY ST 208 BREMERTON,WA 98310			CHUCKWAGON SR NUTRITION PROG	1,000
BRIDGES PROJECT FOR EDUCATION PO BOX 308 TAOS,NM 87571			COMPREHENSIVE COLLEGE CONSELING FOCUS	4,000
BURMA HUMANITARIAN MISSION 3395 E DEER HOLLOW CIRCLE SANDY,UT 84092			PROVIDING TRAUMA CARE AND LONG-TERM	1,500
CARBON FUNDORG3 BETHESDA METRO CT BETHESDA,MD 20814			REFORESTATION/AVOIDED DEFORESTATION	750
CHURCH WORLD SERVICEPO BOX 968 ELKHART,IN 46515			JAPAN TSUNAMI DISASTER RELIEF	6,000
CIMARRON PUBLIC SCHOOLSPO BOX 287 EAGLE NEST,NM 87718			EAGLE NEST SCHOOLS BARN PROJECT	3,000
COALITION TO STOP VIOLENCE 2401 12TH ST NW 201N ALBUQUERQUE,NM 87104			SUPPORT TO CREATE NATIVE COMM	5,000
COMMUNITY AGAINST VIOLENCEPO BOX 169 TAOS,NM 87571			COUNSELING-CHILDREN OF DOMESTIC VIOLENCE	1,000
CONSERVATION TRUST FOR FLORIDA PO BOX 134 MICANOPY,FL 32667			"PROTECTING HORSE COUNTRY" PROGRAM	2,000
CREATIVITY FOR PEACE369 MONTEZUMA AVE 566 SANTA FE,NM 87501			PROMOTING PEACE BY NURTURING YOUNG	5,000
DREAM TREE PROJECTPO BOX 1677 TAOS,NM 87571			ORG FOR HOMELESS, ABUSED YOUTHS	1,000
EAST BAY SANCTUARY COVENANT2362 BANCROFT WAY BERKELEY,CA 94704			SUPPORT FOR REFUGEE ASYLUM	500
ENOS GARCIA SCHOOL PTAPO BOX 409 EL PRADO,NM 87529			PURCHASE OF LIBRARY MATERIALS	1,000
EQUINE SPIRIT SANCTUARY283 CHUCHILLA ROAD RANCHOS DE TAOS,NM 87557			HORSE RESCUE AND REHABILITATION PROGRAM	3,000
FLORIDA THOROUGHbred CHARITIES801 SW 60TH AVE OCALA,FL 34474			SCHOLARSHIP FUNDING	12,000
FOUNDATION OF MONTANA STATE UNIVERSITY2615 VIRGINIA LANE BILLINGS,MT 59101			SCHOLARSHIP FUNDING	500
FOUR CORNERS ANIMAL LEAGUE PO BOX 1163 TAOS,NM 87571			NM FRIENDS OF ANIMALS	1,000
FRIENDS OF PUBLIC RADIO1500 UNIVERSITY DRIVE BILLINGS,MT 59101			GENERAL SUPPORT OF PUBLIC RADIO	500
FRIENDS OF THE CASA MATERPO BOX 7476 DETROIT,MI 48702			ASSISTANCE FOR "FOLLOW-UP PROGRAM"	1,500
GRASSROOTSORG303 PARK AVE SO ST 1451 NEWYORK,NY 10010			FREE TECHNOLOGY FOR NONPROFITS	750
HAND IN HANDPO BOX 80102 PORTLAND,OR 97280			EDUCATION PROGRAM FOR JEWISH & ARAB CHILDREN	5,000
HARWOOD MUSEUM OF ART238 LEDUX STREET TAOS,NM 87571			NEIGHBORHOOD ART PROJECT	1,000
HORSE PROTECTION ASSOCIATION OF FLORIDA20690 NW 130TH AVENUE MICANOPY,FL 32667			EQUINE RESCUE, REHAB, & ADOPTION	3,000
HORSE TALES LITERACY PROJECT3081 ARABIAN NIGHTS BLVD KISSIMMEE,FL 34747			CHILDREN'S READING PROGRAM IN MARION CO	1,000

Form 990PF Part XV Line 3 - Grants and Contributions Paid During the Year or Approved for Future Payment

Recipient	If recipient is an individual, show any relationship to any foundation manager or substantial contributor	Foundation status of recipient	Purpose of grant or contribution	Amount
Name and address (home or business)				
a <i>Paid during the year</i>				
HUMAN RESOURCE DEVELOP ASSOC INCPO BOX 913 TAOS,NM 87571			SUPP FUNDRAISING FOR DRUG COURT PROG	500
INTERFAITH CAREGIVERS OF BAINBRIDGEPO BOX 11253 BAINBRIDGE ISLAND,WA 98110			SUPP SERV FOR ELDERLY, CAREGIVERS	2,000
ISLANDWOOD4450 BLAKELY AVE NE BAINBRIDGE ISLAND,WA 98110			SCHOLARSHIP FUNDING	2,500
KATERI EDUCATION FUNDPO BOX 906 PACIFICA,CA 94044			EDUCATION FOR GUATEMALAN WOMEN/GIRLS	3,000
KINDRED SPIRITS SANCTUARY 12600 N US HWY 27 OCALA,FL 34482			CARE/REHAB FOR ABANDONED FARM ANIMAL	2,000
LOCALOGYHC 81 BOX 10 QUESTA,NM 87556			SANGRE DE CRISTO YOUTH RANCH CAMP	500
MENNONITE CENTRAL COMMITT 121 E 30TH / BOX 235 NORTH NEWTON,KS 671170235			E AFRICA DROUGHT RESPONSE	5,000
MERCY CORPS901 MISSION ST ST 105 SAN FRANCISCO,CA 94103			E AFRICA DROUGHT RESPONSE SOMALIA SU	1,000
NAT'L COLLEGE OF MIDWIFERY 209 STATE ROAD 240 TAOS,NM 87571			SUPP FOR MIDWIFERY EDUCATION PROG	4,000
NEW MEXICO SOLAR ENERGY ASSOC5371 NDCBU TAOS,NM 87571			"SOLAR EDUCATORS DAY"-DEVELOPMENT	2,000
NGUYEN NGA REHAB CENTER91 DONG DA STREET QUY NHON CITY,BINH DINH VM			ED/TRAINING FOR MENTALLY CHALLENGED	2,500
NONVIOLENCE WORKS INC1137 GUSDORF RD ST EF TAOS,NM 87571			YOUNG WOMEN'S MENTORSHIP SUPPORT	1,000
NORTHERN NEW MEXICO BIRTH CTR1331 MAESTAS ROAD TAOS,NM 87571			FINANCIAL ASSISTANCE CLIENTS IN NEED	4,000
NORTHERN PLAINS RESOURCE 220 SOUTH 27TH ST ST A BILLINGS,MT 59101			PAMPHLET ON COAL DEVELOPMENT	2,000
PAINTED DESERT DEMO PROJECT145 LEUPP ROAD FLAGSTAFF,AZ 86004			HOPI TUTSKWA PERMACULTURE'S YOUTH	3,000
PARTNERS FOR SURGERYPO BOX 388 MCLEAN,VA 22101			HEALTHCARE IN RURAL GUATEMALA	2,000
PARTNERS IN SUSTAINABLE DEVELOP INT9005 GREENRIDGE DRIVE ST LOUIS,MO 631171005			SUPP FOR THEKAILAKURI HLTH CTR	5,500
PROSTHETICS OUTREACH FOUND400 EAST PINE ST SU 325 SEATTLE,WA 98122			RESTORING MOBILITY TO THE DISABLED	4,000
RABBIS FOR HUMAN RIGHTS333 7TH AVENUE 13TH FLOOR NEWYORK,NY 10001			SUPP FOR HUMAN RIGHTS/JUSTICE/RECON	5,000
RIVERS AND BIRDSPO BOX 819 ARROYO SECO,NM 87514			NINE DAY WATERSHED LEARNING PROJECT	4,000
ROCKY MOUNTAIN COLLEGE ALDEN HALL 103 1511 POLY BILLINGS,MT 59102			INSTITUTE FOR PEACE STUDIES	7,000
SAN ANTONIO FOOD BANK5200 OLD HIGHWAY 90 WEST SAN ANTONIO,TX 78227			SUPPORT OF KIDS CAF'E PROGRAM	1,500
SHARED TABLEPO BOX 2047 RANCHOS DE TAOS,NM 87557			PROV FOOD/OTHER NECESSITIES TO NEEDY	3,000
SOMOS233 PASECO DEL PUEBLO TAOS,NM 87571			PURCH OF YOUTH BOOKS-BIG READ PROG	1,000
SPIRIT WIND HORSE RESCUEPO BOX 27 HOTCHKISS,CO 81419			FEED/VET CARE OF RESCUED HORSES	1,000
STEPHEN SHAMES FOUNDATION 202 SAINT MARKS AVENUE 4 BROOKLYN,NY 11238			SCHOLARSHIP ASSIST FOR UGANDAN STUDE	2,500
STIRRUPS 'N STRIDES4246 WEST HIGHWAY 318 CITRA,FL 32113			THERAPEUTIC RIDING & DRIVING PROGRAM	3,000
SUSTAINABLE BEREAPO BOX 1302 BEREА,KY 40403			SUPPORT TOWARD STAFF SALARIES	1,000
TAOS COALITION TO END HOMELESSNESSPO BOX 1516 TAOS,NM 87571			HOMELESS SHELTER OPERATION	1,000
TAOS COMMUNITY FOUNDATION PO BOX 1925 TAOS,NM 87571			EXPANDED SOLAR THERMAL SYSTEM	2,500

Form 990PF Part XV Line 3 - Grants and Contributions Paid During the Year or Approved for Future Payment

Recipient	If recipient is an individual, show any relationship to any foundation manager or substantial contributor	Foundation status of recipient	Purpose of grant or contribution	Amount
Name and address (home or business)				
a <i>Paid during the year</i>				
TAOS DAY SCHOOLPO BOX 1850 TAOS,NM 87571			HERITAGE PROJECT TIWA CULTURE/LANGUA	1,000
THE SOLDIERS PROJECTPO BOX 1751 STUDIO CITY,CA 91614			PSYCHOLOGICAL TREATMENT FOR MILITARY	1,000
THE VIETNAM PROJECTPO BOX 32602 SANTA FE,NM 87594			IMPROVE QUALITY OF LIFE- POOR/DISABLE	1,000
THE WILDLIFE CENTERPO BOX 246 ESPANOLA,NM 87532			CONSERVATION/RESTORATION NATIVE WILD	2,000
THOROUGHbred RETIREMENT FOUNDPO BOX 3387 SARATOGA SPRINGS,NY 12866			SAVING FORMER RACING HORSES	1,000
TIDES CENTERTHE LIST PROJECT PO BOX 66533 WASHINGTON,DC 20035			RESETTLING OF IRAQI ALLIES	3,000
UNIVERSITY OF NM FOUNDATION 1157 COUNTY ROAD 110 RANCHOS DE TAOS,NM 87557			SCHOLARSHIP FUNDING	12,000
WESTERN LANDS PROJECTPO BOX 95545 SEATTLE,WA 98145			RESEARCH/ED TO KEEP PUBLIC LANDS PUB	3,000
WINDHORSE SANCTUARY18400 NW 150TH AVENUE WILLISTON,FL 32696			HORSE, DOG, AND CAT SANCTUARY	3,000
YOUTH HEARTLINEPO BOX 1664 TAOS,NM 87571			COUNSEL/LEGAL SERV TO ABUSED CHILD	2,000
Total  3a				178,750

<div>Schedule B</div> <div>(Form 990, 990-EZ, or 990-PF)</div> <div>Department of the Treasury Internal Revenue Service</div>	<div>Schedule of Contributors</div> <div>▶ Attach to Form 990, 990-EZ, or 990-PF.</div>	OMB No 1545-0047
		2011

Name of organization QUAIL ROOST FOUNDATION	Employer identification number 76-0754268
--	--

Organization type (check one)

Filers of:	Section:
Form 990 or 990-EZ	<div><input type="checkbox"/> 501(c)() (enter number) organization</div> <div><input type="checkbox"/> 4947(a)(1) nonexempt charitable trust not treated as a private foundation</div> <div><input type="checkbox"/> 527 political organization</div>
Form 990-PF	<div><input checked="" type="checkbox"/> 501(c)(3) exempt private foundation</div> <div><input type="checkbox"/> 4947(a)(1) nonexempt charitable trust treated as a private foundation</div> <div><input type="checkbox"/> 501(c)(3) taxable private foundation</div>

Check if your organization is covered by the **General Rule** or a **Special Rule**.
Note. Only a section 501(c)(7), (8), or (10) organization can check boxes for both the General Rule and a Special Rule. See instructions.

General Rule—

☒ For an organization filing Form 990, 990-EZ, or 990-PF that received, during the year, \$5,000 or more (in money or property) from any one contributor. Complete Parts I and II.

Special Rules

- ☐ For a section 501(c)(3) organization filing Form 990 or 990-EZ, that met the 33¹/₃% support test of the regulations under sections 509(a)(1) and 170(b)(1)(A)(vi), and received from any one contributor, during the year, a contribution of the greater of **(1)** \$5,000 or **(2)** 2% of the amount on (i) Form 990, Part VIII, line 1h, or (ii) Form 990-EZ, line 1. Complete Parts I and II.
- ☐ For a section 501(c)(7), (8), or (10) organization filing Form 990, or 990-EZ, that received from any one contributor, during the year, aggregate contributions of more than \$1,000 for use *exclusively* for religious, charitable, scientific, literary, or educational purposes, or the prevention of cruelty to children or animals. Complete Parts I, II, and III.
- ☐ For a section 501(c)(7), (8), or (10) organization filing Form 990, or 990-EZ, that received from any one contributor, during the year, contributions for use *exclusively* for religious, charitable, etc., purposes, but these contributions did not aggregate to more than \$1,000. If this box is checked, enter here the total contributions that were received during the year for an *exclusively* religious, charitable, etc., purpose. Do not complete any of the parts unless the **General Rule** applies to this organization because it received nonexclusively religious, charitable, etc., contributions of \$5,000 or more during the year. ▶ \$ _____

Caution. An Organization that is not covered by the General Rule and/or the Special Rules does not file Schedule B (Form 990, 990-EZ, or 990-PF), but it **must** answer “No” on Part IV, line 2 of its Form 990, or check the box in the heading of its Form 990-EZ, or on line 2 of its Form 990-PF, to certify that it does not meet the filing requirements of Schedule B (Form 990, 990-EZ, or 990-PF).

Name of organization QUAIL ROOST FOUNDATION	Employer identification number 76-0754268
---	---

Part I

Contributors (see Instructions) Use duplicate copies of Part I if additional space is needed

(a) No.	(b) Name, address, and ZIP + 4	(c) Aggregate contributions	(d) Type of contribution
1	KERRY HEUBECK PO BOX 2035 EL PRADO, NM 87529 	\$ 285,775	Person <input checked="" type="checkbox"/> Payroll <input type="checkbox"/> Noncash <input type="checkbox"/> (Complete Part II if there is a noncash contribution)
—	 	\$	Person <input type="checkbox"/> Payroll <input type="checkbox"/> Noncash <input type="checkbox"/> (Complete Part II if there is a noncash contribution)
—	 	\$	Person <input type="checkbox"/> Payroll <input type="checkbox"/> Noncash <input type="checkbox"/> (Complete Part II if there is a noncash contribution)
—	 	\$	Person <input type="checkbox"/> Payroll <input type="checkbox"/> Noncash <input type="checkbox"/> (Complete Part II if there is a noncash contribution)
—	 	\$	Person <input type="checkbox"/> Payroll <input type="checkbox"/> Noncash <input type="checkbox"/> (Complete Part II if there is a noncash contribution)
—	 	\$	Person <input type="checkbox"/> Payroll <input type="checkbox"/> Noncash <input type="checkbox"/> (Complete Part II if there is a noncash contribution)
—	 	\$	Person <input type="checkbox"/> Payroll <input type="checkbox"/> Noncash <input type="checkbox"/> (Complete Part II if there is a noncash contribution)
—	 	\$	Person <input type="checkbox"/> Payroll <input type="checkbox"/> Noncash <input type="checkbox"/> (Complete Part II if there is a noncash contribution)

Name of organization QUAIL ROOST FOUNDATION	Employer identification number 76-0754268
--	--

<div>Part II</div> <div>Noncash Property (see Instructions) Use duplicate copies of Part II if additional space is needed</div>			
(a) No. from Part I	(b) Description of noncash property given	(c) FMV (or estimate) (see instructions)	(d) Date received
—	<div></div> <div></div> <div></div> <div></div>	\$ <div></div>	<div></div>
(a) No. from Part I	(b) Description of noncash property given	(c) FMV (or estimate) (see instructions)	(d) Date received
—	<div></div> <div></div> <div></div> <div></div>	\$ <div></div>	<div></div>
(a) No. from Part I	(b) Description of noncash property given	(c) FMV (or estimate) (see instructions)	(d) Date received
—	<div></div> <div></div> <div></div> <div></div>	\$ <div></div>	<div></div>
(a) No. from Part I	(b) Description of noncash property given	(c) FMV (or estimate) (see instructions)	(d) Date received
—	<div></div> <div></div> <div></div> <div></div>	\$ <div></div>	<div></div>
(a) No. from Part I	(b) Description of noncash property given	(c) FMV (or estimate) (see instructions)	(d) Date received
—	<div></div> <div></div> <div></div> <div></div>	\$ <div></div>	<div></div>
(a) No. from Part I	(b) Description of noncash property given	(c) FMV (or estimate) (see instructions)	(d) Date received
—	<div></div> <div></div> <div></div> <div></div>	\$ <div></div>	<div></div>

Name of organization QUAIL ROOST FOUNDATION	Employer identification number 76-0754268
---	---

Part III

***Exclusively* religious, charitable, etc., individual contributions to section 501(c)(7), (8), or (10) organizations aggregating more than \$1,000 for the year.** (Complete columns (a) through (e) and the following line entry)

For organizations completing Part III, enter the total of *exclusively* religious, charitable, etc , contributions of **\$1,000 or less** for the year (Enter this information once See instructions) ➤ \$

Use duplicate copies of Part III if additional space is needed

(a) No. from Part I	(b) Purpose of gift	(c) Use of gift	(d) Description of how gift is held
—	<div></div>	<div></div>	<div></div>
	<div></div>	<div></div>	<div></div>
	<div></div>	<div></div>	<div></div>
	<div>(e) Transfer of gift</div>		
	Transferee's name, address, and ZIP 4		Relationship of transferor to transferee
	<div></div>	<div></div>	
	<div></div>	<div></div>	
—	<div></div>	<div></div>	<div></div>
	<div></div>	<div></div>	<div></div>
	<div></div>	<div></div>	<div></div>
	<div>(e) Transfer of gift</div>		
	Transferee's name, address, and ZIP 4		Relationship of transferor to transferee
	<div></div>	<div></div>	
	<div></div>	<div></div>	
—	<div></div>	<div></div>	<div></div>
	<div></div>	<div></div>	<div></div>
	<div></div>	<div></div>	<div></div>
	<div>(e) Transfer of gift</div>		
	Transferee's name, address, and ZIP 4		Relationship of transferor to transferee
	<div></div>	<div></div>	
	<div></div>	<div></div>	
—	<div></div>	<div></div>	<div></div>
	<div></div>	<div></div>	<div></div>
	<div></div>	<div></div>	<div></div>
	<div>(e) Transfer of gift</div>		
	Transferee's name, address, and ZIP 4		Relationship of transferor to transferee
	<div></div>	<div></div>	
	<div></div>	<div></div>	
—	<div></div>	<div></div>	<div></div>
	<div></div>	<div></div>	<div></div>
	<div></div>	<div></div>	<div></div>
	<div>(e) Transfer of gift</div>		
	Transferee's name, address, and ZIP 4		Relationship of transferor to transferee
	<div></div>	<div></div>	
	<div></div>	<div></div>	

Form

2220

Underpayment of Estimated Tax by Corporations

OMB No 1545-0142

Department of the Treasury
Internal Revenue Service

See separate instructions.
Attach to the corporation's tax return.

2011

Name
QUAIL ROOST FOUNDATION

Employer identification number
76-0754268

Note: Generally, the corporation is not required to file Form 2220 (see Part II below for exceptions) because the IRS will figure any penalty owed and bill the corporation. However, the corporation may still use Form 2220 to figure the penalty. If so, enter the amount from page 2, line 38 on the estimated tax penalty line of the corporation's income tax return, but **do not** attach Form 2220.

Part I Required Annual Payment

1	Total tax (see instructions)	1	3,921
2a	Personal holding company tax (Schedule PH (Form 1120), line 26) included on line 1	2a	
b	Look-back interest included on line 1 under section 460(b)(2) for completed long-term contracts or section 167(g) for depreciation under the income forecast method	2b	
c	Credit for federal tax paid on fuels (see instructions)	2c	
d	Total. Add lines 2a through 2c	2d	
3	Subtract line 2d from line 1. If the result is less than \$500, do not complete or file this form. The corporation does not owe the penalty.	3	3,921
4	Enter the tax shown on the corporation's 2010 income tax return (see instructions). Caution: If the tax is zero or the tax year was for less than 12 months, skip this line and enter the amount from line 3 on line 5.	4	2,071
5	Required annual payment. Enter the smaller of line 3 or line 4. If the corporation is required to skip line 4, enter the amount from line 3.	5	2,071

Part II Reasons for Filing- Check the boxes below that apply. If any boxes are checked, the corporation **must** file Form 2220 even if it does not owe a penalty (see instructions).

6 ☐ The corporation is using the adjusted seasonal installment method

7 ☐ The corporation is using the annualized income installment method

8 ☐ The corporation is a "large corporation" figuring its first required installment based on the prior year's tax

Part III Figuring the Underpayment

	(a)	(b)	(c)	(d)
9 Installment due dates. Enter in columns (a) through (d) the 15th day of the 4th (Form 990-PF filers: Use 5th month), 6th, 9th, and 12th months of the corporation's tax year.	905-15-2011	06-15-2011	09-15-2011	12-15-2011
10 Required installments. If the box on line 6 and/or line 7 above is checked, enter the amounts from Schedule A, line 38. If the box on line 8 (but not 6 or 7) is checked, see instructions for the amounts to enter. If none of these boxes are checked, enter 25% of line 5 above in each column.	10518	518	518	517
11 Estimated tax paid or credited for each period (see instructions). For column (a) only, enter the amount from line 11 on line 15.	11289			
Complete lines 12 through 18 of one column before going to the next column.				
12 Enter amount, if any, from line 18 of the preceding column.	12			
13 Add lines 11 and 12.	13			
14 Add amounts on lines 16 and 17 of the preceding column.	14	229		
15 Subtract line 14 from line 13. If zero or less, enter -0-.	15289		747	1,265
16 If the amount on line 15 is zero, subtract line 13 from line 14. Otherwise, enter -0-.	16	229	747	
17 Underpayment. If line 15 is less than or equal to line 10, subtract line 15 from line 10. Then go to line 12 of the next column. Otherwise, go to line 18.	17229	518	518	517
18 Overpayment. If line 10 is less than line 15, subtract line 10 from line 15. Then go to line 12 of the next column.	18			

Part IV Figuring the Penalty

		(a)	(b)	(c)	(d)
19	Enter the date of payment or the 15th day of the 3rd month after the close of the tax year, whichever is earlier (see instructions) (Form 990-PF and Form 990-T filers: Use 5th month instead of 3rd month)	19			
20	Number of days from due date of installment on line 9 to the date shown on line 19	20			
21	Number of days on line 20 after 4/15/2011 and before 7/1/2011	21			
22	Underpayment on line 17 x <u>Number of days on line 21</u> x 4% 365	22	\$	\$	\$
23	Number of days on line 20 after 6/30/2011 and before 10/1/2011	23			
24	Underpayment on line 17 x <u>Number of days on line 23</u> x * % 365	24	\$	\$	\$
25	Number of days on line 20 after 9/30/2011 and before 1/1/2012	25			
26	Underpayment on line 17 x <u>Number of days on line 25</u> x * % 365	26	\$	\$	\$
27	Number of days on line 20 after 12/31/2011 and before 4/1/2012	27			
28	Underpayment on line 17 x <u>Number of days on line 27</u> x * % 366	28	\$	\$	\$
29	Number of days on line 20 after 3/31/2012 and before 7/1/2012	29			
30	Underpayment on line 17 x <u>Number of days on line 29</u> x * % 366	30	\$	\$	\$
31	Number of days on line 20 after 6/30/2012 and before 10/1/2012	31			
32	Underpayment on line 17 x <u>Number of days on line 31</u> x * % 366	32	\$	\$	\$
33	Number of days on line 20 after 9/30/2012 and before 1/1/2013	33			
34	Underpayment on line 17 x <u>Number of days on line 33</u> x * % 366	34	\$	\$	\$
35	Number of days on line 20 after 12/31/2012 and before 2/16/2013	35			
36	Underpayment on line 17 x <u>Number of days on line 35</u> x * % 365	36	\$	\$	\$
37	Add lines 22, 24, 26, 28, 30, 32, 34, and 36	37	\$	\$	\$
38	Penalty. Add columns (a) through (d) of line 37 Enter the total here and on Form 1120, line 33 or the comparable line for other income tax returns	38			\$ 40

*Use the penalty interest rate for each calendar quarter, which the IRS will determine during the first month in the preceding quarter. These rates are published quarterly in an IRS News Release and in a revenue ruling in the Internal Revenue Bulletin. To obtain this information on the Internet, access the IRS website at **www.irs.gov**. You can also call 1-800-829-4933 to get interest rate information.

Schedule A

Adjusted Seasonal Installment Method and Annualized Income Installment Method

(see instructions)

Form 1120S filers: For lines 1, 2, 3, and 21, below, "taxable income" refers to excess net passive income or the amount on which tax is imposed under section 1374(a), whichever applies.

Part I

Adjusted Seasonal Installment Method (Caution: Use this method only if the base period percentage for any 6 consecutive months is at least 70%. See instructions.)

1	Enter taxable income for the following periods		(a)	(b)	(c)	(d)
			First 3 months	First 5 months	First 8 months	First 11 months
a	Tax year beginning in 2008	1a				
b	Tax year beginning in 2009	1b				
c	Tax year beginning in 2010	1c				
2	Enter taxable income for each period for the tax year beginning in 2011 (see instructions for the treatment of extraordinary items)	2				
3	Enter taxable income for the following periods		First 4 months	First 6 months	First 9 months	Entire year
a	Tax year beginning in 2008	3a				
b	Tax year beginning in 2009	3b				
c	Tax year beginning in 2010	3c				
4	Divide the amount in each column on line 1a by the amount in column (d) on line 3a	4				
5	Divide the amount in each column on line 1b by the amount in column (d) on line 3b	5				
6	Divide the amount in each column on line 1c by the amount in column (d) on line 3c	6				
7	Add lines 4 through 6	7				
8	Divide line 7 by 3 0	8				
9a	Divide line 2 by line 8	9a				
b	Extraordinary items (see instructions)	9b				
c	Add lines 9a and 9b	9c				
10	Figure the tax on the amount on line 9c using the instructions for Form 1120, Schedule J, line 2 (or comparable line of corporation's return)	10				
11a	Divide the amount in columns (a) through (c) on line 3a by the amount in column (d) on line 3a	11a				
b	Divide the amount in columns (a) through (c) on line 3b by the amount in column (d) on line 3b	11b				
c	Divide the amount in columns (a) through (c) on line 3c by the amount in column (d) on line 3c	11c				
12	Add lines 11a through 11c	12				
13	Divide line 12 by 3 0	13				
14	Multiply the amount in columns (a) through (c) of line 10 by columns (a) through (c) of line 13. In column (d), enter the amount from line 10, column (d)	14				
15	Enter any alternative minimum tax for each payment period (see instructions)	15				
16	Enter any other taxes for each payment period (see instructions)	16				
17	Add lines 14 through 16	17				
18	For each period, enter the same type of credits as allowed on Form 2220, lines 1 and 2c (see instructions)	18				
19	Total tax after credits. Subtract line 18 from line 17. If zero or less, enter -0-	19				

Part II

Annualized Income Installment Method

		(a)	(b)	(c)	(d)
		First ____ months	First ____ months	First ____ months	First ____ months
20	Annualization periods (see instructions)	20			
21	Enter taxable income for each annualization period (see instructions for the treatment of extraordinary items)	21			
22	Annualization amounts (see instructions).	22			
23a	Annualized taxable income. Multiply line 21 by line 22	23a			
b	Extraordinary items (see instructions).	23b			
c	Add lines 23a and 23b	23c			
24	Figure the tax on the amount on line 23c using the instructions for Form 1120, Schedule J, line 2 (or comparable line of corporation's return)	24			
25	Enter any alternative minimum tax for each payment period (see instructions)	25			
26	Enter any other taxes for each payment period (see instructions)	26			
27	Total tax. Add lines 24 through 26	27			
28	For each period, enter the same type of credits as allowed on Form 2220, lines 1 and 2c (see instructions)	28			
29	Total tax after credits. Subtract line 28 from line 27. If zero or less, enter -0-	29			
30	Applicable percentage	30	25%	50%	75%
31	Multiply line 29 by line 30	31			

Part III

Required Installments

Note: Complete lines 32 through 38 of one column before completing the next column.		1st installment	2nd installment	3rd installment	4th installment
32 If only Part I or Part II is completed, enter the amount in each column from line 19 or line 31. If both parts are completed, enter the smaller of the amounts in each column from line 19 or line 31.	32				
33 Add the amounts in all preceding columns of line 38 (see instructions).	33				
34 Adjusted seasonal or annualized income installments. Subtract line 33 from line 32. If zero or less, enter -0-	34				
35 Enter 25% of line 5 on page 1 of Form 2220 in each column. Note: "Large corporations," see the instructions for line 10 for the amounts to enter.	35				
36 Subtract line 38 of the preceding column from line 37 of the preceding column	36				
37 Add lines 35 and 36	37				
38 Required installments. Enter the smaller of line 34 or line 37 here and on page 1 of Form 2220, line 10 (see instructions)	38				

TY 2011 Accounting Fees Schedule

Name: QUAIL ROOST FOUNDATION

EIN: 76-0754268

Category	Amount	Net Investment Income	Adjusted Net Income	Disbursements for Charitable Purposes
PROFESSIONAL EXPENSES	9,212	4,606		4,606

TY 2011 Compensation Explanation**Name:** QUAIL ROOST FOUNDATION**EIN:** 76-0754268

Person Name	Explanation
FRED DOERR	
KERRY HEUBECK	
LORETTA ORTIZ Y PINO	
PEGGY NELSON	
BILL ROSE	
JEFF SANDERS	
MEHDI SHELHAMER	
H'KRIH SHELHAMER	
CAROL WHITE	
HA WHITE	

TY 2011 General Explanation Attachment**Name:** QUAIL ROOST FOUNDATION**EIN:** 76-0754268

Identifier	Return Reference	Explanation
GENERAL RETURN INFORMATION		AMENDED RETURN EXPLANATION THE FORM 990-PF HAS BEEN AMENDED TO PAGE 6, PART VII-B, LINE 5C THE BOX IS NOW CORRECTLY CHECKED AS FORM 4720 ATTACHMENT THE POSITION OF THE TAXPAYER IS THA INTENTIONS AND UNDERSTANDINGS EXPE WITH THE INCLUSION OF THE ATTACHED ANY INITIAL EXCISE TAX ON THE FORM CAUSE FOR ABATEMENT OF ANY ASSESSED ATTACHMENT TO RETURN REQUIRED EXPENDITURE RESPONSIBILITY THE ORIGINAL RETURN THEY ARE NOW A

Identifier	Return Reference	Explanation
GENERAL ELECTIONS		

TY 2011 Investments Corporate

Bonds Schedule

Name: QUAIL ROOST FOUNDATION

EIN: 76-0754268

Name of Bond	End of Year Book Value	End of Year Fair Market Value
MFB NORTHERN SHORT INTERMEDIATE US G		
GOLDMAN SACHS GROUP INC		
WAL-MART STORES INC		
MFB NORTHERN FUNDS FIXED INCOME FD		
MFB NORTHERN HIGH YIELD FIXED INCOME		
MFC SPDR GOLD TR GOLD SHS		
MFO CREDIT SUISSE COMMODITY-RETURN P		
MFO PIMCO FDS INVT MGMT SER COMM		
MFC ISHARES TR BARCLAYS TIPS BD FD		
ACCESS CAPITAL COMMUNITY INVESTMENT		
CRA QUALIFIED INVESTMENT FUND		
CALVERT SOCIAL 2.5% 13 NOTES DUE	13,000	13,000
CALVERT SOCIAL INVT 3% 15 NOTES DUE	13,000	13,000
ACCESS CAPITAL COMMUNITY	63,842	63,178
CALVERT BOND PORT CL A	88,228	90,155
CRA QUALIFIED INVESTMENT	62,929	64,561
DOMINI SOCIAL BOND FUND	79,010	79,083
FRANKLIN TEMPLETON HARD	47,270	43,876
PAX WORLD HIGH YIELD BD	76,759	71,272
SIT U.S. GOVT SEC FUND	140,778	141,386
TEMPLETON GLOBAL BOND	107,764	101,848
AMERICAN BOND FUND	113,271	120,303
AMERICAN CAP WORLD BD	8,485	8,522
AMERICAN HIGH INCOME TR	223,363	216,825
VANGUARD INTRMDIATE-TERM	39,464	41,185

TY 2011 Investments Corporate
Stock Schedule

Name: QUAIL ROOST FOUNDATION
EIN: 76-0754268

Name of Stock	End of Year Book Value	End of Year Fair Market Value
ABB LTD		
ACE LIMITED		
ACE LIMITED		
ACE LIMITED		
AFFILIATED MANAGERS GRP		
ALLERGAN INC		
ALTERA CORP		
AMERICA MOVIL SAB DE CV		
AMERICAN BOND FUND OF AMERICA CL A		
AMERICAN CAP WORLD BD FD SBI		
AMERICAN FINL GRP HLDGS		
AMERICAN HIGH INCOME TR SBI		
AMERICAN TOWER CORP CL A		
AMERICAN TOWER CORP CL A		
AMERISOURCEBERGEN CORP		
APACHE CORP		
APACHE CORP		
ARCH CAPITAL GRP LTD		
AVON PROD INC		
BJS WHOLESALE CLUB INC		
BROADCOM CORP CALIF CL A		
CABLEVISION NY GRP CL A		
CARDINAL HEALTH INC OHIO		
CELGENE CORP		
CENTURYTEL INC		
CHESAPEAKE ENERGY OKLA		
CHEVRON CORP		
CHEVRON CORP		
CHILDRENS PL RETL STRS		
CHINA PETE CHEM SPN ADR		

Name of Stock	End of Year Book Value	End of Year Fair Market Value
CISCO SYSTEMS INC COM		
CISCO SYSTEMS INC COM		
CISCO SYSTEMS INC COM		
COLGATE PALMOLIVE		
COLGATE PALMOLIVE		
COMMUNITY HEALTH SYS NEW		
COSTCO WHOLESALE CRP DEL		
COVIDIEN PLC SHS		
COVIDIEN PLC SHS		
CRACKER BAREL OLD COUNTRY STORE		
CVS CAREMARK CORP		
DANAHER CORP		
DANAHER CORP		
DARDEN RESTAURANTS		
DEAN FOODS CO NEW		
DEVON ENERGY CORP NEW		
DEVRY INC DEL		
DEVRY INC DEL		
DIGITAL RLTY TR INC		
DISCOVERY COMMUNICATN INC SERIES A		
DST SYSTEMS INC		
ENDO PHARMACEUTLCLS HLDGS		
FOREST LABS INC		
GAP INC DELAWARE		
GARMIN LTD (KAYMAN IS)		
GENERAL MILLS		
GILEAD SCIENCES INC COM		
GILEAD SCIENCES INC COM		
GILEAD SCIENCES INC COM		
GOLDMAN SACHS GROUP INC		

Name of Stock	End of Year Book Value	End of Year Fair Market Value
GOODRICH CORPORATION		
GOOGLE INC CL A		
GSI COMMERCE INC		
HEALTH MGMT ASSOCS		
HERBALIFE LTD		
HERBALIFE LTD		
HEWLETT PACKARD CO DEL		
HOME PROPERTIES INC		
HONEYWELL INTL INC DEL		
HONEYWELL INTL INC DEL		
HONEYWELL INTL INC DEL		
INTEL CORP		
INTEL CORP		
INTL BUSINESS MACHINES CORP IBM		
INTL BUSINESS MACHINES CORP IBM		
INTUIT INC		
ISHARES FTSE XINHUA HK CHINA 25 INDE		
ISHARES MSCI BRIC INDEX		
ISHARES MSCI EMERGING MKTS INDEX FUN		
ISHARES MSCI HONG KONG INDEX FUND		
ISHARES MSCI SINGAPORE INDEX FUND		
ISHARES MZCI TURKEY INDE FD		
ISHARES TR MSCI EAFE GROWTH INDEX FU		
ISHARES TR MSCI EAFE VALUE INDEX FUN		
JACK IN THE BOX INC		
JC PENNEY CO		
JOHNSON AND JOHNSON COM		
JOHNSON AND JOHNSON COM		
JOHNSON AND JOHNSON COM		
JPMORGAN CHASE & CO		

Name of Stock	End of Year Book Value	End of Year Fair Market Value
JPMORGAN CHASE & CO		
LAZARD LTD CL A		
MARATHON OIL CORP		
MCAFEE INC		
MCKESSON CORPORATION COM		
MCKESSON CORPORATION COM		
MCKESSON CORPORATION COM		
MFB NORTHER GLOBAL SUSTAINABILITY IN		
MFB NORTHERN EMERGING MARKETS EQUITY		
MFB NORTHERN FDS GLOBAL REAL ESTATE		
MFB NORTHERN FDS GROWTH EQUITY FD		
MFB NORTHERN FDS LARGE CAP		
MFB NORTHERN FDS MULTI-MANAGER GLOBA		
MFB NORTHERN FDS SMALL CAP		
MFB NORTHERN FUNDS STK INDEX FD		
MFB NORTHERN INTL EQUITY INDEX FD		
MFB NORTHERN MID CAP INDEX FD		
MICROSOFT CORP		
MICROSOFT CORP		
MONSANT CO NEW DEL COM		
MONSANT CO NEW DEL COM		
MONSANT CO NEW DEL COM		
MYLAN INC		
NBTY INC		
NIKE INC CL B		
ORACLE CORP		
ORACLE CORP		
ORACLE CORP		
ORACLE CORP		
PACKAGING CORP AMERICA		

Name of Stock	End of Year Book Value	End of Year Fair Market Value
PACTIV CORPORATION		
PEPSICO INC		
PEPSICO INC		
PEPSICO INC		
PETROLEO BRAS SA ADR		
PETSMART INC		
PETSMART INC		
PHARMERICA CORP		
PLATINUM UNDRWRITRS HLDG		
POWERSHARES FTSE RAFE EMRGIN		
POWERSHARES FTSE RAFI DEVELOPMENT		
POWERSHARES INDIA ETF TR		
POWERSHARES MENA FRONTR		
PRICE T ROWE GROUP INC		
PRINCIPAL FINANCIAL GROUP		
QUEST DIAGNOSTICS INC		
QUEST DIAGNOSTICS INC		
QUEST DIAGNOSTICS INC		
QWEST COMM INTL INC		
ROCKWELL AUTOMATION INC		
ROCKWELL AUTOMATION INC		
ROYAL DUTCH SHEL PLC SPONS ADR B		
ROYAL DUTCH SHEL PLC SPONS ADR B		
SALESFORCE COM INC		
SCHLUMBERGER LTD		
SILGAN HLDGS INC		
SILGAN HLDGS INC		
SPDR S P WORLD EX US		
SPIRIT AEROSYSTEMS HLDGS INC		
STATE STREET CORP		

Name of Stock	End of Year Book Value	End of Year Fair Market Value
STATE STREET CORP		
SYBASE INC		
SYNNEX CORP		
TENARIS S A ADR		
TEVA PHARMACTCL INDS ASR		
TORCHMARK CORP		
TORCHMARK CORP		
UNITED TECHS CORP COM		
UNITED TECHS CORP COM		
URBAN OUTFITTERS INC		
URS CORP NEW		
US BANCORP NEW		
US BANCORP NEW		
VIRGIN MEDIA INC		
WALMART STORES INC		
WALMART STORES INC		
WHITING PETROLEUM CORP		
WINDSTREAM CORP		
WISCONSIN ENERGY CORP		
WISCONSIN ENERGY CORP		
WISCONSIN ENERGY CORP		
XILINX INC		
XILINX INC		
XILINX INC		
YUM BRANDS INC		
YUM BRANDS INC		
AFLAC INC		
AMER EXPRESS COMPANY		
AMERICAN WTR WKS CO INC		
ARCHER DANIELS MIDLD		

Name of Stock	End of Year Book Value	End of Year Fair Market Value
AUTOMATIC DATA PROC		
BAKER HUGHES INC		
CARNIVAL CORP PAIRED SHS		
CATERPILLAR INC DEL		
ENBRIDGE INC		
GENUINE PARTS CO		
CORP IBM		
MCDONALDS CORP		
NOVARTIS ADR		
PRAXAIR INC		
SAP AG SHS		
TARGET CORP		
UNITED PARCEL SVS		
WALGREEN CO		
BAIDU INC SPON ADR		
BANCO BRADESCO S A ADR		
BANCO SANTANDER SA ADR		
BARRICK GOLD CORPORATION		
BCE INC		
CANADIAN PACIFIC RAILWAY		
CHINA MOBILE LTD SPN ADR		
COMPANHIA ENERG DE ADR		
COPA HOLDINGS S A CL A		
ENBRIDGE INC COM		
FOMENTO ECNMCO MEX SPADR		
GRUPO TELEVISA SA ADR		
HSBC HLDG PLC ADR		
ICICI BANK LTD SPD ADR		
INFOSYS TECH LTD ADR		
MAGNA INTL INC CL A VTG		

Name of Stock	End of Year Book Value	End of Year Fair Market Value
NATIONAL GRID PLC SP ADR		
NOVARTIS ADR		
POTASH CORP SASKATCHEWAN		
PRUDENTIAL PLC ADR		
RESEARCH IN MOTION LTD		
ROYAL DUTCH SHELL PLC		
SONY CORP ADR NEW		
SYNCENTA AG ADR		
TORONTO DOMINION BANK		
VALE SA		
ABB LTD		
ADOBE SYS DEL		
AMERICA MOVIL SAB DE CV		
BORG WARNER INC COM		
CHINA PETE CHEM SPN ADR		
CORNING INC		
COSTCO WHOLESALE CRP DEL		
DIGITAL RLTY TR INC		
DISCOVERY COMMUNICATION		
FIRST SOLAR INC		
JACOBS ENGN GRP INC DELA		
NATIONAL OILWELL VARCO		
PATTERSON COS INC		
QUALCOMM INC		
SOUTHWESTERN ENERGY CO		
TYCO ELECTRONICS LTD		
WALGREEN CO		
ALLIANCE DATA SYS CORP		
AMERICAN AXLE & MFG HL DGS		
ANCESTRY COM INC		

Name of Stock	End of Year Book Value	End of Year Fair Market Value
CALAMOS ASSET MGMT INC		
CELANESE CORP DEL SER A		
CMS ENERGY CORP		
CONAGRA FOODS INC		
DISCOVER FINL SVCS		
DR. PEPPER SNAPPLE GROUP INC		
FAMILY DOLLAR STORES		
FINISH LINE INC CL A		
FIRST SOLAR INC		
JETBLUE AIRWAYS CORP DEL		
MACERICH CO		
NOVELLUS SYS INC		
PIONEER NATURAL RES CO		
ROYAL CARIBBEAN CRUISES		
SANDISK CORP INC		
SIRONA DENTAL SYSTEMS		
SL GREEN REALTY CORP		
TIMKEN COMPANY		
TRW AUTOMOTIVE HLDGS CRP		
MFB NORTHERN LARGE CAP EQUITY FUND		
MFC SPDR GOLD TR GOLD SHS		
MFO PIMCO FDS PAC INVT MGMT SERV		
CALVERT SOCIAL INVT BOND FUND		
DOMINI SOCIAL BOND FUND INVESTOR CL		
PAX WORLD HIGH YIELD FUND INDIVIDUAL		
TEMPLETON GLOBAL BOND FUND CL A		
RIDGEWORTH US GOVT SEC ULTRA		
SIT US GOV'T SECS		
FLEX PARTNERS TOTAL RETURN UTILITIES		
FORWARD PROGRESSIVE REAL ESTATE FUND		

Name of Stock	End of Year Book Value	End of Year Fair Market Value
CALVERT INTERNATIONAL OPPORTUNITY		
PORTFOLIO 21 CL I		
NEUBERGER BERMAN SOCIALLY		
PARNASSUS EQUITY INCOME FUND INST		
WALDEN SOCIAL EQTY FD		
APPLESEED FD		
PARNASSUS MID CAP FUND		
PAX WORLD GROWTH FUND		
PARNASSUS SMALL CAP		
APPLESEED FD INVESTORS CL	77,354	70,863
CALVERT INT'L OPPTY FD A	60,239	54,474
FLEX UTILITIES	42,753	48,572
GABELLI SRI GREEN FD CL	47,270	37,904
NEUBERGER BERMAN	95,022	104,323
PARNASSUS EQUITY INCOME	20,717	20,476
PARNASSUS MID CAP FUND	73,472	73,347
PARNASSUS SMALL CAP FUND	32,987	33,080
PAX WORLD GLOBAL GREEN	31,513	28,168
PAX WORLD INTL INDVL INV	63,027	51,624
PORTFOLIO 21	10,359	9,485
PARNASSUS EQUITY	107,608	115,247
PORTIFOLIO 21	48,283	48,543
ACE LIMITED	10,066	14,024
AIR PRODUCTS & CHEM	12,562	11,927
AMER EXPRESS COMPANY	18,011	18,868
AMERICAN WTR WKS CO INC	21,229	28,674
AUTOMATIC DATA PROC	23,528	27,005
CARDNIAL HEALTH INC OHIO	25,789	32,488
CATERPILLAR INC DEL	26,981	36,240
COSTCO WHOLESALE CRP DEL	29,715	33,328

Name of Stock	End of Year Book Value	End of Year Fair Market Value
COVIDIEN PLC SHS NEW	26,445	31,507
CVS CAREMARK CORP	32,092	36,702
DIGITAL RLTY TR INC	34,942	40,002
DR PEPPER SNAPPLE GROUP INC	32,402	31,584
HONEYWELL INTL INC	19,526	27,175
INTL BUSINESS MACHINES	25,737	36,776
INTUIT INC	27,675	27,084
MARATHON OIL CORP	25,206	32,197
MCDONALDS CORP	21,841	30,099
MICROSOFT CORP	38,468	38,940
NIKE INC	8,246	9,637
PRICE T ROWE GROUP INC	22,939	28,475
SCHLUMBERGER LTD	26,411	27,324
TIFFANY & CO	22,981	19,878
UNITED PARCEL SVC	32,015	36,595
UNITED TECHS CORP	28,382	29,236
VIACOM INC	25,036	22,705
VODAFONE GRP	23,692	25,227
WELLPOINT INC	26,927	26,500
WISCONSIN ENERGY CORP	17,470	24,472
ABB LTD	4,783	4,802
ACE LIMITED	3,738	5,259
ARCOS DORADOS HOLDING INC	2,656	2,464
BAIDU INC	1,113	2,912
BANCO BRADESCO	6,006	5,755
BANCO SANTANDER	6,192	3,422
CHECK POINT SOFTWARE TECH	2,150	2,102
CHINA PETE CHEM	3,562	4,727
CHINA UNICOM HONG KONG	4,029	4,332
COMPANHIA ENERG	4,658	4,803

Name of Stock	End of Year Book Value	End of Year Fair Market Value
COPA HOLDINGS	4,061	4,694
COVIDIEN PLC SHS NEW	3,172	2,926
ECOPETROL SA SPON ADR	3,052	3,116
EMBRAER S A SPONSRD ADR	4,066	3,153
FOMENTO ECNMCO MEX SPADR	2,352	3,834
GLAXOSMITHKLINE PLC	4,789	5,247
HONDA MOTOR	4,759	3,819
ICICI BANK LTD	5,088	3,436
LYONDELLBASELL INDUST	3,261	3,411
MAGNA INTL INC	2,925	3,498
NXP SEMICONDUCTORS	2,628	1,306
PETROLEO BRAS SA	4,737	3,406
POTASH CORP SASKATCHEWAN	3,607	4,128
PRUDENTIAL	3,902	3,948
RIO TINTO PLC	3,458	3,424
SEADRILL LTD	3,505	3,318
SYNGENTA AG	2,302	2,652
TELEFONICA SA SPAIN	3,524	2,407
TORONTO DOMINION BANK	4,457	5,611
ADOBE SYS DEL	1,628	1,414
AFFILIATED MANAGERS GRP	1,428	2,399
ALLERGAN INC	943	2,106
ANADARKO PETE CORP	1,501	1,527
AVAGO TECHNOLOGIES LTD	1,312	1,154
BIOGEN IDEC INC	995	1,101
BORG WARNER INC	1,149	1,594
CELGENE CORP	1,487	1,690
CHINA PETE CHEM	856	1,051
COSTCO WHOLESALE	1,097	1,583
COVIDIEN PLC	1,586	1,575

Name of Stock	End of Year Book Value	End of Year Fair Market Value
DICKS SPORTING GOODS INC	1,526	1,475
DIGITAL RLTY TR	1,269	1,667
DISCOVERY COMMUNICATIONS	565	2,089
DOVER CORP	1,333	1,161
E M C CORP. MASS	1,811	1,616
EXPRESS SCRIPTS INC	1,360	1,341
FED EX CORP DELAWARE	1,808	1,670
GOOGLE INC	1,319	2,584
HONEYWELL INTL INC	1,002	1,794
INTUIT INC	1,509	1,578
JACOBS ENGN GRP	1,717	1,623
NATIONAL OILWELL VARCO INC	837	1,700
QUALCOMM INC	1,886	2,188
ROCKWELL AUTOMATION INC	844	1,101
SALESFORCE COM INC	265	1,015
STARWOOD HOTELS & RESORTS	1,446	1,199
WHOLE FOODS MKT INC	1,467	1,740
AECOM TECH CORP	815	617
AGCO CORP	791	645
ALASKA AIR GROUP INC	815	1,126
AMERICAN AXLE & MFG	721	692
AMERISOURCEBERGEN CORP	385	930
ANCESTRY COM INC	758	689
AVAGO TECHNOLOGIES	1,151	1,154
BANKUNITED INC	680	660
BUNGE LIMITED	1,377	1,144
CADENCE DESIGN SYS INC	1,758	1,768
CALAMOS ASSET MGMT INC	623	563
CELANESE CORP	703	885
CENTERPOINT ENERGY INC	1,162	1,306

Name of Stock	End of Year Book Value	End of Year Fair Market Value
CF INDS HLDGS INC	729	725
CUBIST PHARMACEUTICALS	899	991
DISCOVER FNL SVCS	572	1,080
EXPRESS INC	632	598
FDL R INV TR SBI NEW MD	904	908
FIFTH THIRD BANCORP	791	827
FINISH LINE INC	584	771
FOOT LOCKER INC	1,045	1,311
GRAPHIC PACKAGING HLDG	755	618
GT ADVANCED TECHNOLOGIES	466	326
HEALTH MGMT ASSOC. INC.	309	442
HERBALIFE LTD	888	775
JABIL CIRCUIT INC	1,244	1,180
KEMET CORP SHS	649	529
MACY'S INC	1,012	1,126
MEDNAX INC	1,102	1,080
PENSKE AUTO GROUP INC	840	770
PHARMERICA CORP	395	380
SANDISK CORP INC	1,404	1,722
SIGNATURE BANK	808	900
SIGNET JEWELERS LTD	885	879
SIRONA DENTAL SYSTEMS	822	1,101
SM ENERGY CO SHS	1,721	1,828
SONIC AUTOMOTIVE INC	459	518
SUSSER HOLDINGS CORP	785	1,018
TAL INTL GROUP INC	696	720
TIMKEN COMPANY	1,089	968
TRW AUTOMOTIVE HLDGS	1,004	815
UNUM GROUP	793	737
VALERO ENERGY CROP	1,211	1,158

Name of Stock	End of Year Book Value	End of Year Fair Market Value
VIROPHARMA INC	826	1,370
WINDSTREAM CORP	1,424	1,468

TY 2011 Other Expenses Schedule**Name:** QUAIL ROOST FOUNDATION**EIN:** 76-0754268

Description	Revenue and Expenses per Books	Net Investment Income	Adjusted Net Income	Disbursements for Charitable Purposes
EXPENSES				
BANK FEES - OTHER	62			62
DUES/SUBS	1,070			1,070
INSURANCE	675			675
MEETINGS	906			906
MISC EXPENSE	77			77
ML INVESTMENT MANAGEMENT FEES	15,326	15,326		
NICS INVESTMENT MGMT FEES	13,697	13,697		
NORTHERN TRUST INVESTMENT MAN	2,469	2,469		
OFFICE EXPENSES	567	142		425
POSTAGE	507			507
WEBSITE	332			332

TY 2011 Other Liabilities Schedule**Name:** QUAIL ROOST FOUNDATION **EIN:** 76-0754268

Description	Beginning of Year - Book Value	End of Year - Book Value
CALL-2 SHR INT BUS MACH EXP 1/22/11	262	
CALL-4 SHR PRICE T ROWE EXP 4/16/11	553	
CALL-4 SHR SAP AG SHS EXP 1/22/11	460	
CALL-2 SHR WISCON ENERGY EXP 1/22/11	234	
CALL-2 SHR ENBRIDGE INC EXP 1/22/11	210	
CALL-8 SHR CARDINAL HLTH EXP 3/19/11	520	
CALL-1 SHR PRAXAIR INC EXP 1/22/11	105	
CALL-4 SHR NOVARTIS EXP 1/22/11	520	
CALL-2 SHR AMER EXPRESS EXP 4/16/11	162	
CALL-4 SHR COSTCO WHSALE EXP 1/22/11	741	
CALL-4 SHR CARNIVAL CORP EXP 4/16/11	500	
PAYROLL TAXES PAYABLE	931	2,076
CALL ACE 00077.500		318
CALL TROW 00065.000		1,243
CALL NKE 00110.000		200

TY 2011 Substantial Contributors Schedule

Name: QUAIL ROOST FOUNDATION

EIN: 76-0754268

Name	Address
KERRY HEUBECK	PO BOX 2035 EL PRADO, NM 87529

TY 2011 Taxes Schedule

Name: QUAIL ROOST FOUNDATION

EIN: 76-0754268

Category	Amount	Net Investment Income	Adjusted Net Income	Disbursements for Charitable Purposes
TAXES	2,196	610		
LICENSES				

TY 2011 GeneralDependencySmall**Name:** QUAIL ROOST FOUNDATION**EIN:** 76-0754268**Business Name or Person Name:****Taxpayer Identification Number:****Form, Line or Instruction
Reference:****Regulations Reference:****Description:** GENERAL FOOTNOTE

Attachment Information: AMENDED RETURN EXPLANATION: THE FORM 990-PF HAS BEEN AMENDED TO CORRECT THE FOLLOWING INFORMATION: PAGE 6, PART VII-B, LINE 5C: THE BOX IS NOW CORRECTLY CHECKED AS "YES". FORM 4720 ATTACHMENT: THE POSITION OF THE TAXPAYER IS THAT ALL GRANTS WERE MADE WITH NONTAXABLE INTENTIONS AND UNDERSTANDINGS. EXPENDITURE RESPONSIBILITY IS NOW COMPLETE WITH THE INCLUSION OF THE ATTACHED REPORTS. THE TAXPAYER IS NOT INCLUDING ANY INITIAL EXCISE TAX ON THE FORM 4720 BECAUSE IT FEELS IT HAS REASONABLE CAUSE FOR ABATEMENT OF ANY ASSESSED TIER 1 TAXES. ATTACHMENT TO RETURN: REQUIRED EXPENDITURE RESPONSIBILITY REPORTS WERE INADVERTENTLY OMITTED FROM THE ORIGINAL RETURN. THEY ARE NOW ATTACHED.

TY 2011 GeneralDependencySmall**Name:** QUAIL ROOST FOUNDATION**EIN:** 76-0754268**Business Name or Person Name:****Taxpayer Identification Number:****Form, Line or Instruction****Reference:****Regulations Reference:****Description:** GENERAL FOOTNOTE**Attachment Information:**

TY 2011 GeneralDependencySmall**Name:** QUAIL ROOST FOUNDATION**EIN:** 76-0754268**Business Name or Person Name:****Taxpayer Identification Number:****Form, Line or Instruction****Reference:****Regulations Reference:****Description:** GENERAL FOOTNOTE**Attachment Information:**

TY 2011 GeneralDependencySmall**Name:** QUAIL ROOST FOUNDATION**EIN:** 76-0754268**Business Name or Person Name:****Taxpayer Identification Number:****Form, Line or Instruction****Reference:****Regulations Reference:****Description:** GENERAL FOOTNOTE**Attachment Information:**

TY 2011 GeneralDependencySmall**Name:** QUAIL ROOST FOUNDATION**EIN:** 76-0754268**Business Name or Person Name:****Taxpayer Identification Number:****Form, Line or Instruction****Reference:****Regulations Reference:****Description:** GENERAL FOOTNOTE**Attachment Information:**

TY 2011 GeneralDependencySmall**Name:** QUAIL ROOST FOUNDATION**EIN:** 76-0754268**Business Name or Person Name:****Taxpayer Identification Number:****Form, Line or Instruction****Reference:****Regulations Reference:****Description:** GENERAL FOOTNOTE**Attachment Information:**

TY 2011 GeneralDependencySmall**Name:** QUAIL ROOST FOUNDATION**EIN:** 76-0754268**Business Name or Person Name:****Taxpayer Identification Number:****Form, Line or Instruction****Reference:****Regulations Reference:****Description:** GENERAL FOOTNOTE**Attachment Information:**

TY 2011 GeneralDependencySmall**Name:** QUAIL ROOST FOUNDATION**EIN:** 76-0754268**Business Name or Person Name:****Taxpayer Identification Number:****Form, Line or Instruction****Reference:****Regulations Reference:****Description:** GENERAL FOOTNOTE**Attachment Information:**

TY 2011 GeneralDependencySmall**Name:** QUAIL ROOST FOUNDATION**EIN:** 76-0754268**Business Name or Person Name:****Taxpayer Identification Number:****Form, Line or Instruction****Reference:****Regulations Reference:****Description:** GENERAL FOOTNOTE**Attachment Information:**

TY 2011 GeneralDependencySmall**Name:** QUAIL ROOST FOUNDATION**EIN:** 76-0754268**Business Name or Person Name:****Taxpayer Identification Number:****Form, Line or Instruction****Reference:****Regulations Reference:****Description:** GENERAL FOOTNOTE**Attachment Information:**

TY 2011 GeneralDependencySmall**Name:** QUAIL ROOST FOUNDATION**EIN:** 76-0754268**Business Name or Person Name:****Taxpayer Identification Number:****Form, Line or Instruction****Reference:****Regulations Reference:****Description:** GENERAL FOOTNOTE**Attachment Information:**

TY 2011 GeneralDependencySmall**Name:** QUAIL ROOST FOUNDATION**EIN:** 76-0754268**Business Name or Person Name:****Taxpayer Identification Number:****Form, Line or Instruction****Reference:****Regulations Reference:****Description:** GENERAL FOOTNOTE**Attachment Information:**

TY 2011 GeneralDependencySmall**Name:** QUAIL ROOST FOUNDATION**EIN:** 76-0754268**Business Name or Person Name:****Taxpayer Identification Number:****Form, Line or Instruction****Reference:****Regulations Reference:****Description:** GENERAL FOOTNOTE**Attachment Information:**

INFORMATION WITH RESPECT TO EXPENDITURE RESPONSIBILITY GRANTS

Grantee Name	Grantee Address	Purpose of Grant	Date Grant Paid	Grant Amt Paid	Amt Expended (as of most recent report)	Date(s) of Report(s) on File	Amount Diverted fr. grant purposes (if any)	Reporting Complete Y/N	Notes
Nguyen Nga Center	91 A Dong Da Street Quy Nhon City Binh Dinh Viet Nam	Literacy education, vocational training, & employment support to people with disabilities, for the immediate needs of the center and monthly expenses	10/28/11	\$ 2,500	\$ 2,500	11/20/13	None	Y	\$2,490.80 was received by grantee (currency exchange, Bank Service Fee & VAT attributed to difference in amount received by grantee) Grantee report shows total funds used for grant purpose
Kindred Spirits Sanctuary	12600 N US Hwy 27 Ocala, FL 34482	Care of abused, abandoned, or neglected farm animals & farm animal rehab	3/31/11	\$ 2,000	\$ 2,000	12/17/11 11/6/13	None	Y	\$2,000 used for veterinary care for blind/disabled calf and disabled goat
IRDNorthamerica/ Partners in Sustainable Development International (PSDI) for Grantee KAILAKURI HEALTH CARE PROJECT (BANGLADESH)	P.O. Pirgacha Madhupur 1995, Tangail BANGLADESH	"Healthcare for the poor, by the poor" Project	4/23/11	\$ 4,000	\$ 4,000	10/29/2013 Narrative is KHCP's "Annual Report " 12/15/13 "Annex" to replaces "Audit" as financial accounting	None	Y	\$4,000 went toward Program Staff Use consistent with grant purpose
IRDNorthamerica/ Partners in Sustainable Development International (PSDI) for Grantee KAILAKURI HEALTH CARE PROJECT (BANGLADESH)	P.O. Pirgacha Madhupur 1996, Tangail BANGLADESH	"Healthcare for the poor, by the poor" Project	10/24/11	\$ 1,500	\$ -	N/A - 11/15/11 3/22/2012	None	N- Funds returned in 2012 reporting required on 2012 990-PF	Funds sent to Partners in Sustainable Development International but not disbursed to Grantee PSDI returned the funds to QRF 3/27/2012

INFORMATION WITH RESPECT TO EXPENDITURE RESPONSIBILITY GRANTS

Grantee Name	Grantee Address	Purpose of Grant	Date Grant Paid	Grant Amt Paid	Amt Expended (as of most recent report)	Date(s) of Report(s) on File	Amount Diverted fr. grant purposes (if any)	Reporting Complete Y/N	Notes
Windhorse Sanctuary	597 N E Ridge Loop Madison, FL 32340	Financial assistance to support the care, shelter, feeding and medical/veterinary needs of the abandoned, abuses, disabled, and displaced animals	3/31/11	\$ 3,000	\$ 3,000	5/8/11 11/11/2013	None	Y	Hay & feed \$2000, Dog & Cat food \$500, veterinary care/meds \$500 Report consistent with grant purpose
Windhorse Sanctuary	597 N E Ridge Loop Madison, FL 32340	Financial assistance to support the care, shelter, feeding and medical/veterinary needs of the abandoned, abuses, disabled, and displaced animals in the care of Windhorse Sanctuary	12/23/10	\$0-- Amount carried over from 2010 grant \$700	\$ 700	12/31/10, 11/11/2013, 11/11/2013	None	Y	\$700 remaining from \$1000 2010 grant Used for the purchase of farm vehicle in 2011 Funds used/reported in accordance with grant purpose

QUAIL ROOST FOUNDATION
GRANT EXPENDITURE REPORT

GRANT YEAR 2011

GRANT AWARDED IN THE AMOUNT OF \$2,500.00

GRANT PERIOD: 1 January 2011 to 31 December 2011, authorized on 28 October 2011

Nguyen Nga Center

91 Dong Da Street
Quy Nhon City
Binh Dinh Province
Viet Nam

GRANT PURPOSE: Financial support for the efforts of NNC to contribute to the improvement of life quality for people with disabilities by providing literacy education, vocational training, and employment support to children and young adults who are deaf, blind, are affected by downs syndrome, cognitive delays, physical disabilities and multi-disabilities. Funds are intended to meet immediate needs of the center and financial support for monthly expenses of NNC as described in NNC's letter of introduction/grant request.

1. Financial Accounting: Itemization of expenditures made from grant funds, including salaries, travel, supplies, etc. Include any additional accounting information relative to the grant. Attach additional pages if more space is needed. ✓
2. Narrative Account: Progress made in accomplishing the above Grant Purpose (attach additional pages if necessary): ✓
3. Grant funds paid as of the end of Grant Period: \$2,490.80
4. Amount of grant funds unspent as of the end of Grant Period: 0. (This Annual Report shall constitute Grantee's Final Report if all grant funds have been spent.)
5. Grantee asserts that it has made all expenditures in furtherance of the stated purpose of the grant.
6. Grantee asserts that it has complied with all of the terms and conditions of the grant specified in the Grant Agreement signed by the Grantee and Quail Roost Foundation OCTOBER 2013.

I declare that I am authorized to sign this report on behalf of the above organization, that I have examined the foregoing statements and to the best of my knowledge they are true, correct and complete.

BY: Nguyen Thi Thanh Nga DATE: 20 of November, 2013
TITLE: Founder / Manager

Reports may be mailed, faxed, send via electronic mail or any other online method. As reports must be signed by an appropriate officer of Grantee, report forms must be printed and scanned if submitting electronically.

Please submit this sheet and all additional documents by October 31, 2013 to

Rita Trujillo, Executive Director at:
admin@quailroostfoundation.org or

Quail Roost Foundation
PO Box 2035

Quail Roost Grant Reporting Form
Narrative Report

The narrative and financial reports must be submitted together. They cannot be processed separately. If you have any questions regarding the completion and submission of this report, please feel free to contact our Quail Roost Foundation Program Director.

Grantee: Nguyen Nga Center, Quy Nhon, Binh Dinh Province, Viet Nam

Project: Grant for Adaptive Equipment, Health Care, Food, and Festival Programs

Quail Roost Grant # 12-2011 Period Covered: January 1, 2011 Through December 31, 2011
 Amount \$2,490.80 (start date of grant) (end date of reporting period)

1. List the Expenditures referred to in the grant agreement letter and concisely indicate the progress achieved for each Expenditure.

- | | | |
|----------------------|--|-----------|
| 01. <u>\$ 800.00</u> | Purchase of 16 bicycles for disabled persons or their children. | Completed |
| 02. <u>\$ 800.00</u> | Purchase Rice and other food commodities for 4 poor families who have multi family members who are Disabled. | Completed |
| 03. <u>\$ 410.00</u> | Purchase First Aid supplies, Medical Care expenses for 12 months and 5 Protective Aprons. | Completed |
| 04. <u>\$ 480.80</u> | Expenses for Viet Nam Woman's Day and Teacher's Day Festival Programs. | Completed |

Quail Roost Grant Reporting Form
Narrative Report

2. What major favorable or unfavorable variance(s) from stated goals, objectives, and projected expenditures occurred during the period? Indicate if the variance will hinder or prevent the accomplishment of the objectives.

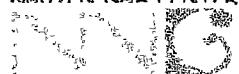
No Variances in Goals, Objectives or Expenditures occurred within this Grant Period 2011.

3. Do you currently expect that the planned results will be achieved by the completion of this grant period?
☒ Yes ☐ No If "No", please explain

4. Do you currently expect to continue this program after the end of this grant? ☒ Yes ☐ No
If "Yes", does your organization have appropriate funding committed?

NNC Programs will continue as funding permits.

ASSOCIATION FOR THE SUPPORT OF THE DISABLED AND ORPHANS OF BINH DINH PROVINCE
NGUYỄN NGÃ CENTER



FOR YOUNG PEOPLE WITH SPECIAL NEEDS

Expenditure Report of Grant from Quail Roost Foundation

Quy Nhon, Dec 30, 2011

NO	CONTENTS	Quantity/ Time	Expense USD	Total USD	Support Received From
	Received Donation from QRF after bank fees		\$2,490.80		
I.	Bicycle	16 bicycle		\$ 800	Quail Roost Foundation - QRF
1	Lê Nguyễn Phú	1	50	50	
2	ặng Thị Hồng Nhung	1	50	50	
3	ỗ Trọng Tuấn	1	50	50	
4	Võ Thị Diễm	1	50	50	
5	Bùi Xuân Phúc	1	50	50	
6	Võ Thị Thúc Hào	1	50	50	
7	Trương Công ạo	1	50	50	
8	Phan V n Nhuận	1	50	50	
9	Trương Thị Diệu Ái	1	50	50	
10	Nguyễn Hoàng Long	1	50	50	
11	Nguyễn Thị Như Nhật	1	50	50	
12	Nguyễn Thành Tín	1	50	50	
13	Trần Quốc Bảo	1	50	50	
14	Mai Lê Tịnh Tâm	1	50	50	
15	Hồ V n Hiếu	1	50	50	
16	Lê Thị Thu	1	50	50	
II.	Support for Multi Handicapped Family			\$ 800	QRF
	4 family (Rice & Food)	04	200	800	
III.	Health Care			\$ 410	QRF
a.	First Aid Supplies	12 months	10	120	
b.	Protective Aprons	5 each	10	50	
c.	Medical Care Expenses	12 months	20	240	

IV.	<i>Support for Festival Programs</i>			\$ 480.80	QRF
a.	Viet Nam Woman's Day		350	350	
b.	Teacher's Day		200	130.80	
	TOTALS	\$2,490.80		\$2,490.80	
			Balance	0	

Note:

- All funds were disbursed in the Year indicated.
- Item a & b Expenses include: Stationary, gifts, entertainment, phone calls, water for drinking,

Founder and Manager of NNC

Accountant

Parent Assoc.

Nguyễn Thị Thanh Nga

Phan Thi Dang Minh

Trần Phát Triển

ASSOCIATION FOR THE SUPPORT OF BINH DINH HANDICAPPED PEOPLE AND ORPHANS (ASBHO)
NGUYEN NGA CENTER



FOR YOUNG PEOPLE WITH SPECIAL NEEDS

91 A Dong Đa -- Quy Nhon -- Binh Dinh -- Viet Nam
(84 -- 56) -- 2220368 Mobile: 0914121168
nnc@nguyennga.org www.nguyennga.org

RECEIPT

29 October, 2011

Rita Trujillo

Executive Director

Quail Roost Foundation

(575) 613-6990 P.O. Box 2035, El Prado, NM 87529

www.quailroostfoundation.org admin@quailroostfoundation.org

Dear Ms. Rita Trujillo,

On behalf of the Nguyen Nga Center -- NNC, we would like to give our appreciation, and send our best wishes and most sincere thanks for your kind consideration.

The Center received a donation of: USD 2,490.80

The service fee at the bank account is: 2.00

The VAT at the Bank is: 0.20

*Which will be used for the NNC to continue it's work.
NNC will send report how to use it, as soon as possible.*


Thank you again for helping us in this time.

Best wishes to all.

Manager

Accountant

Parents - Teacher Association



Nguyen Thi Thanh Nga

Dinh Kim Anh

Tran Phat Trien

QUAIL ROOST FOUNDATION
GRANT EXPENDITURE REPORT

GRANT YEAR 2011

GRANT AWARDED IN THE AMOUNT OF \$2,000.00

GRANT PERIOD: 1 January 2011 to 31 December 2011, authorized on 31 March 2011


Kindred Spirits Sanctuary

12600 N US Hwy 27
Ocala, FL 34482

GRANT PURPOSE: Care of abused, abandoned, or neglected farm animals and farm animal rehabilitation programs.

1. **Financial Accounting:** Itemization of expenditures made from grant funds, including salaries, travel, supplies, etc. Include any additional accounting information relative to the grant. Attach additional pages if more space is needed. See attached.
2. **Narrative Account:** Progress made in accomplishing the above Grant Purpose (attach additional pages if necessary): See attached.
3. Grant funds paid as of the end of Grant Period: \$2,000.00
4. Amount of grant funds unspent as of the end of Grant Period: \$0.00. (This Annual Report shall constitute Grantee's Final Report if all grant funds have been spent.)
5. Grantee asserts that it has made all expenditures in furtherance of the stated purpose of the grant.
6. Grantee asserts that it has complied with all of the terms and conditions of the grant specified in the Grant Agreement signed by the Grantee and Quail Roost Foundation NOVEMBER 2013.

I declare that I am authorized to sign this report on behalf of the above organization, that I have examined the foregoing statements and to the best of my knowledge they are true, correct and complete.

BY:  DATE: 11/7/13

TITLE: Exec. Director

Reports may be mailed, faxed, send via electronic mail or any other online method. As reports must be signed by an appropriate officer of Grantee, report forms must be printed and scanned if submitting electronically.

Please submit this sheet and all additional documents by November 6, 2013 to

Rita Trujillo, Executive Director at:
admin@quailroostfoundation.org or

Quail Roost Foundation
PO Box 2035
El Prado, NM 87529

Kindred Spirits Sanctuary, Inc.
Grant Expenditure Report Attachment
Grant Year: 2011

1. Financial Accounting - Itemization of expenditures made from grant funds:

Veterinarian Expense	\$2,000
----------------------	---------

The grant funds in the amount of \$2,000 were used to provide veterinarian services for the care and rehabilitation of sick, injured or abused farm animals. Please see the attached Form 990-PF, Part I, Line 16c where veterinarian expenses are reported as other professional fees.

2. Progress made in accomplishing the above grant purpose is depicted in the following narrative:

Kindred Spirits Sanctuary was organized with the intent of providing an alternative to the destruction of unwanted, unhealthy or abused farm animals. The Organization's mission is to provide a free roaming sanctuary for farm animals so that these animals may live out their natural lives on Sanctuary lands. The organizers of Kindred Spirits Sanctuary have responded to an unmet need in central Florida to work towards alleviating the unnecessary killing and suffering of farm animals that occurs as a result of improper care, poor planning and the inadequate education of person who are guardians of farm animals. Following is a summary of several of the important programs and activities that occur at the Sanctuary:

- a. Providing free roaming sanctuary for Mustangs & burros that have been displaced from Government and private lands.
- b. Provide respite and rehabilitation for sick, injured or abused farm animals with a goal of private placements through adoptions or allowing these animals to complete their life cycle on Sanctuary lands.
- c. Emergency rescue and placement for abused, neglected or injured farm animals.
- d. Educational and outreach programs designed to bring about increased awareness of responsible animal ownership.
- e. Adoption services of animals that have been restored to health or have been approved for residential placement.

5. Yes.

6. Yes.

From: "Logan Vindett" <logan@kindredspiritssanctuary.org>
Subject: **Thank you for your support in 2011**
Date: December 17, 2011 5:44:16 PM MST
To: admin@quailroostfoundation.org
Reply-To: logan@kindredspiritssanctuary.org
4 Attachments, 679 KB

Thanks to the continued generosity of the Quail Roost Foundation, Kindred Spirits Sanctuary has been able to help two very special needs animals. We took in a young calf, who is completely blind in 2010 and have been able to provide him with a safe loving home. The donation from Quail Roost Foundation enabled us to have all of his intake veterinary care covered and helped cover the cost of his castration. Owen, our blind calf has been halter trained and now spends his days grazing in our front paddocks with six other cows and three horses. We are so thankful to have been able to rescue Owen and his sweet, gentle spirit has touched many people.


Another very special little girl we have been able to help is Butterscotch. Butterscotch is a young goat who came to us a few months ago, she does not have the use of her hind limbs, and one of her front limbs is also slightly deformed. Nothing gets this little girl down, and thanks to the Quail Roost Foundation we were able to provide Butterscotch with the loving forever home she so desperately needed. Butterscotch has been seen by multiple vets and we are in the process of continued fund raising for a new wheel chair for her.

As in past years this grant has also helped cover the cost of hay and feed for the animals of the sanctuary, who all greatly appreciate your compassion and support. Please see the attached photos of Butterscotch and Owen, and know that because of your support they are able to live a life free from harm, full of joy, where disabilities mean nothing.

--

Logan Vindett
Kindred Spirits Sanctuary
Cell: (352) 362-6518
logan@kindredspiritssanctuary.org









QUAIL ROOST FOUNDATION
GRANT EXPENDITURE REPORT

GRANT YEAR 2011

GRANT AWARDED IN THE AMOUNT OF \$4,000.00

GRANT PERIOD: 1 January 2011 to 31 December 2011, authorized on 28 April 2011

Kailakuri Health Care Project through
Partners in Sustainable Development
International (PSDI- formerly
IIRDnorthamerica

P.O. Pirgacha
Madhupur, Tangail -1996
BANGLADESH

GRANT PURPOSE: Health Care for the Poor, by the Poor.

1. **Financial Accounting:** Itemization of expenditures made from grant funds, including salaries, travel, supplies, etc. Include any additional accounting information relative to the grant. Attach additional pages if more space is needed. See Audit
2. **Narrative Account:** Progress made in accomplishing the above Grant Purpose (attach additional pages if necessary): See Annual Report
3. Grant funds paid as of the end of Grant Period: See Audit
4. Amount of grant funds unspent as of the end of Grant Period: \$0.00. (This Annual Report shall constitute Grantee's Final Report if all grant funds have been spent.)
5. Grantee asserts that it has made all expenditures in furtherance of the stated purpose of the grant.
6. Grantee asserts that it has complied with all of the terms and conditions of the grant specified in the Grant Agreement signed by the Grantee and Quail Roost Foundation OCTOBER 2013.

I declare that I am authorized to sign this report on behalf of the above organization, that I have examined the foregoing statements and to the best of my knowledge they are true, correct and complete.

BY: Edric S. Baker DATE: 29th October 2013

TITLE: Dr. Edric S. Baker

Reports may be mailed, faxed, send via electronic mail or any other online method. As reports must be signed by an appropriate officer of Grantee, report forms must be printed and scanned if submitting electronically.

Please submit this sheet and all additional documents by October 31, 2013 to

Rita Trujillo, Executive Director at:
admin@quailroostfoundation.org or

Quail Roost Foundation
PO Box 2035
El Prado, NM 87529

**Annex to KHCP Annual Report 2011: Village Programme Expenditure with
Breakdown & Utilisation of QRF Donations**

Sl No	Description	Expenditure	Expenditure	QRF Payment
		(USD)	(USD)	(USD)
1	Programme staff (17 workers)	167,000	11,000	1,000**
2	Provident fund	72,000	800	
3	Typhoid & Liver Cancer	14,000	170	
4	Stationary	12,000	140	
5	Medicines	102,000	1,450	
6	Medical Equipment	1,000	10	
7	Cycle Reports	53,000	280	
8	Other	17,000	200	
	TOTAL	12,04,000	14,770	4,000

*Exchange rate: 1 USD = 81.54 BDT

**QRF Payment = 4,000 (USD 4,000) / 81.54 = 5,22,760 BDT

I, Foru Hakeem, Medical Officer in Charge, Kailash Health Care Project, confirm
the above is an accurate account of Village Programme expenditure in 2011.

Date:

12/10/2011

Signature:

Foru Hakeem

Foru Hakeem
Medical Officer in Charge
KAILASH HEALTH CARE PROJECT



Kailakuri Health Care Project



(Kailakuri & the Institute of Integrated Rural Development, IIRD)

2011

ANNUAL REPORT

KAILAKURI HEALTH CARE PROJECT

(KHCP)

— Care for the Poor, Sustainability and the Future —

CONTENTS

- 1) Introduction
- 2) 2011 Statistics at a Glance
- 3) Low Cost Health Care at a Glance
- 4) Gender Disparities
- 5) Community Coverage
- 6) Annual Accounts for 2011
- 7) Donor List
- 8) Financial Situation and Budget
- 9) The Mother-Child Village Programme
- 10) The PHC Diabetes Programme
- 11) General Patient Care
- 12) The TB Programme
- 13) Staff, Training and Health Education
- 14) Conclusion
- 15) Appreciation and Gratitude

1) Introduction:

i) The National Situation

With 160 million population (though now increasing by only 1.6% per year) and 1000 per square kilometre, Bangladesh is one of the world's most densely populated and poorest countries. It is estimated that 30% of the population is poor and 18% extremely poor. It is also one of the world's most religious countries and one of the most corrupt. Repeated natural disasters cause breakdown of local infrastructure and produce new populations of destitutes. The long history of foreign domination and oppression has produced a culture of struggle, intolerance, violence, greed, extortion, land-grabbing, self-promotion and non-cooperation. Religions which should promote harmony, social concern and caring become instruments of factionalism. (One wonders whether they could not return to their roots to rediscover the prophetic call to honesty, social justice and compassion.) It is surprising that hard-earned foreign exchange coming from overseas citizens' remittances, garments exports, foreign aid and the army's role in UN peace-keeping operations often seems to end up providing luxury imports. Meanwhile, increasing international food and oil prices and in-country commercial manipulation push up market prices as the rich get richer and the poor fall further behind, and the government pre-occupied with confrontational issues seems unable to cope with major national problems.

ii) The Local Situation

The Kailakuri Health Care Project (KHCP) is based in the village of Kailakuri 13km from the main road and 60km from the city of Mymensingh, in the Shulakuri Union of Madhupur Thana, Tangail District.

Local Statistics:

	Population
Kailakuri Village	1,700
17 MCH Programme Villages	14,600
Shulakuri Union	35,000
Madhupur Thana	292,000
Tangail District	3,662,000

The access road to this very rural area is now sealed but for the last three kilometres. The area is basically agricultural with three religio-ethnic communities: Bengali Muslim, Garo (Mandi)

Christian and Borman (Kooch) Hindu. Within 3 km Mandi and Bengali numbers are about equal (Borman less); by 8 kms Bengali are about 75% and at 15km the vast majority. All three depend on local agriculture, handicrafts, markets and commerce. Being a more elevated area with lower rice productivity, the population density is relatively low. Only about 20 years ago the main sources of news from outside were the market place, Madhupur town and the radio for the few who had one. Thirty years ago poor Garo were still able to gather food from the forest in times of shortage.

All the groups are changing very quickly. Garo have been the fastest because of ready access to education, religious and development inputs from missions and NGOs and also being the most culturally separate they had the most to pick up. Kooch have been the slowest. Education and development have had the effect of increasing national and world awareness, reducing superstition, facilitating integration into mainstream society and providing alternative means of income generation in a situation of increasing pressure on land and its concentration into fewer hands. Many, however, are unable to find ways to make a living and many are no longer willing to engage in traditional occupations. Improved roads, television and mobile phones have accelerated change to "high drive" levels.

There are desperately poor families in all three groups although the Bormans are the worst. Muslims and Garos have poor, middle class and wealthy families. Disparity is increasing and heavy-weight rich families are able to control society. Unemployment, agricultural costs, increasing food prices, education costs, medical bills, desire for higher living standards and unwillingness to give up costly traditional celebrations lead to usurious loan-taking, land sale and migration to the cities. Most families have members or close relatives in Dhaka and other cities where employment depends on contacts and bribes.

iii) Need for Low Cost Health Services

With huge national and regional disparities, private clinics and hospitals for the rich, and overwhelmed government services beyond the means of the poor, the following needs are essential:

- very low cost services for the poor
- empowerment of the poor
- health care for the poor done by the poor themselves
- on-going community analysis

There does not seem to be any possibility that these needs will change in the near future when the basic requirement is for cultural change from self-enlargement, greed, extortion, confrontation, violence and consumerism to social justice, concern and caring for others. (This would require very strong commitment from religion, media, culture, education, government and political parties leading to control of corruption, politics and the commercial sector, impartial justice, taxing the rich and adequately remunerated work opportunities for the poor.)

2) 2011 Kailakuri Health Care Statistics at a Glance:

	2011	% Increase	2010
1. The Village Mother-Child Health Programme (VHP):			
Number of Villages	17	0%	17
Population	14,600	6%	13,800
End of Year, Under 4 Year Old Care	1,025	-6%	1,093
Number of Women Given Antenatal Care	372	4%	357
Number of Staff Assisted Deliveries	36	-29%	51
2. No. of Persons Receiving Health Education:	21,000	-5%	22,000
3. Outpatient Visits:			
General	17,862	-12%	20,296
TB	1,814	17%	1,550
Diabetes	13,408	1%	13,212
Total	33,084	-6%	35,058

4. Inpatient Admissions:			
General	789	6%	743
Diabetes	311	28%	243
Total	1,100	12%	986
5. End of Year Diabetes Patient Numbers:	1181	6%	1,119
6. No. of TB Patients Treated:	71	20%	89
7. No. of Surgical Transfer Patients:	61	85%	33
8. Total No. of Staff:	90	0%	90
9. Total Expenditure:			
BDT (Taka)	14,116,000	13%	12,500,000
USD (81.8)	\$173,000	0.6%	\$172,000
NZD (63.6)	\$222,000	-3%	\$229,000
(Exchange Rate details – see page 5)			

3) Low-Cost Health Care at a Glance:

	BDT	USD	NZD
1. <u>Antenatal care</u> in the home for <u>one mother/12 months</u> <u>health nutrition care</u> in the home for <u>one child</u> :	860	11	14
2. Six Months multidrug treatment course <u>for one TB patient</u> (cost to KHCP):	1,408	17	22
3. One general outpatient visit (including medications):	88	1.10	1.40
4. Cost of keeping <u>one inpatient</u> admitted <u>for one day</u> (incl. medication, food for patient & attendant etc):	203	2.50	3.20
5. Cost of supervision and treatment of <u>one diabetes patient for one year</u> (cost to KHCP):	3,700	45	58
6. Staff pay <u>for 89 staff for one year</u> (including doctor):	4,882,000	59,682	76,761
7. Average pay, <u>one staff member for one month</u> :	4,600	56	72
8. <u>Total project expenditure for one year</u> :	14,116,000	172,600	222,000
9. Approximate <u>cost per person touched</u> (appr 25,000)	560	7	9
10. <u>Fixed expenditure</u> (total salary bill) <u>per person touched</u> :	195	2	3

The Kailakuri Health Care Project provides a model of low cost health care for the poor.

4) Gender Disparity (percentage female):

Outpatients 66%, Inpatients 59%, Tablet Diabetes Patients 63%, Insulin Patients 50%, TB 45%

5) Community Coverage

In the face of the enormous community needs the slowness of KHCP's community coverage is sobering.

Shulakuri Union with a population of 35,000 is only 12% of the Madhupur Thana. The quality of the project's mother-child care in its 17 villages is very good but covers only 40% of the Shulakuri Union. Maternal complications come to the inpatient service. Many child admissions are prevented. Severe malnutrition is rare. Health education is being propagated through the village programme and all the project's services and so has a wide and effective impact. KHCP is one of many organisations motivating

for and promoting the government's immunisation and family planning programmes (with a national growth rate of only 1.6% the latter is highly effective).

The Kailakuri TB Programme is responsible for the Shulakuri Union, is very effective and coverage is very good. It is difficult to assess the community coverage of general outpatient and inpatient care. The outpatient service lacks the capacity (staff and management) to accept the number of patients who present, although for long-term patients there is fairly good coverage of two thirds of the village area. Inpatient coverage is better, however, patient numbers prejudice patient assessment and duration of admission.

The diabetes programme is probably providing treatment and supervision for almost all Type One patients within 15 miles of it's subcentres (ie from about 7% of the 10 million population in the three districts of Tangail, Jamalpur and Mymensingh). Tablet patients are less motivated for Kailakuri because the market cost is considerably less than the cost of travel to the subcentres. We are probably getting about 10% of Type Two's within 15 miles but almost all within five miles. (Upgrade of other KHCP activities is at present a higher priority than increasing the coverage of Type Two diabetics.)

6) Annual Accounts for the year 2011:

	BDT ('000s)	USD (81.8)	NZD (63.6)
Opening Balance	701	8,570	11,020
Income/Receipts			
Donations via Head Office	13,350	163,200	209,910
Patient Fees	785	9,600	12,340
Staff Meals	83	1,010	1,310
Local Donations	257	3,140	4,040
Miscellaneous	11	130	170
Total	14,486	177,080	227,770
Expenditure			
General, Diabetes and TB Programmes			
Salaries	4,171	50,990	65,580
Education Materials etc	22	270	350
Insulin	536	6,553	8,425
Diabetes Tablets	120	1,467	1,885
Other Medicines	1445	17,670	22,720
Diabetes Equipment	277	3,390	4,360
Other Medical Equipment	61	750	960
Supplies & Equipment	47	570	740
Patient & Staff Feeding	2,396	29,290	37,670
Gardens and Grounds	38	460	600
Firewood	325	3,970	5,110
Lamps and Kerosene	76	930	1,190
Bedding	41	500	640
Travel and Conveyance	474	5,790	7,450
Poor Patients	433	5,290	6,810
Surgical Transfers	861	10,530	13,540
Home Visits	58	710	910
Diabetes Meetings			
Miscellaneous	25	310	390
Total	11,406	139,440	179,330
MCH (Village Health Programme)	1,204	14,720	18,930
Administration			
Salaries	711	8,690	11,180
Provident Fund	224	2,740	3,520
Stationery	116	1,420	1,820
Electricity	44	540	690
Phone and Emails	40	490	630

Furniture	63	770	990
Cycle Repairs	44	540	690
Building Repairs	131	1,600	2,060
Bank Fees	4	50	60
Total	1,377	16,840	21,640
Capital Expenditure			
New Cycles	9	110	140
New Buildings	88	1,080	1,380
Electrical Installations	32	390	500
Total	129	1,580	2,020
Total Expenses	14,116	172,580	221,920
Closing Balance	1,071	13,070	16,870

Notes:**1. Expenditure Breakdown According to Programme**

	BDT (‘000s)	USD (81.8)	NZD (63.6)	% of Total
Diabetes Programme	5,081	62,100	79,900	36%
General Patients	4,130	50,500	65,000	29%
<i>General Inpatients</i>	<i>2,561</i>	<i>31,300</i>	<i>40,300</i>	<i>18%</i>
<i>General Outpatients</i>	<i>1,569</i>	<i>19,200</i>	<i>24,700</i>	<i>11%</i>
<i>Total Inpatients, General & Diabetes</i>	<i>4,019</i>	<i>49,100</i>	<i>63,200</i>	<i>28%</i>
Administration	1,377	16,900	21,700	10%
MCH Village Programme	1,204	14,700	18,900	9%
Surgical Transfers and Poor Patient Referrals	1,294	15,800	20,300	9%
Other	800	9,800	12,600	5%
<i>Health Education</i>	<i>248</i>	<i>3,000</i>	<i>3,900</i>	<i>2%</i>
Capital	130	1,600	2,000	1%
TB	100	1,200	1,600	1%
Total (excl. expenses in italics)	14,116	172,600	222,000	100%

2. Exchange Rates at 31 December 2011 (mid-market rates from www.xe.com)

USD 1 = BDT 81.8

NZD 1 = BDT 63.6

Euro 1 = BDT 106

Brit Strlg 1 = BDT 127

3. Income, Receipts and Expenditures relate to the project not to the IIRD Central Office.**4. Differences from the official audit are due to:**

- Different time period. (audit 15th Feb to 14th Feb)
- Different format.
- Inclusion of Rotating Fund etc

5. Total Expenditure at 13% more than 2010 correlates roughly with the inflation rate (requiring salary increases) plus an increased number of surgical and other patient referrals. (The total expenditure increase is concealed in the USD and NZD figures due to changed exchange rates.)

7) 2011 Donor Supporter List:

I. Overseas Donors and Supporters

1. The Morgan Family Foundation (New Zealand)

Our very special thanks go to Mr Gareth Morgan, a prominent New Zealand philanthropist and economist, whose threefold increase of his initial donation moved us from a position of struggling to continue, to a position of being able to concentrate on programme and staff development, search for future medical leadership and a national doctor and the search for in-country funding, all essential for long-term sustainability.

2. The Japanese Overseas Christian Medical Service for giving us Dr Mariko Inui whose friendship, support and medical wisdom is appreciated by all who work with her.
3. The West Hamilton Anglican Parish (St David's), Hamilton, New Zealand for giving us Christine Steiner, whose accountancy, management and communication skills have completely changed the project's prospects for the future.
4. New Zealand donors giving via the NZ Link Group, the NZ Anglican Mission Board and the NZCMS (including some very large private donations).
5. Asia Connection Incorporated (USA)
6. American donors (including some very large private donations) via the Maryknoll Fathers and PSDI.
7. The members of the NZ Link Group
8. The Quail Roost Foundation, USA
9. Howick Presbyterian Church, Auckland, New Zealand
10. Preston Russell Trust, Invercargill, New Zealand
11. A Japanese private donor.
12. General Surgical Association, Dunedin, New Zealand
13. A British Private Donor.
14. St Stephen's Anglican Church, Whangaparua, New Zealand
15. St Martin's Presbyterian Church, Porirua, New Zealand
16. Otago Medical School Class of 1965
17. An Italian Private Donor
18. Other Churches in New Zealand
19. NZCMS, AAW and CWS for friendship, support and prayer back-up.
20. The NZ Bangladesh Association and especially Mr Ataur Rahman for enabling essential contacts in New Zealand and Bangladesh.
21. Father Bob McCahill (BD), the Maryknoll Fathers and PSDI (USA).

II. In-Country Support

1. The Institute of Integrated Rural Development (IIRD), our parent NGO, provides government authorisation and liaison, the project manager's salary and other support.
2. BIRDEM Hospital (Diabetes Association of Bangladesh) provides low cost insulin to our poor diabetics and provides free insulin for young diabetics.

Over the years BIRDEM Hospital has probably given more support to our work than any other group.

3. The Government of Bangladesh gives authorisation and support through the Damien Foundation and local support at sub-district level.
4. The Lilly Company provides free and concession priced insulin through BIRDEM
5. Damien Foundation provides free investigations and medicines for TB patients and brings the Kailakuri TB service into the National TB Programme.
6. The Bangladesh National Society for the Blind, Eye Hospital in Mymensingh provides free or low cost eye surgery for cataract and other eye patients.
7. The Pirgacha Mission, the Maryknoll Fathers and Sisters, the Taize Brothers and the Marist Brothers and Sisters give various kinds of help including important advice when needed.
8. Prominent Bangladeshi friends in Dhaka and Madhupur give important advice, encouragement and promotional assistance.
9. The Bangladesh media has given publicity to the project, important for development of an in-country funding base and finding a national doctor.

8) Financial Situation and Budget:**I. Income, Expenditure and Balances for 2010-11, 2011-12 and 2012-13 (projected):**

	2010-11	2011-12	2012-13
	USD	USD	USD
Opening Balance	22,000	8,570	13,070
Income	170,000	177,080	200,880
Total	192,000	185,650	213,950
Expenditure	-172,000	-172,580	-212,469
Balance	20,000	13,070	1,481

II. Income Breakdown (%):

Opening Balance	11%	5%	6%
Patient Fees	4%	5%	5%
Other Local Income	0%	2%	3%
Foreign Donations	85%	88%	86%

III. Source of Foreign Donations:

USA	25%	35%	29%
NZ	73%	64%	70%
Other	2%	1%	1%

Notes:

- (1) Financial data shown relate to January to December financial years (contrast February to February year of official audit).
- (2) Incomes and balances relate to the project.
- (3) Forward projection estimates are very rough because of the uncertainties involved.
- (4) Almost all income comes from private donations.
- (5) The low contribution of patient fees indicates the need to raise fees in line with inflation.

9) The Mother, Child Village Health Programme (VHP):**Kailakuri Statistics for 2011**

Number of Villages: 17 (population about 14,600)

Staff: 17, Village Workers 11, Supervisors 6

Under 4yr old Child Care: 1025 children (6% less than 2010) at years' end. The weight survey at the end of the year showed nutrition problems in 4% (failure to gain weight over three consecutive months, a drop of 0.8kg not yet regained or below 3rd centile on weight chart). This very low figure shows the quality of care and teaching given. Unfortunately severely malnourished do not readily come for admission.

Immunizations: Staff continue to support the government's EPI programme.

Antenatal Care: 372 mothers were given ANC (4% more than 2010). The government provides only one oral contraceptive brand. Alternatives have to be bought on the local market. The commercial sector engineered an artificial crisis in availability, leading to more pregnancies.

Delivery Care: 15% of ANC mothers had staff assisted deliveries, 36 deliveries (22% less than 2010), 25 in their homes and 11 at the health centre.

Family Planning: Staff continue to motivate for the government programme and 21 couples received oral contraceptives from the VHP.

Religio-Ethnic Breakdown:

	Bengali Muslim	Mandi Christian	Borman Hindu
Village Workers	45%	55%	0%
Supervisors	17%	50%	33%
Under 4yr old Children	60%	29%	9%
Antenatal Mothers	70%	14%	16%
Assisted Deliveries	75%	19%	6%
Family Planning (tablets)	29%	64%	7%

The total cost of the VHP for 12 months was BDT 1,204,000 (USD14,720) (NZD18,930) about BDT 860 (USD11) (NZD14) per mother or child cared for. This is highly cost effective and of enormous benefit to the community.

10) The Diabetes Primary Health Care Programme:

In a country of overwhelming poverty and rapidly increasing diabetes prevalence, KHCP has the only significant primary health care diabetes programme for the poor. It is essential for the masses of the people and the future of the country that its methods be studied, refined and copied. Its methods are very simple. All the work is done by paramedics under medical supervision and reporting to the BIRDEM (Diabetes) Hospital. Results are as good as any with the poor in Bangladesh and costs much cheaper.

Kailakuri Statistics for 2011**End of Year Patient Analysis**

Total Number: 1,181 (6% increase from 2010)

Treatment: Insulin (53%), Tablets (glibenclamide) (47%)

Religio-Ethnic Breakdown: Muslim 93%, Christian 2%, Hindu 5%

Gender: Male 44%, Female 56%

Insulin Patients

Total Number Treated during 2011: 730 (3% increase from 2010)

Continuing from 2010 657

Started in 2011 73

Transferred Out 6}

Defaulted 16} 48

Died 26}

Continuing into 2011 682

End of Year Insulin Patient Analysis

Total Number of Patients 682

Regular Outpatient Attendance 92%

Diabetes Control (Benedict): Good (69%) Fair (27%)

Distance of Home from the nearest Sub-Centre:

Within 15miles (97%), 0-5miles (30%), 5-10miles (23%)

[15miles = 24.1km, 10 miles = 16.1km, 5miles = 8km]

Functional Literacy: 63% (ie able to write name & read or write a very simple letter)

Age: Under 30yrs (39%), Under 21yrs (11%)

Economic Status: Very Poor (53%), Extremely Poor (46%) [based on home visit assessment]

Religio-Ethnic Breakdown: Muslim (95%), Christian (1%), Hindu (4%)

Gender: Male (50%), Female (50%)

Tablet (glibenclamide) Patients

Total Number Treated 637 (19% increase from 2010)

Continuing from 2010 462

Started in 2011 175

Transferred 8}

Defaulted 107} 118

Died 3}

Changed to Insulin 20

Continuing into 2012 499

(8 less poor patients were transferred to BIRDEM district branches)

End of Year Tablet Patient Analysis

Total Number of Patients 499

Regular Attendance 80%

Diabetes Control (Benedict): Good (70%) Fair (24%)

Distance of Home from the nearest Sub-Centre:

Within 15miles (85%), 0-5miles (30%), 5-10miles (33%)

[15miles = 24.1km, 10 miles = 16.1km, 5miles = 8km]

Functional Literacy 70%

Age: Under 30yrs (6%), Under 21yrs (0%)

Economic Status: Very Poor (57%), Extremely Poor (39%) [based on home visit assessment]
 Religio-Ethnic Breakdown: Muslim (92%), Christian (2%), Hindu (6%)
 Gender: Male (37%), Female (63%)

Diabetes Patients Admitted at Kailakuri

Total Number: 311 (30% increase on 2010)
 Duration of Admission: 25-30 days
 Religio-Ethnic Breakdown: Muslim (92%), Christian (6%), Hindu (19%)
 Gender: Male (45%), Female (55%)

Top Problems: ignorance about diabetes (80%), diabetes ulcers (14%), uncontrolled diabetes [incl. DKA and NKHS] (12%), other chronic complications (9%), pregnancy-delivery problems (8%), TB (3%), hypertension (3%)

New Insulin Patients sent for Concession Insulin Registration to BIRDEM Hospital, Dhaka

Number of Patients Sent: 73
 Travel Cost BDT 139,000 (USD 1,700), (NZD 2,200)
 Average Cost per Patient BDT 1,900 (USD 23), (NZD 30)
 The high cost of sending patients to Dhaka is quickly recovered from the insulin price concession.

Cost of Diabetic Stock

	<u>BDT</u> (‘000s taka)	<u>USD</u>	<u>NZD</u>
Insulin:			
{Project Portion	536	6,600	8,400
{BIRDEM Portion	3,252	39,800	51,100
Glibenclamide Tablets	120	1,500	1,900
Diabetes Equipment	277	3,400	4,400
Total Cost	4,185	51,300	65,800
Cost to Project	933	11,500	14,700

Estimated Cost of the Diabetes Programme (to KHCP)

	<u>BDT</u> (‘000s taka)	<u>USD</u>	<u>NZD</u>
Stock	933	11,400	14,700
Inpatient Care	1,850	22,600	29,100
Staff Salaries	1,758	21,500	27,600
Non-Diabetes Medicine etc	400	4,900	6,300
Cost of sending Patients to Dhaka	140	1,700	2,200
Meetings	0	0	0
Total	5,081	62,100	79,900

The cost to the project was BDT 5,081,000 (USD62,000) (NZD80,000) about 36% of the KHCP expenditure for the year and about BDT3,700 (USD45), (NZD58) per patient. If the BIRDEM subsidy of BDT3,252,000 (USD 40,000) (NZD51,000) is added it becomes BDT6,096 (USD75), (NZD96) per patient per year. Diabetes patients are rehabilitated and are able to live normal lives and the cost is extremely low. Serious acute diabetes complications are rare. Chronic complications are late and difficult to change without great cost increases and serious disruption of life-style. Diabetes education is the key to diabetic health care.

The causes of diabetes in Bangladesh still await clarification. (Almost none of our Type Two Patients are overweight at the time of first presentation.) This and the development of primary health care diabetes services for the poor are top national priorities.

11) General Patient Care:

Kailakuri Statistics for 2011:

I. Outpatients:

Total number of patient visits: 17,862 (12% less than 2010)

Religio-Ethnic Breakdown: Muslim (84%), Christian (13%), Hindu (3%)

Gender: Male (34%), Female (66%) and Children under 5yrs (6%)

Distance of Home: 0-2 miles (43%), 2-5 miles (47%), over 5 miles (10%)

[2miles = 3.2km, 5 miles = 8km]

Top Ten Problems: peptic ulcer, pain, anaemia, asthma, worms, hypertension (high blood pressure), psychiatric/emotional health problems, bronchitis, epilepsy, otitis media (middle ear infections)

Followed By: gynaecological problems, malnutrition, skin problems, urinary tract problems, virus infections, pneumonia, pregnancy delivery problems, eye problems.

The Cost of Running the General Outpatient Department for 12 months was approximately BDT 1,600,000 (USD20,000) (NZD25,000) making the cost per visit BDT88 (USD1.10) (NZD1.40) which includes salaries, medicines, stationery etc. This is low cost health care.

II. Inpatients:

The total number of admissions (general plus diabetes) was 1,100 (12% more than 2010). General Patients was 789 (6% increase) and Diabetes was 311 (28% increase).

The average number of admitted patients (general plus diabetes) was 35 and the average duration of stay for the general patients was 18 days.

General Patients

Religio-Ethnic Breakdown: Muslim (62%), Christian (29%), Hindu (9%)

Gender: Male (41%), Female (59%) and Children under 5yrs (19%)

Top Ten Problems: malnutrition, pregnancy and delivery problems, followed far behind by diarrhoeal diseases, neonatal problems, wounds and burns, peptic ulcer and its complications, fevers, respiratory infections, insecticide poisoning (most attempted suicides), fractures and skin problems.

Followed By: genito-urinary problems, psychiatric problems, anaemias, cardio-vascular problems and gynaecological problems.

The Cost of Running the Inpatient Department (general plus diabetes) for 12 months was BDT 4,018,000 (USD 50,000) (NZD 63,000) per patient. With the average stay 18 days that is BDT 200 (USD 2.50) (NZD 3.00) per patient per day, which is extremely low cost.

Surgical Transfers (& Poor Patients Referrals):

The total expenditure for the year was BDT 1,294,000 (USD 16,000) (NZD 20,000). Surgical transfer cost was BDT 861,000 which for 61 patients averaged BDT 14000 (USD 170), (NZD 220).

2) The TB Programme:

This programme carried out by KHCP staff under the Damien Foundation is a part of the government's national TB programme and a sub-centre of the Madhupur TB clinic.

Kailakuri Results:

I. Success Rate:

38 sputum positive patients started treatment between July 2010 and June 2011. Six were subsequently transferred to other centres. Of the remaining 32, 30 were cured, ie: 94% cure rate (amazing success rate).

II. Kailakuri Statistics for 2011:

Total Number Treated	71	(14% decrease from 2010)
No. Continuing from 2010	24	(29% decrease from 2010)
Started in 2011	47	(10% decrease from 2010) [due to constriction of catchment area]
Completed	43}	
Transferred	3} 47	
Defaulted	0}	
Died	4}	
Continuing into 2012	19	
(Preventative Treatment)	2	

III. Patient Analysis:

Category 1 (new sputum positives):	40	(58%)
Category 2 (retreatment):	5	(7%)

Category 3 (non-pulmonary) 24 (35%)
 100% followed treatment regularly.
 Distance from home: 53% were from within five miles and 18% within two miles
 31% were under 30 years of age
 Religio-Ethnic Breakdown: Muslim 62%, Christian 34%, Hindu 4%
 Gender: Male 55%, Female 45%
 21 (24%) were hospitalized, 14 at Kailakuri and 7 at Jalchatra
 7% of patients also had diabetes

The total cost to KHCP of the TB Programme was BDT100,000 (USD1,222) (NZD1,572)

13) Staff, Training and Health Education:

The Kailakuri Health Care Project has 91 staff led by the Medical Officer in Charge and the Project Manager.

I. The Health Action Team: 63 (70% of staff), headed by two doctors.

- i) Paramedics and Health Educators: 27 (30% of staff)
- ii) Health Assistants: 12 (13% of staff)
- iii) Village Mother-Child Care Staff: 17 (19% of staff)
- iv) Cooks: 5 (6% of staff)
- v) Doctors: 2 (2% of staff)

40% of the team work with general patients, 32% with diabetes. 25% in Village Mother-Child Care and 3% with TB. They are supported by two medically qualified doctors. An American couple both doctors are hopefully coming to Bangladesh in 2013/14 to work in the Project.

II. Support Staff: 27 (30% of staff)

- i) Project Manager: 1 (1% of staff)
- ii) Administration and Office Staff: 6 (7% of staff)
- iii) Finance Staff: 3 (3% of staff)
- iv) Garden, Compound, Buildings, Maintenance, Market, Cows etc: 17 (19% of staff)

The project is labour intensive. All but two of the staff are paid by the Project. Dr Mariko Inui is paid by JOCS (Japan Overseas Christian Medical Service), Christine Steiner partly by Hamilton West Anglican Parish (New Zealand) and the Project Manager by head office IIRD (Institute for Integrated Rural Development). Staff pay comprises 36% of all project costs. *Seven senior paramedics have undertaken the six month (LMAF) paramedic training course in Mymensingh. Senior paramedics give on-going training to the rest of the staff. TB paramedics are trained and supervised by Damien Foundation. The five health educators give constant teaching in inpatient and outpatient departments and in the diabetes sub-centres. Village staff give regular teaching in the villages. The very strong emphasis on teaching and awareness plus the fact that almost all staff are local ensures the transmission of important health concepts and messages throughout the community and brings about community change.*

14) Conclusion:

i) Appropriacy of the Project to the Needs of the Area

The poor sector of the population needs user friendly, low-cost health services that are relevant and close to their homes. The KHCP vision, methodology and actions are appropriate in that they address real needs, actions are simple and low-cost and staff are low level, well-motivated and trained, and of the area. However, there are problems. Dependency on outside funds, (always the case in poverty healthcare) requires a funding system that does not take energy away from health service. It is very difficult to find suitably motivated doctors to supervise staff and programmes. Getting effective health care work from local staff on low salaries requires balancing the need for discipline with the need for motivation, equality and friendship. Sensitive, astute management is needed.

ii) KHCP as a Model of PHC for the Poor in Bangladesh

The importance of KHCP is that it displays the needs of the poor and presents a basic methodology that is simple and low cost, employing low cost locally trained staff under supervision. However, it has four requirements that are not readily available in the rural areas: (1) committed medical supervision, (2) good management, (3) commitment to empowerment, and (4) funding. And there are three reasons why these are not available (1) culture and religion do not sufficiently emphasise

human dignity, responsibility, compassion and caring, (2) over concern for personal economic advance, and (3) lack of political commitment.

In this context it is important for Kailakuri to advocate, to challenge and to show its model.

iii) Things on which Kailakuri Depends

- a. Commitment to the poor and to "health for the poor by the poor".
- b. Committed leadership.
- c. Community involvement.
- d. Group decision-making in the local area.
- e. Stable supportive head office.
- f. Simple low-cost methodology.
- g. Committed locally trained staff.
- h. Suitable committed Doctors who understand how to work through paramedics.
- i. Stable external funding.
- j. Good management.
- k. On-going staff training and supervision.
- l. On-going fund-raising and donor communication.
- m. On-going supervision and adjustment of programmes.

iv) KHCP Transition Period

Major problems and changes have taken place in the IIRD head office along with a loss of international donors, financial crisis and an almost complete staff turnover, at a time when KHCP is trying to adjust to economic pressures abroad, within Bangladesh and within the project. It has become necessary for us to broaden the project's overseas donor base while at the same time seeking in-country donors and support from international agencies. New senior staff, both national and foreign, bring in new ideas requiring a review of programme needs and methods. The project has had considerable media publicity which has put new pressures on the staff. Patient pressure due to the publicity and following the recent major downsizing of nearby Thanarbaid Clinic (THCP) challenges the project to further enlargement.

v) Greatest Needs in the Period of Transition

- a. Astute leadership
- b. Commitment to the poor, the ideology and the methodology.
- c. Sensitive balancing of needs, intervention and capacity.
- d. Staff motivation, harmony and discipline.
- e. Suitable on-going medical and management leadership.
- f. Finding, orientation and utilisation of new medical doctors.
- g. Stabilisation of funding (fund-raising and communication, on-going English speaking person for same, and development of a broader funding base, eventually 10% from patient fees and 15% from in-country donors).

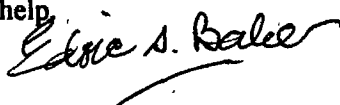
vi) Appreciation

Care for the poor by the poor continues and sustainability prospects look good, with commitment, wisdom, energy, hard work, a modicum of good luck, and ongoing Divine favour. We offer therefore our sincere thanks to all of you who have supported us and also to the One who not stopping at creation has remained intensely involved in its evolution and in human affairs, interacting with interventions of compassion, rescue, warning, vocation and judgment.

Thank-you all for your help

Edric S Baker

Medical Officer in Charge



Bangladesh

Edric Baker, <edricbaker@gmail.com>
Administration <kailakurihealthcentre@gmail.com>
Mahbubul Abedin, <mahbubul@iird-bd.org>

USA

Bill Rose, <billerose@juno.com>
Nicholas Tseffos, <nwatseffos@gmail.com>
<helpkailakuri@gmail.com>

New Zealand

Peter Wilson, <kailakuri.nzlink@gmail.com>
Hilary Lynch, <tui_edan@xtra.co.nz>
Glenn Baker, <gabakerbcs@clear.net.nz>

WEBSITES

<http://sites.google.com/site/kailakurihealth>
www.kailakuri.com



Virginia D. Klein

EXECUTIVE DIRECTOR

v.klein@psdintl.org

www.psdintl.org

March 22, 2012

Ms. Rita Trujillo
Executive Director
Quail Roost Foundation
P.O. Box 2035
El Prado, NM 87529

Dear Ms. Trujillo,

As you undoubtedly know, there has been a change in the relationship between IIRD and William Christensen over the handling of donor funds.

When a discrepancy in the allocation of program funds was discovered by William last August, the IIRD Board refused to return the funds to their donor designated programs causing William to resign from IIRD and the letter of Financial Commitment required by Bangladesh's Foreign Affairs Bureau to be rescinded by PSDI. William's arrangement with Dr. Edric was to transfer any funds collected by PSDI to IIRD to be put in an account for the Kailakuri Clinic. PSDI transfers funds two or three times a year. The arrangement William had with Edric was that IIRD would advance the clinic funds against their account if it was needed between transfers. This system had worked well, insuring that the clinic could receive their funds as needed.

We received a check from Quail Roost at the end of October (dated 10/24/11) and held it for our end of the year transfer. I wrote to Edric that we had the funds but until we could work out the problems with IIRD we could not make the wire transfer. He advised me to keep it in trust until he could work out a way to receive the funds. He has notified me that he has reached an agreement with IIRD and the money can be sent directly from you and Asia Connection directly to IIRD. I am sending a check back to you in the amount of \$1500.00 and notifying Edric that you will make arrangements for its transfer to him. Bill Rose is transferring money directly and perhaps you can do the transfer jointly. I am also sending a second check for \$50.00 to cover a donation to the clinic from Mary E. Ford of 23 Moonraker Road, Ocean Pines, MD 21811 that we have also been holding in hopes that you will include it in your transfer to Edric. I want to be sure that he receives everything that we had in reserve for the clinic. Please ask him to send an acknowledge to her.

These two checks are the last of the Kailakuri Clinic funds held by PSDI. I am so sorry that our relationship has ended in such a way. Know that I am very supportive of Dr. Baker and the wonderful work that he is doing. It has been a pleasure to be of service to him and to your organization.

Sincerely,

Virginia D. Klein
Executive Director

*Grantee Name and address: Partners in Sustainable Development International (PSDI),
9005 Greenridge Drive St. Louis MO, 63117, for benefit of Kailakuri Health Care Project
(P.O. Pirgacha, Madhupur-1996, Tangail. Bangladesh).*

Date of Grant: 10/24/11

Amount of Grant: \$1,500,00

Purpose of Grant: Support for Kailakuri Health Care Project's program: Health Care for the poor, by the poor.

Amounts spent by the grantee organization: NONE. Funds were accepted by Partners in Sustainable Development International for Kailakuri, but returned to Quail Roost Foundation in full via check dated 3/22/12.

Amount of funds diverted from grant purpose: NONE. Funds were returned to Quail Roost Foundation in full via check 3/22/12.

Date of reports from grantee:

11/15/11 - email from PSDI regarding funds acceptance and status.

3/22/12--Letter from PSDI regarding the return of funds with check for full grant amount.

QUAIL ROOST FOUNDATION
GRANT EXPENDITURE REPORT

GRANT YEAR 2011

GRANT AWARDED IN THE AMOUNT OF \$3,000.00

GRANT PERIOD: 1 January 2011 to 31 December 2011, authorized on 31 March 2011

Windhorse Sanctuary

597 N.E. Ridge Loop
Madison, FL 32340

GRANT PURPOSE: Financial assistance to support the care, shelter, feeding, and medical/veterinary needs of the abandoned, abused, disabled, and displaced animals in the care of Windhorse Sanctuary.

1. **Financial Accounting:** Itemization of expenditures made from grant funds, including salaries, travel, supplies, etc. Include any additional accounting information relative to the grant. Attach additional pages if more space is needed. We spent \$2000 on hay and feed for horses, \$500 for dog and cat food and \$500 on veterinary care and medications.
2. **Narrative Account:** Progress made in accomplishing the above Grant Purpose (attach additional pages if necessary): We successfully negotiated a discounted price on bulk hay, stocked up on horse, dog and cat food and spayed, neutered and provided comprehensive medical care for two very ill hound puppies which arrived at the sanctuary.
3. Grant funds paid as of the end of Grant Period: \$3,000.00
4. Amount of grant funds unspent as of the end of Grant Period: \$0.00. (This Annual Report shall constitute Grantee's Final Report if all grant funds have been spent.)
5. Grantee asserts that it has made all expenditures in furtherance of the stated purpose of the grant.
6. Grantee asserts that it has complied with all of the terms and conditions of the grant specified in the Grant Agreement signed by the Grantee and Quail Roost Foundation OCTOBER 2013.

I declare that I am authorized to sign this report on behalf of the above organization, that I have examined the foregoing statements and to the best of my knowledge they are true, correct and complete.

BY: Robert R. Figueroa DATE: 11/11/2013

TITLE: Vice President / Director

Reports may be mailed, faxed, send via electronic mail or any other online method. As reports must be signed by an appropriate officer of Grantee, report forms must be printed and scanned if submitting electronically

Please submit this sheet and all additional documents by October 31, 2013 to

Rita Trujillo, Executive Director at:
admin@quailroostfoundation.org or

Quail Roost Foundation
PO Box 2035

Attachment to 990-PF

QUAIL ROOST FOUNDATION
GRANT EXPENDITURE REPORT

El Prado, NM 87529



a non-profit 501(c)3 organization providing a home-for-life
to displaced and special needs horses, dogs and cats

18400 NW 150th Ave., Williston, FL 32696 • BB4Windhorse@aol.com • 352-529-1007

Quail Roost Foundation
P.O. Box 2035
El Prado, New Mexico 87529-2035

May 8, 2011

Dear Friends of the Sanctuary,

MANY THANKS for your very generous donation of \$3,000 to the animals of Windhorse Sanctuary!

It hasn't been difficult to find ways to utilize your gift. Our ongoing drought conditions have left the pastures dry and barren. Your contribution has enabled us to purchase pasture bales of good quality timothy/alfalfa hay for the horses throughout this difficult time. We have also been able to neuter two adult dogs who recently came to the sanctuary, and to provide intensive medical care and eventually spay a hound puppy who arrived here at death's door. Ruby was terribly ill and virtually hairless because of a nasty case of mange, but with intensive treatment she is finally bouncing back. Your gift has also enabled us to economically purchase feed for horses, dogs and cats in bulk.

In behalf of Bucky, Luther, Snickers, Ruby, Java, Teddy, LuLu and the rest of us at Windhorse Sanctuary, we thank you for your continuing generosity.

Sincerely,

Bobbie Burnes-Ferguson
Vice President/Director

QUAIL ROOST FOUNDATION
GRANT EXPENDITURE REPORT

GRANT YEAR 2010

GRANT AWARDED IN THE AMOUNT OF \$1,000.00

GRANT PERIOD: 1 January 2010 to 1 January 2010, authorized on 23 December 2010

Windhorse Sanctuary

597 N.E. Ridge Loop
Madison, FL 32340

GRANT PURPOSE: Financial assistance to support the care, shelter, feeding, and medical/veterinary needs of the abandoned, abused, disabled, and displaced animals in the care of Windhorse Sanctuary.

7. **Financial Accounting:** Itemization of expenditures made from grant funds, including salaries, travel, supplies, etc. Include any additional accounting information relative to the grant. Attach additional pages if more space is needed. The \$700 balance of the grant was spent on a golf cart in January, 2011.
8. **Narrative Account:** Progress made in accomplishing the above Grant Purpose (attach additional pages if necessary): After receiving the \$1000 grant in December, we were determined to purchase a vehicle which would enable us to feed the horses more quickly and safely. It was decided that we needed a golf cart more than a farm truck, and within a few weeks we located an appropriate used cart with a bed on the back to hold hay, feed and work materials. Although the cart was priced at \$1600, we were able to negotiate a purchase price of \$1300 which included the the addition of a windshield and new battery charger.
9. Grant funds paid as of the end of Grant Period: \$700.00
10. Amount of grant funds unspent as of the end of Grant Period: \$0.00. (This Annual Report shall constitute Grantee's Final Report if all grant funds have been spent.)
11. Grantee asserts that it has made all expenditures in furtherance of the stated purpose of the grant.
12. Grantee asserts that it has complied with all of the terms and conditions of the grant specified in the Grant Agreement signed by the Grantee and Quail Roost Foundation OCTOBER 2013.

I declare that I am authorized to sign this report on behalf of the above organization, that I have examined the foregoing statements and to the best of my knowledge they are true, correct and complete.

BY: Bobbie Burns August DATE: 11/11/2013

TITLE: Vice President/Director

Reports may be mailed, faxed, send via electronic mail or any other online method. As reports must be signed by an appropriate officer of Grantee, report forms must be printed and scanned if submitting electronically.

QUAIL ROOST FOUNDATION
GRANT EXPENDITURE REPORT

Please submit this sheet and all additional documents by October 31, 2013 to

Rita Trujillo, Executive Director at:
admin@quailroostfoundation.org or

Quail Roost Foundation
PO Box 2035
El Prado, NM 87529