



See a Social Security Number? Say Something!
Report Privacy Problems to <https://public.resource.org/privacy>
Or call the IRS Identity Theft Hotline at 1-800-908-4490



Form **990-PF**

Department of the Treasury
Internal Revenue Service

Return of Private Foundation
or Section 4947(a)(1) Nonexempt Charitable Trust
Treated as a Private Foundation

Note. The foundation may be able to use a copy of this return to satisfy state reporting requirements

OMB No 1545-0052

2011

For calendar year 2011, or tax year beginning 01-01-2011 , and ending 12-31-2011

G Check all that apply

☐ Initial return

☐ Initial return of a former public charity

☐ Final return

☐ Amended return

☒ Address change

☐ Name change

Name of foundation
CASTEX FOUNDATION

Number and street (or P O box number if mail is not delivered to street address)
333 CLAY STREET Room No 2000

City or town, state, and ZIP code
HOUSTON, TX 77002

A Employer identification number
76-0699169

B Telephone number (see page 10 of the instructions)
(281) 447-8601

C If exemption application is pending, check here ☐

D 1. Foreign organizations, check here ☐

2. Foreign organizations meeting the 85% test, check here and attach computation ☐

E If private foundation status was terminated under section 507(b)(1)(A), check here ☐

F If the foundation is in a 60-month termination under section 507(b)(1)(B), check here ☐

H Check type of organization ☒ Section 501(c)(3) exempt private foundation





☐ Section 4947(a)(1) nonexempt charitable trust

☐ Other taxable private foundation

I Fair market value of all assets at end of year (from Part II, col. (c), line 16)
\$ 14,110,168

J Accounting method ☒ Cash ☐ Accrual

☐ Other (specify) _____
(Part I, column (d) must be on cash basis.)

Part I Analysis of Revenue and Expenses (The total of amounts in columns (b), (c), and (d) may not necessarily equal the amounts in column (a) (see page 11 of the instructions))		(a) Revenue and expenses per books	(b) Net investment income	(c) Adjusted net income	(d) Disbursements for charitable purposes (cash basis only)
Revenue	1 Contributions, gifts, grants, etc , received (attach schedule)	1,200,000			
	2 Check <input type="checkbox"/> if the foundation is not required to attach Sch B				
	3 Interest on savings and temporary cash investments	778,655	778,655		
	4 Dividends and interest from securities.	1,908	1,908		
	5a Gross rents				
	b Net rental income or (loss) _____				
	6a Net gain or (loss) from sale of assets not on line 10 	216,131			
	b Gross sales price for all assets on line 6a _____ 6,733,172				
	7 Capital gain net income (from Part IV, line 2)		216,131		
	8 Net short-term capital gain				
	9 Income modifications				
	10a Gross sales less returns and allowances				
Operating and Administrative Expenses	b Less Cost of goods sold				
	c Gross profit or (loss) (attach schedule)				
	11 Other income (attach schedule)				
	12 Total. Add lines 1 through 11	2,196,694	996,694		
	13 Compensation of officers, directors, trustees, etc				
	14 Other employee salaries and wages				
	15 Pension plans, employee benefits				
	16a Legal fees (attach schedule).				
	b Accounting fees (attach schedule). 	2,025	2,025		
	c Other professional fees (attach schedule) 	11,018	11,018		
	17 Interest				
	18 Taxes (attach schedule) (see page 14 of the instructions) 	5,721	5,721		
	19 Depreciation (attach schedule) and depletion				
	20 Occupancy				
	21 Travel, conferences, and meetings				
	22 Printing and publications				
	23 Other expenses (attach schedule).				
	24 Total operating and administrative expenses.				
	Add lines 13 through 23	18,764	18,764		0
	25 Contributions, gifts, grants paid	614,486			614,486
	26 Total expenses and disbursements. Add lines 24 and 25	633,250	18,764		614,486
	27 Subtract line 26 from line 12				
	a Excess of revenue over expenses and disbursements	1,563,444			
	b Net investment income (if negative, enter -0-)		977,930		
	c Adjusted net income (if negative, enter -0-)				

Part II Balance Sheets		Attached schedules and amounts in the description column should be for end-of-year amounts only (See instructions)	Beginning of year	End of year	
			(a) Book Value	(b) Book Value	(c) Fair Market Value
Assets	1	Cash—non-interest-bearing			
	2	Savings and temporary cash investments	1,282,254	1,409,546	1,409,546
	3	Accounts receivable ▶ _____ Less allowance for doubtful accounts ▶ _____			
	4	Pledges receivable ▶ _____ Less allowance for doubtful accounts ▶ _____			
	5	Grants receivable			
	6	Receivables due from officers, directors, trustees, and other disqualified persons (attach schedule) (see page 15 of the instructions)			
	7	Other notes and loans receivable (attach schedule) ▶ _____ Less allowance for doubtful accounts ▶ _____			
	8	Inventories for sale or use			
	9	Prepaid expenses and deferred charges			
	10a	Investments—U S and state government obligations (attach schedule)			
	b	Investments—corporate stock (attach schedule)			
	c	Investments—corporate bonds (attach schedule).	11,074,398	12,384,376	12,519,606
	11	Investments—land, buildings, and equipment basis ▶ _____ Less accumulated depreciation (attach schedule) ▶ _____			
	12	Investments—mortgage loans			
	13	Investments—other (attach schedule)			
	14	Land, buildings, and equipment basis ▶ _____ Less accumulated depreciation (attach schedule) ▶ _____			
15	Other assets (describe ▶ _____)	192,995	181,016	181,016	
16	Total assets (to be completed by all filers—see the instructions Also, see page 1, item I)	12,549,647	13,974,938	14,110,168	
Liabilities	17	Accounts payable and accrued expenses			
	18	Grants payable			
	19	Deferred revenue			
	20	Loans from officers, directors, trustees, and other disqualified persons			
	21	Mortgages and other notes payable (attach schedule)			
	22	Other liabilities (describe ▶ _____)			
	23	Total liabilities (add lines 17 through 22)		0	
Net Assets or Fund Balances	Foundations that follow SFAS 117, check here ▶ <input type="checkbox"/> and complete lines 24 through 26 and lines 30 and 31.				
	24	Unrestricted			
	25	Temporarily restricted			
	26	Permanently restricted			
	Foundations that do not follow SFAS 117, check here ▶ <input checked="" type="checkbox"/> and complete lines 27 through 31.				
	27	Capital stock, trust principal, or current funds			
	28	Paid-in or capital surplus, or land, bldg , and equipment fund			
	29	Retained earnings, accumulated income, endowment, or other funds	12,549,647	13,974,938	
	30	Total net assets or fund balances (see page 17 of the instructions)	12,549,647	13,974,938	
	31	Total liabilities and net assets/fund balances (see page 17 of the instructions)	12,549,647	13,974,938	

Part III Analysis of Changes in Net Assets or Fund Balances		
1	Total net assets or fund balances at beginning of year—Part II, column (a), line 30 (must agree with end-of-year figure reported on prior year’s return)	1 12,549,647
2	Enter amount from Part I, line 27a	2 1,563,444
3	Other increases not included in line 2 (itemize) ▶ _____	3
4	Add lines 1, 2, and 3	4 14,113,091
5	Decreases not included in line 2 (itemize) ▶ _____	5 138,153
6	Total net assets or fund balances at end of year (line 4 minus line 5)—Part II, column (b), line 30	6 13,974,938

Part IV Capital Gains and Losses for Tax on Investment Income

(a) List and describe the kind(s) of property sold (e g , real estate, 2-story brick warehouse, or common stock, 200 shs MLC Co)		(b) How acquired P—Purchase D—Donation	(c) Date acquired (mo , day, yr)	(d) Date sold (mo , day, yr)
1a	See Additional Data Table			
b				
c				
d				
e				

(e) Gross sales price	(f) Depreciation allowed (or allowable)	(g) Cost or other basis plus expense of sale	(h) Gain or (loss) (e) plus (f) minus (g)
a See Additional Data Table			
b			
c			
d			
e			

Complete only for assets showing gain in column (h) and owned by the foundation on 12/31/69			(l) Gains (Col (h) gain minus col (k), but not less than -0-) or Losses (from col (h))
(i) F M V as of 12/31/69	(j) Adjusted basis as of 12/31/69	(k) Excess of col (i) over col (j), if any	
a See Additional Data Table			
b			
c			
d			
e			

2	Capital gain net income or (net capital loss)	{ If gain, also enter in Part I, line 7 If (loss), enter -0- in Part I, line 7 }	2	216,131
3	Net short-term capital gain or (loss) as defined in sections 1222(5) and (6) If gain, also enter in Part I, line 8, column (c) (see pages 13 and 17 of the instructions) If (loss), enter -0- in Part I, line 8		3	-2,808

Part V Qualification Under Section 4940(e) for Reduced Tax on Net Investment Income

(For optional use by domestic private foundations subject to the section 4940(a) tax on net investment income)

If section 4940(d)(2) applies, leave this part blank

Was the foundation liable for the section 4942 tax on the distributable amount of any year in the base period? ☐ Yes ☒ No
If "Yes," the foundation does not qualify under section 4940(e) Do not complete this part

1 Enter the appropriate amount in each column for each year, see page 18 of the instructions before making any entries

(a) Base period years Calendar year (or tax year beginning in)	(b) Adjusted qualifying distributions	(c) Net value of noncharitable-use assets	(d) Distribution ratio (col (b) divided by col (c))
2010	587,042	12,275,289	000 047823
2009	409,050	10,675,371	000 038317
2008	460,325	9,496,320	000 048474
2007	468,949	8,471,349	000 055357
2006	299,300	5,336,721	000 056083

2	Total of line 1, column (d).	2	000 246054
3	Average distribution ratio for the 5-year base period—divide the total on line 2 by 5, or by the number of years the foundation has been in existence if less than 5 years	3	000 049211
4	Enter the net value of noncharitable-use assets for 2011 from Part X, line 5.	4	13,496,405
5	Multiply line 4 by line 3.	5	664,172
6	Enter 1% of net investment income (1% of Part I, line 27b).	6	9,779
7	Add lines 5 and 6.	7	673,951
8	Enter qualifying distributions from Part XII, line 4.	8	614,486

If line 8 is equal to or greater than line 7, check the box in Part VI, line 1b, and complete that part using a 1% tax rate See the Part VI instructions on page 18

Part VIExcise Tax Based on Investment Income (Section 4940(a), 4940(b), 4940(e), or 4948—see page 18 of the instructions)

1a		Exempt operating foundations described in section 4940(d)(2), check here <input type="checkbox"/> and enter "N/A" on line 1			
		Date of ruling or determination letter _____ (attach copy of letter if necessary—see instructions)			
b		Domestic foundations that meet the section 4940(e) requirements in Part V, check here <input type="checkbox"/> and enter 1% of Part I, line 27b		1	19,559
c		All other domestic foundations enter 2% of line 27b Exempt foreign organizations enter 4% of Part I, line 12, col (b)			
2		Tax under section 511 (domestic section 4947(a)(1) trusts and taxable foundations only Others enter -0-)		2	
3		Add lines 1 and 2.		3	19,559
4		Subtitle A (income) tax (domestic section 4947(a)(1) trusts and taxable foundations only Others enter -0-)		4	
5		Tax based on investment income. Subtract line 4 from line 3 If zero or less, enter -0-		5	19,559
6		Credits/Payments			
a		2011 estimated tax payments and 2010 overpayment credited to 2011	6a	7,719	
b		Exempt foreign organizations—tax withheld at source	6b		
c		Tax paid with application for extension of time to file (Form 8868)	6c		
d		Backup withholding erroneously withheld	6d		
7		Total credits and payments Add lines 6a through 6d.		7	7,719
8		Enter any penalty for underpayment of estimated tax Check here <input type="checkbox"/> if Form 2220 is attached		8	
9		Tax due. If the total of lines 5 and 8 is more than line 7, enter amount owed		9	11,840
10		Overpayment. If line 7 is more than the total of lines 5 and 8, enter the amount overpaid.		10	
11		Enter the amount of line 10 to be Credited to 2012 estimated tax <input type="checkbox"/>	Refunded <input type="checkbox"/>	11	

Part VII-AStatements Regarding Activities

1a	During the tax year, did the foundation attempt to influence any national, state, or local legislation or did it participate or intervene in any political campaign?	1a	Yes	No
b	Did it spend more than \$100 during the year (either directly or indirectly) for political purposes (see page 19 of the instructions for definition)? If the answer is "Yes" to 1a or 1b, attach a detailed description of the activities and copies of any materials published or distributed by the foundation in connection with the activities.	1b		
c	Did the foundation file Form 1120-POL for this year?	1c		No
d	Enter the amount (if any) of tax on political expenditures (section 4955) imposed during the year (1) On the foundation <input type="checkbox"/> \$ _____ (2) On foundation managers <input type="checkbox"/> \$ _____			
e	Enter the reimbursement (if any) paid by the foundation during the year for political expenditure tax imposed on foundation managers <input type="checkbox"/> \$ _____			
2	Has the foundation engaged in any activities that have not previously been reported to the IRS? If "Yes," attach a detailed description of the activities.	2		No
3	Has the foundation made any changes, not previously reported to the IRS, in its governing instrument, articles of incorporation, or bylaws, or other similar instruments? If "Yes," attach a conformed copy of the changes	3		No
4a	Did the foundation have unrelated business gross income of \$1,000 or more during the year?	4a		No
b	If "Yes," has it filed a tax return on Form 990-T for this year?	4b		
5	Was there a liquidation, termination, dissolution, or substantial contraction during the year? If "Yes," attach the statement required by General Instruction T.	5		
6	Are the requirements of section 508(e) (relating to sections 4941 through 4945) satisfied either • By language in the governing instrument, or • By state legislation that effectively amends the governing instrument so that no mandatory directions that conflict with the state law remain in the governing instrument?	6	Yes	
7	Did the foundation have at least \$5,000 in assets at any time during the year? If "Yes," complete Part II, col (c), and Part XV	7	Yes	
8a	Enter the states to which the foundation reports or with which it is registered (see page 19 of the instructions) <input type="checkbox"/> TX			
b	If the answer is "Yes" to line 7, has the foundation furnished a copy of Form 990-PF to the Attorney General (or designate) of each state as required by General Instruction G? If "No," attach explanation .	8b		
9	Is the foundation claiming status as a private operating foundation within the meaning of section 4942(j)(3) or 4942(j)(5) for calendar year 2011 or the taxable year beginning in 2011 (see instructions for Part XIV on page 27)? If "Yes," complete Part XIV	9		No
10	Did any persons become substantial contributors during the tax year? If "Yes," attach a schedule listing their names and addresses	10		No

Part VII-A

Statements Regarding Activities *(continued)*

11	At any time during the year, did the foundation, directly or indirectly, own a controlled entity within the meaning of section 512(b)(13)? If "Yes," attach schedule (see page 20 of the instructions).	11		No
12	Did the foundation acquire a direct or indirect interest in any applicable insurance contract before August 17, 2008?	12		
13	Did the foundation comply with the public inspection requirements for its annual returns and exemption application?	13	Yes	
Website address N/A				
14	The books are in care of JOHN STOIKA Telephone no (281) 447-8601 Located at 333 CLAY STREET SUITE 2000 HOUSTON TX ZIP+4 77002			
15	Section 4947(a)(1) nonexempt charitable trusts filing Form 990-PF in lieu of Form 1041—Check here and enter the amount of tax-exempt interest received or accrued during the year.			
16	At any time during calendar year 2011, did the foundation have an interest in or a signature or other authority over a bank, securities, or other financial account in a foreign country?	15		
			Yes	No
	See the instructions for exceptions and filing requirements for Form TD F 90-22.1 If "Yes", enter the name of the foreign country.	16		No

Part VII-B

Statements Regarding Activities for Which Form 4720 May Be Required

File Form 4720 if any item is checked in the "Yes" column, unless an exception applies.			Yes	No
1a	During the year did the foundation (either directly or indirectly)			
	(1) Engage in the sale or exchange, or leasing of property with a disqualified person?			
	(2) Borrow money from, lend money to, or otherwise extend credit to (or accept it from) a disqualified person?			
	(3) Furnish goods, services, or facilities to (or accept them from) a disqualified person?			
	(4) Pay compensation to, or pay or reimburse the expenses of, a disqualified person?			
	(5) Transfer any income or assets to a disqualified person (or make any of either available for the benefit or use of a disqualified person)?			
	(6) Agree to pay money or property to a government official? (Exception. Check "No" if the foundation agreed to make a grant to or to employ the official for a period after termination of government service, if terminating within 90 days).			
b	If any answer is "Yes" to 1a(1)–(6), did any of the acts fail to qualify under the exceptions described in Regulations section 53.4941(d)-3 or in a current notice regarding disaster assistance (see page 20 of the instructions)?	1b		
c	Did the foundation engage in a prior year in any of the acts described in 1a, other than excepted acts, that were not corrected before the first day of the tax year beginning in 2011?	1c		No
2	Taxes on failure to distribute income (section 4942) (does not apply for years the foundation was a private operating foundation defined in section 4942(j)(3) or 4942(j)(5))			
a	At the end of tax year 2011, did the foundation have any undistributed income (lines 6d and 6e, Part XIII) for tax year(s) beginning before 2011?			
b	Are there any years listed in 2a for which the foundation is not applying the provisions of section 4942(a)(2) (relating to incorrect valuation of assets) to the year's undistributed income? (If applying section 4942(a)(2) to all years listed, answer "No" and attach statement—see page 20 of the instructions).	2b		
c	If the provisions of section 4942(a)(2) are being applied to any of the years listed in 2a, list the years here			
3a	Did the foundation hold more than a 2% direct or indirect interest in any business enterprise at any time during the year?			
b	If "Yes," did it have excess business holdings in 2011 as a result of (1) any purchase by the foundation or disqualified persons after May 26, 1969, (2) the lapse of the 5-year period (or longer period approved by the Commissioner under section 4943(c)(7)) to dispose of holdings acquired by gift or bequest, or (3) the lapse of the 10-, 15-, or 20-year first phase holding period? (Use Schedule C, Form 4720, to determine if the foundation had excess business holdings in 2011.).	3b		
4a	Did the foundation invest during the year any amount in a manner that would jeopardize its charitable purposes?	4a		No
b	Did the foundation make any investment in a prior year (but after December 31, 1969) that could jeopardize its charitable purpose that had not been removed from jeopardy before the first day of the tax year beginning in 2011?	4b		No

Part VII-B

Statements Regarding Activities for Which Form 4720 May Be Required (continued)

5a	During the year did the foundation pay or incur any amount to			
	(1) Carry on propaganda, or otherwise attempt to influence legislation (section 4945(e))?	<input type="checkbox"/> Yes	<input checked="" type="checkbox"/> No	
	(2) Influence the outcome of any specific public election (see section 4955), or to carry on, directly or indirectly, any voter registration drive?	<input type="checkbox"/> Yes	<input checked="" type="checkbox"/> No	
	(3) Provide a grant to an individual for travel, study, or other similar purposes?	<input type="checkbox"/> Yes	<input checked="" type="checkbox"/> No	
	(4) Provide a grant to an organization other than a charitable, etc , organization described in section 509(a)(1), (2), or (3), or section 4940(d)(2)? (see page 22 of the instructions).	<input type="checkbox"/> Yes	<input checked="" type="checkbox"/> No	
	(5) Provide for any purpose other than religious, charitable, scientific, literary, or educational purposes, or for the prevention of cruelty to children or animals?	<input type="checkbox"/> Yes	<input checked="" type="checkbox"/> No	
b	If any answer is "Yes" to 5a(1)–(5), did any of the transactions fail to qualify under the exceptions described in Regulations section 53.4945 or in a current notice regarding disaster assistance (see page 22 of the instructions)? Organizations relying on a current notice regarding disaster assistance check here.		5b	
c	If the answer is "Yes" to question 5a(4), does the foundation claim exemption from the tax because it maintained expenditure responsibility for the grant? <i>If "Yes," attach the statement required by Regulations section 53.4945–5(d).</i>	<input type="checkbox"/> Yes	<input checked="" type="checkbox"/> No	
6a	Did the foundation, during the year, receive any funds, directly or indirectly, to pay premiums on a personal benefit contract?	<input type="checkbox"/> Yes	<input type="checkbox"/> No	
b	Did the foundation, during the year, pay premiums, directly or indirectly, on a personal benefit contract? <i>If "Yes" to 6b, file Form 8870.</i>		6b	No
7a	At any time during the tax year, was the foundation a party to a prohibited tax shelter transaction?	<input type="checkbox"/> Yes	<input checked="" type="checkbox"/> No	
b	If yes, did the foundation receive any proceeds or have any net income attributable to the transaction?		7b	No

Part VIII

Information About Officers, Directors, Trustees, Foundation Managers, Highly Paid Employees, and Contractors

1 List all officers, directors, trustees, foundation managers and their compensation (see page 22 of the instructions).				
(a) Name and address	(b) Title, and average hours per week devoted to position	(c) Compensation (If not paid, enter -0-)	(d) Contributions to employee benefit plans and deferred compensation	(e) Expense account, other allowances
JOHN R STOIKA 333 N SAM HOUSTON PKY 1060 HOUSTON,TX 77060	PRESIDENT 001 00	0		
RONALD E RINARD 333 N SAM HOUSTON PKY 1060 HOUSTON,TX 77060	V PRES 001 00	0		
LAURA P HOLEMAN 333 N SAM HOUSTON PKY 1060 HOUSTON,TX 77060	SEC/TREAS 001 00	0		
2 Compensation of five highest-paid employees (other than those included on line 1—see page 23 of the instructions). If none, enter "NONE."				
(a) Name and address of each employee paid more than \$50,000	(b) Title, and average hours per week devoted to position	(c) Compensation	(d) Contributions to employee benefit plans and deferred compensation	(e) Expense account, other allowances
Total number of other employees paid over \$50,000.				

Part VIII

Information About Officers, Directors, Trustees, Foundation Managers, Highly Paid Employees, and Contractors (continued)

3 Five highest-paid independent contractors for professional services (see page 23 of the instructions). If none, enter "NONE".

(a) Name and address of each person paid more than \$50,000	(b) Type of service	(c) Compensation
Total number of others receiving over \$50,000 for professional services.		

Part IX-A

Summary of Direct Charitable Activities

List the foundation's four largest direct charitable activities during the tax year. Include relevant statistical information such as the number of organizations and other beneficiaries served, conferences convened, research papers produced, etc.	Expenses
1 N/A	0
2	
3	
4	

Part IX-B

Summary of Program-Related Investments (see page 23 of the instructions)

Describe the two largest program-related investments made by the foundation during the tax year on lines 1 and 2	Amount
1 NONE	
2	
All other program-related investments. See page 24 of the instructions.	
3	
Total. Add lines 1 through 3.	

Part X

Minimum Investment Return (All domestic foundations must complete this part. Foreign foundations, see page 24 of the instructions.)

1	Fair market value of assets not used (or held for use) directly in carrying out charitable, etc , purposes		
a	Average monthly fair market value of securities.	1a	11,583,578
b	Average of monthly cash balances.	1b	2,118,356
c	Fair market value of all other assets (see page 24 of the instructions).	1c	0
d	Total (add lines 1a, b, and c).	1d	13,701,934
e	Reduction claimed for blockage or other factors reported on lines 1a and 1c (attach detailed explanation).	1e	
2	Acquisition indebtedness applicable to line 1 assets.	2	
3	Subtract line 2 from line 1d.	3	13,701,934
4	Cash deemed held for charitable activities Enter 1 1/2% of line 3 (for greater amount, see page 25 of the instructions)	4	205,529
5	Net value of noncharitable-use assets. Subtract line 4 from line 3 Enter here and on Part V, line 4	5	13,496,405
6	Minimum investment return. Enter 5% of line 5.	6	674,820

Part XI

Distributable Amount (see page 25 of the instructions) (Section 4942(j)(3) and (j)(5) private operating foundations and certain foreign organizations check here ☐ and do not complete this part.)

1	Minimum investment return from Part X, line 6.	1	674,820
2a	Tax on investment income for 2011 from Part VI, line 5.	2a	19,559
b	Income tax for 2011 (This does not include the tax from Part VI).	2b	
c	Add lines 2a and 2b.	2c	19,559
3	Distributable amount before adjustments Subtract line 2c from line 1.	3	655,261
4	Recoveries of amounts treated as qualifying distributions.	4	
5	Add lines 3 and 4.	5	655,261
6	Deduction from distributable amount (see page 25 of the instructions).	6	
7	Distributable amount as adjusted Subtract line 6 from line 5 Enter here and on Part XIII, line 1.	7	655,261

Part XII

Qualifying Distributions (see page 25 of the instructions)

1	Amounts paid (including administrative expenses) to accomplish charitable, etc , purposes		
a	Expenses, contributions, gifts, etc —total from Part I, column (d), line 26	1a	614,486
b	Program-related investments—total from Part IX-B.	1b	
2	Amounts paid to acquire assets used (or held for use) directly in carrying out charitable, etc , purposes.	2	
3	Amounts set aside for specific charitable projects that satisfy the		
a	Suitability test (prior IRS approval required).	3a	
b	Cash distribution test (attach the required schedule).	3b	
4	Qualifying distributions. Add lines 1a through 3b Enter here and on Part V, line 8, and Part XIII, line 4	4	614,486
5	Foundations that qualify under section 4940(e) for the reduced rate of tax on net investment income Enter 1% of Part I, line 27b (see page 26 of the instructions).	5	
6	Adjusted qualifying distributions. Subtract line 5 from line 4.	6	614,486
Note: The amount on line 6 will be used in Part V, column (b), in subsequent years when calculating whether the foundation qualifies for the section 4940(e) reduction of tax in those years			

Part XIII

Undistributed Income (see page 26 of the instructions)

	(a) Corpus	(b) Years prior to 2010	(c) 2010	(d) 2011
1 Distributable amount for 2011 from Part XI, line 7				655,261
2 Undistributed income, if any, as of the end of 2011				
a Enter amount for 2010 only.			254,828	
b Total for prior years 20____, 20____, 20____				
3 Excess distributions carryover, if any, to 2011				
a From 2006.				
b From 2007.				
c From 2008.				
d From 2009.				
e From 2010.				
f Total of lines 3a through e.				
4 Qualifying distributions for 2011 from Part XII, line 4 ▶ \$ 614,486				
a Applied to 2010, but not more than line 2a			254,828	
b Applied to undistributed income of prior years (Election required—see page 26 of the instructions)				
c Treated as distributions out of corpus (Election required—see page 26 of the instructions). . .				
d Applied to 2011 distributable amount.				359,658
e Remaining amount distributed out of corpus				
5 Excess distributions carryover applied to 2011 (If an amount appears in column (d), the same amount must be shown in column (a).)				
6 Enter the net total of each column as indicated below:				
a Corpus Add lines 3f, 4c, and 4e Subtract line 5				
b Prior years' undistributed income Subtract line 4b from line 2b.				
c Enter the amount of prior years' undistributed income for which a notice of deficiency has been issued, or on which the section 4942(a) tax has been previously assessed.				
d Subtract line 6c from line 6b Taxable amount—see page 27 of the instructions . . .				
e Undistributed income for 2010 Subtract line 4a from line 2a Taxable amount—see page 27 of the instructions				
f Undistributed income for 2011 Subtract lines 4d and 5 from line 1 This amount must be distributed in 2011.				295,603
7 Amounts treated as distributions out of corpus to satisfy requirements imposed by section 170(b)(1)(F) or 4942(g)(3) (see page 27 of the instructions).				
8 Excess distributions carryover from 2006 not applied on line 5 or line 7 (see page 27 of the instructions).				
9 Excess distributions carryover to 2012. Subtract lines 7 and 8 from line 6a.				
10 Analysis of line 9				
a Excess from 2007.				
b Excess from 2008.				
c Excess from 2009.				
d Excess from 2010.				
e Excess from 2011.				

Part XIVPrivate Operating Foundations (see page 27 of the instructions and Part VII-A, question 9)

1a

If the foundation has received a ruling or determination letter that it is a private operating foundation, and the ruling is effective for 2011, enter the date of the ruling.

b

Check box to indicate whether the organization is a private operating foundation described in section 4942(j)(3) or 4942(j)(5)

☐ 4942(j)(3) or ☐ 4942(j)(5)

2a	Enter the lesser of the adjusted net income from Part I or the minimum investment return from Part X for each year listed.	Tax year	Prior 3 years			(e) Total
		(a) 2011	(b) 2010	(c) 2009	(d) 2008	
b	85% of line 2a					
c	Qualifying distributions from Part XII, line 4 for each year listed.					
d	Amounts included in line 2c not used directly for active conduct of exempt activities.					
e	Qualifying distributions made directly for active conduct of exempt activities. Subtract line 2d from line 2c.					
3	Complete 3a, b, or c for the alternative test relied upon					
a	"Assets" alternative test—enter					
	(1) Value of all assets					
	(2) Value of assets qualifying under section 4942(j)(3)(B)(i)					
b	"Endowment" alternative test— enter 2/3 of minimum investment return shown in Part X, line 6 for each year listed.					
c	"Support" alternative test—enter					
	(1) Total support other than gross investment income (interest, dividends, rents, payments on securities loans (section 512(a)(5)), or royalties).					
	(2) Support from general public and 5 or more exempt organizations as provided in section 4942(j)(3)(B)(iii).					
	(3) Largest amount of support from an exempt organization					
	(4) Gross investment income					

Part XVSupplementary Information (Complete this part only if the organization had \$5,000 or more in assets at any time during the year—see page 27 of the instructions.)

1

Information Regarding Foundation Managers:

a

List any managers of the foundation who have contributed more than 2% of the total contributions received by the foundation before the close of any tax year (but only if they have contributed more than \$5,000) (See section 507(d)(2))

JOHN STOIKA

b

List any managers of the foundation who own 10% or more of the stock of a corporation (or an equally large portion of the ownership of a partnership or other entity) of which the foundation has a 10% or greater interest

NONE

2

Information Regarding Contribution, Grant, Gift, Loan, Scholarship, etc., Programs:

Check here ☒ if the foundation only makes contributions to preselected charitable organizations and does not accept unsolicited requests for funds. If the foundation makes gifts, grants, etc. (see page 28 of the instructions) to individuals or organizations under other conditions, complete items 2a, b, c, and d.

a

The name, address, and telephone number of the person to whom applications should be addressed

b

The form in which applications should be submitted and information and materials they should include

c

Any submission deadlines

d

Any restrictions or limitations on awards, such as by geographical areas, charitable fields, kinds of institutions, or other factors

Part XV

Supplementary Information (continued)

3 Grants and Contributions Paid During the Year or Approved for Future Payment

Recipient	If recipient is an individual, show any relationship to any foundation manager or substantial contributor	Foundation status of recipient	Purpose of grant or contribution	Amount
Name and address (home or business)				
a Paid during the year See Additional Data Table				
Total			3a	614,486
b Approved for future payment				
Total			3b	

Enter gross amounts unless otherwise indicated	Unrelated business income		Excluded by section 512, 513, or 514		(e) Related or exempt function income (See page 28 of the instructions)
	(a) Business code	(b) Amount	(c) Exclusion code	(d) Amount	
1 Program service revenue					
a _____					
b _____					
c _____					
d _____					
e _____					
f _____					
g Fees and contracts from government agencies					
2 Membership dues and assessments.					
3 Interest on savings and temporary cash investments			14	778,655	
4 Dividends and interest from securities.			14	1,908	
5 Net rental income or (loss) from real estate					
a Debt-financed property.					
b Not debt-financed property.					
6 Net rental income or (loss) from personal property					
7 Other investment income.					
8 Gain or (loss) from sales of assets other than inventory			18	216,131	
9 Net income or (loss) from special events					
10 Gross profit or (loss) from sales of inventory. . .					
11 Other revenue a _____					
b _____					
c _____					
d _____					
e _____					
12 Subtotal. Add columns (b), (d), and (e).				996,694	
13 Total. Add line 12, columns (b), (d), and (e).					996,694

[illegible]

Part XVII

1	Did the organization directly or indirectly engage in any of the following with any other organization described in section 501(c) of the Code (other than section 501(c)(3) organizations) or in section 527, relating to political organizations?		Yes	No
a	Transfers from the reporting foundation to a noncharitable exempt organization of			
	(1) Cash.	1a(1)		No
	(2) Other assets.	1a(2)		No
b	Other transactions			
	(1) Sales of assets to a noncharitable exempt organization.	1b(1)		No
	(2) Purchases of assets from a noncharitable exempt organization.	1b(2)		No
	(3) Rental of facilities, equipment, or other assets.	1b(3)		No
	(4) Reimbursement arrangements.	1b(4)		No
	(5) Loans or loan guarantees.	1b(5)		No
	(6) Performance of services or membership or fundraising solicitations.	1b(6)		No
c	Sharing of facilities, equipment, mailing lists, other assets, or paid employees.	1c		No

[illegible]

2a Is the foundation directly or indirectly affiliated with, or related to, one or more tax-exempt organizations described in section 501(c) of the Code (other than section 501(c)(3)) or in section 527? ☐ Yes ☒ No

b If "Yes," complete the following schedule				
(a) Name of organization		(b) Type of organization	(c) Description of relationship	
<p>Under penalties of perjury, I declare that I have examined this return, including accompanying schedules and statements, and to the best of my knowledge and belief, it is true, correct, and complete Declaration of preparer (other than taxpayer or fiduciary) is based on all information of which preparer has any knowledge</p>				
*****		2012-05-14	*****	
Signature of officer or trustee		Date	Title	
Paid Preparer's Use Only	Preparer's Signature	CINDY EATON	Date	2012-05-14
	Firm's name	CINDY EATON CPA LLC	Check if self-employed <input checked="" type="checkbox"/>	PTIN
	Firm's address	8111 ASHLANE WAY SUITE 213 THE WOODLANDS, TX 77382	Firm's EIN	
			Phone no	(281) 863-9197

May the IRS discuss this return with the preparer shown above? See instructions ☒ Yes ☐ No

Schedule B

(Form 990, 990-EZ, or 990-PF)

Department of the Treasury
Internal Revenue Service

Schedule of Contributors

▶ Attach to Form 990, 990-EZ, or 990-PF.

OMB No 1545-0047

2011

Name of organization CASTEX FOUNDATION	Employer identification number 76-0699169
--	---

Organization type (check one)

Filers of:	Section:
Form 990 or 990-EZ	<input type="checkbox"/> 501(c)() (enter number) organization
	<input type="checkbox"/> 4947(a)(1) nonexempt charitable trust not treated as a private foundation
	<input type="checkbox"/> 527 political organization
Form 990-PF	<input checked="" type="checkbox"/> 501(c)(3) exempt private foundation
	<input type="checkbox"/> 4947(a)(1) nonexempt charitable trust treated as a private foundation
	<input type="checkbox"/> 501(c)(3) taxable private foundation

Check if your organization is covered by the **General Rule** or a **Special Rule**.
Note. Only a section 501(c)(7), (8), or (10) organization can check boxes for both the General Rule and a Special Rule. See instructions.

General Rule—

☐ For an organization filing Form 990, 990-EZ, or 990-PF that received, during the year, \$5,000 or more (in money or property) from any one contributor. Complete Parts I and II.

Special Rules

☐ For a section 501(c)(3) organization filing Form 990 or 990-EZ, that met the 33¹/₃% support test of the regulations under sections 509(a)(1) and 170(b)(1)(A)(vi), and received from any one contributor, during the year, a contribution of the greater of **(1)** \$5,000 or **(2)** 2% of the amount on (i) Form 990, Part VIII, line 1h, or (ii) Form 990-EZ, line 1. Complete Parts I and II.

☐ For a section 501(c)(7), (8), or (10) organization filing Form 990, or 990-EZ, that received from any one contributor, during the year, aggregate contributions of more than \$1,000 for use *exclusively* for religious, charitable, scientific, literary, or educational purposes, or the prevention of cruelty to children or animals. Complete Parts I, II, and III.

☐ For a section 501(c)(7), (8), or (10) organization filing Form 990, or 990-EZ, that received from any one contributor, during the year, contributions for use *exclusively* for religious, charitable, etc., purposes, but these contributions did not aggregate to more than \$1,000. If this box is checked, enter here the total contributions that were received during the year for an *exclusively* religious, charitable, etc., purpose. Do not complete any of the parts unless the **General Rule** applies to this organization because it received nonexclusively religious, charitable, etc., contributions of \$5,000 or more during the year. ▶ \$ _____

Caution. An Organization that is not covered by the General Rule and/or the Special Rules does not file Schedule B (Form 990, 990-EZ, or 990-PF), but it **must** answer “No” on Part IV, line 2 of its Form 990, or check the box in the heading of its Form 990-EZ, or on line 2 of its Form 990-PF, to certify that it does not meet the filing requirements of Schedule B (Form 990, 990-EZ, or 990-PF).

Name of organization CASTEX FOUNDATION	Employer identification number 76-0699169
--	---

Part I

Contributors (see Instructions) Use duplicate copies of Part I if additional space is needed

(a) No.	(b) Name, address, and ZIP + 4	(c) Aggregate contributions	(d) Type of contribution
0001	JOHN R AND LISA STOIKA 333 CLAY STREET SUITE 2000 HOUSTON, TX 77002 	\$ 1,200,000	Person <input checked="" type="checkbox"/> Payroll <input type="checkbox"/> Noncash <input type="checkbox"/> (Complete Part II if there is a noncash contribution)
—	 	\$	Person <input type="checkbox"/> Payroll <input type="checkbox"/> Noncash <input type="checkbox"/> (Complete Part II if there is a noncash contribution)
—	 	\$	Person <input type="checkbox"/> Payroll <input type="checkbox"/> Noncash <input type="checkbox"/> (Complete Part II if there is a noncash contribution)
—	 	\$	Person <input type="checkbox"/> Payroll <input type="checkbox"/> Noncash <input type="checkbox"/> (Complete Part II if there is a noncash contribution)
—	 	\$	Person <input type="checkbox"/> Payroll <input type="checkbox"/> Noncash <input type="checkbox"/> (Complete Part II if there is a noncash contribution)
—	 	\$	Person <input type="checkbox"/> Payroll <input type="checkbox"/> Noncash <input type="checkbox"/> (Complete Part II if there is a noncash contribution)
—	 	\$	Person <input type="checkbox"/> Payroll <input type="checkbox"/> Noncash <input type="checkbox"/> (Complete Part II if there is a noncash contribution)
—	 	\$	Person <input type="checkbox"/> Payroll <input type="checkbox"/> Noncash <input type="checkbox"/> (Complete Part II if there is a noncash contribution)

Name of organization CASTEX FOUNDATION	Employer identification number 76-0699169
---	--

Part II

Noncash Property (see Instructions) Use duplicate copies of Part II if additional space is needed

(a) No. from Part I	(b) Description of noncash property given	(c) FMV (or estimate) (see instructions)	(d) Date received
—	<div></div> <div></div> <div></div> <div></div>	\$ <div></div>	<div></div>
(a) No. from Part I	(b) Description of noncash property given	(c) FMV (or estimate) (see instructions)	(d) Date received
—	<div></div> <div></div> <div></div> <div></div>	\$ <div></div>	<div></div>
(a) No. from Part I	(b) Description of noncash property given	(c) FMV (or estimate) (see instructions)	(d) Date received
—	<div></div> <div></div> <div></div> <div></div>	\$ <div></div>	<div></div>
(a) No. from Part I	(b) Description of noncash property given	(c) FMV (or estimate) (see instructions)	(d) Date received
—	<div></div> <div></div> <div></div> <div></div>	\$ <div></div>	<div></div>
(a) No. from Part I	(b) Description of noncash property given	(c) FMV (or estimate) (see instructions)	(d) Date received
—	<div></div> <div></div> <div></div> <div></div>	\$ <div></div>	<div></div>
(a) No. from Part I	(b) Description of noncash property given	(c) FMV (or estimate) (see instructions)	(d) Date received
—	<div></div> <div></div> <div></div> <div></div>	\$ <div></div>	<div></div>

Name of organization CASTEX FOUNDATION	Employer identification number 76-0699169
--	---

Part III

Exclusively religious, charitable, etc., individual contributions to section 501(c)(7), (8), or (10) organizations aggregating more than \$1,000 for the year. (Complete columns (a) through (e) and the following line entry)

For organizations completing Part III, enter the total of *exclusively* religious, charitable, etc , contributions of **\$1,000 or less** for the year (Enter this information once See instructions) ➤ \$

Use duplicate copies of Part III if additional space is needed

(a) No. from Part I	(b) Purpose of gift	(c) Use of gift	(d) Description of how gift is held
—	<div></div>	<div></div>	<div></div>
	<div></div>	<div></div>	<div></div>
	<div></div>	<div></div>	<div></div>
	(e) Transfer of gift		
	Transferee's name, address, and ZIP 4		Relationship of transferor to transferee
	<div></div>	<div></div>	
	<div></div>	<div></div>	
—	<div></div>	<div></div>	<div></div>
	<div></div>	<div></div>	<div></div>
	<div></div>	<div></div>	<div></div>
	(e) Transfer of gift		
	Transferee's name, address, and ZIP 4		Relationship of transferor to transferee
	<div></div>	<div></div>	
	<div></div>	<div></div>	
—	<div></div>	<div></div>	<div></div>
	<div></div>	<div></div>	<div></div>
	<div></div>	<div></div>	<div></div>
	(e) Transfer of gift		
	Transferee's name, address, and ZIP 4		Relationship of transferor to transferee
	<div></div>	<div></div>	
	<div></div>	<div></div>	
—	<div></div>	<div></div>	<div></div>
	<div></div>	<div></div>	<div></div>
	<div></div>	<div></div>	<div></div>
	(e) Transfer of gift		
	Transferee's name, address, and ZIP 4		Relationship of transferor to transferee
	<div></div>	<div></div>	
	<div></div>	<div></div>	

Additional Data

Software ID: 11000218
Software Version: 2011.0.0
EIN: 76-0699169
Name: CASTEX FOUNDATION

Part VI Line 7 - Tax Paid Original Return: 7719

Form 990PF - Special Condition Description:

Special Condition Description

Form 990PF Part IV - Capital Gains and Losses for Tax on Investment Income - Columns a - d

(a) List and describe the kind(s) of property sold (e g , real estate, 2-story brick warehouse, or common stock, 200 shs MLC Co)	(b) How acquired P—Purchase D—Donation	(c) Date acquired (mo , day, yr)	(d) Date sold (mo , day, yr)
ABN AMRO BK	P	2010-07-12	2011-06-27
ALBERTSONS	P	2009-04-06	2011-02-15
ALCOA INC	P	2009-08-18	2011-06-28
AMERIGAS PARTNERS LP	P	2010-08-16	2011-02-22
AUTONATION INC	P	2010-09-07	2011-06-27
BANK AMERICA CORP	P	2009-01-22	2011-02-15
BANK OF AMERICA	P	2010-11-15	2011-06-27
BANK OF AMREICA	P	2008-12-24	2011-01-18
BARCLAYS BANK	P	2010-12-01	2011-06-28
CINCINNATI BELL INC	P	2010-11-10	2011-06-27
CITIGROUP INC	P	2009-06-10	2011-05-03
CLAYTON WILLIAMS	P	2010-03-02	2011-08-01
CMS ENERGY CORP	P	2011-01-18	2011-06-27
COMPASS BANK	P	2010-11-08	2011-06-27
CONTINENTIAL AIRLINES	P	2010-05-10	2011-12-01
CREDIT SUISSE AG NEW YORK	P	2008-12-26	2011-05-03
CREDIT SUISSE FB USA	P	2008-12-22	2011-11-15
DUKE POWER COMPANY	P	2009-01-26	2011-05-03
EL PASO CORP	P	2010-02-01	2011-05-16
GENERAL ELECTRIC CORP	P	2008-10-09	2011-06-01
GOLDMAN SACHS GROUP	P	2009-03-24	2011-05-03
GOLDMAN SACHS GROUP	P	2010-04-26	2011-06-28
GOLDMAN SACHS GROUP	P	2008-11-17	2011-01-18
HANOVER COMPRESSOR COMPANY	P	2010-03-02	2011-05-03
HARTFORD FINANCIAL SVSC	P	2009-07-21	2011-10-17
HSBC FINANC CORP	P	2009-06-25	2011-05-16
HSBC FINANC CORP	P	2009-01-28	2011-06-01
INTERNATIONAL LEASE	P	2011-05-25	2011-06-28
INTERNATIONAL LEASE	P	2011-03-21	2011-06-27
JP MORGAN CHASE	P	2008-09-08	2011-06-28

Form 990PF Part IV - Capital Gains and Losses for Tax on Investment Income - Columns a - d

(a) List and describe the kind(s) of property sold (e g , real estate, 2-story brick warehouse, or common stock, 200 shs MLC Co)	(b) How acquired P—Purchase D—Donation	(c) Date acquired (mo , day, yr)	(d) Date sold (mo , day, yr)
KB HOME SER MAKE WHOLE	P	2010-10-13	2011-06-27
KCS ENERGY INC	P	2009-11-19	2011-03-17
KINDER MORGAN FINANCE CORP	P	2009-01-16	2011-01-05
LENNAR CORP	P	2011-05-31	2011-06-27
MAY DEPT STORES	P	2010-06-01	2011-09-15
NCNB CORP	P	2009-05-04	2011-05-03
NRG ENERGY INC	P	2010-01-11	2011-02-25
REGIONS FINANCIAL CORP	P	2010-06-01	2011-03-01
ROYAL BANK SCOTLAND	P	2011-03-01	2011-06-27
SAKS INC	P	2010-06-28	2011-10-03
SANDRIDGE ENERGY	P	2010-09-10	2011-04-01
SLM CORP	P	2009-07-23	2011-04-25
SLM CORP	P	2010-07-13	2011-10-25
SOUTHWEST AIRLINES	P	2009-04-20	2011-05-03
SPRINT CAP CORP	P	2009-12-01	2011-01-31
SPRINT CAP CORP	P	2010-01-05	2011-12-29
SPRINT NEXTEL CORP	P	2011-05-19	2011-06-27
STARWOOD HOTELS	P	2009-07-29	2011-12-15
TESORO CORP	P	2010-08-30	2011-06-27
US WEST CAPITAL FUNDING	P	2010-12-23	2011-06-27
UBS AG BRH MTN	P	2009-03-23	2011-05-03
US STEEL CORP	P	2010-07-26	2011-06-27
WACHOVIA BK NATL ASSN	P	2009-04-13	2011-06-01
WELLS FARGO AND CO	P	2009-04-09	2011-06-01
PFIZER INC	P	2011-08-17	2011-12-08
CITIGROUP INC	P	2011-04-25	2011-08-31
DOW CHEMICAL CO	P	2011-04-25	2011-08-31
GOLDMAN SACHS GROUP INC	P	2011-05-26	2011-08-31
HOME DEPOT INC	P	2011-04-25	2011-08-31
CITIGROUP INC	P	2011-04-25	2011-08-08

Form 990PF Part IV - Capital Gains and Losses for Tax on Investment Income - Columns a - d

(a) List and describe the kind(s) of property sold (e g , real estate, 2-story brick warehouse, or common stock, 200 shs MLC Co)	(b) How acquired P—Purchase D—Donation	(c) Date acquired (mo , day, yr)	(d) Date sold (mo , day, yr)
CITIGROUP INC	P	2011-04-25	2011-08-17
CITIGROUP INC	P	2011-04-25	2011-08-23
DOW CHEMICAL CO	P	2011-04-25	2011-08-09
DOW CHEMICAL CO	P	2011-04-25	2011-08-17
DOW CHEMICAL CO	P	2011-04-25	2011-08-23
DUKE ENERGY CORP	P	2011-05-31	2011-08-08
DUKE ENERGY CORP	P	2011-05-31	2011-08-17
GOLDMAN SACHS GROUP INC	P	2011-05-26	2011-08-08
GOLDMAN SACHS GROUP INC	P	2011-05-26	2011-08-17
GOLDMAN SACHS GROUP INC	P	2011-05-26	2011-08-23
HOME DEPOT INC	P	2011-04-25	2011-08-08
HOME DEPOT INC	P	2011-04-25	2011-08-17
HOME DEPOT INC	P	2011-04-25	2011-08-23
XEROX CORP	P	2011-05-26	2011-08-08
XEROX CORP	P	2011-05-26	2011-08-17

Form 990PF Part IV - Capital Gains and Losses for Tax on Investment Income - Columns e - h

(e) Gross sales price	(f) Depreciation allowed (or allowable)	(g) Cost or other basis plus expense of sale	(h) Gain or (loss) (e) plus (f) minus (g)
98,656		87,600	11,056
140,000		139,800	200
107,491		100,191	7,300
51,813		51,518	295
52,225		50,961	1,264
70,000		70,000	
101,634		101,075	559
250,000		250,000	
189,936		185,752	4,184
98,280		99,850	-1,570
53,825		47,847	5,978
49,000		48,165	835
107,640		102,982	4,658
98,345		101,278	-2,933
200,000		200,000	
101,436		93,241	8,195
80,000		80,000	
111,703		101,232	10,471
100,000		100,000	
100,249		82,376	17,873
53,983		47,667	6,316
158,685		150,297	8,388
225,000		225,000	
49,700		47,943	1,757
100,000		100,000	
200,000		200,000	
150,000		150,000	
97,150		100,788	-3,638
150,225		151,003	-778
279,656		244,895	34,761

Form 990PF Part IV - Capital Gains and Losses for Tax on Investment Income - Columns e - h

(e) Gross sales price	(f) Depreciation allowed (or allowable)	(g) Cost or other basis plus expense of sale	(h) Gain or (loss) (e) plus (f) minus (g)
44,700		48,910	-4,210
100,000		100,161	-161
150,000		140,534	9,466
48,325		49,988	-1,663
100,000		100,000	
123,150		97,613	25,537
50,907		50,975	-68
150,000		150,015	-15
223,207		224,628	-1,421
100,000		100,000	
52,157		48,944	3,213
50,000		50,000	
100,000		100,000	
109,650		91,103	18,547
200,000		200,000	
101,664		100,417	1,247
49,515		50,972	-1,457
51,382		50,082	1,300
50,828		48,800	2,028
49,203		50,166	-963
109,663		79,055	30,608
44,505		44,812	-307
107,650		87,225	20,425
158,700		148,736	9,964
30,317		30,684	-367
53,189		54,901	-1,712
55,970		55,895	75
52,502		53,888	-1,386
54,432		54,712	-280
32,349		32,941	-592

Form 990PF Part IV - Capital Gains and Losses for Tax on Investment Income - Columns e - h

(e) Gross sales price	(f) Depreciation allowed (or allowable)	(g) Cost or other basis plus expense of sale	(h) Gain or (loss) (e) plus (f) minus (g)
31,938		32,941	-1,003
41,806		43,921	-2,115
39,941		39,127	814
34,022		33,537	485
39,197		39,127	70
28,008		28,024	-16
22,332		22,419	-87
26,220		26,944	-724
31,585		32,333	-748
46,431		48,499	-2,068
27,236		27,355	-119
32,637		32,826	-189
48,727		49,240	-513
35,014		35,420	-406
17,481		17,710	-229

Form 990PF Part IV - Capital Gains and Losses for Tax on Investment Income - Columns i - l

Complete only for assets showing gain in column (h) and owned by the foundation on 12/31/69			(l) Gains (Col (h) gain minus col (k), but not less than -0-) or Losses (from col (h))
(i) F M V as of 12/31/69	(j) Adjusted basis as of 12/31/69	(k) Excess of col (i) over col (j), if any	
			11,056
			200
			7,300
			295
			1,264
			559
			4,184
			-1,570
			5,978
			835
			4,658
			-2,933
			8,195
			10,471
			17,873
			6,316
			8,388
			1,757
			-3,638
			-778
			34,761


Form 990PF Part IV - Capital Gains and Losses for Tax on Investment Income - Columns i - l

Complete only for assets showing gain in column (h) and owned by the foundation on 12/31/69			(l) Gains (Col (h) gain minus col (k), but not less than -0-) or Losses (from col (h))
(i) F M V as of 12/31/69	(j) Adjusted basis as of 12/31/69	(k) Excess of col (i) over col (j), if any	
			-4,210
			-161
			9,466
			-1,663
			25,537
			-68
			-15
			-1,421
			3,213
			18,547
			1,247
			-1,457
			1,300
			2,028
			-963
			30,608
			-307
			20,425
			9,964
			-367
			-1,712
			75
			-1,386
			-280
			-592

Form 990PF Part IV - Capital Gains and Losses for Tax on Investment Income - Columns i - l

Complete only for assets showing gain in column (h) and owned by the foundation on 12/31/69			(l) Gains (Col (h) gain minus col (k), but not less than -0-) or Losses (from col (h))
(i) F M V as of 12/31/69	(j) Adjusted basis as of 12/31/69	(k) Excess of col (i) over col (j), if any	
			-1,003
			-2,115
			814
			485
			70
			-16
			-87
			-724
			-748
			-2,068
			-119
			-189
			-513
			-406
			-229

Form 990PF Part XV Line 3 - Grants and Contributions Paid During the Year or Approved for Future Payment

Recipient	If recipient is an individual, show any relationship to any foundation manager or substantial contributor	Foundation status of recipient	Purpose of grant or contribution	Amount
Name and address (home or business)				
a <i>Paid during the year</i>				
BOYS AND GIRLS HARBORPO BOX 848 HOUSTON,TX 77001			GENERAL SUPPORT	193,431
LIVING WATER INTERNATIONALPO BOX 35496 HOUSTON,TX 77235			GENERAL SUPPORT	100,000
MAKING IT BETTER12438 DEEP SPRING HOUSTON,TX 77077			GENERAL SUPPORT	125,000
TREES OF HOPE3330 AUDLEY STREET SUITE 100 HOUSTON,TX 77098			GENERAL SUPPORT	30,000
THE GABRIEL PROJECT1700 SAN JACINTO STREET HOUSTON,TX 77001			GENERAL SUPPORT	35,000
STAR OF HOPE6897 ARDMORE HOUSTON,TX 77054			GENERAL SUPPORT	25,000
MUSEUM OF NATURAL SCIENCEPO BOX 151460 DALLAS,TX 75315			GENERAL SUPPORT	55,555
MAIN STREET MINISTRIES5100 TRAVIS STREET HOUSTON,TX 77002			GENERAL SUPPORT	50,000
MOTHERS AGAINST CANCERPO BOX 5103 KINGWOOD,TX 77325			GENERAL SUPPORT	500
Total			 3a	614,486

TY 2011 Accounting Fees Schedule**Name:** CASTEX FOUNDATION**EIN:** 76-0699169**Software ID:** 11000218**Software Version:** 2011.0.0

Category	Amount	Net Investment Income	Adjusted Net Income	Disbursements for Charitable Purposes
CINDY EATON CPA LLC	2,025	2,025		

**TY 2011 All Other Program
Related Investments Schedule**

Name: CASTEX FOUNDATION

EIN: 76-0699169

Software ID: 11000218

Software Version: 2011.0.0

Category	Amount
NONE	

Note: To capture the full content of this document, please select landscape mode (11" x 8.5") when printing.

TY 2011 Gain/Loss from Sale of Other Assets Schedule

Name: CASTEX FOUNDATION

EIN: 76-0699169

Software ID: 11000218

Software Version: 2011.0.0

Name	Date Acquired	How Acquired	Date Sold	Purchaser Name	Gross Sales Price	Basis	Basis Method	Sales Expenses	Total (net)	Accumulated Depreciation
ABN AMRO BK	2010-07	P	2011-06	CASTEX FOUNDATION	98,656	175,200			11,056	
ALBERTSONS	2009-04	P	2011-02	CASTEX FOUNDATION	140,000	279,600			200	
ALCOA INC	2009-08	P	2011-06	CASTEX FOUNDATION	107,491	200,382			7,300	
AMERIGAS PARTNERS LP	2010-08	P	2011-02	CASTEX FOUNDATION	51,813	103,036			295	
AUTONATION INC	2010-09	P	2011-06	CASTEX FOUNDATION	52,225	101,922			1,264	
BANK AMERICA CORP	2009-01	P	2011-02	CASTEX FOUNDATION	70,000	140,000				
BANK OF AMERICA	2010-11	P	2011-06	CASTEX FOUNDATION	101,634	202,150			559	
BANK OF AMREICA	2008-12	P	2011-01	CASTEX FOUNDATION	250,000	500,000				
BARCLAYS BANK	2010-12	P	2011-06	CASTEX FOUNDATION	189,936	371,504			4,184	
CINCINNATI BELL INC	2010-11	P	2011-06	CASTEX FOUNDATION	98,280	199,700			1,570	
CITIGROUP INC	2009-06	P	2011-05	CASTEX FOUNDATION	53,825	95,694			5,978	
CLAYTON WILLIAMS	2010-03	P	2011-08	CASTEX FOUNDATION	49,000	96,330			835	
CMS ENERGY CORP	2011-01	P	2011-06	CASTEX FOUNDATION	107,640	205,964			4,658	
COMPASS BANK	2010-11	P	2011-06	CASTEX FOUNDATION	98,345	202,556			2,933	
CONTINENTIAL AIRLINES	2010-05	P	2011-12	CASTEX FOUNDATION	200,000	400,000				
CREDIT SUISSE AG NEW YORK	2008-12	P	2011-05	CASTEX FOUNDATION	101,436	186,482			8,195	
CREDIT SUISSE FB USA	2008-12	P	2011-11	CASTEX FOUNDATION	80,000	160,000				
DUKE POWER COMPANY	2009-01	P	2011-05	CASTEX FOUNDATION	111,703	202,464			10,471	
EL PASO CORP	2010-02	P	2011-05	CASTEX FOUNDATION	100,000	200,000				
GENERAL ELECTRIC CORP	2008-10	P	2011-06	CASTEX FOUNDATION	100,249	164,752			17,873	
GOLDMAN SACHS GROUP	2009-03	P	2011-05	CASTEX FOUNDATION	53,983	95,334			6,316	
GOLDMAN SACHS GROUP	2010-04	P	2011-06	CASTEX FOUNDATION	158,685	300,594			8,388	
GOLDMAN SACHS GROUP	2008-11	P	2011-01	CASTEX FOUNDATION	225,000	450,000				
HANOVER COMPRESSOR COMPANY	2010-03	P	2011-05	CASTEX FOUNDATION	49,700	95,886			1,757	
HARTFORD FINANCIAL SVSC	2009-07	P	2011-10	CASTEX FOUNDATION	100,000	200,000				
HSBC FINANC CORP	2009-06	P	2011-05	CASTEX FOUNDATION	200,000	400,000				
HSBC FINANC CORP	2009-01	P	2011-06	CASTEX FOUNDATION	150,000	300,000				
INTERNATIONAL LEASE	2011-05	P	2011-06	CASTEX FOUNDATION	97,150	201,576			3,638	
INTERNATIONAL LEASE	2011-03	P	2011-06	CASTEX FOUNDATION	150,225	302,006			778	
JP MORGAN CHASE	2008-09	P	2011-06	CASTEX FOUNDATION	279,656	489,790			34,761	

Name	Date Acquired	How Acquired	Date Sold	Purchaser Name	Gross Sales Price	Basis	Basis Method	Sales Expenses	Total (net)	Accumulated Depreciation
KB HOME SER MAKE WHOLE	2010-10	P	2011-06	CASTEX FOUNDATION	44,700	97,820			4,210	
KCS ENERGY INC	2009-11	P	2011-03	CASTEX FOUNDATION	100,000	200,322			161	
KINDER MORGAN FINANCE CORP	2009-01	P	2011-01	CASTEX FOUNDATION	150,000	281,068			9,466	
LENNAR CORP	2011-05	P	2011-06	CASTEX FOUNDATION	48,325	99,976			1,663	
MAY DEPT STORES	2010-06	P	2011-09	CASTEX FOUNDATION	100,000	200,000				
NCNB CORP	2009-05	P	2011-05	CASTEX FOUNDATION	123,150	195,226			25,537	
NRG ENERGY INC	2010-01	P	2011-02	CASTEX FOUNDATION	50,907	101,950			68	
REGIONS FINANCIAL CORP	2010-06	P	2011-03	CASTEX FOUNDATION	150,000	300,030			15	
ROYAL BANK SCOTLAND	2011-03	P	2011-06	CASTEX FOUNDATION	223,207	449,256			1,421	
SAKS INC	2010-06	P	2011-10	CASTEX FOUNDATION	100,000	200,000				
SANDRIDGE ENERGY	2010-09	P	2011-04	CASTEX FOUNDATION	52,157	97,888			3,213	
SLM CORP	2009-07	P	2011-04	CASTEX FOUNDATION	50,000	100,000				
SLM CORP	2010-07	P	2011-10	CASTEX FOUNDATION	100,000	200,000				
SOUTHWEST AIRLINES	2009-04	P	2011-05	CASTEX FOUNDATION	109,650	182,206			18,547	
SPRINT CAP CORP	2009-12	P	2011-01	CASTEX FOUNDATION	200,000	400,000				
SPRINT CAP CORP	2010-01	P	2011-12	CASTEX FOUNDATION	101,664	200,834			1,247	
SPRINT NEXTEL CORP	2011-05	P	2011-06	CASTEX FOUNDATION	49,515	101,944			1,457	
STARWOOD HOTELS	2009-07	P	2011-12	CASTEX FOUNDATION	51,382	100,164			1,300	
TESORO CORP	2010-08	P	2011-06	CASTEX FOUNDATION	50,828	97,600			2,028	
US WEST CAPITAL FUNDING	2010-12	P	2011-06	CASTEX FOUNDATION	49,203	100,332			963	
UBS AG BRH MTN	2009-03	P	2011-05	CASTEX FOUNDATION	109,663	158,110			30,608	
US STEEL CORP	2010-07	P	2011-06	CASTEX FOUNDATION	44,505	89,624			307	
WACHOVIA BK NATL ASSN	2009-04	P	2011-06	CASTEX FOUNDATION	107,650	174,450			20,425	
WELLS FARGO AND CO	2009-04	P	2011-06	CASTEX FOUNDATION	158,700	297,472			9,964	
PFIZER INC	2011-08	P	2011-12	CASTEX FOUNDATION	30,317	61,368			367	
CITIGROUP INC	2011-04	P	2011-08	CASTEX FOUNDATION	53,189	109,802			1,712	
DOW CHEMICAL CO	2011-04	P	2011-08	CASTEX FOUNDATION	55,970	111,790			75	
GOLDMAN SACHS GROUP INC	2011-05	P	2011-08	CASTEX FOUNDATION	52,502	107,776			1,386	
HOME DEPOT INC	2011-04	P	2011-08	CASTEX FOUNDATION	54,432	109,424			280	
CITIGROUP INC	2011-04	P	2011-08	CASTEX FOUNDATION	32,349	65,882			592	

Name	Date Acquired	How Acquired	Date Sold	Purchaser Name	Gross Sales Price	Basis	Basis Method	Sales Expenses	Total (net)	Accumulated Depreciation
CITIGROUP INC	2011-04	P	2011-08	CASTEX FOUNDATION	31,938	65,882			1,003	
CITIGROUP INC	2011-04	P	2011-08	CASTEX FOUNDATION	41,806	87,842			2,115	
DOW CHEMICAL CO	2011-04	P	2011-08	CASTEX FOUNDATION	39,941	78,254			814	
DOW CHEMICAL CO	2011-04	P	2011-08	CASTEX FOUNDATION	34,022	67,074			485	
DOW CHEMICAL CO	2011-04	P	2011-08	CASTEX FOUNDATION	39,197	78,254			70	
DUKE ENERGY CORP	2011-05	P	2011-08	CASTEX FOUNDATION	28,008	56,048			16	
DUKE ENERGY CORP	2011-05	P	2011-08	CASTEX FOUNDATION	22,332	44,838			87	
GOLDMAN SACHS GROUP INC	2011-05	P	2011-08	CASTEX FOUNDATION	26,220	53,888			724	
GOLDMAN SACHS GROUP INC	2011-05	P	2011-08	CASTEX FOUNDATION	31,585	64,666			748	
GOLDMAN SACHS GROUP INC	2011-05	P	2011-08	CASTEX FOUNDATION	46,431	96,998			2,068	
HOME DEPOT INC	2011-04	P	2011-08	CASTEX FOUNDATION	27,236	54,710			119	
HOME DEPOT INC	2011-04	P	2011-08	CASTEX FOUNDATION	32,637	65,652			189	
HOME DEPOT INC	2011-04	P	2011-08	CASTEX FOUNDATION	48,727	98,480			513	
XEROX CORP	2011-05	P	2011-08	CASTEX FOUNDATION	35,014	70,840			406	
XEROX CORP	2011-05	P	2011-08	CASTEX FOUNDATION	17,481	35,420			229	

TY 2011 General Explanation Attachment

Name: CASTEX FOUNDATION

EIN: 76-0699169

Software ID: 11000218

Software Version: 2011.0.0

Identifier	Return Reference	Explanation
------------	------------------	-------------

TY 2011 Investments Corporate Bonds Schedule

Name: CASTEX FOUNDATION

EIN: 76-0699169

Software ID: 11000218

Software Version: 2011.0.0

Name of Bond	End of Year Book Value	End of Year Fair Market Value
PHH CORP 7.13% 03/01/2013	98,948	96,250
GOLDMAN SACHS GROUP INC 5.30% 02/14/2012	247,177	250,840
CITIGROUP INC 6.00% 02/21/2012	150,006	150,836
SUPERVALU INC 7.50% 05/15/2012	150,944	151,874
GENERAL ELECTRIC CAP CORP 6.00% 06/15/2012	100,023	102,247
APPALACHIAN PWR CO 5.65% 08/15/2012	150,215	154,208
MORGAN STANLEY GBL 5.75% 08/31/2012	50,032	50,642
TESORO CORP SR NT 6.25% 11/01/2012	294,108	307,500
JP MORGAN CHASE AND COMPANY 5.75% 01/02/2013	252,151	259,334
MACYS RETAIL HOLDINGS 5.88% 01/15/2013	49,602	51,477
BANK ONE CORP 5.25% 01/30/2013	140,400	155,100
STARWOOD HOTELS AND RESORT 6.25% 02/15/2013	48,050	51,625
CS FIRST BOSTON 5.00% 05/15/2013	196,198	204,460
KEY BK NA MED TERM 5.80% 07/01/2014	49,613	53,384
CITIGROUP INC 5.00% 09/15/2014	46,325	50,065
GOLDMAN SACHS GROUP 5.00% 10/01/2014	92,443	102,760
WACHOVIA BK NATIONAL ASSN MTN SUB 5.00% 08/15/2015	130,838	156,264
SUNTRUST BANK ATLANTA 5.00% 09/01/2015	47,935	52,050
PNC FUNDING CORP 5.25% 11/15/2015	96,800	108,763
CITIGROUP INC GLOBAL 5.85% 07/02/2013	95,693	102,801
CHEASAPEAKE ENERGY CORP 7.63% 07/15/2013	202,601	211,500
GOLDMAN SACHS GROUP INC 4.75% 07/15/2013	248,190	253,308
BANK OF AMERICA CORPORATION 4.75% 08/15/2013	147,526	149,279
DUKE ENERGY CORP 6.30% 02/01/2014	151,433	165,492
ARCH COAL 8.75% 08/01/2016	107,602	109,250
MORGAN STANLEY GBL SB NT 4.75% 04/01/2014	242,198	246,273
STANDARD PAC CORP 6.25% 04/01/2014	50,044	49,500
RRI ENERGY NOTE 7.88% 06/15/2017	49,550	48,250
HERTZ CORP 6.90% 08/15/2014	50,743	50,463
BANK OF AMERICA CORPORATION 5.25% 12/01/2015	201,390	184,740
FEDERAL HOME LOAN BK CHICAGO 5.63% 06/13/2016	203,599	226,698
PEABODY ENERGY CORP 7.38% 11/01/2016	50,036	55,000
SOUTHWEST AIRLINES 5.75% 12/15/2016	47,300	55,465
WHITNEY NATIONAL BANK NEW ORLEANS 5.88% 04/01/2017	40,050	50,702
US STEEL CORP BOND 7.00% 02/01/2018	96,350	99,000
NEWFIELD EXPLORATION CO 7.13% 05/15/2018	129,317	133,438
NEW YORK TIMES 5.00% 03/15/2015	100,079	99,000
STEEL DYNAMICS INC 6.75% 04/01/2015	99,975	102,250
BNP PARIBAS / BNP 4.80% 06/24/2015	145,088	141,686
EXTERRAN HLDGS INC 7.25% 12/01/2018	47,800	47,500
GOLDMAN SACHS GROUP INC 5.50% 12/15/2019	99,100	99,133
FERRELLGAS LP 6.50% 05/01/2021	92,400	88,000
ALPHA NAT RES LLC 6.25% 06/01/2021	99,100	97,000
GMAC INC NT 6.63% 05/15/2012	203,128	199,804
GMAC INC GTD 6.00% 05/23/2012	201,393	200,500
PIONEER NATURAL RESOURCES 5.88% 07/15/2016	148,650	163,244
ARAMARK CORP SR NT 5.00% 06/01/2012	98,350	100,500
FORD MOTOR CREDIT 7.80% 06/01/2012	126,128	127,509
FORD MOTOR CREDIT 7.50% 08/01/2012	42,265	43,349
SLM CORP 5.13% 08/27/2012	98,840	100,510
INTERNATIONAL LEASE FIN CORP 5.00% 09/15/2012	48,425	49,750
DILLARDS DEPARTMENT STORES 7.85% 10/01/2012	102,662	103,250
WILMINGTON TRUST CORP 4.88% 04/15/2013	99,455	101,764
ALBERTSONS INC NT 7.25% 05/01/2013	101,613	104,000
LIBERTY MEDIA CORP 5.70% 05/15/2013	50,080	51,563
US STS STEEL CORP 5.65% 06/01/2013	50,183	51,188
SABINE PASS 7.50% 11/30/2016	94,100	100,500
QUEST COMMUNICATIONS INTL INC 7.50% 02/15/2014	100,675	100,378
RRI ENERGY INC 7.63% 06/15/2014	50,672	50,000
GOLDMAN SACHS 5.63% 01/15/2017	176,590	171,603
SUPERVALUE INC 7.50% 11/15/2014	101,296	101,750
KINDER MORGAN INC NOTES 5.15% 03/01/2015	197,450	204,000
NEXTEL COMMUNICATIONS 7.38% 08/01/2015	49,775	45,750
TESCOR CORP 6.63% 11/01/2015	251,416	254,375
QUICKSILVER RES IN 7.13% 04/01/2016	48,800	49,750
LEUCADIA NATL CORP 7.13% 03/15/2017	50,321	50,313
PLAINS EXPLORATION PRODUCTION 7.00% 03/15/2017	99,975	103,500
CIMAREX ENERGY CO 7.13% 05/01/2017	103,788	104,250
CONSTELLATION BRANDS INC 7.25% 05/15/2017	41,364	44,000
TESORO CORP 6.50% 06/01/2017	301,221	307,500
US STEEL CORP 6.05% 06/01/2017	48,550	47,750
DILLARDS INC 7.13% 08/01/2018	49,425	50,313
EXCO RESOURCES INC 7.50% 09/15/2018	48,800	47,250
US WEST CAPITAL FUNDING 6.50% 11/15/2018	49,132	49,352
BOEING CAPITAL CORP 6.50% 02/15/2012	30,858	30,226
TARGET CORP 5.88% 03/01/2012	51,543	50,420
JOHN DEERE CAPITAL CORP 7.00% 03/15/2012	31,123	30,408
COSTCO WHOLESALE 5.30% 03/15/2012	30,824	30,278
AOL TIME WARNER INC 6.88% 05/01/2012	31,272	30,600
TEVA PHARMACEUTICAL 1.50% 06/15/2012	55,396	55,208
ANHEUSER BUSCH 3.00% 10/15/2012	51,348	50,783
ABBOTT LABORATORIES 5.15% 11/30/2012	53,014	52,100
VIRGINIA ELECTRIC POWER 5.10% 11/30/2012	52,778	51,935
PRUDENTIAL FINANCIAL INC 2.75% 01/14/2013	50,920	50,431
AT T INC 4.95% 01/15/2013	52,646	52,111
AVERY DENNISON CORP 4.88% 01/15/2013	210,985	206,424
BERKSHIRE HATHWAY INC 4.50% 01/15/2013	52,689	51,999
UNITED PARCEL SERVICE 4.50% 01/15/2013	52,921	52,059
DIAEGO CAPITAL PLC 5.20% 01/30/2013	53,303	52,360
GENERAL ELECTRIC COMPANY 5.00% 02/01/2013	52,818	52,105
MERCK AND COMPANY 4.38% 02/15/2013	53,036	52,149
ONTARIO PROV CANADA 4.38% 02/15/2013	42,102	41,602
HONEYWELL INTL INC 4.25% 03/01/2013	42,356	41,730
ORACLE SYSTEMS CORP 4.95% 04/15/2013	42,680	42,242
WALMART STORES INC 4.55% 05/01/2013	42,802	42,218
SARA LEE CORP 3.88% 06/15/2013	209,400	206,480
THOMPSON REUTERS CORP 5.95% 07/15/2013	43,450	42,620
WACHOVIA CORP 5.70% 08/01/2013	43,048	42,475
GENERAL MILLS INC 5.25% 08/15/2013	43,392	42,747
CITIGROUP INC 6.50% 08/19/2013	54,901	52,048
AMERICAN EXPRESS CRD 7.30% 08/20/2013	44,085	43,396
KRAFT FOODS INC 5.25% 10/01/2013	43,173	42,668
GOLDMAN SACHS GROUP INC 5.25% 10/15/2013	53,888	51,017
BP CAPITAL PLC 5.25% 11/07/2013	43,198	42,902
HOME DEPOT INC 5.25% 12/16/2013	54,712	54,296
VODAFONE GROUP PLC 5.00% 12/16/2013	43,241	42,920
AMERICAN INTL GROUP 3.65% 01/15/2014	204,405	194,238
COMCAST CORP 5.30% 01/15/2014	43,755	43,102
DUKE ENERGY CORP 6.30% 02/01/2014	61,652	60,680
HARTFORD FINANCIAL SVCS 4.75% 03/01/2014	106,043	102,359
PEPSICO INC 3.75% 03/01/2014	43,075	42,530
BL CAPITAL MARK 3.63% 05/08/2014	22,096	22,068
XEROX CORP 8.25% 05/15/2014	64,936	62,061
US BANCORP 4.20% 05/15/2014	43,233	42,824
POTASH CORP 5.25% 05/15/2014	44,261	43,900
BARRICK GOLD CORP 1.75% 05/30/2014	22,191	22,216
JEFFRIES GROUP INC 5.88% 06/08/2014	109,894	99,000
WATSON PHARMACEUTICALS 5.00% 08/15/2014	108,963	107,305
BHP BILLITON FIN USA LTD 1.13% 11/21/2014	22,084	22,052
BANK OF NEW YORK 3.10% 01/15/2015	42,407	41,721
ADOBE SYSTEMS INC 3.25% 02/01/2015	42,304	41,987
DOW CHEMICAL 5.90% 02/15/2015	55,895	55,635
HARTFORD FINANCIAL SERVICES 4.00% 03/30/2015	309,185	301,452
INTERNATIONAL PAPER 5.30% 04/01/2015	110,243	108,150
ARCELORMITTAL 3.75% 03/01/2016	200,977	189,857
WHIRLPOOL COMPANY 6.50% 06/15/2016	226,560	218,156
INTL BK RECON AND DEVELOP 2.00% 04/02/2012	50,494	50,229
FHLMC 4.50% 07/15/2013	70,108	69,133
FHLMC 4.88% 11/15/2013	71,319	70,413
FNMA 1.13% 06/27/2014	70,900	70,909

TY 2011 Other Assets Schedule

Name: CASTEX FOUNDATION

EIN: 76-0699169

Software ID: 11000218

Software Version: 2011.0.0

Description	Beginning of Year - Book Value	End of Year - Book Value	End of Year - Fair Market Value
ACCRUED INTEREST PURCHASED	192,995	181,016	181,016

TY 2011 Other Decreases Schedule

Name: CASTEX FOUNDATION

EIN: 76-0699169

Software ID: 11000218

Software Version: 2011.0.0

Description	Amount
NET ASSET ADJUSTMENT DECREASE	138,153

TY 2011 Other Professional Fees Schedule

Name: CASTEX FOUNDATION

EIN: 76-0699169

Software ID: 11000218

Software Version: 2011.0.0

Category	Amount	Net Investment Income	Adjusted Net Income	Disbursements for Charitable Purposes
UBS	11,018	11,018		

TY 2011 Taxes Schedule**Name:** CASTEX FOUNDATION**EIN:** 76-0699169**Software ID:** 11000218**Software Version:** 2011.0.0

Category	Amount	Net Investment Income	Adjusted Net Income	Disbursements for Charitable Purposes
Income tax	5,721	5,721	0	0