



See a Social Security Number? Say Something!
Report Privacy Problems to <https://public.resource.org/privacy>
Or call the IRS Identity Theft Hotline at 1-800-908-4490



**Return of Private Foundation
or Section 4947(a)(1) Nonexempt Charitable Trust
Treated as a Private Foundation**

2011

Department of the Treasury
Internal Revenue Service

Note. The foundation may be able to use a copy of this return to satisfy state reporting requirements.


For calendar year 2011 or tax year beginning

, and ending

Name of foundation THE CANSECO FOUNDATION		A Employer identification number 74-2802328
Number and street (or P O box number if mail is not delivered to street address) C/O JORGE CANSECO 601 ELIZABETH ROAD		B Telephone number 210-829-8359
City or town, state, and ZIP code SAN ANTONIO, TX 78209-6134		C If exemption application is pending, check here <input type="checkbox"/>
G Check all that apply: <input type="checkbox"/> Initial return <input type="checkbox"/> Initial return of a former public charity <input type="checkbox"/> Final return <input type="checkbox"/> Amended return <input type="checkbox"/> Address change <input type="checkbox"/> Name change		D 1 Foreign organizations, check here <input type="checkbox"/> 2. Foreign organizations meeting the 85% test, check here and attach computation <input type="checkbox"/>
H Check type of organization: <input checked="" type="checkbox"/> Section 501(c)(3) exempt private foundation <input type="checkbox"/> Section 4947(a)(1) nonexempt charitable trust <input type="checkbox"/> Other taxable private foundation		E If private foundation status was terminated under section 507(b)(1)(A), check here <input type="checkbox"/>
I Fair market value of all assets at end of year (from Part II, col (c), line 16) ▶ \$ 1,623,405. (Part I, column (d) must be on cash basis)	J Accounting method: <input checked="" type="checkbox"/> Cash <input type="checkbox"/> Accrual <input type="checkbox"/> Other (specify) _____	F If the foundation is in a 60-month termination under section 507(b)(1)(B), check here <input type="checkbox"/>

Part I Analysis of Revenue and Expenses <small>(The total of amounts in columns (b), (c), and (d) may not necessarily equal the amounts in column (a))</small>		(a) Revenue and expenses per books	(b) Net investment income	(c) Adjusted net income	(d) Disbursements for charitable purposes (cash basis only)
Revenue	1 Contributions, gifts, grants, etc., received			N/A	
	2 Check <input checked="" type="checkbox"/> if the foundation is not required to attach Sch B				
	3 Interest on savings and temporary cash investments	30.	30.		STATEMENT 1
	4 Dividends and interest from securities	46,984.	46,984.		STATEMENT 2
	5a Gross rents				
	b Net rental income or (loss)				
	6a Net gain or (loss) from sale of assets not on line 10	-65,412.			
	b Gross sales price for all assets on line 6a	1,945,265.			
	7 Capital gain net income (from Part IV, line 2)		0.		
	8 Net short-term capital gain				
	9 Income modifications				
	10a Gross sales less returns and allowances				
b Less Cost of goods sold					
c Gross profit or (loss)					
11 Other income					
12 Total Add lines 1 through 11	-18,398.	47,014.			
Operating and Administrative Expenses	13 Compensation of officers, directors, trustees, etc	0.	0.		0.
	14 Other employee salaries and wages				
	15 Pension plans, employee benefits				
	16a Legal fees				
	b Accounting fees STMT 3	1,410.	910.		500.
	c Other professional fees STMT 4	8,453.	8,453.		0.
	17 Interest				
	18 Taxes STMT 5	859.	236.		0.
	19 Depreciation and depletion				
	20 Occupancy				
	21 Travel, conferences, and meetings				
	22 Printing and publications				
23 Other expenses STMT 6	100.	100.		0.	
24 Total operating and administrative expenses. Add lines 13 through 23	10,822.	9,699.		500.	
25 Contributions, gifts, grants paid	100,000.			100,000.	
26 Total expenses and disbursements. Add lines 24 and 25	110,822.	9,699.		100,500.	
27 Subtract line 26 from line 12:					
a Excess of revenue over expenses and disbursements	-129,220.				
b Net investment income (if negative, enter -0-)		37,315.			
c Adjusted net income (if negative, enter -0-)			N/A		

SCANNED MAY 29 2012



11

Part II Balance Sheets		Attached schedules and amounts in the description column should be for end-of-year amounts only		Beginning of year	End of year	
				(a) Book Value	(b) Book Value	(c) Fair Market Value
Assets	1	Cash - non-interest-bearing				
	2	Savings and temporary cash investments		35,146.	60,793.	60,793.
	3	Accounts receivable ▶	603.			
		Less: allowance for doubtful accounts ▶			603.	
	4	Pledges receivable ▶				
		Less: allowance for doubtful accounts ▶				
	5	Grants receivable				
	6	Receivables due from officers, directors, trustees, and other disqualified persons				
	7	Other notes and loans receivable ▶				
		Less: allowance for doubtful accounts ▶				
	8	Inventories for sale or use				
	9	Prepaid expenses and deferred charges				
	10a	Investments - U.S. and state government obligations				
	b	Investments - corporate stock	STMT 7	316,221.	717,437.	647,388.
	c	Investments - corporate bonds				
11	Investments - land, buildings, and equipment: basis ▶					
	Less: accumulated depreciation ▶					
12	Investments - mortgage loans					
13	Investments - other	STMT 8	1,534,551.	977,865.	915,224.	
14	Land, buildings, and equipment: basis ▶					
	Less: accumulated depreciation ▶					
15	Other assets (describe ▶)					
16	Total assets (to be completed by all filers)		1,885,918.	1,756,698.	1,623,405.	
Liabilities	17	Accounts payable and accrued expenses				
	18	Grants payable				
	19	Deferred revenue				
	20	Loans from officers, directors, trustees, and other disqualified persons				
	21	Mortgages and other notes payable				
	22	Other liabilities (describe ▶)				
23	Total liabilities (add lines 17 through 22)		0.	0.		
Net Assets or Fund Balances	Foundations that follow SFAS 117, check here ▶ <input type="checkbox"/>					
	and complete lines 24 through 26 and lines 30 and 31.					
	24	Unrestricted				
	25	Temporarily restricted				
	26	Permanently restricted				
	Foundations that do not follow SFAS 117, check here ▶ <input checked="" type="checkbox"/>					
	and complete lines 27 through 31					
27	Capital stock, trust principal, or current funds		1,584,512.	1,584,512.		
28	Paid-in or capital surplus, or land, bldg., and equipment fund		0.	0.		
29	Retained earnings, accumulated income, endowment, or other funds		301,406.	172,186.		
30	Total net assets or fund balances		1,885,918.	1,756,698.		
31	Total liabilities and net assets/fund balances		1,885,918.	1,756,698.		

Part III Analysis of Changes in Net Assets or Fund Balances

1	Total net assets or fund balances at beginning of year - Part II, column (a), line 30 (must agree with end-of-year figure reported on prior year's return)	1	1,885,918.
2	Enter amount from Part I, line 27a	2	-129,220.
3	Other increases not included in line 2 (itemize) ▶	3	0.
4	Add lines 1, 2, and 3	4	1,756,698.
5	Decreases not included in line 2 (itemize) ▶	5	0.
6	Total net assets or fund balances at end of year (line 4 minus line 5) - Part II, column (b), line 30	6	1,756,698.

Part IV Capital Gains and Losses for Tax on Investment Income

(a) List and describe the kind(s) of property sold (e.g., real estate, 2-story brick warehouse; or common stock, 200 shs. MLC Co.)	(b) How acquired P - Purchase D - Donation	(c) Date acquired (mo., day, yr.)	(d) Date sold (mo., day, yr.)
1a RBC CAPITAL #313-52470 - SEE ATTACHED - ST	P	VARIOUS	VARIOUS
b RBC CAPITAL #313-52470 - SEE ATTACHED - LT	P	VARIOUS	VARIOUS
c SPDR GOLD TR GOLD SHS	P	VARIOUS	VARIOUS
d WASH SALE ADJUSTMENT - BANK OF AMERICA	P	VARIOUS	VARIOUS
e CAPITAL GAINS DIVIDENDS			

(e) Gross sales price	(f) Depreciation allowed (or allowable)	(g) Cost or other basis plus expense of sale	(h) Gain or (loss) (e) plus (f) minus (g)
a 212,014.		230,191.	-18,177.
b 1,726,421.		1,779,685.	-53,264.
c 13.			13.
d		801.	-801.
e 6,817.			6,817.

Complete only for assets showing gain in column (h) and owned by the foundation on 12/31/69

(i) F.M.V. as of 12/31/69	(j) Adjusted basis as of 12/31/69	(k) Excess of col. (i) over col. (j), if any	(l) Gains (Col. (h) gain minus col. (k), but not less than -0-) or Losses (from col. (h))
a			-18,177.
b			-53,264.
c			13.
d			-801.
e			6,817.

2 Capital gain net income or (net capital loss) { If gain, also enter in Part I, line 7 If (loss), enter -0- in Part I, line 7 }	2	-65,412.
3 Net short-term capital gain or (loss) as defined in sections 1222(5) and (6): If gain, also enter in Part I, line 8, column (c). If (loss), enter -0- in Part I, line 8	3	N/A

Part V Qualification Under Section 4940(e) for Reduced Tax on Net Investment Income

(For optional use by domestic private foundations subject to the section 4940(a) tax on net investment income.)

If section 4940(d)(2) applies, leave this part blank.

Was the foundation liable for the section 4942 tax on the distributable amount of any year in the base period?

Yes No

If "Yes," the foundation does not qualify under section 4940(e). Do not complete this part.

1 Enter the appropriate amount in each column for each year; see instructions before making any entries.

(a) Base period years Calendar year (or tax year beginning in)	(b) Adjusted qualifying distributions	(c) Net value of noncharitable-use assets	(d) Distribution ratio (col. (b) divided by col. (c))
2010	90,099.	1,732,227.	.052013
2009	93,045.	1,570,001.	.059264
2008	105,903.	1,876,340.	.056441
2007	103,600.	2,184,496.	.047425
2006	95,500.	2,088,018.	.045737

2 Total of line 1, column (d)	2	.260880
3 Average distribution ratio for the 5-year base period - divide the total on line 2 by 5, or by the number of years the foundation has been in existence if less than 5 years	3	.052176
4 Enter the net value of noncharitable-use assets for 2011 from Part X, line 5	4	1,699,302.
5 Multiply line 4 by line 3	5	88,663.
6 Enter 1% of net investment income (1% of Part I, line 27b)	6	373.
7 Add lines 5 and 6	7	89,036.
8 Enter qualifying distributions from Part XII, line 4	8	100,500.

If line 8 is equal to or greater than line 7, check the box in Part VI, line 1b, and complete that part using a 1% tax rate. See the Part VI instructions.

Part VI Excise Tax Based on Investment Income (Section 4940(a), 4940(b), 4940(e), or 4948 - see instructions)

1a	Exempt operating foundations described in section 4940(d)(2), check here <input type="checkbox"/> and enter "N/A" on line 1. Date of ruling or determination letter: _____ (attach copy of letter if necessary-see instructions)		
b	Domestic foundations that meet the section 4940(e) requirements in Part V, check here <input checked="" type="checkbox"/> and enter 1% of Part I, line 27b	1	373.
c	All other domestic foundations enter 2% of line 27b. Exempt foreign organizations enter 4% of Part I, line 12, col. (b).		
2	Tax under section 511 (domestic section 4947(a)(1) trusts and taxable foundations only. Others enter -0-)	2	0.
3	Add lines 1 and 2	3	373.
4	Subtitle A (income) tax (domestic section 4947(a)(1) trusts and taxable foundations only. Others enter -0-)	4	0.
5	Tax based on investment income. Subtract line 4 from line 3. If zero or less, enter -0-	5	373.
6	Credits/Payments:		
a	2011 estimated tax payments and 2010 overpayment credited to 2011	6a	361.
b	Exempt foreign organizations - tax withheld at source	6b	
c	Tax paid with application for extension of time to file (Form 8868)	6c	
d	Backup withholding erroneously withheld	6d	
7	Total credits and payments. Add lines 6a through 6d	7	361.
8	Enter any penalty for underpayment of estimated tax. Check here <input type="checkbox"/> if Form 2220 is attached	8	
9	Tax due If the total of lines 5 and 8 is more than line 7, enter amount owed	9	12.
10	Overpayment If line 7 is more than the total of lines 5 and 8, enter the amount overpaid	10	
11	Enter the amount of line 10 to be: Credited to 2012 estimated tax <input type="checkbox"/> Refunded <input checked="" type="checkbox"/>	11	

Part VII-A Statements Regarding Activities

	Yes	No
1a		X
1b		X
1c		X
2		X
3		X
4a		X
4b		
5		X
6	X	
7	X	
8a		
8b	X	
9		X
10		X

Part VII-A Statements Regarding Activities (continued)

11	At any time during the year, did the foundation, directly or indirectly, own a controlled entity within the meaning of section 512(b)(13)? If "Yes," attach schedule (see instructions)	11		X
12	Did the foundation make a distribution to a donor advised fund over which the foundation or a disqualified person had advisory privileges? If "Yes," attach statement (see instructions)	12		X
13	Did the foundation comply with the public inspection requirements for its annual returns and exemption application? Website address ► <u>CANSECOFOUNDATION.COM</u>	13	X	
14	The books are in care of ► <u>JORGE E. CANSECO</u> Telephone no. ► <u>210-829-8359</u> Located at ► <u>601 ELIZABETH ROAD, SAN ANTONIO, TX</u> ZIP+4 ► <u>78209-6134</u>			
15	Section 4947(a)(1) nonexempt charitable trusts filing Form 990-PF in lieu of Form 1041 - Check here and enter the amount of tax-exempt interest received or accrued during the year	15		N/A
16	At any time during calendar year 2011, did the foundation have an interest in or a signature or other authority over a bank, securities, or other financial account in a foreign country? See the instructions for exceptions and filing requirements for Form TD F 90-22.1. If "Yes," enter the name of the foreign country ►	16		X

Part VII-B Statements Regarding Activities for Which Form 4720 May Be Required

File Form 4720 if any item is checked in the "Yes" column, unless an exception applies.

		Yes	No
1a	During the year did the foundation (either directly or indirectly):		
(1)	Engage in the sale or exchange, or leasing of property with a disqualified person? <input type="checkbox"/> Yes <input checked="" type="checkbox"/> No		
(2)	Borrow money from, lend money to, or otherwise extend credit to (or accept it from) a disqualified person? <input type="checkbox"/> Yes <input checked="" type="checkbox"/> No		
(3)	Furnish goods, services, or facilities to (or accept them from) a disqualified person? <input type="checkbox"/> Yes <input checked="" type="checkbox"/> No		
(4)	Pay compensation to, or pay or reimburse the expenses of, a disqualified person? <input type="checkbox"/> Yes <input checked="" type="checkbox"/> No		
(5)	Transfer any income or assets to a disqualified person (or make any of either available for the benefit or use of a disqualified person)? <input type="checkbox"/> Yes <input checked="" type="checkbox"/> No		
(6)	Agree to pay money or property to a government official? (Exception. Check "No" if the foundation agreed to make a grant to or to employ the official for a period after termination of government service, if terminating within 90 days.) <input type="checkbox"/> Yes <input checked="" type="checkbox"/> No		
b	If any answer is "Yes" to 1a(1)-(6), did any of the acts fail to qualify under the exceptions described in Regulations section 53.4941(d)-3 or in a current notice regarding disaster assistance (see instructions)? Organizations relying on a current notice regarding disaster assistance check here <input type="checkbox"/> N/A	1b	
c	Did the foundation engage in a prior year in any of the acts described in 1a, other than excepted acts, that were not corrected before the first day of the tax year beginning in 2011?	1c	X
2	Taxes on failure to distribute income (section 4942) (does not apply for years the foundation was a private operating foundation defined in section 4942(j)(3) or 4942(j)(5)).		
a	At the end of tax year 2011, did the foundation have any undistributed income (lines 6d and 6e, Part XIII) for tax year(s) beginning before 2011? <input type="checkbox"/> Yes <input checked="" type="checkbox"/> No If "Yes," list the years ► _____, _____, _____, _____		
b	Are there any years listed in 2a for which the foundation is not applying the provisions of section 4942(a)(2) (relating to incorrect valuation of assets) to the year's undistributed income? (If applying section 4942(a)(2) to all years listed, answer "No" and attach statement - see instructions.) <input type="checkbox"/> Yes <input checked="" type="checkbox"/> No	2b	
c	If the provisions of section 4942(a)(2) are being applied to any of the years listed in 2a, list the years here. <input type="checkbox"/> Yes <input checked="" type="checkbox"/> No ► _____, _____, _____, _____		
3a	Did the foundation hold more than a 2% direct or indirect interest in any business enterprise at any time during the year? <input type="checkbox"/> Yes <input checked="" type="checkbox"/> No		
b	If "Yes," did it have excess business holdings in 2011 as a result of (1) any purchase by the foundation or disqualified persons after May 26, 1969; (2) the lapse of the 5-year period (or longer period approved by the Commissioner under section 4943(c)(7)) to dispose of holdings acquired by gift or bequest; or (3) the lapse of the 10-, 15-, or 20-year first phase holding period? (Use Schedule C, Form 4720, to determine if the foundation had excess business holdings in 2011.) <input type="checkbox"/> Yes <input checked="" type="checkbox"/> No	3b	
4a	Did the foundation invest during the year any amount in a manner that would jeopardize its charitable purposes?	4a	X
b	Did the foundation make any investment in a prior year (but after December 31, 1969) that could jeopardize its charitable purpose that had not been removed from jeopardy before the first day of the tax year beginning in 2011?	4b	X

Part VII-B Statements Regarding Activities for Which Form 4720 May Be Required (continued)

5a During the year did the foundation pay or incur any amount to:

(1) Carry on propaganda, or otherwise attempt to influence legislation (section 4945(e))? Yes No

(2) Influence the outcome of any specific public election (see section 4955); or to carry on, directly or indirectly, any voter registration drive? Yes No

(3) Provide a grant to an individual for travel, study, or other similar purposes? Yes No

(4) Provide a grant to an organization other than a charitable, etc., organization described in section 509(a)(1), (2), or (3), or section 4940(d)(2)? Yes No

(5) Provide for any purpose other than religious, charitable, scientific, literary, or educational purposes, or for the prevention of cruelty to children or animals? Yes No

b If any answer is "Yes" to 5a(1)-(5), did any of the transactions fail to qualify under the exceptions described in Regulations section 53.4945 or in a current notice regarding disaster assistance (see instructions)? Yes No
 Organizations relying on a current notice regarding disaster assistance check here N/A

c If the answer is "Yes" to question 5a(4), does the foundation claim exemption from the tax because it maintained expenditure responsibility for the grant? Yes No
 If "Yes," attach the statement required by Regulations section 53.4945-5(d) N/A

6a Did the foundation, during the year, receive any funds, directly or indirectly, to pay premiums on a personal benefit contract? Yes No

b Did the foundation, during the year, pay premiums, directly or indirectly, on a personal benefit contract? Yes No
 If "Yes" to 6b, file Form 8870

7a At any time during the tax year, was the foundation a party to a prohibited tax shelter transaction? Yes No

b If "Yes," did the foundation receive any proceeds or have any net income attributable to the transaction? Yes No

Part VIII Information About Officers, Directors, Trustees, Foundation Managers, Highly Paid Employees, and Contractors

1 List all officers, directors, trustees, foundation managers and their compensation.

(a) Name and address	(b) Title, and average hours per week devoted to position	(c) Compensation (if not paid, enter -0-)	(d) Contributions to employee benefit plans and deferred compensation	(e) Expense account, other allowances
SEE STATEMENT 9		0.	0.	0.

2 Compensation of five highest-paid employees (other than those included on line 1). If none, enter "NONE."

(a) Name and address of each employee paid more than \$50,000	(b) Title, and average hours per week devoted to position	(c) Compensation	(d) Contributions to employee benefit plans and deferred compensation	(e) Expense account, other allowances
NONE				

Total number of other employees paid over \$50,000 ▶ 0

Part VIII Information About Officers, Directors, Trustees, Foundation Managers, Highly Paid Employees, and Contractors (continued)

3 Five highest-paid independent contractors for professional services. If none, enter "NONE."

(a) Name and address of each person paid more than \$50,000	(b) Type of service	(c) Compensation
NONE		

Total number of others receiving over \$50,000 for professional services ▶ 0

Part IX-A Summary of Direct Charitable Activities

List the foundation's four largest direct charitable activities during the tax year. Include relevant statistical information such as the number of organizations and other beneficiaries served, conferences convened, research papers produced, etc.	Expenses
1 N/A	
2	
3	
4	

Part IX-B Summary of Program-Related Investments

Describe the two largest program-related investments made by the foundation during the tax year on lines 1 and 2.	Amount
1 N/A	
2	
All other program-related investments. See instructions.	
3	
Total. Add lines 1 through 3 ▶	0.

Part X Minimum Investment Return (All domestic foundations must complete this part. Foreign foundations, see instructions.)

1	Fair market value of assets not used (or held for use) directly in carrying out charitable, etc., purposes:		
a	Average monthly fair market value of securities	1a	1,683,764.
b	Average of monthly cash balances	1b	41,416.
c	Fair market value of all other assets	1c	
d	Total (add lines 1a, b, and c)	1d	1,725,180.
e	Reduction claimed for blockage or other factors reported on lines 1a and 1c (attach detailed explanation)	1e	0.
2	Acquisition indebtedness applicable to line 1 assets	2	0.
3	Subtract line 2 from line 1d	3	1,725,180.
4	Cash deemed held for charitable activities. Enter 1 1/2% of line 3 (for greater amount, see instructions)	4	25,878.
5	Net value of noncharitable-use assets. Subtract line 4 from line 3. Enter here and on Part V, line 4	5	1,699,302.
6	Minimum investment return. Enter 5% of line 5	6	84,965.

Part XI Distributable Amount (see instructions) (Section 4942(j)(3) and (j)(5) private operating foundations and certain foreign organizations check here and do not complete this part.)

1	Minimum investment return from Part X, line 6	1	84,965.
2a	Tax on investment income for 2011 from Part VI, line 5	2a	373.
b	Income tax for 2011. (This does not include the tax from Part VI.)	2b	
c	Add lines 2a and 2b	2c	373.
3	Distributable amount before adjustments. Subtract line 2c from line 1	3	84,592.
4	Recoveries of amounts treated as qualifying distributions	4	0.
5	Add lines 3 and 4	5	84,592.
6	Deduction from distributable amount (see instructions)	6	0.
7	Distributable amount as adjusted. Subtract line 6 from line 5. Enter here and on Part XIII, line 1	7	84,592.

Part XII Qualifying Distributions (see instructions)

1	Amounts paid (including administrative expenses) to accomplish charitable, etc., purposes:		
a	Expenses, contributions, gifts, etc. - total from Part I, column (d), line 26	1a	100,500.
b	Program-related investments - total from Part IX-B	1b	0.
2	Amounts paid to acquire assets used (or held for use) directly in carrying out charitable, etc., purposes	2	
3	Amounts set aside for specific charitable projects that satisfy the:		
a	Suitability test (prior IRS approval required)	3a	
b	Cash distribution test (attach the required schedule)	3b	
4	Qualifying distributions. Add lines 1a through 3b. Enter here and on Part V, line 8, and Part XIII, line 4	4	100,500.
5	Foundations that qualify under section 4940(e) for the reduced rate of tax on net investment income. Enter 1% of Part I, line 27b	5	373.
6	Adjusted qualifying distributions. Subtract line 5 from line 4	6	100,127.

Note. The amount on line 6 will be used in Part V, column (b), in subsequent years when calculating whether the foundation qualifies for the section 4940(e) reduction of tax in those years.

Part XIII Undistributed Income (see instructions)

	(a) Corpus	(b) Years prior to 2010	(c) 2010	(d) 2011
1 Distributable amount for 2011 from Part XI, line 7				84,592.
2 Undistributed income, if any, as of the end of 2011				
a Enter amount for 2010 only			72,515.	
b Total for prior years:		0.		
3 Excess distributions carryover, if any, to 2011:				
a From 2006				
b From 2007				
c From 2008				
d From 2009				
e From 2010				
f Total of lines 3a through e	0.			
4 Qualifying distributions for 2011 from Part XII, line 4: ▶ \$ 100,500.				
a Applied to 2010, but not more than line 2a			72,515.	
b Applied to undistributed income of prior years (Election required - see instructions)		0.		
c Treated as distributions out of corpus (Election required - see instructions)	0.			
d Applied to 2011 distributable amount				27,985.
e Remaining amount distributed out of corpus	0.			
5 Excess distributions carryover applied to 2011 (If an amount appears in column (d), the same amount must be shown in column (a))	0.			0.
6 Enter the net total of each column as indicated below:	0.			
a Corpus Add lines 3f, 4c, and 4e Subtract line 5	0.			
b Prior years' undistributed income. Subtract line 4b from line 2b		0.		
c Enter the amount of prior years' undistributed income for which a notice of deficiency has been issued, or on which the section 4942(a) tax has been previously assessed		0.		
d Subtract line 6c from line 6b. Taxable amount - see instructions		0.		
e Undistributed income for 2010. Subtract line 4a from line 2a. Taxable amount - see instr.			0.	
f Undistributed income for 2011. Subtract lines 4d and 5 from line 1. This amount must be distributed in 2012				56,607.
7 Amounts treated as distributions out of corpus to satisfy requirements imposed by section 170(b)(1)(F) or 4942(g)(3)	0.			
8 Excess distributions carryover from 2006 not applied on line 5 or line 7	0.			
9 Excess distributions carryover to 2012. Subtract lines 7 and 8 from line 6a	0.			
10 Analysis of line 9:				
a Excess from 2007				
b Excess from 2008				
c Excess from 2009				
d Excess from 2010				
e Excess from 2011				

Part XIV Private Operating Foundations (see instructions and Part VII-A, question 9) N/A

1 a If the foundation has received a ruling or determination letter that it is a private operating foundation, and the ruling is effective for 2011, enter the date of the ruling ▶
 b Check box to indicate whether the foundation is a private operating foundation described in section 4942(j)(3) or 4942(j)(5)

	Tax year				(e) Total
	(a) 2011	(b) 2010	Prior 3 years		
			(c) 2009	(d) 2008	
2 a Enter the lesser of the adjusted net income from Part I or the minimum investment return from Part X for each year listed					
b 85% of line 2a					
c Qualifying distributions from Part XII, line 4 for each year listed					
d Amounts included in line 2c not used directly for active conduct of exempt activities					
e Qualifying distributions made directly for active conduct of exempt activities. Subtract line 2d from line 2c					
3 Complete 3a, b, or c for the alternative test relied upon:					
a "Assets" alternative test - enter:					
(1) Value of all assets					
(2) Value of assets qualifying under section 4942(j)(3)(B)(i)					
b "Endowment" alternative test - enter 2/3 of minimum investment return shown in Part X, line 6 for each year listed					
c "Support" alternative test - enter:					
(1) Total support other than gross investment income (interest, dividends, rents, payments on securities loans (section 512(a)(5)), or royalties)					
(2) Support from general public and 5 or more exempt organizations as provided in section 4942(j)(3)(B)(iii)					
(3) Largest amount of support from an exempt organization					
(4) Gross investment income					

Part XV Supplementary Information (Complete this part only if the foundation had \$5,000 or more in assets at any time during the year-see instructions.)

1 **Information Regarding Foundation Managers:**
 a List any managers of the foundation who have contributed more than 2% of the total contributions received by the foundation before the close of any tax year (but only if they have contributed more than \$5,000). (See section 507(d)(2).)
NONE

b List any managers of the foundation who own 10% or more of the stock of a corporation (or an equally large portion of the ownership of a partnership or other entity) of which the foundation has a 10% or greater interest.
NONE

2 **Information Regarding Contribution, Grant, Gift, Loan, Scholarship, etc., Programs:**
 Check here if the foundation only makes contributions to preselected charitable organizations and does not accept unsolicited requests for funds. If the foundation makes gifts, grants, etc. (see instructions) to individuals or organizations under other conditions, complete items 2a, b, c, and d.

a The name, address, and telephone number of the person to whom applications should be addressed:
**JORGE E. CANSECO, 210-829-8359
 601 ELIZABETH RD, SAN ANTONIO, TX 782096134**

b The form in which applications should be submitted and information and materials they should include:
SEE "GRANT APPLICATION FORM" ATTACHED

c Any submission deadlines:
THE DEADLINE FOR APPLICATION IS APRIL 30TH OF EACH YEAR

d Any restrictions or limitations on awards, such as by geographical areas, charitable fields, kinds of institutions, or other factors:
PRIMARILY FOCUSED ON EDUCATION PROGRAMS LOCATED IN THE LAREDO, WEBB COUNTY, TEXAS AREA (SEE "GRANT GUIDELINES" ATTACHED)

Part XV Supplementary Information (continued)

3 Grants and Contributions Paid During the Year or Approved for Future Payment				
Recipient	If recipient is an individual, show any relationship to any foundation manager or substantial contributor	Foundation status of recipient	Purpose of grant or contribution	Amount
Name and address (home or business)				
a Paid during the year				
MERCY MINISTRIES - CASA DE MISERICORDIA P.O. BOX 430175 LAREDO, TX 78043	N/A	PUBLIC	CHILDREN'S ADVOCATE	15,000.
MERCY MINISTRIES OF LAREDO P.O. BOX 430169 LAREDO, TX 78043	N/A	PUBLIC	SPECIALTY CARE AND SURGICAL ASSISTANCE	25,000.
TEXAS A&M INTNL UNIVERSITY 5201 UNIVERSITY BLVD LAREDO, TX 78041	N/A	PUBLIC	CANSECO MEMORIAL NURSING SCHOLARSHIP FUND	40,000.
UNIVERSITY OF TEXAS HEALTH SCIENCE CENTER 7703 FLOYD CURL DRIVE SAN ANTONIO, TX 78229	N/A	PUBLIC	PRESIDENT'S ENDOWED SCHOLARSHIP IN ORAL HEALTH	20,000.
Total				▶ 3a 100,000.
b Approved for future payment				
NONE				
Total				▶ 3b 0.

FORM 990-PF INTEREST ON SAVINGS AND TEMPORARY CASH INVESTMENTS STATEMENT 1

SOURCE	AMOUNT
FROST NATIONAL BANK	3.
GOLDMAN SACHS & CO	19.
RBC CAPITAL MARKETS, LLC	8.
TOTAL TO FORM 990-PF, PART I, LINE 3, COLUMN A	30.

FORM 990-PF DIVIDENDS AND INTEREST FROM SECURITIES STATEMENT 2

SOURCE	GROSS AMOUNT	CAPITAL GAINS DIVIDENDS	COLUMN (A) AMOUNT
GOLDMAN SACHS & CO.	19,222.	0.	19,222.
RBC CAPITAL MARKETS, LLC	34,579.	6,817.	27,762.
TOTAL TO FM 990-PF, PART I, LN 4	53,801.	6,817.	46,984.

FORM 990-PF ACCOUNTING FEES STATEMENT 3

DESCRIPTION	(A) EXPENSES PER BOOKS	(B) NET INVESTMENT INCOME	(C) ADJUSTED NET INCOME	(D) CHARITABLE PURPOSES
LANGE, POTEET & CO FOR PREPARATION OF FORM 990-PF	500.	0.		500.
LANGE, POTEET & CO FOR BOOKKEEPING SERVICES	910.	910.		0.
TO FORM 990-PF, PG 1, LN 16B	1,410.	910.		500.

FORM 990-PF **OTHER PROFESSIONAL FEES** **STATEMENT** **4**

DESCRIPTION	(A) EXPENSES PER BOOKS	(B) NET INVEST- MENT INCOME	(C) ADJUSTED NET INCOME	(D) CHARITABLE PURPOSES
GOLDMAN SACHS & CO FOR CONSULTING RE: INVESTMENTS	1,500.	1,500.		0.
RBC CAPITAL MKTS, LLC FOR CONSULTING RE:INVESTMENTS	6,953.	6,953.		0.
TO FORM 990-PF, PG 1, LN 16C	8,453.	8,453.		0.

FORM 990-PF **TAXES** **STATEMENT** **5**

DESCRIPTION	(A) EXPENSES PER BOOKS	(B) NET INVEST- MENT INCOME	(C) ADJUSTED NET INCOME	(D) CHARITABLE PURPOSES
2011 ESTIMATED EXCISE TAX FORM 990-PF	361.	0.		0.
FOREIGN TAXES	236.	236.		0.
2010 EXCISE TAX PAID FORM 990-PF	262.	0.		0.
TO FORM 990-PF, PG 1, LN 18	859.	236.		0.

FORM 990-PF **OTHER EXPENSES** **STATEMENT** **6**

DESCRIPTION	(A) EXPENSES PER BOOKS	(B) NET INVEST- MENT INCOME	(C) ADJUSTED NET INCOME	(D) CHARITABLE PURPOSES
BANK CHARGES	100.	100.		0.
TO FORM 990-PF, PG 1, LN 23	100.	100.		0.

FORM 990-PF	CORPORATE STOCK	STATEMENT	7
-------------	-----------------	-----------	---

DESCRIPTION	BOOK VALUE	FAIR MARKET VALUE
US EQUITIES - SEE DETAIL	486,159.	457,924.
INTERNATIONAL EQUITIES - SEE DETAIL	231,278.	189,464.
TOTAL TO FORM 990-PF, PART II, LINE 10B	717,437.	647,388.

FORM 990-PF	OTHER INVESTMENTS	STATEMENT	8
-------------	-------------------	-----------	---

DESCRIPTION	VALUATION METHOD	BOOK VALUE	FAIR MARKET VALUE
TAXABLE FIXED INCOME - SEE DETAIL	COST	517,455.	505,049.
MIXED ASSETS - SEE DETAIL	COST	240,870.	217,523.
OTHER ASSETS - SEE DETAIL	COST	219,540.	192,652.
TOTAL TO FORM 990-PF, PART II, LINE 13		977,865.	915,224.



ASSET DETAIL

The Estimated Annualized Income ("EAI") for certain securities could include a return of principal or capital gains, in which case EAI depicted on this account statement would be overstated. EAI is only an estimate of income generated by the investment and the actual income may be higher or lower. In the event the investment matures, is sold or called, the full EAI may not be realized.

* The Unrealized Gain/Loss may not reflect your investments' total return. Specifically, the net cost may include dividend and capital gains distributions which have been reinvested. Additionally, the information that appears in these columns may be based on information provided by you or at your direction. NIX* has not verified such data. Please see "About Your Statement" on page 2 for further information.

Your Financial Advisor has elected to display Asset Detail with the following options: asset (in Chases (tax lots) consolidated)

RBC BANK DEPOSIT PROGRAM

Deposits in the NIX* Bank Deposit Program, with the exception of amounts classified as "Pending Deposits," are held by the Program Banks, not NIX* Capital Markets. They are not covered by SIPC. Balances classified as "Pending Deposits" are scheduled to be deposited in the Program Banks on the business day following the statement date, and thus, these deposits are covered by SIPC, until such time as they are deposited in the Program Banks. Deposit information is included on this statement solely as a service to our clients. All balance and transaction information is provided by the Program Banks. NIX* Capital Markets is not responsible for the accuracy of this information. Deposits are insured by the Federal Deposit Insurance Corporation (FDIC) up to \$250,000 per depositor at each bank, subject to certain limitations. **This means that your funds in excess of \$250,000 in the same insurable capacity at any single Program Bank are not insured.** NIX* insurance coverage amounts are subject to the combined total of all deposits at a specific Program Bank including deposits held by the Program Bank outside of this account. Please refer to the NIX* Bank Deposit Program Disclosure Statement and our website at www.nixinvest.com for more details, including the current aggregate FDIC deposit insurance amount available through the Program. For questions concerning bank balances, please contact your Financial Advisor.

DESCRIPTION	BANK BALANCE	CURRENT BALANCE	PREVIOUS STATEMENT BALANCE	YTD INCOME
RBC BANK DEPOSIT PROGRAM		\$54,518.60	\$43,554.15	\$8.29
DEPOSITS ARE HELD AT				
RBC Bank (USA)	\$54,518.60			\$8.29
TOTAL RBC BANK DEPOSIT PROGRAM		\$54,518.60		\$8.29
CASH AND MONEY MARKET				
DESCRIPTION	MARKET PRICE	CURRENT MARKET VALUE	PREVIOUS STATEMENT MARKET VALUE	YTD INCOME
CASH		\$1,669.68		
TOTAL CASH AND MONEY MARKET		\$1,669.68		
US EQUITIES				
DESCRIPTION	MARKET PRICE	MARKET VALUE	NET COST *	UNREALIZED GAIN/LOSS *
ACTIVISION BLIZZARD INC	\$12.320	\$1,503.04	\$1,444.36	\$58.68
ADVISORS INNER CIRCLE	\$13.840	\$57,932.90	\$67,225.60	-\$9,292.70
CHAMPLAIN SMALL CO FD				
AECOM TECHNOLOGY CORPORATION	\$20.570	\$1,234.20	\$1,626.30	-\$392.10
ALLSTATE CORP	\$27.410	\$2,192.80	\$2,467.08	-\$274.28
AMERICAN EXPRESS COMPANY	\$47.170	\$13,018.92	\$15,527.59	-\$2,508.67
AMERISOURCEBERGEN CORP	\$37.190	\$4,499.99	\$5,081.82	-\$581.83
				ESTIMATED ANNUALIZED INCOME
				\$20.13



RBC TOTAL PORTFOLIO ACCOUNT STATEMENT

DECEMBER 1, 2011 - DECEMBER 31, 2011

DUPLICATE COPY

RBC Wealth Management



A division of RBC Capital Markets, LLC, Member NYSE/FINRA/SIPC


US EQUITIES
(continued)

DESCRIPTION	SYMBOL/CUSIP	QUANTITY	MARKET PRICE	MARKET VALUE	NET COST *	UNREALIZED GAIN/LOSS *	ESTIMATED ANNUALIZED INCOME
ANALOG DEVICES INC	ADI	74,000	\$35.780	\$2,647.72	\$2,965.18	-\$317.46	\$74.00
ANNALY CAPITAL MANAGEMENT INC	NLY	140,000	\$15.960	\$2,234.40	\$2,550.59	-\$316.19	\$319.20
APACHE CORP	APA	51,000	\$90.580	\$4,619.58	\$6,312.27	-\$1,692.69	\$30.60
APPLE INC	AAPL	40,000	\$405.000	\$16,200.00	\$13,706.82	\$2,493.18	
AT&T INC	T	181,000	\$30.240	\$5,473.44	\$5,728.65	-\$255.21	\$318.56
AVERY DENNISON CORP	AVY	49,000	\$28.680	\$1,405.32	\$1,925.01	-\$519.69	\$49.00
BABCOCK & WILCOX CO NEW	BWC	99,000	\$24.140	\$2,389.86	\$2,748.98	-\$359.12	
BANK NEW YORK MELLON CORP	BK	131,000	\$19.910	\$2,608.21	\$4,789.47	-\$2,181.26	\$68.12
BAXTER INTERNATIONAL INC	BAX	80,000	\$49.480	\$3,958.40	\$4,804.00	-\$845.60	\$107.20
BEAM INC	BEAM	47,000	\$51.230	\$2,407.81	\$2,378.93	\$28.88	\$35.72
BERKSHIRE HATHAWAY INC DEL CL B NEW	BRKB	158,000	\$76.300	\$12,055.40	\$12,309.54	-\$254.14	
BORG WARNER AUTOMOTIVE INC	BWA	40,000	\$63.740	\$2,549.60	\$2,491.56	\$58.04	
BOSTON SCIENTIFIC CORP	BSX	190,000	\$5.340	\$1,014.60	\$1,350.90	-\$336.30	
BROADRIDGE FINANCIAL SOLUTIONS INC	BR	108,000	\$22.550	\$2,435.40	\$2,633.04	-\$197.64	\$69.12
CABLEVISION SYSTEMS CORP-CL A CABLEVISION NY GROUP COM	CVC	148,000	\$14.220	\$2,104.56	\$3,544.32	-\$1,439.76	\$88.80
CHEVRON CORPORATION	CVX	66,000	\$106.400	\$7,022.40	\$6,856.74	\$165.66	\$213.84
CHUBB CORP	CB	44,000	\$69.220	\$3,045.68	\$2,767.16	\$278.52	\$68.64
CLOROX CO	CLX	28,000	\$66.560	\$1,863.68	\$1,909.04	-\$45.36	\$67.20
COGNIZANT TECHNOLOGY SOLUTIONS CORP-CL A	CTSH	104,000	\$64.310	\$6,688.24	\$7,002.98	-\$314.74	
CONOCOPHILLIPS	COP	64,000	\$72.870	\$4,663.68	\$4,847.36	-\$183.68	\$168.96
CONSOLIDATED EDISON INC	ED	27,000	\$62.030	\$1,674.81	\$1,457.73	\$217.08	\$64.80
CONSTELLATION ENERGY GROUP INC	CEG	65,000	\$39.670	\$2,578.55	\$2,482.43	\$96.12	\$62.40
COVANCE INC	CVD	40,000	\$45.720	\$1,828.80	\$2,408.00	-\$579.20	
CUMMINS INC	CVI	80,000	\$88.020	\$7,041.60	\$8,277.32	-\$1,235.72	\$128.00
DOVER CORP	DOV	76,000	\$58.050	\$4,411.80	\$5,256.16	-\$844.36	\$95.76
EBAY INC	EBAY	88,000	\$30.330	\$2,669.04	\$2,878.40	-\$209.36	
EL PASO CORPORATION	EP	69,000	\$26.570	\$1,833.33	\$1,253.39	\$579.94	\$2.76
EMC CORP-MASS	EMC	449,000	\$21.540	\$9,671.46	\$11,593.54	-\$1,922.08	

POTEET & CO
ATTN JOHN POTEET CPA



DESCRIPTION	SYMBOL/CUSIP	QUANTITY	MARKET PRICE	MARKET VALUE	NET COST *	UNREALIZED GAIN/LOSS *	ESTIMATED ANNUALIZED INCOME
US EQUITIES (continued)							
EMERSON ELECTRIC CO	EMR	61,000	\$46.590	\$2,841.99	\$3,482.49	-\$640.50	\$97.60
ENTERGY CORP NEW	ETR	24,000	\$73.050	\$1,753.20	\$1,639.68	\$113.52	\$79.68
EXPEDITORS INTERNATIONAL OF WASHINGTON INC	EXPD	92,000	\$40.960	\$3,768.32	\$3,775.32	-\$7.00	\$46.00
EXPRESS SCRIPTS INC COMMON	ESRX	277,000	\$44.690	\$12,379.13	\$13,373.80	-\$994.67	
FIRST AMERICAN FINANCIAL CORPORATION	FAF	128,000	\$12.670	\$1,621.76	\$2,029.89	-\$408.13	\$30.72
FREEMPORT MCMORAN COPPER & GOLD INC	FCX	143,000	\$36.790	\$5,260.97	\$6,589.91	-\$1,328.94	\$143.00
GENERAL ELECTRIC CO	GE	368,000	\$17.910	\$6,590.88	\$11,392.02	-\$4,801.14	\$250.24
GENUINE PARTS CO	GPC	42,000	\$61.200	\$2,570.40	\$2,325.54	\$244.86	\$75.60
GILEAD SCIENCES INC	GILD	245,000	\$40.930	\$10,027.85	\$10,255.46	-\$227.61	
GOLDMAN SACHS GROUP INC	GS	26,000	\$90.430	\$2,351.18	\$3,399.40	-\$1,048.22	\$36.40
GOOGLE INC CL A	GOOG	18,000	\$645.900	\$11,626.20	\$9,348.84	\$2,277.36	
GREAT PLAINS ENERGY INC	GXP	104,000	\$21.780	\$2,265.12	\$2,183.85	\$81.27	\$88.40
H J HEINZ CO	HNZ	52,000	\$54.040	\$2,810.08	\$2,787.20	\$22.88	\$99.84
HAEMONETICS CORP-MASS	HAE	32,000	\$61.220	\$1,959.04	\$2,097.92	-\$138.88	
HALLIBURTON CO	HAL	96,000	\$34.510	\$3,312.96	\$3,345.54	-\$32.58	\$34.56
HASBRO INC	HAS	56,000	\$31.890	\$1,785.84	\$2,526.16	-\$740.32	\$67.20
HESS CORPORATION	HES	42,000	\$56.800	\$2,385.60	\$3,031.14	-\$645.54	\$16.80
HONEYWELL INTL INC	HON	65,000	\$54.350	\$3,532.75	\$3,915.60	-\$382.85	\$96.85
HUDSON CITY BANCORP INC	HCBK	154,000	\$6.250	\$962.50	\$1,273.43	-\$310.93	\$49.28
HUMANA INC	HUM	41,000	\$87.610	\$3,592.01	\$3,399.31	\$192.70	\$41.00
INTEL CORP	INTC	212,000	\$24.250	\$5,141.00	\$4,774.03	\$366.97	\$178.08
INTUITIVE SURGICAL INC NEW	ISRG	19,000	\$463.010	\$8,797.19	\$7,187.13	\$1,610.06	
JPMORGAN CHASE & CO	JPM	122,000	\$33.250	\$4,056.50	\$5,851.72	-\$1,795.22	\$122.00
KOHL'S CORP	KSS	48,000	\$49.350	\$2,368.80	\$2,480.16	-\$111.36	\$48.00
LABORATORY CORP AMER HLDGS NEW	LH	32,000	\$85.970	\$2,751.04	\$3,144.00	-\$392.96	
M & T BANK CORP	MTB	33,000	\$76.340	\$2,519.22	\$2,476.95	\$42.27	\$92.40
MATTEL INC	MAT	104,000	\$27.760	\$2,887.04	\$2,909.82	-\$22.78	\$95.68
MCKESSON CORP	MCK	34,000	\$77.910	\$2,648.94	\$2,865.52	-\$216.58	\$27.20



**RBC TOTAL PORTFOLIO
ACCOUNT STATEMENT**

DECEMBER 1, 2011 - DECEMBER 31, 2011
DUPLICATE COPY

RBC Wealth Management



A division of RBC Capital Markets, LLC, Member NYSE/FINRA/SIPC

US EQUITIES
(continued)

DESCRIPTION	SYMBOL/CUSIP	QUANTITY	MARKET PRICE	MARKET VALUE	NET COST *	UNREALIZED GAIN/LOSS *	ESTIMATED ANNUALIZED INCOME
MICROSOFT CORP	MSFT	161 000	\$25 960	\$4,179.56	\$4,108.18	\$71.38	\$128.80
NATIONAL-OILWELL VARCO INC	NOV	70 000	\$67 990	\$4,759.30	\$3,741.69	\$1,017.61	\$33.60
NEW YORK COMMUNITY BANCORP INC	NYB	208 000	\$12 370	\$2,572.96	\$3,036.50	-\$463.54	\$208.00
NEXTERA ENERGY INC	NEE	62 000	\$60 880	\$3,774.56	\$3,599.72	\$174.84	\$136.40
NISOURCE INC COM	NI	101 000	\$23.810	\$2,404.81	\$2,074.27	\$330.54	\$92.92
OLD REPUBLIC INTL CORP	ORI	86,000	\$9 270	\$797.22	\$1,028.56	-\$231.34	\$60.20
OMNICOM GROUP INC	OMC	64 000	\$44 580	\$2,853.12	\$2,880.14	-\$27.02	\$64.00
ORACLE CORP	ORCL	103 000	\$25 650	\$2,641.95	\$3,294.87	-\$652.92	\$24.72
PERRIGO CO	PRGO	92 000	\$97 300	\$8,951.60	\$8,235.82	\$715.78	\$29.44
PHILIP MORRIS INTERNATIONAL INC	PM	40,000	\$78 480	\$3,139.20	\$2,670.00	\$469.20	\$123.20
PROCTER & GAMBLE CO	PG	77 000	\$66 710	\$5,136.67	\$4,872.84	\$263.83	\$161.70
PROGRESS ENERGY INC	PGN	61 000	\$56 020	\$3,417.22	\$2,960.33	\$456.89	\$151.28
PUBLIC SERVICE ENTERPRISE GROUP INC	PEG	117 000	\$33.010	\$3,862.17	\$3,836.26	\$25.91	\$160.29
QUALCOMM INC	QCOM	170 000	\$54 700	\$9,299.00	\$6,967.39	\$2,331.61	\$146.20
QUEST DIAGNOSTICS INC	DGX	33 000	\$58 060	\$1,915.98	\$1,968.45	-\$52.47	\$22.44
RANGE RESOURCES CORP	RRC	51 000	\$61.940	\$3,158.94	\$2,873.34	\$285.60	\$8.16
ROCKWELL COLLINS INC	COL	32 000	\$55 370	\$1,771.84	\$2,004.48	-\$232.64	\$30.72
SANDISK CORP	SNDK	69 000	\$49 210	\$3,395.49	\$2,943.54	\$451.95	\$114.46
SCANA CORPORATION NEW	SCG	59 000	\$45 060	\$2,658.54	\$2,344.07	\$314.47	\$114.46
SEMPRA ENERGY	SRE	50 000	\$55 000	\$2,750.00	\$2,668.00	\$82.00	\$96.00
SONOCO PRODUCTS CO	SON	64 000	\$32 960	\$2,109.44	\$1,897.78	\$211.66	\$74.24
ST JUDE MEDICAL INC	STJ	78 000	\$34 300	\$2,675.40	\$3,770.52	-\$1,095.12	\$65.52
STERICYCLE INC	SRCL	53 000	\$77.920	\$4,129.76	\$4,829.15	-\$699.39	.
SUNTRUST BANKS INC	STI	101 000	\$17 700	\$1,787.70	\$1,938.26	-\$150.56	\$20.20
TELEPHONE AND DATA SYSTEMS INC SPECIAL COMMON SHARES	TDSS	62 000	\$23 810	\$1,476.22	\$1,706.86	-\$230.64	\$29.14
TIME WARNER CABLE INC	TWC	42 000	\$63 570	\$2,669.94	\$3,332.28	-\$662.34	\$80.64
UNITED TECHNOLOGIES CORP	UTX	50 000	\$73 090	\$3,654.50	\$3,275.43	\$379.07	\$96.00
US BANCORP DEL COM NEW	USB	95,000	\$27 050	\$2,569.75	\$2,485.06	\$84.69	\$47.50

POTEET & CO
ATTN JOHN POTEET CPA




Account number
313-52470
Page 8 of 11

DESCRIPTION	SYMBOL/CUSIP	QUANTITY	MARKET PRICE	MARKET VALUE	NET COST *	UNREALIZED GAIN/LOSS *	ESTIMATED ANNUALIZED INCOME
US EQUITIES							
<i>(continued)</i>							
VARIAN MEDICAL SYSTEMS INC	VAR	98 000	\$67.130	\$6,578.74	\$6,933.50	-\$354.76	
VERISK ANALYTICS INC CL A	VRSK	208,000	\$40.130	\$8,347.04	\$7,045.31	\$1,301.73	
VISA INC CL A COMMON STOCK	V	118,000	\$101.530	\$11,980.54	\$10,394.65	\$1,585.89	\$103.84
W R GRACE & CO-DEL NEW	GRA	28 000	\$45.920	\$1,285.76	\$1,183.26	\$102.50	
WAL-MART STORES INC	WMT	84,000	\$59.760	\$5,019.84	\$4,409.70	\$610.14	\$122.64
WATSON PHARMACEUTICALS INC	WPI	66 000	\$60.340	\$3,982.44	\$4,594.92	-\$612.48	
WELLS FARGO & CO	WFC	206,000	\$27.560	\$5,677.36	\$5,918.38	-\$241.02	\$98.88
XCEL ENERGY INC	XEL	90,000	\$27.640	\$2,487.60	\$2,214.00	\$273.60	\$93.60
XEROX CORP	XRX	275 000	\$7.960	\$2,189.00	\$2,934.25	-\$745.25	\$46.75
ZIMMER HOLDINGS INC	ZMH	34,000	\$53.420	\$1,816.28	\$2,723.51	-\$907.23	\$24.48
TOTAL US EQUITIES				\$457,924.17	\$486,159.36	-\$28,235.19	\$6,894.14

DESCRIPTION	SYMBOL/CUSIP	QUANTITY	MARKET PRICE	MARKET VALUE	NET COST *	UNREALIZED GAIN/LOSS *	ESTIMATED ANNUALIZED INCOME
INTERNATIONAL EQUITIES							
ENDURANCE SPECIALTY HOLDINGS LTD	ENH	60,000	\$38.250	\$2,295.00	\$2,488.80	-\$193.80	\$72.00
INVESCO LTD	IVZ	90 000	\$20.090	\$1,808.10	\$2,115.00	-\$306.90	\$44.10
NEXEN INC	NXY	74,000	\$15.910	\$1,177.34	\$1,503.09	-\$325.75	\$14.95
OPPENHEIMER DEVELOPING MKTS FDS CL Y	ODVYX	1,937 701	\$28.970	\$56,135.20	\$69,546.54	-\$13,411.34	\$1,307.95
SCHLUMBERGER LTD	SLB	87 000	\$68.310	\$5,942.97	\$5,338.46	\$604.51	\$87.00
SEADRILL LIMITED SHS US LISTED	SDRL	58 000	\$33.180	\$1,924.44	\$2,076.40	-\$151.96	\$176.32
TEVA PHARMACEUTICAL INDUSTRIES LTD-ADR	TEVA	192 000	\$40.360	\$7,749.12	\$9,394.37	-\$1,645.25	\$150.72
THORNBURG INTL VALUE FUND CL I	TGVIX	4,470.547	\$24.580	\$109,886.05	\$135,234.04	-\$25,347.99	\$1,716.69
ULTRA PETROLEUM CORP	UPL	37 000	\$29.630	\$1,096.31	\$1,710.51	-\$614.20	
WEATHERFORD INTERNATIONAL LTD SWITZERLAND	WFT	99 000	\$14.640	\$1,449.36	\$1,870.95	-\$421.59	
TOTAL INTERNATIONAL EQUITIES				\$189,463.89	\$231,278.16	-\$41,814.27	\$3,569.73



Account number
313-52470
Page 9 of 44



RBC TOTAL PORTFOLIO ACCOUNT STATEMENT

DECEMBER 1, 2011 - DECEMBER 31, 2011

DUPLICATE COPY

RBC Wealth Management



A Division of RBC Capital Markets, LLC, Member NYSE/FINRA/SIPC

TAXABLE FIXED INCOME

DESCRIPTION	SYMBOL/CUSIP	QUANTITY	MARKET PRICE	MARKET VALUE/ ACCRUED INTEREST	NET COST *	UNREALIZED GAIN/LOSS *	ESTIMATED ANNUALIZED INCOME
DODGE & COX INCOME FUND	DODIX	19,124.822	\$13.300	\$254,360.13	\$255,698.87	-\$1,338.74	\$10,996.77
FRANKLIN STRATEGIC SER INCOME FD ADVISOR CL	FKSAX	16,533.294	\$10.100	\$166,986.27	\$175,065.54	-\$8,079.27	\$10,465.58
OPPENHEIMER SENIOR FLOATING RATE FUND CL Y	OOSYX	10,410.757	\$8.040	\$83,702.49	\$86,690.25	-\$2,987.76	\$4,976.34
TOTAL TAXABLE FIXED INCOME		46,068.873		\$505,048.89	\$517,454.66	-\$12,405.77	\$26,438.69

MIXED ASSETS

DESCRIPTION	SYMBOL/CUSIP	QUANTITY	MARKET PRICE	MARKET VALUE	NET COST *	UNREALIZED GAIN/LOSS *	ESTIMATED ANNUALIZED INCOME
BLACKROCK GLOBAL ALLOCATION FD INC INSTL CL	MALOX	7,611.593	\$18.240	\$138,835.46	\$154,819.81	-\$15,984.35	\$3,044.64
THORNBURG INVT TR INVT INCOME BUILDER FD CL I	TIBIX	4,357.005	\$18.060	\$78,687.51	\$86,050.33	-\$7,362.82	\$5,389.62
TOTAL MIXED ASSETS				\$217,522.97	\$240,870.14	-\$23,347.17	\$8,434.26

OTHER ASSETS

DESCRIPTION	SYMBOL/CUSIP	QUANTITY	MARKET PRICE	MARKET VALUE	NET COST *	UNREALIZED GAIN/LOSS *	ESTIMATED ANNUALIZED INCOME
AMERICAN CAPITAL AGENCY CORP COMMON STOCK	ACNC	97,000	\$28.080	\$2,723.76	\$2,860.44	-\$136.68	\$543.20
BRANDYWINE REALTY TRUST-SBI NEW	BDN	99,000	\$9.500	\$940.50	\$1,153.35	-\$212.85	\$59.40
HATTERAS ALPHA HEDGED STRATEGIES FUND	ALPHX	6,217.955	\$10.480	\$65,164.17	\$67,216.09	-\$2,051.92	\$55.96
HCP INC	HCP	63,000	\$41.430	\$2,610.09	\$2,344.23	\$265.86	\$120.96
HEALTH CARE REIT INC	HCN	40,000	\$54.530	\$2,181.20	\$2,103.20	\$78.00	\$114.40
ING GLOBAL REAL ESTATE FD CL W	IRGWX	3,955.315	\$15.030	\$59,448.38	\$68,624.72	-\$9,176.34	\$2,519.54
IIVY GLOBAL NATURAL RESOURCES	IGNIX	3,029.620	\$17.360	\$52,594.20	\$68,014.98	-\$15,420.78	
JOHN HANCOCK BANK AND THRIFT OPPORTUNITY FUND	BTO	61,000	\$13.700	\$835.70	\$1,007.72	-\$172.02	\$47.82

POTEET & CO
ATTN JOHN POTEET CPA

Account number:
313-52470
Page 10 of 14



OTHER ASSETS (continued)	SYMBOL/CUSIP	QUANTITY	MARKET PRICE	MARKET VALUE	NET COST *	UNREALIZED GAIN/LOSS *	ESTIMATED ANNUALIZED INCOME
DESCRIPTION RTS SANOFI CONTINGENT VALUE RT EXP 12/31/2020	GCVRZ	315,000	\$1,200	\$378,000	\$771,44	-\$393,44	
SPDR GOLD TR GOLD SHS	GLD	38,000	\$151,990	\$5,775,62	\$5,502,78	\$272,84	
TOTAL OTHER ASSETS				\$192,651.62	\$219,598.95	-\$26,947.33	\$3,461.28

ACTIVITY DETAIL

Realized gain/loss column includes fees and commissions. It does not include accrued interest.

Purchases, sales and other activity all represent an exchange of cash and/or money market funds for securities and, as such, do not represent deposits to or withdrawals from your account. Account value changes due to commissions, mark ups, mark downs and accrued interest are shown in the "Change in value of priced securities" line of the Account Value Summary.

* Information that appears in these columns may be based on information provided by you or at your direction. NYK has not verified such data. Please see "About Your Statement" on page 7 for further information.

PURCHASES

Regular Purchases

DATE	DESCRIPTION	QUANTITY	PRICE	ACCRUED INTEREST	NET COST/ NET INTEREST	COMMENTS
12/12/11	FRANKLIN STRATEGIC SER INCOME FD ADVISOR CL SOLICITED	236,701	\$10,100	-\$2,390.68		
12/12/11	W R GRACE & CO-DEL NEW SOLICITED WE MAKE A MKT IN THIS SECURITY	28,000	\$42,259	-\$1,183.26		
12/12/11	OPPENHEIMER SENIOR FLOATING RATE FUND CL Y SOLICITED	98,000	\$8,010	-\$784.98		
12/14/11	OPPENHEIMER DEVELOPING MKTS FDS CL Y SOLICITED	46,587	\$28,230	-\$1,315.14		

THE CANSECO FOUNDATION
 ATTN JORGE CANSECO
 601 ELIZABETH RD
 SAN ANTONIO TX 78209-6134

PAGE
27 of 60
RECIPIENT'S ACCOUNT NUMBER
313-52470

Schedule of Realized Gains and Losses

The detailed gain and loss information in this section is provided as a service to our clients. This information may not be furnished to the IRS in its entirety. Information reported to the IRS is shown on Form 1099-B.

This section includes a summary of the short- or long-term gain and loss from the sale of selected securities in this account. "Short-term" refers to securities held for one year or less and "long-term" refers to securities held for more than one year. Cost basis information may reflect a change in the value of certain fixed income and other securities that return or amortize principal over time. In the case of bonds purchased at a premium, cost basis information may be amortized. Cost basis information may also reflect accretion for zero coupon and OID bonds. Please refer to IRS Publications 550 and 1212 for more information and consult your tax advisor, as RBC does not provide tax advice.

Short-Term

QUANTITY	DESCRIPTION	NON-COVERED	OPEN DATE	CLOSE DATE	NET PROCEEDS	NET COST	REALIZED GAIN/LOSS
14.000	ACTIVISION BLIZZARD INC SYMBOL ATVI, CUSIP 00507V109	<input type="checkbox"/>	07/01/11	11/01/11	185.91	165.75	20.16
107.000	ACTIVISION BLIZZARD INC SYMBOL ATVI, CUSIP 00507V109	<input type="checkbox"/>	07/01/11	11/11/11	1,367.43	1,266.77	100.66
314.090	ADVISORS INNER CIRCLE CHAMPLAIN SMALL CO FD SYMBOL CIPSX, CUSIP 00764Q405	<input checked="" type="checkbox"/>	07/01/11	11/01/11	4,548.03	5,044.28	-496.25
44.000	ALLSTATE CORP SYMBOL ALL, CUSIP 020002101	<input type="checkbox"/>	07/01/11	08/05/11	1,146.88	1,356.89	-210.01
8.000	ALLSTATE CORP SYMBOL ALL, CUSIP 020002101	<input type="checkbox"/>	07/01/11	11/01/11	210.47	246.71	-36.24
21.000	AMAZON COM INC SYMBOL AMZN, CUSIP 023135106	<input type="checkbox"/>	07/01/11	09/20/11	4,927.78	4,394.88	532.90
6.000	AMERICAN CAPITAL AGENCY CORP COMMON STOCK SYMBOL AGNC, CUSIP 02503X105	<input type="checkbox"/>	07/01/11	11/01/11	164.09	176.93	-12.84
8.000	AMERICAN EXPRESS COMPANY SYMBOL AXP, CUSIP 025816109	<input type="checkbox"/>	07/01/11	11/01/11	394.71	418.71	-24.00
12.000	AMERISOURCEBERGEN CORP SYMBOL ABC, CUSIP 03073E105	<input type="checkbox"/>	07/01/11	11/01/11	480.35	503.98	-23.63
5.000	ANALOG DEVICES INC SYMBOL ADI, CUSIP 032654105	<input type="checkbox"/>	07/01/11	11/01/11	177.64	200.35	-22.71
87.000	ANNALY CAPITAL MANAGEMENT INC SYMBOL NLY, CUSIP 035710409	<input type="checkbox"/>	07/01/11	09/26/11	1,512.90	1,585.01	-72.11
6.000	ANNALY CAPITAL MANAGEMENT INC SYMBOL NLY, CUSIP 035710409	<input type="checkbox"/>	07/01/11	11/01/11	100.31	109.31	-9.00

THE CANSECO FOUNDATION
 ATTN JORGE CANSECO
 601 ELIZABETH RD
 SAN ANTONIO TX 78209-6134

PAGE
28 of 60
RECIPIENT'S ACCOUNT NUMBER
313-52470

Schedule of Realized Gains and Losses (cont)

Short-Term (cont)

QUANTITY	DESCRIPTION	NON-COVERED	OPEN DATE	CLOSE DATE	NET PROCEEDS	NET COST	REALIZED GAIN/LOSS
4 000	APACHE CORP SYMBOL APA, CUSIP 037411105	<input type="checkbox"/>	07/01/11	11/01/11	378 83	495 08	-116.25
2 000	APPLE INC SYMBOL AAPL, CUSIP: 037833100	<input type="checkbox"/>	07/01/11	11/01/11	793 38	685 34	108.04
17 000	AT&T INC SYMBOL: T, CUSIP. 00206R102	<input type="checkbox"/>	07/01/11	11/01/11	490 10	538 05	-47 95
23 000	AVERY DENNISON CORP ORIGINAL COST 0 00 WASH SALE DISALLOWED 274 25 SYMBOL: AVY, CUSIP: 053611109	<input type="checkbox"/>	07/01/11	09/26/11	598 01	624 13	-26 12
3 000	AVERY DENNISON CORP SYMBOL: AVY, CUSIP: 053611109	<input type="checkbox"/>	07/01/11	11/01/11	77 39	117 18	-39 79
14 000	BABCOCK & WILCOX CO NEW SYMBOL BWC, CUSIP 05615F102	<input type="checkbox"/>	07/01/11	11/01/11	304 35	388.74	-84.39
146 000	BANK OF AMERICA CORP SYMBOL BAC, CUSIP. 060505104	<input type="checkbox"/>	07/01/11	07/12/11	1,502.32	1,616 00	-113.68
7 000	BAXTER INTERNATIONAL INC SYMBOL. BAX, CUSIP. 071813109	<input type="checkbox"/>	07/01/11	11/01/11	375.19	420 35	-45.16
5 000	BEAM INC SYMBOL. BEAM, CUSIP 073730103	<input type="checkbox"/>	07/01/11	11/01/11	242 69	253 08	-10 39
10 000	BERKSHIRE HATHAWAY INC DEL CL B NEW SYMBOL: BRK B, CUSIP 084670702	<input type="checkbox"/>	07/01/11	11/01/11	759 58	779 09	-19 51
10 000	BEST BUY COMPANY INC SYMBOL BBY, CUSIP 086516101	<input type="checkbox"/>	07/01/11	11/01/11	260 79	320 10	-59 31
102 000	BEST BUY COMPANY INC SYMBOL BBY, CUSIP 086516101	<input type="checkbox"/>	07/01/11	12/16/11	2,366 36	3,265 02	-898 66
462.448	BLACKROCK GLOBAL ALLOCATION FD INC INSTL CL SYMBOL MALOX, CUSIP. 09251T509	<input checked="" type="checkbox"/>	07/01/11	11/01/11	8,698 64	9,406 19	-707 55
104 000	BOSTON SCIENTIFIC CORP SYMBOL: BSX, CUSIP 101137107	<input type="checkbox"/>	07/01/11	08/11/11	651 02	739 44	-88 42

THE CANSECO FOUNDATION
 ATTN JORGE CANSECO
 601 ELIZABETH RD
 SAN ANTONIO TX 78209-6134

PAGE
29 of 60
RECIPIENT'S ACCOUNT NUMBER
313-52470

Schedule of Realized Gains and Losses (cont)

Short-Term (cont)

QUANTITY	DESCRIPTION	NON-COVERED	OPEN DATE	CLOSE DATE	NET PROCEEDS	NET COST	REALIZED GAIN/LOSS
6 000	BRANDYWINE REALTY TRUST-SBI NEW SYMBOL. BDN, CUSIP 105368203	<input type="checkbox"/>	07/01/11	11/01/11	52 85	69 22	-16 37
6.000	BROADRIDGE FINANCIAL SOLUTIONS INC SYMBOL BR, CUSIP 11133T103	<input type="checkbox"/>	07/01/11	11/01/11	126.53	146.28	-19 75
12 000	CABLEVISION SYSTEMS CORP-CL A CABLEVISION NY GROUP COM SYMBOL: CVC, CUSIP 12686C109	<input type="checkbox"/>	07/13/11	11/01/11	175 55	315 94	-140.39
6.000	CHEVRON CORPORATION SYMBOL CVX, CUSIP 166764100	<input type="checkbox"/>	07/01/11	11/01/11	614.62	623 34	-8 72
25.000	CHIMERA INVESTMENT CORPORATION SYMBOL CIM, CUSIP 16934Q109	<input type="checkbox"/>	07/01/11	11/01/11	72 49	88.23	-15 74
370.000	CHIMERA INVESTMENT CORPORATION SYMBOL. CIM, CUSIP. 16934Q109	<input type="checkbox"/>	07/01/11	11/11/11	944.15	1,305 73	-361.58
3 000	CHUBB CORP SYMBOL CB, CUSIP 171232101	<input type="checkbox"/>	07/01/11	11/01/11	196 76	188 67	8 09
10.000	CLOROX CO SYMBOL. CLX, CUSIP 189054109	<input type="checkbox"/>	07/01/11	07/21/11	742.80	681 80	61 00
1.000	CLOROX CO SYMBOL CLX, CUSIP 189054109	<input type="checkbox"/>	07/01/11	11/01/11	65 83	68 18	-2 35
8 000	COGNIZANT TECHNOLOGY SOLUTIONS CORP-CL A SYMBOL CTSH, CUSIP 192446102	<input type="checkbox"/>	07/01/11	11/01/11	567 58	597 59	-30 01
6 000	CONOCOPHILLIPS SYMBOL COP, CUSIP 20825C104	<input type="checkbox"/>	07/01/11	11/01/11	408 89	454 44	-45 55
2 000	CONSOLIDATED EDISON INC SYMBOL. ED, CUSIP 209115104	<input type="checkbox"/>	07/01/11	11/01/11	114 05	107 98	6 07
5 000	CONSTELLATION ENERGY GROUP INC SYMBOL CEG, CUSIP 210371100	<input type="checkbox"/>	10/10/11	11/01/11	195.39	189 08	6 31
4 000	COVANCE INC SYMBOL CVD, CUSIP 222816100	<input type="checkbox"/>	07/01/11	11/01/11	194 55	240 80	-46.25
28.000	COVIDIEN PLC	<input type="checkbox"/>	07/01/11	08/11/11	1,345 45	1,515.08	-169 63

THE CANSECO FOUNDATION
 ATTN JORGE CANSECO
 601 ELIZABETH RD
 SAN ANTONIO TX 78209-6134

PAGE
30 of 60
RECIPIENT'S ACCOUNT NUMBER
313-52470

Schedule of Realized Gains and Losses (cont)

Short-Term (cont)

QUANTITY	DESCRIPTION	NON-COVERED	OPEN DATE	CLOSE DATE	NET PROCEEDS	NET COST	REALIZED GAIN/LOSS
	SYMBOL COV, CUSIP: G2554F113						
8.000	CUMMINS INC SYMBOL. CMI, CUSIP 231021106	<input type="checkbox"/>	07/01/11	11/01/11	771.66	857 83	-86 17
1,103.178	DODGE & COX INCOME FUND SYMBOL: DODIX, CUSIP: 256210105	<input checked="" type="checkbox"/>	07/01/11	11/01/11	14,815.68	14,749 49	66 19
7 000	DOVER CORP SYMBOL. DOV, CUSIP 260003108	<input type="checkbox"/>	07/01/11	11/01/11	380 16	484 12	-103.96
9 000	EBAY INC SYMBOL: EBAY, CUSIP. 278642103	<input type="checkbox"/>	07/01/11	11/01/11	279.35	294 38	-15.03
3 000	EL PASO CORPORATION SYMBOL. EP, CUSIP 28336L109	<input type="checkbox"/>	09/12/11	11/01/11	74.27	54 50	19.78
19.000	EMC CORP-MASS SYMBOL EMC, CUSIP. 268648102	<input type="checkbox"/>	07/01/11	11/01/11	452.41	529 69	-77.28
3 000	EMC CORP-MASS SYMBOL EMC, CUSIP 268648102	<input type="checkbox"/>	08/25/11	11/01/11	71.42	63 84	7 58
7.000	EMERSON ELECTRIC CO SYMBOL EMR, CUSIP 291011104	<input type="checkbox"/>	07/01/11	11/01/11	339 84	399 63	-59 79
4.000	ENDURANCE SPECIALTY HOLDINGS LTD SYMBOL ENH, CUSIP G30397106	<input type="checkbox"/>	07/01/11	11/01/11	143 63	165 92	-22 29
1 000	ENTERGY CORP NEW SYMBOL ETR, CUSIP 29364G103	<input type="checkbox"/>	07/01/11	11/01/11	67 89	68 32	-0 43
9 000	EXPEDITORS INTERNATIONAL OF WASHINGTON INC SYMBOL EXPD, CUSIP 302130109	<input type="checkbox"/>	08/18/11	11/01/11	394 46	369 33	25 13
18.000	EXPRESS SCRIPTS INC COMMON ORIGINAL COST 0.00 WASH SALE DISALLOWED 176 91 SYMBOL ESRX, CUSIP 302182100	<input type="checkbox"/>	07/01/11	11/01/11	795 25	795 25	0 00
8 000	FIRST AMERICAN FINANCIAL CORPORATION SYMBOL FAF, CUSIP: 31847R102	<input type="checkbox"/>	07/01/11	11/01/11	90.87	126 87	-36 00
52.000	FORTUNE BRANDS HOME & SEC INC SYMBOL FBHS, CUSIP 34964C106	<input type="checkbox"/>	07/01/11	10/14/11	667 15	731 87	-64 72

THE CANSECO FOUNDATION
 ATTN JORGE CANSECO
 601 ELIZABETH RD
 SAN ANTONIO TX 78209-6134

PAGE
31 of 60
RECIPIENT'S ACCOUNT NUMBER
313-52470

Schedule of Realized Gains and Losses (cont)

Short-Term (cont)

QUANTITY	DESCRIPTION	NON-COVERED	OPEN DATE	CLOSE DATE	NET PROCEEDS	NET COST	REALIZED GAIN/LOSS
1,070.252	FRANKLIN STRATEGIC SER INCOME FD ADVISOR CL ORIGINAL COST 0.00 WASH SALE DISALLOWED 57.24 SYMBOL FKSAX, CUSIP. 354713737	<input checked="" type="checkbox"/>	07/01/11	11/01/11	10,980.79	11,287.42	-306.63
9.000	FREEMPORT MCMORAN COPPER & GOLD INC SYMBOL FCX, CUSIP 35671D857	<input type="checkbox"/>	07/01/11	11/01/11	351.08	479.70	-128.62
3.000	GENUINE PARTS CO SYMBOL GPC, CUSIP 372460105	<input type="checkbox"/>	07/01/11	11/01/11	168.53	166.11	2.42
15.000	GILEAD SCIENCES INC SYMBOL GILD, CUSIP 375558103	<input type="checkbox"/>	07/01/11	11/01/11	617.68	627.89	-10.21
89.806	GOLDMAN SACHS CONCENTRATED INTL EQUITY FUND-CL A SYMBOL: GSIFX, CUSIP: 38141W596	<input checked="" type="checkbox"/>	12/13/10	07/11/11	1,515.93	1,506.94	8.99
85.000	GOLDMAN SACHS GROUP INC SYMBOL GS, CUSIP. 38141G104	<input type="checkbox"/>	07/01/11	09/07/11	9,183.88	11,571.90	-2,388.02
2.000	GOLDMAN SACHS GROUP INC SYMBOL GS, CUSIP 38141G104	<input type="checkbox"/>	07/12/11	11/01/11	210.45	261.88	-51.43
244.667	GOLDMAN SACHS HIGH YIELD BOND FUND-INSTL SHS SYMBOL GSHIX, CUSIP 38141W679	<input checked="" type="checkbox"/>	04/29/11	07/01/11	1,793.41	1,827.66	-34.25
248.293	GOLDMAN SACHS HIGH YIELD BOND FUND-INSTL SHS SYMBOL. GSHIX, CUSIP 38141W679	<input checked="" type="checkbox"/>	02/28/11	07/01/11	1,819.99	1,849.78	-29.79
245.285	GOLDMAN SACHS HIGH YIELD BOND FUND-INSTL SHS SYMBOL GSHIX, CUSIP: 38141W679	<input checked="" type="checkbox"/>	05/31/11	07/01/11	1,797.94	1,827.37	-29.43
266.385	GOLDMAN SACHS HIGH YIELD BOND FUND-INSTL SHS SYMBOL GSHIX, CUSIP 38141W679	<input checked="" type="checkbox"/>	03/31/11	07/01/11	1,952.60	1,971.25	-18.65
242.381	GOLDMAN SACHS HIGH YIELD BOND FUND-INSTL SHS SYMBOL GSHIX, CUSIP 38141W679	<input checked="" type="checkbox"/>	01/31/11	07/01/11	1,776.65	1,793.62	-16.97
239.896	GOLDMAN SACHS HIGH YIELD BOND FUND-INSTL SHS	<input checked="" type="checkbox"/>	10/29/10	07/01/11	1,758.44	1,753.64	4.80

THE CANSECO FOUNDATION
 ATTN JORGE CANSECO
 601 ELIZABETH RD
 SAN ANTONIO TX 78209-6134

PAGE
32 of 60
RECIPIENT'S ACCOUNT NUMBER
313-52470

Schedule of Realized Gains and Losses (cont)

Short-Term (cont)

QUANTITY	DESCRIPTION	NON- COVERED	OPEN DATE	CLOSE DATE	NET PROCEEDS	NET COST	REALIZED GAIN/LOSS
	SYMBOL GSHIX, CUSIP. 38141W679						
246.201	GOLDMAN SACHS HIGH YIELD BOND FUND-INSTL SHS SYMBOL GSHIX, CUSIP 38141W679	<input checked="" type="checkbox"/>	12/31/10	07/01/11	1,804.65	1,797.27	7.38
261.150	GOLDMAN SACHS HIGH YIELD BOND FUND-INSTL SHS SYMBOL GSHIX, CUSIP 38141W679	<input checked="" type="checkbox"/>	09/30/10	07/01/11	1,914.23	1,877.67	36.56
249.429	GOLDMAN SACHS HIGH YIELD BOND FUND-INSTL SHS SYMBOL: GSHIX, CUSIP: 38141W679	<input checked="" type="checkbox"/>	11/30/10	07/01/11	1,828.31	1,790.90	37.41
233.108	GOLDMAN SACHS HIGH YIELD BOND FUND-INSTL SHS SYMBOL GSHIX, CUSIP 38141W679	<input checked="" type="checkbox"/>	07/30/10	07/01/11	1,708.68	1,655.07	53.61
250.794	GOLDMAN SACHS HIGH YIELD BOND FUND-INSTL SHS SYMBOL: GSHIX, CUSIP: 38141W679	<input checked="" type="checkbox"/>	08/31/10	07/01/11	1,838.32	1,768.10	70.22
297.925	GOLDMAN SACHS TR LARGE CAP VALUE FD CL A SYMBOL GSLAX, CUSIP 38142Y815	<input checked="" type="checkbox"/>	12/08/10	07/11/11	3,587.02	3,390.39	196.63
89.324	GOLDMAN SACHS TRUST-GS CORE FIXED INCOME FUND INSTL SHS SYMBOL GSFIX, CUSIP 38141W810	<input checked="" type="checkbox"/>	10/29/10	07/01/11	891.45	896.83	-5.38
56.837	GOLDMAN SACHS TRUST-GS CORE FIXED INCOME FUND INSTL SHS SYMBOL. GSFIX, CUSIP. 38141W810	<input checked="" type="checkbox"/>	05/31/11	07/01/11	567.23	571.21	-3.98
87.382	GOLDMAN SACHS TRUST-GS CORE FIXED INCOME FUND INSTL SHS SYMBOL. GSFIX, CUSIP. 38141W810	<input checked="" type="checkbox"/>	09/30/10	07/01/11	872.07	874.70	-2.63
86.769	GOLDMAN SACHS TRUST-GS CORE FIXED INCOME FUND INSTL SHS SYMBOL: GSFIX, CUSIP. 38141W810	<input checked="" type="checkbox"/>	08/31/10	07/01/11	865.95	868.56	-2.61
92.111	GOLDMAN SACHS TRUST-GS CORE FIXED INCOME FUND INSTL SHS SYMBOL: GSFIX, CUSIP 38141W810	<input checked="" type="checkbox"/>	11/30/10	07/01/11	919.27	919.26	0.01
87.254	GOLDMAN SACHS TRUST-GS CORE FIXED INCOME FUND INSTL SHS	<input checked="" type="checkbox"/>	04/29/11	07/01/11	870.79	867.29	3.50

THE CANSECO FOUNDATION
 ATTN JORGE CANSECO
 601 ELIZABETH RD
 SAN ANTONIO TX 78209-6134

PAGE
33 of 60
RECIPIENT'S ACCOUNT NUMBER
313-52470

Schedule of Realized Gains and Losses (cont)

Short-Term (cont)

QUANTITY	DESCRIPTION	NON- COVERED	OPEN DATE	CLOSE DATE	NET PROCEEDS	NET COST	REALIZED GAIN/LOSS
	SYMBOL GSFIX, CUSIP: 38141W810						
92.524	GOLDMAN SACHS TRUST-GS CORE FIXED INCOME FUND INSTL SHS SYMBOL: GSFIX, CUSIP 38141W810	<input checked="" type="checkbox"/>	07/30/10	07/01/11	923.39	913.17	10.22
99.051	GOLDMAN SACHS TRUST-GS CORE FIXED INCOME FUND INSTL SHS SYMBOL: GSFIX, CUSIP: 38141W810	<input checked="" type="checkbox"/>	02/28/11	07/01/11	988.53	975.61	12.92
96.476	GOLDMAN SACHS TRUST-GS CORE FIXED INCOME FUND INSTL SHS SYMBOL GSFIX, CUSIP 38141W810	<input checked="" type="checkbox"/>	01/31/11	07/01/11	962.83	948.31	14.52
93.590	GOLDMAN SACHS TRUST-GS CORE FIXED INCOME FUND INSTL SHS SYMBOL GSFIX, CUSIP 38141W810	<input checked="" type="checkbox"/>	03/31/11	07/01/11	934.03	919.03	15.00
174.339	GOLDMAN SACHS TRUST-GS CORE FIXED INCOME FUND INSTL SHS SYMBOL GSFIX, CUSIP 38141W810	<input checked="" type="checkbox"/>	12/31/10	07/01/11	1,739.90	1,713.67	26.23
9.000	GOOGLE INC CL A SYMBOL GOOG, CUSIP 38259P508	<input type="checkbox"/>	07/01/11	08/18/11	4,519.80	4,674.42	-154.62
1.000	GOOGLE INC CL A SYMBOL GOOG, CUSIP 38259P508	<input type="checkbox"/>	07/01/11	11/01/11	581.58	519.38	62.20
6.000	GREAT PLAINS ENERGY INC SYMBOL: GXP, CUSIP 391164100	<input type="checkbox"/>	07/01/11	11/01/11	120.77	125.99	-5.22
3.000	H J HEINZ CO SYMBOL HNZ, CUSIP 423074103	<input type="checkbox"/>	07/01/11	11/01/11	158.15	160.80	-2.65
2.000	HAEMONETICS CORP-MASS SYMBOL: HAE, CUSIP. 405024100	<input type="checkbox"/>	07/01/11	11/01/11	117.85	131.12	-13.27
3.000	HASBRO INC SYMBOL HAS, CUSIP 418056107	<input type="checkbox"/>	07/01/11	11/01/11	114.11	135.33	-21.22
453.046	HATTERAS ALPHA HEDGED STRATEGIES FUND SYMBOL: ALPHX, CUSIP 41902V401	<input checked="" type="checkbox"/>	07/01/11	11/01/11	4,684.50	4,897.43	-212.93
2.000	HEALTH CARE REIT INC SYMBOL HCN, CUSIP. 42217K106	<input type="checkbox"/>	07/01/11	11/01/11	103.33	104.44	-1.11

THE CANSECO FOUNDATION
 ATTN JORGE CANSECO
 601 ELIZABETH RD
 SAN ANTONIO TX 78209-6134

PAGE
34 of 60
RECIPIENT'S ACCOUNT NUMBER
313-52470

Schedule of Realized Gains and Losses (cont)

Short-Term (cont)

QUANTITY	DESCRIPTION	NON- COVERED	OPEN DATE	CLOSE DATE	NET PROCEEDS	NET COST	REALIZED GAIN/LOSS
3 000	HESS CORPORATION SYMBOL: HES, CUSIP 42809H107	<input type="checkbox"/>	07/18/11	11/01/11	177 92	216 51	-38.59
5 000	HONEYWELL INTL INC SYMBOL: HON, CUSIP 438516106	<input type="checkbox"/>	07/01/11	11/01/11	257.24	301 20	-43.96
10.000	HUDSON CITY BANCORP INC SYMBOL: HCBK, CUSIP 443683107	<input type="checkbox"/>	07/01/11	11/01/11	57.49	82.69	-25 20
32.000	HUMANA INC SYMBOL HUM, CUSIP 444859102	<input type="checkbox"/>	07/01/11	08/25/11	2,278.80	2,653 12	-374 32
2 000	HUMANA INC SYMBOL. HUM, CUSIP 444859102	<input type="checkbox"/>	07/01/11	11/01/11	166 79	165 82	0 97
265.752	ING GLOBAL REAL ESTATE FD CL W SYMBOL IRGWX, CUSIP 44980Q179	<input checked="" type="checkbox"/>	07/01/11	11/01/11	4,068 66	4,610 80	-542 14
51.000	INGERSOLL RAND PLC SYMBOL. IR, CUSIP G47791101	<input type="checkbox"/>	07/01/11	07/25/11	2,033 84	2,402 61	-368 77
21 000	INTEL CORP SYMBOL INTC, CUSIP 458140100	<input type="checkbox"/>	07/01/11	11/01/11	504.22	472 90	31 32
1 000	INTUITIVE SURGICAL INC NEW SYMBOL ISRG, CUSIP 46120E602	<input type="checkbox"/>	07/01/11	11/01/11	427 48	378.27	49 21
6 000	INVESCO LTD SYMBOL IVZ, CUSIP G491BT108	<input type="checkbox"/>	07/01/11	11/01/11	114 17	141 00	-26.83
13 000	IVANHOE MINES LTD SYMBOL IVN, CUSIP 46579N103	<input type="checkbox"/>	07/01/11	11/01/11	261 16	333 45	-72.29
88 000	IVANHOE MINES LTD SYMBOL. IVN, CUSIP 46579N103	<input type="checkbox"/>	07/01/11	11/09/11	1,828 59	2,257.20	-428 61
228 139	IVY GLOBAL NATURAL RESOURCES I SYMBOL IGNIX, CUSIP 465899508	<input checked="" type="checkbox"/>	07/01/11	11/01/11	4,070 00	5,121 72	-1,051 72
131.000	JACOBS ENGINEERING GROUP INC SYMBOL. JEC, CUSIP 469814107	<input type="checkbox"/>	07/01/11	08/10/11	4,435 43	5,685 07	-1,249 64
5 000	JOHN HANCOCK BANK AND THRIFT OPPORTUNITY FUND SYMBOL BTO, CUSIP 409735206	<input checked="" type="checkbox"/>	07/01/11	11/01/11	68 79	82 60	-13 81

THE CANSECO FOUNDATION
 ATTN JORGE CANSECO
 601 ELIZABETH RD
 SAN ANTONIO TX 78209-6134

PAGE
35 of 60
RECIPIENT'S ACCOUNT NUMBER
313-52470

Schedule of Realized Gains and Losses (cont)

Short-Term (cont)

QUANTITY	DESCRIPTION	NON- COVERED	OPEN DATE	CLOSE DATE	NET PROCEEDS	NET COST	REALIZED GAIN/LOSS
5.000	KOHL'S CORP SYMBOL KSS, CUSIP: 500255104	<input type="checkbox"/>	07/01/11	11/01/11	266 49	258 35	8.14
3.000	LABORATORY CORP AMER HLDGS NEW SYMBOL LH, CUSIP 50540R409	<input type="checkbox"/>	07/01/11	11/01/11	244 25	294 75	-50.50
2 000	M & T BANK CORP ORIGINAL COST: 0.00 WASH SALE DISALLOWED: 6 94 SYMBOL MTB, CUSIP: 55261F104	<input type="checkbox"/>	10/13/11	11/01/11	145.45	145 45	0 00
191 000	MARATHON OIL CORP SYMBOL MRO, CUSIP 565849106	<input type="checkbox"/>	07/11/11	07/18/11	5,982 78	6,110 07	-127 29
52 000	MARATHON PETE CORP COM SYMBOL MPC, CUSIP 56585A102	<input type="checkbox"/>	07/11/11	07/15/11	2,031 08	2,080 52	-49 44
36.000	MARATHON PETE CORP COM SYMBOL MPC, CUSIP 56585A102	<input type="checkbox"/>	07/11/11	09/28/11	1,052 61	1,440.36	-387 75
7 000	MATTEL INC SYMBOL MAT, CUSIP 577081102	<input type="checkbox"/>	07/01/11	11/01/11	197 46	195 85	1.61
11.000	MCKESSON CORP SYMBOL. MCK, CUSIP 58155Q103	<input type="checkbox"/>	07/01/11	08/10/11	812 81	927 08	-114 27
2.000	MCKESSON CORP SYMBOL MCK, CUSIP: 58155Q103	<input type="checkbox"/>	07/01/11	11/01/11	158 43	168 56	-10.13
264.000	MFA FINANCIAL INC SYMBOL: MFA, CUSIP 55272X102	<input type="checkbox"/>	07/01/11	09/21/11	1,836 34	2,159 52	-323 18
3 000	NATIONAL-OILWELL VARCO INC SYMBOL. NOV, CUSIP 637071101	<input type="checkbox"/>	09/23/11	11/01/11	206 63	160 36	46 27
13 000	NEW YORK COMMUNITY BANCORP INC ORIGINAL COST 0.00 WASH SALE DISALLOWED: 36 52 SYMBOL NYB, CUSIP. 649445103	<input type="checkbox"/>	07/01/11	11/01/11	164 96	164 96	0 00
26.000	NEXEN INC SYMBOL NXY, CUSIP 65334H102	<input type="checkbox"/>	08/12/11	10/03/11	385 34	537 81	-152 47
6 000	NEXTERA ENERGY INC SYMBOL NEE, CUSIP: 65339F101	<input type="checkbox"/>	07/01/11	11/01/11	332 63	348.36	-15 73

THE CANSECO FOUNDATION
 ATTN JORGE CANSECO
 601 ELIZABETH RD
 SAN ANTONIO TX 78209-6134

PAGE
36 of 60
RECIPIENT'S ACCOUNT NUMBER
313-52470

Schedule of Realized Gains and Losses (cont)

Short-Term (cont)

QUANTITY	DESCRIPTION	NON- COVERED	OPEN DATE	CLOSE DATE	NET PROCEEDS	NET COST	REALIZED GAIN/LOSS
7.000	NISOURCE INC COM SYMBOL NI, CUSIP 65473P105	<input type="checkbox"/>	07/01/11	11/01/11	149.44	143.76	5.68
6.000	OLD REPUBLIC INTL CORP SYMBOL ORI, CUSIP. 680223104	<input type="checkbox"/>	07/01/11	11/01/11	51.41	71.76	-20.35
7.000	OMNICOM GROUP INC SYMBOL OMC, CUSIP 681919106	<input type="checkbox"/>	07/01/11	11/01/11	300.99	341.18	-40.19
139.090	OPPENHEIMER DEVELOPING MKTS FDS CL Y SYMBOL: ODVYX, CUSIP: 683974505	<input checked="" type="checkbox"/>	07/01/11	11/01/11	4,346.56	5,018.37	-671.81
603.243	OPPENHEIMER SENIOR FLOATING RATE FUND CL Y SYMBOL: OOSYX, CUSIP: 68381K408	<input checked="" type="checkbox"/>	07/01/11	11/01/11	4,850.07	5,025.01	-174.94
6.000	ORACLE CORP SYMBOL ORCL, CUSIP 68389X105	<input type="checkbox"/>	07/15/11	11/01/11	191.22	191.93	-0.71
6.000	PERRIGO CO SYMBOL. PRGO, CUSIP 714290103	<input type="checkbox"/>	07/01/11	11/01/11	532.36	533.23	-0.87
3.000	PHILIP MORRIS INTERNATIONAL INC SYMBOL PM, CUSIP. 718172109	<input type="checkbox"/>	07/01/11	11/01/11	206.66	200.25	6.41
64.000	PROCTER & GAMBLE CO SYMBOL: PG, CUSIP 742718109	<input type="checkbox"/>	07/01/11	07/12/11	4,148.40	4,119.04	29.36
4.000	PROGRESS ENERGY INC SYMBOL PGN, CUSIP 743263105	<input type="checkbox"/>	07/01/11	11/01/11	206.75	194.12	12.63
12.000	PUBLIC SERVICE ENTERPRISE GROUP INC SYMBOL PEG, CUSIP 744573106	<input type="checkbox"/>	07/01/11	11/01/11	391.55	393.46	-1.91
3.000	QUEST DIAGNOSTICS INC SYMBOL: DGX, CUSIP 74834L100	<input type="checkbox"/>	07/01/11	11/01/11	163.61	178.95	-15.34
3.000	RANGE RESOURCES CORP SYMBOL RRC, CUSIP: 75281A109	<input type="checkbox"/>	07/01/11	11/01/11	206.91	169.02	37.89
2.000	ROCKWELL COLLINS INC SYMBOL: COL, CUSIP. 774341101	<input type="checkbox"/>	07/01/11	11/01/11	107.21	125.28	-18.07

THE CANSECO FOUNDATION
 ATTN JORGE CANSECO
 601 ELIZABETH RD
 SAN ANTONIO TX 78209-6134

PAGE
37 of 60
RECIPIENT'S ACCOUNT NUMBER
313-52470

Schedule of Realized Gains and Losses (cont)

Short-Term (cont)

QUANTITY	DESCRIPTION	NON-COVERED	OPEN DATE	CLOSE DATE	NET PROCEEDS	NET COST	REALIZED GAIN/LOSS
8 000	SANDISK CORP SYMBOL: SNDK, CUSIP. 80004C101	<input type="checkbox"/>	07/01/11	11/01/11	391 19	341 28	49.91
4 000	SCANA CORPORATION NEW SYMBOL: SCG, CUSIP 80589M102	<input type="checkbox"/>	07/01/11	11/01/11	165.39	158.92	6.47
4 000	SCHLUMBERGER LTD SYMBOL. SLB, CUSIP 806857108	<input type="checkbox"/>	09/23/11	11/01/11	287.19	245.45	41 74
4 000	SEADRILL LIMITED SHS US LISTED SYMBOL. SDRL, CUSIP G7945E105	<input type="checkbox"/>	07/01/11	11/01/11	129 31	143.20	-13 89
3 000	SEMPRA ENERGY SYMBOL SRE, CUSIP 816851109	<input type="checkbox"/>	07/01/11	11/01/11	156.98	160 08	-3 10
22 000	SONOCO PRODUCTS CO SYMBOL: SON, CUSIP 835495102	<input type="checkbox"/>	08/26/11	09/12/11	668.39	645 20	23 19
10 000	SONOCO PRODUCTS CO SYMBOL. SON, CUSIP 835495102	<input type="checkbox"/>	08/26/11	11/01/11	304.24	293.27	10 97
2 000	SPDR GOLD TR GOLD SHS SYMBOL GLD, CUSIP 78463V107	<input checked="" type="checkbox"/>	07/01/11	11/01/11	333 99	289 62	44.37
5 000	ST JUDE MEDICAL INC SYMBOL. STJ, CUSIP 790849103	<input type="checkbox"/>	07/01/11	11/01/11	188 89	241 70	-52.81
115 000	STAPLES INC SYMBOL SPLS, CUSIP. 855030102	<input type="checkbox"/>	07/01/11	07/15/11	1,743.48	1,831 78	-88 30
4 000	STERICYCLE INC SYMBOL SRCL, CUSIP 858912108	<input type="checkbox"/>	07/01/11	11/01/11	323 19	364 46	-41.27
6 000	SUNTRUST BANKS INC ORIGINAL COST 0.00 WASH SALE DISALLOWED: 0 71 SYMBOL STI, CUSIP. 867914103	<input type="checkbox"/>	10/20/11	11/01/11	114 29	114 29	0 00
4.000	TELEPHONE AND DATA SYSTEMS INC SPECIAL COMMON SHARES CUSIP 879433860	<input type="checkbox"/>	07/01/11	11/01/11	80 07	110 12	-30.05
11.000	TEVA PHARMACEUTICAL INDUSTRIES LTD-ADR SYMBOL: TEVA, CUSIP. 881624209	<input type="checkbox"/>	07/01/11	11/01/11	432.18	538.22	-106.04

THE CANSECO FOUNDATION
 ATTN JORGE CANSECO
 601 ELIZABETH RD
 SAN ANTONIO TX 78209-6134

PAGE
38 of 60
RECIPIENT'S ACCOUNT NUMBER
313-52470

Schedule of Realized Gains and Losses (cont)

Short-Term (cont)

QUANTITY	DESCRIPTION	NON-COVERED	OPEN DATE	CLOSE DATE	NET PROCEEDS	NET COST	REALIZED GAIN/LOSS
297.323	THORNBURG INTL VALUE FUND CL I SYMBOL TGVIX, CUSIP 885215566	<input checked="" type="checkbox"/>	07/01/11	11/01/11	7,531.20	8,994.02	-1,462.82
290.671	THORNBURG INVT TR INVT INCOME BUILDER FD CL I SYMBOL TIBIX, CUSIP 885215467	<input checked="" type="checkbox"/>	07/01/11	11/01/11	5,197.20	5,749.47	-552.27
4.000	TIME WARNER CABLE INC SYMBOL TWC, CUSIP 88732J207	<input type="checkbox"/>	07/01/11	11/01/11	255.07	317.36	-62.29
5.000	TRANSOCEAN LTD US LISTED SYMBOL RIG, CUSIP H8817H100	<input type="checkbox"/>	07/01/11	11/01/11	280.04	324.10	-44.06
57.000	TRANSOCEAN LTD US LISTED SYMBOL RIG, CUSIP H8817H100	<input type="checkbox"/>	07/01/11	11/09/11	2,883.06	3,694.74	-811.68
2.000	ULTRA PETROLEUM CORP SYMBOL UPL, CUSIP 903914109	<input type="checkbox"/>	07/01/11	11/01/11	62.05	92.46	-30.41
249.000	US BANCORP DEL COM NEW SYMBOL USB, CUSIP 902973304	<input type="checkbox"/>	07/01/11	08/23/11	5,283.95	6,513.47	-1,229.52
104.000	US BANCORP DEL COM NEW SYMBOL USB, CUSIP 902973304	<input type="checkbox"/>	07/01/11	08/23/11	2,206.95	2,720.48	-513.53
9.000	US BANCORP DEL COM NEW SYMBOL USB, CUSIP 902973304	<input type="checkbox"/>	07/01/11	11/01/11	223.01	235.43	-12.42
6.000	VARIAN MEDICAL SYSTEMS INC SYMBOL VAR, CUSIP 92220P105	<input type="checkbox"/>	07/01/11	11/01/11	337.31	424.50	-87.19
22.000	VERISK ANALYTICS INC CL A SYMBOL VRSK, CUSIP 92345Y106	<input type="checkbox"/>	08/23/11	11/01/11	743.80	745.18	-1.38
46.000	VISA INC CL A COMMON STOCK SYMBOL V, CUSIP 92826C839	<input type="checkbox"/>	07/01/11	08/10/11	3,683.70	4,052.15	-368.45
6.000	VISA INC CL A COMMON STOCK SYMBOL V, CUSIP 92826C839	<input type="checkbox"/>	07/01/11	11/01/11	544.30	528.54	15.76

THE CANSECO FOUNDATION
 ATTN JORGE CANSECO
 601 ELIZABETH RD
 SAN ANTONIO TX 78209-6134

PAGE
39 of 60
RECIPIENT'S ACCOUNT NUMBER
313-52470

Schedule of Realized Gains and Losses (cont)

Short-Term (cont)

QUANTITY	DESCRIPTION	NON-COVERED	OPEN DATE	CLOSE DATE	NET PROCEEDS	NET COST	REALIZED GAIN/LOSS
7 000	WATSON PHARMACEUTICALS INC SYMBOL WPI, CUSIP 942683103	<input type="checkbox"/>	07/01/11	11/01/11	466.19	487.34	-21 15
21 000	WEATHERFORD INTERNATIONAL LTD SWITZERLAND SYMBOL WFT, CUSIP H27013103	<input type="checkbox"/>	07/01/11	10/10/11	284.15	396.87	-112.72
5 000	WEATHERFORD INTERNATIONAL LTD SWITZERLAND SYMBOL WFT, CUSIP H27013103	<input type="checkbox"/>	07/01/11	11/01/11	75 55	94 49	-18 94
21 000	WELLS FARGO & CO SYMBOL WFC, CUSIP 949746101	<input type="checkbox"/>	07/01/11	11/01/11	525 61	603 33	-77 72
5 000	XCEL ENERGY INC SYMBOL XEL, CUSIP 98389B100	<input type="checkbox"/>	07/01/11	11/01/11	126.34	123.00	3 34
18.000	XEROX CORP SYMBOL XRX, CUSIP 984121103	<input type="checkbox"/>	07/01/11	11/01/11	143 63	192.06	-48.43
Short-Term Subtotal					212,013.66		-18,177.10

Long-Term

QUANTITY	DESCRIPTION	NON-COVERED	OPEN DATE	CLOSE DATE	NET PROCEEDS	NET COST	REALIZED GAIN/LOSS
13 000	AMERICAN EXPRESS COMPANY SYMBOL AXP, CUSIP 025816109	<input checked="" type="checkbox"/>	11/06/06	11/01/11	641 40	755 63	-114 23
250 000	AMGEN INC SYMBOL AMGN, CUSIP: 031162100	<input checked="" type="checkbox"/>	03/17/05	07/01/11	14,562 47	14,720 75	-158.28
90 000	AVIS BUDGET GROUP INC SYMBOL CAR, CUSIP 053774105	<input checked="" type="checkbox"/>	03/17/05	07/01/11	1,565 96	3,065 88	-1,499 92
52.000	BAKER HUGHES INC SYMBOL BHI, CUSIP 057224107	<input checked="" type="checkbox"/>	11/06/06	07/01/11	3,797 61	3,600 77	196.84
348.000	BAKER HUGHES INC SYMBOL BHI, CUSIP 057224107	<input checked="" type="checkbox"/>	11/06/06	07/01/11	25,414 82	24,097 47	1,317 35
137.000	BANK NEW YORK MELLON CORP SYMBOL BK, CUSIP 064058100	<input checked="" type="checkbox"/>	11/06/06	07/01/11	3,574.26	5,008.84	-1,434.58
2 000	BANK NEW YORK MELLON CORP SYMBOL BK, CUSIP 064058100	<input checked="" type="checkbox"/>	11/06/06	07/01/11	52 17	73 12	-20 95

THE CANSECO FOUNDATION
 ATTN JORGE CANSECO
 601 ELIZABETH RD
 SAN ANTONIO TX 78209-6134

PAGE
40 of 60
RECIPIENT'S ACCOUNT NUMBER
313-52470

Schedule of Realized Gains and Losses (cont)

Long-Term (cont)

QUANTITY	DESCRIPTION	NON-COVERED	OPEN DATE	CLOSE DATE	NET PROCEEDS	NET COST	REALIZED GAIN/LOSS
1 000	BANK NEW YORK MELLON CORP SYMBOL BK, CUSIP 064058100	<input checked="" type="checkbox"/>	11/06/06	07/01/11	26.08	36 56	-10 48
12.000	BANK NEW YORK MELLON CORP SYMBOL BK, CUSIP 064058100	<input checked="" type="checkbox"/>	11/06/06	11/01/11	244 91	438 73	-193 82
225 000	BANK OF AMERICA CORP ORIGINAL COST 0.00 WASH SALE DISALLOWED 801 15 SYMBOL BAC, CUSIP 060505104	<input checked="" type="checkbox"/>	11/26/97	07/12/11	2,315 21	2,748 71	-433 50
100 000	CBS CORP NEW CLASS B SYMBOL: CBS, CUSIP 124857202	<input checked="" type="checkbox"/>	04/08/98	07/01/11	2,848 94	2,678 33	170 61
499 000	CISCO SYSTEMS INC SYMBOL: CSCO, CUSIP 17275R102	<input checked="" type="checkbox"/>	03/17/05	07/01/11	7,924 01	9,177 66	-1,253.65
100 000	CISCO SYSTEMS INC SYMBOL CSCO, CUSIP 17275R102	<input checked="" type="checkbox"/>	11/06/06	07/01/11	1,587.97	2,491 67	-903 70
1.000	CISCO SYSTEMS INC SYMBOL CSCO, CUSIP 17275R102	<input checked="" type="checkbox"/>	03/17/05	07/01/11	15 87	18 39	-2.52
30 000	CITADEL BROADCASTING CORP	<input checked="" type="checkbox"/>	11/06/06	07/11/11	1 00	167 07	-166 07
30 000	CITIGROUP INC COM NEW SYMBOL C, CUSIP 172967424	<input checked="" type="checkbox"/>	12/01/97	07/01/11	1,288 47	7,021 20	-5,732.73
37 000	FREDDIE MAC-VOTING COMMON (FORMERLY FEDERAL HOME LOAN MORTGAGE CORP) SYMBOL FMCC, CUSIP 313400301	<input checked="" type="checkbox"/>	03/17/05	07/01/11	13 13	2,376 36	-2,363 23
29 000	FREDDIE MAC-VOTING COMMON (FORMERLY FEDERAL HOME LOAN MORTGAGE CORP) SYMBOL FMCC, CUSIP: 313400301	<input checked="" type="checkbox"/>	03/17/05	07/01/11	10 29	1,862 55	-1,852 26
27 000	FREDDIE MAC-VOTING COMMON (FORMERLY FEDERAL HOME LOAN MORTGAGE CORP) SYMBOL FMCC, CUSIP: 313400301	<input checked="" type="checkbox"/>	03/17/05	07/01/11	9 58	1,734 10	-1,724 52
18 000	FREDDIE MAC-VOTING COMMON (FORMERLY FEDERAL HOME LOAN MORTGAGE CORP) SYMBOL FMCC, CUSIP 313400301	<input checked="" type="checkbox"/>	03/17/05	07/01/11	6 38	1,156 07	-1,149 69

THE CANSECO FOUNDATION
 ATTN JORGE CANSECO
 601 ELIZABETH RD
 SAN ANTONIO TX 78209-6134

PAGE
41 of 60
RECIPIENT'S ACCOUNT NUMBER
313-52470

Schedule of Realized Gains and Losses (cont)

Long-Term (cont)

QUANTITY	DESCRIPTION	NON-COVERED	OPEN DATE	CLOSE DATE	NET PROCEEDS	NET COST	REALIZED GAIN/LOSS
17.000	FREDDIE MAC-VOTING COMMON (FORMERLY FEDERAL HOME LOAN MORTGAGE CORP) SYMBOL FMCC, CUSIP. 313400301	<input checked="" type="checkbox"/>	03/17/05	07/01/11	6.03	1,091.84	-1,085.81
10.000	FREDDIE MAC-VOTING COMMON (FORMERLY FEDERAL HOME LOAN MORTGAGE CORP) SYMBOL FMCC, CUSIP 313400301	<input checked="" type="checkbox"/>	03/17/05	07/01/11	3.54	642.26	-638.72
6.000	FREDDIE MAC-VOTING COMMON (FORMERLY FEDERAL HOME LOAN MORTGAGE CORP) SYMBOL FMCC, CUSIP 313400301	<input checked="" type="checkbox"/>	03/17/05	07/01/11	2.12	385.36	-383.24
4.000	FREDDIE MAC-VOTING COMMON (FORMERLY FEDERAL HOME LOAN MORTGAGE CORP) SYMBOL FMCC, CUSIP 313400301	<input checked="" type="checkbox"/>	03/17/05	07/01/11	1.41	256.90	-255.49
2.000	FREDDIE MAC-VOTING COMMON (FORMERLY FEDERAL HOME LOAN MORTGAGE CORP) SYMBOL: FMCC, CUSIP 313400301	<input checked="" type="checkbox"/>	03/17/05	07/01/11	0.70	128.45	-127.75
37.000	GENERAL ELECTRIC CO SYMBOL GE, CUSIP 369604103	<input checked="" type="checkbox"/>	11/06/06	11/01/11	595.00	1,318.79	-723.79
5,005.005	GOLDMAN SACHS CONCENTRATED INTL EQUITY FUND-CL A SYMBOL. GSIFX, CUSIP 38141W596	<input checked="" type="checkbox"/>	02/08/06	07/11/11	84,484.49	100,000.00	-15,515.51
54.912	GOLDMAN SACHS CONCENTRATED INTL EQUITY FUND-CL A SYMBOL: GSIFX, CUSIP 38141W596	<input checked="" type="checkbox"/>	12/10/07	07/11/11	926.91	1,394.76	-467.85
33.861	GOLDMAN SACHS CONCENTRATED INTL EQUITY FUND-CL A SYMBOL. GSIFX, CUSIP 38141W596	<input checked="" type="checkbox"/>	12/08/06	07/11/11	571.57	776.78	-205.21
0.103	GOLDMAN SACHS CONCENTRATED INTL EQUITY FUND-CL A SYMBOL GSIFX, CUSIP 38141W596	<input checked="" type="checkbox"/>	12/13/07	07/11/11	1.74	2.55	-0.81
103.169	GOLDMAN SACHS CONCENTRATED INTL EQUITY FUND-CL A SYMBOL: GSIFX, CUSIP 38141W596	<input checked="" type="checkbox"/>	12/11/09	07/11/11	1,741.49	1,603.25	138.24

THE CANSECO FOUNDATION
 ATTN JORGE CANSECO
 601 ELIZABETH RD
 SAN ANTONIO TX 78209-6134

PAGE
42 of 60
RECIPIENT'S ACCOUNT NUMBER
313-52470

Schedule of Realized Gains and Losses (cont)

Long-Term (cont)

QUANTITY	DESCRIPTION	NON- COVERED	OPEN DATE	CLOSE DATE	NET PROCEEDS	NET COST	REALIZED GAIN/LOSS
318.853	GOLDMAN SACHS CONCENTRATED INTL EQUITY FUND-CL A SYMBOL GSIFX, CUSIP. 38141W596	<input checked="" type="checkbox"/>	12/12/08	07/11/11	5,382.24	3,845.37	1,536.87
765.410	GOLDMAN SACHS HIGH YIELD BOND FUND-INSTL SHS SYMBOL GSHIX, CUSIP: 38141W679	<input checked="" type="checkbox"/>	01/03/05	07/01/11	5,610.46	6,302.19	-691.73
502.798	GOLDMAN SACHS HIGH YIELD BOND FUND-INSTL SHS SYMBOL GSHIX, CUSIP. 38141W679	<input checked="" type="checkbox"/>	02/28/05	07/01/11	3,685.51	4,155.02	-469.51
553.150	GOLDMAN SACHS HIGH YIELD BOND FUND-INSTL SHS SYMBOL. GSHIX, CUSIP. 38141W679	<input checked="" type="checkbox"/>	12/01/04	07/01/11	4,054.59	4,521.25	-466.66
504.953	GOLDMAN SACHS HIGH YIELD BOND FUND-INSTL SHS SYMBOL GSHIX, CUSIP. 38141W679	<input checked="" type="checkbox"/>	01/31/05	07/01/11	3,701.31	4,127.30	-425.99
554.541	GOLDMAN SACHS HIGH YIELD BOND FUND-INSTL SHS SYMBOL GSHIX, CUSIP 38141W679	<input checked="" type="checkbox"/>	11/01/04	07/01/11	4,064.79	4,488.18	-423.39
556.646	GOLDMAN SACHS HIGH YIELD BOND FUND-INSTL SHS SYMBOL GSHIX, CUSIP: 38141W679	<input checked="" type="checkbox"/>	10/01/04	07/01/11	4,080.22	4,455.04	-374.82
477.504	GOLDMAN SACHS HIGH YIELD BOND FUND-INSTL SHS SYMBOL. GSHIX, CUSIP: 38141W679	<input checked="" type="checkbox"/>	02/02/04	07/01/11	3,500.10	3,855.12	-355.02
488.114	GOLDMAN SACHS HIGH YIELD BOND FUND-INSTL SHS SYMBOL GSHIX, CUSIP: 38141W679	<input checked="" type="checkbox"/>	06/01/01	07/01/11	3,577.88	3,926.11	-348.23
555.982	GOLDMAN SACHS HIGH YIELD BOND FUND-INSTL SHS SYMBOL GSHIX, CUSIP 38141W679	<input checked="" type="checkbox"/>	09/01/04	07/01/11	4,075.35	4,421.88	-346.53
486.818	GOLDMAN SACHS HIGH YIELD BOND FUND-INSTL SHS SYMBOL GSHIX, CUSIP 38141W679	<input checked="" type="checkbox"/>	05/01/01	07/01/11	3,568.38	3,891.30	-322.92
486.152	GOLDMAN SACHS HIGH YIELD BOND FUND-INSTL SHS SYMBOL: GSHIX, CUSIP. 38141W679	<input checked="" type="checkbox"/>	03/01/04	07/01/11	3,563.49	3,881.11	-317.62

THE CANSECO FOUNDATION
 ATTN JORGE CANSECO
 601 ELIZABETH RD
 SAN ANTONIO TX 78209-6134

PAGE
43 of 60
RECIPIENT'S ACCOUNT NUMBER
313-52470

Schedule of Realized Gains and Losses (cont)

Long-Term (cont)

QUANTITY	DESCRIPTION	NON-COVERED	OPEN DATE	CLOSE DATE	NET PROCEEDS	NET COST	REALIZED GAIN/LOSS
490 700	GOLDMAN SACHS HIGH YIELD BOND FUND-INSTL SHS SYMBOL: GSHIX, CUSIP 38141W679	<input checked="" type="checkbox"/>	04/01/04	07/01/11	3,596.83	3,907 59	-310 76
480.814	GOLDMAN SACHS HIGH YIELD BOND FUND-INSTL SHS SYMBOL: GSHIX, CUSIP: 38141W679	<input checked="" type="checkbox"/>	01/02/04	07/01/11	3,524.37	3,828 86	-304 49
495 320	GOLDMAN SACHS HIGH YIELD BOND FUND-INSTL SHS SYMBOL: GSHIX, CUSIP 38141W679	<input checked="" type="checkbox"/>	05/03/04	07/01/11	3,630.70	3,934 45	-303 75
557 431	GOLDMAN SACHS HIGH YIELD BOND FUND-INSTL SHS SYMBOL GSHIX, CUSIP: 38141W679	<input checked="" type="checkbox"/>	08/02/04	07/01/11	4,085 97	4,388 73	-302 76
555 360	GOLDMAN SACHS HIGH YIELD BOND FUND-INSTL SHS SYMBOL GSHIX, CUSIP. 38141W679	<input checked="" type="checkbox"/>	07/01/04	07/01/11	4,070.79	4,355 74	-284.95
483 591	GOLDMAN SACHS HIGH YIELD BOND FUND-INSTL SHS SYMBOL: GSHIX, CUSIP. 38141W679	<input checked="" type="checkbox"/>	12/01/03	07/01/11	3,544.72	3,802 54	-257.82
483.934	GOLDMAN SACHS HIGH YIELD BOND FUND-INSTL SHS SYMBOL GSHIX, CUSIP: 38141W679	<input checked="" type="checkbox"/>	11/03/03	07/01/11	3,547.24	3,776 15	-228 91
509.642	GOLDMAN SACHS HIGH YIELD BOND FUND-INSTL SHS SYMBOL: GSHIX, CUSIP. 38141W679	<input checked="" type="checkbox"/>	06/01/04	07/01/11	3,735.68	3,961 43	-225.75
269.865	GOLDMAN SACHS HIGH YIELD BOND FUND-INSTL SHS SYMBOL GSHIX, CUSIP: 38141W679	<input checked="" type="checkbox"/>	12/29/06	07/01/11	1,978.11	2,192 26	-214.15
512 213	GOLDMAN SACHS HIGH YIELD BOND FUND-INSTL SHS SYMBOL. GSHIX, CUSIP 38141W679	<input checked="" type="checkbox"/>	07/02/01	07/01/11	3,754 52	3,960 90	-206 38
517 610	GOLDMAN SACHS HIGH YIELD BOND FUND-INSTL SHS SYMBOL GSHIX, CUSIP 38141W679	<input checked="" type="checkbox"/>	08/01/01	07/01/11	3,794.08	3,997.45	-203 37
495 533	GOLDMAN SACHS HIGH YIELD BOND FUND-INSTL SHS SYMBOL. GSHIX, CUSIP: 38141W679	<input checked="" type="checkbox"/>	09/04/01	07/01/11	3,632 26	3,821 99	-189 73

THE CANSECO FOUNDATION
 ATTN JORGE CANSECO
 601 ELIZABETH RD
 SAN ANTONIO TX 78209-6134

PAGE
44 of 60
RECIPIENT'S ACCOUNT NUMBER
313-52470

Schedule of Realized Gains and Losses (cont)

Long-Term (cont)

QUANTITY	DESCRIPTION	NON- COVERED	OPEN DATE	CLOSE DATE	NET PROCEEDS	NET COST	REALIZED GAIN/LOSS
465 165	GOLDMAN SACHS HIGH YIELD BOND FUND-INSTL SHS SYMBOL: GSHIX, CUSIP 38141W679	<input checked="" type="checkbox"/>	10/01/03	07/01/11	3,409.66	3,578.44	-168.78
161.998	GOLDMAN SACHS HIGH YIELD BOND FUND-INSTL SHS SYMBOL: GSHIX, CUSIP 38141W679	<input checked="" type="checkbox"/>	05/31/07	07/01/11	1,187.45	1,343.59	-156.14
229.116	GOLDMAN SACHS HIGH YIELD BOND FUND-INSTL SHS SYMBOL: GSHIX, CUSIP: 38141W679	<input checked="" type="checkbox"/>	03/31/05	07/01/11	1,679.42	1,833.70	-154.28
161 466	GOLDMAN SACHS HIGH YIELD BOND FUND-INSTL SHS SYMBOL: GSHIX, CUSIP: 38141W679	<input checked="" type="checkbox"/>	04/30/07	07/01/11	1,183.55	1,335.94	-152.39
160 380	GOLDMAN SACHS HIGH YIELD BOND FUND-INSTL SHS SYMBOL: GSHIX, CUSIP: 38141W679	<input checked="" type="checkbox"/>	02/28/07	07/01/11	1,175.59	1,320.53	-144.94
171 568	GOLDMAN SACHS HIGH YIELD BOND FUND-INSTL SHS SYMBOL: GSHIX, CUSIP: 38141W679	<input checked="" type="checkbox"/>	01/31/07	07/01/11	1,257.59	1,400.62	-143.03
161 915	GOLDMAN SACHS HIGH YIELD BOND FUND-INSTL SHS SYMBOL: GSHIX, CUSIP 38141W679	<input checked="" type="checkbox"/>	03/30/07	07/01/11	1,186.84	1,328.30	-141.46
167.541	GOLDMAN SACHS HIGH YIELD BOND FUND-INSTL SHS SYMBOL: GSHIX, CUSIP: 38141W679	<input checked="" type="checkbox"/>	11/30/06	07/01/11	1,228.08	1,359.35	-131.27
166.980	GOLDMAN SACHS HIGH YIELD BOND FUND-INSTL SHS SYMBOL: GSHIX, CUSIP 38141W679	<input checked="" type="checkbox"/>	06/29/07	07/01/11	1,223.96	1,351.45	-127.49
166 410	GOLDMAN SACHS HIGH YIELD BOND FUND-INSTL SHS SYMBOL: GSHIX, CUSIP 38141W679	<input checked="" type="checkbox"/>	10/31/06	07/01/11	1,219.79	1,340.17	-120.38
163.387	GOLDMAN SACHS HIGH YIELD BOND FUND-INSTL SHS SYMBOL: GSHIX, CUSIP: 38141W679	<input checked="" type="checkbox"/>	08/31/05	07/01/11	1,197.63	1,317.46	-119.83
162.510	GOLDMAN SACHS HIGH YIELD BOND FUND-INSTL SHS SYMBOL: GSHIX, CUSIP 38141W679	<input checked="" type="checkbox"/>	07/29/05	07/01/11	1,191.20	1,308.77	-117.57

THE CANSECO FOUNDATION
 ATTN JORGE CANSECO
 601 ELIZABETH RD
 SAN ANTONIO TX 78209-6134

PAGE
45 of 60
RECIPIENT'S ACCOUNT NUMBER
313-52470

Schedule of Realized Gains and Losses (cont)

Long-Term (cont)

QUANTITY	DESCRIPTION	NON- COVERED	OPEN DATE	CLOSE DATE	NET PROCEEDS	NET COST	REALIZED GAIN/LOSS
462 916	GOLDMAN SACHS HIGH YIELD BOND FUND-INSTL SHS SYMBOL GSHIX, CUSIP. 38141W679	<input checked="" type="checkbox"/>	07/01/03	07/01/11	3,393.17	3,505 50	-112.33
178.006	GOLDMAN SACHS HIGH YIELD BOND FUND-INSTL SHS SYMBOL GSHIX, CUSIP 38141W679	<input checked="" type="checkbox"/>	10/31/07	07/01/11	1,304.78	1,413 95	-109 17
166 171	GOLDMAN SACHS HIGH YIELD BOND FUND-INSTL SHS SYMBOL GSHIX, CUSIP 38141W679	<input checked="" type="checkbox"/>	09/29/06	07/01/11	1,218 03	1,326 60	-108 57
176.936	GOLDMAN SACHS HIGH YIELD BOND FUND-INSTL SHS SYMBOL GSHIX, CUSIP: 38141W679	<input checked="" type="checkbox"/>	09/28/07	07/01/11	1,296 94	1,405 45	-108 51
162 832	GOLDMAN SACHS HIGH YIELD BOND FUND-INSTL SHS SYMBOL GSHIX, CUSIP 38141W679	<input checked="" type="checkbox"/>	06/30/05	07/01/11	1,193.56	1,299 94	-106.38
157 965	GOLDMAN SACHS HIGH YIELD BOND FUND-INSTL SHS SYMBOL GSHIX, CUSIP. 38141W679	<input checked="" type="checkbox"/>	03/31/06	07/01/11	1,157 88	1,262 67	-104 79
470 579	GOLDMAN SACHS HIGH YIELD BOND FUND-INSTL SHS SYMBOL. GSHIX, CUSIP 38141W679	<input checked="" type="checkbox"/>	09/02/03	07/01/11	3,449 34	3,554.10	-104 76
157 029	GOLDMAN SACHS HIGH YIELD BOND FUND-INSTL SHS SYMBOL. GSHIX, CUSIP 38141W679	<input checked="" type="checkbox"/>	02/28/06	07/01/11	1,151 02	1,255 19	-104 17
166 730	GOLDMAN SACHS HIGH YIELD BOND FUND-INSTL SHS SYMBOL GSHIX, CUSIP 38141W679	<input checked="" type="checkbox"/>	09/30/05	07/01/11	1,222 13	1,326 05	-103.92
164.308	GOLDMAN SACHS HIGH YIELD BOND FUND-INSTL SHS SYMBOL GSHIX, CUSIP: 38141W679	<input checked="" type="checkbox"/>	08/31/06	07/01/11	1,204 38	1,305 14	-100 76
144.456	GOLDMAN SACHS HIGH YIELD BOND FUND-INSTL SHS SYMBOL GSHIX, CUSIP 38141W679	<input checked="" type="checkbox"/>	04/28/06	07/01/11	1,058 86	1,156.14	-97 28
157 043	GOLDMAN SACHS HIGH YIELD BOND FUND-INSTL SHS SYMBOL GSHIX, CUSIP 38141W679	<input checked="" type="checkbox"/>	01/31/06	07/01/11	1,151 13	1,247.44	-96.31

THE CANSECO FOUNDATION
 ATTN JORGE CANSECO
 601 ELIZABETH RD
 SAN ANTONIO TX 78209-6134

PAGE
46 of 60
RECIPIENT'S ACCOUNT NUMBER
313-52470

Schedule of Realized Gains and Losses (cont)

Long-Term (cont)

QUANTITY	DESCRIPTION	NON-COVERED	OPEN DATE	CLOSE DATE	NET PROCEEDS	NET COST	REALIZED GAIN/LOSS
171.887	GOLDMAN SACHS HIGH YIELD BOND FUND-INSTL SHS SYMBOL: GSHIX, CUSIP 38141W679	<input checked="" type="checkbox"/>	12/30/05	07/01/11	1,259 93	1,353.29	-93.36
145.976	GOLDMAN SACHS HIGH YIELD BOND FUND-INSTL SHS SYMBOL: GSHIX, CUSIP. 38141W679	<input checked="" type="checkbox"/>	05/31/06	07/01/11	1,070 00	1,162 45	-92 45
454 591	GOLDMAN SACHS HIGH YIELD BOND FUND-INSTL SHS SYMBOL GSHIX, CUSIP 38141W679	<input checked="" type="checkbox"/>	12/03/01	07/01/11	3,332.15	3,424 24	-92 09
161.198	GOLDMAN SACHS HIGH YIELD BOND FUND-INSTL SHS SYMBOL: GSHIX, CUSIP. 38141W679	<input checked="" type="checkbox"/>	07/31/06	07/01/11	1,181 58	1,270 75	-89 17
171 367	GOLDMAN SACHS HIGH YIELD BOND FUND-INSTL SHS SYMBOL GSHIX, CUSIP 38141W679	<input checked="" type="checkbox"/>	11/30/05	07/01/11	1,256 12	1,344 05	-87 93
287.911	GOLDMAN SACHS HIGH YIELD BOND FUND-INSTL SHS SYMBOL GSHIX, CUSIP 38141W679	<input checked="" type="checkbox"/>	12/31/07	07/01/11	2,110 39	2,197 55	-87 16
164.418	GOLDMAN SACHS HIGH YIELD BOND FUND-INSTL SHS SYMBOL: GSHIX, CUSIP 38141W679	<input checked="" type="checkbox"/>	05/31/05	07/01/11	1,205.18	1,291 19	-86 01
170.665	GOLDMAN SACHS HIGH YIELD BOND FUND-INSTL SHS SYMBOL: GSHIX, CUSIP: 38141W679	<input checked="" type="checkbox"/>	10/31/05	07/01/11	1,250.97	1,335 12	-84 15
163.729	GOLDMAN SACHS HIGH YIELD BOND FUND-INSTL SHS SYMBOL GSHIX, CUSIP: 38141W679	<input checked="" type="checkbox"/>	04/29/05	07/01/11	1,200 13	1,282 50	-82 37
179 441	GOLDMAN SACHS HIGH YIELD BOND FUND-INSTL SHS SYMBOL: GSHIX, CUSIP 38141W679	<input checked="" type="checkbox"/>	08/31/07	07/01/11	1,315 30	1,396 59	-81 29
470.456	GOLDMAN SACHS HIGH YIELD BOND FUND-INSTL SHS SYMBOL GSHIX, CUSIP. 38141W679	<input checked="" type="checkbox"/>	08/01/03	07/01/11	3,448 44	3,529 61	-81 17
148.305	GOLDMAN SACHS HIGH YIELD BOND FUND-INSTL SHS SYMBOL: GSHIX, CUSIP: 38141W679	<input checked="" type="checkbox"/>	06/30/06	07/01/11	1,087 08	1,166 14	-79 06

THE CANSECO FOUNDATION
ATTN JORGE CANSECO
601 ELIZABETH RD
SAN ANTONIO TX 78209-6134

PAGE
47 of 60
RECIPIENT'S ACCOUNT NUMBER
313-52470

Schedule of Realized Gains and Losses (cont)

Long-Term (cont)

QUANTITY	DESCRIPTION	NON-COVERED	OPEN DATE	CLOSE DATE	NET PROCEEDS	NET COST	REALIZED GAIN/LOSS
460.596	GOLDMAN SACHS HIGH YIELD BOND FUND-INSTL SHS SYMBOL: GSHIX, CUSIP: 38141W679	<input checked="" type="checkbox"/>	01/02/02	07/01/11	3,376.17	3,451.02	-74.85
179.708	GOLDMAN SACHS HIGH YIELD BOND FUND-INSTL SHS SYMBOL: GSHIX, CUSIP: 38141W679	<input checked="" type="checkbox"/>	07/31/07	07/01/11	1,317.26	1,387.87	-70.61
184.931	GOLDMAN SACHS HIGH YIELD BOND FUND-INSTL SHS SYMBOL: GSHIX, CUSIP: 38141W679	<input checked="" type="checkbox"/>	11/30/07	07/01/11	1,355.54	1,422.64	-67.10
465.470	GOLDMAN SACHS HIGH YIELD BOND FUND-INSTL SHS SYMBOL: GSHIX, CUSIP: 38141W679	<input checked="" type="checkbox"/>	02/01/02	07/01/11	3,411.90	3,478.21	-66.31
477.991	GOLDMAN SACHS HIGH YIELD BOND FUND-INSTL SHS SYMBOL: GSHIX, CUSIP: 38141W679	<input checked="" type="checkbox"/>	05/01/02	07/01/11	3,503.67	3,562.20	-58.53
476.777	GOLDMAN SACHS HIGH YIELD BOND FUND-INSTL SHS SYMBOL: GSHIX, CUSIP: 38141W679	<input checked="" type="checkbox"/>	04/01/02	07/01/11	3,494.78	3,534.05	-39.27
471.530	GOLDMAN SACHS HIGH YIELD BOND FUND-INSTL SHS SYMBOL: GSHIX, CUSIP: 38141W679	<input checked="" type="checkbox"/>	06/02/03	07/01/11	3,456.31	3,480.99	-24.68
189.683	GOLDMAN SACHS HIGH YIELD BOND FUND-INSTL SHS SYMBOL: GSHIX, CUSIP: 38141W679	<input checked="" type="checkbox"/>	04/30/08	07/01/11	1,390.38	1,413.60	-23.22
191.144	GOLDMAN SACHS HIGH YIELD BOND FUND-INSTL SHS SYMBOL: GSHIX, CUSIP: 38141W679	<input checked="" type="checkbox"/>	05/30/08	07/01/11	1,401.09	1,422.58	-21.49
454.763	GOLDMAN SACHS HIGH YIELD BOND FUND-INSTL SHS SYMBOL: GSHIX, CUSIP: 38141W679	<input checked="" type="checkbox"/>	06/03/02	07/01/11	3,333.41	3,352.65	-19.24
3.042	GOLDMAN SACHS HIGH YIELD BOND FUND-INSTL SHS SYMBOL: GSHIX, CUSIP: 38141W679	<input checked="" type="checkbox"/>	04/02/01	07/01/11	22.27	24.47	-2.20
197.154	GOLDMAN SACHS HIGH YIELD BOND FUND-INSTL SHS SYMBOL: GSHIX, CUSIP: 38141W679	<input checked="" type="checkbox"/>	01/31/08	07/01/11	1,445.14	1,445.58	-0.44

THE CANSECO FOUNDATION
 ATTN JORGE CANSECO
 601 ELIZABETH RD
 SAN ANTONIO TX 78209-6134

PAGE
48 of 60
RECIPIENT'S ACCOUNT NUMBER
313-52470

Schedule of Realized Gains and Losses (cont)

Long-Term (cont)

QUANTITY	DESCRIPTION	NON- COVERED	OPEN DATE	CLOSE DATE	NET PROCEEDS	NET COST	REALIZED GAIN/LOSS
472.681	GOLDMAN SACHS HIGH YIELD BOND FUND-INSTL SHS SYMBOL: GSHIX, CUSIP: 38141W679	<input checked="" type="checkbox"/>	05/01/03	07/01/11	3,464 75	3,456 34	8.41
480.741	GOLDMAN SACHS HIGH YIELD BOND FUND-INSTL SHS SYMBOL: GSHIX, CUSIP 38141W679	<input checked="" type="checkbox"/>	03/01/02	07/01/11	3,523 83	3,505 65	18 18
16 944	GOLDMAN SACHS HIGH YIELD BOND FUND-INSTL SHS SYMBOL: GSHIX, CUSIP: 38141W679	<input checked="" type="checkbox"/>	06/30/09	07/01/11	124.20	102 00	22.20
194.297	GOLDMAN SACHS HIGH YIELD BOND FUND-INSTL SHS SYMBOL. GSHIX, CUSIP 38141W679	<input checked="" type="checkbox"/>	02/29/08	07/01/11	1,424 20	1,395 44	28.76
223.597	GOLDMAN SACHS HIGH YIELD BOND FUND-INSTL SHS SYMBOL GSHIX, CUSIP. 38141W679	<input checked="" type="checkbox"/>	04/30/10	07/01/11	1,638.97	1,605 43	33.54
468.370	GOLDMAN SACHS HIGH YIELD BOND FUND-INSTL SHS SYMBOL GSHIX, CUSIP 38141W679	<input checked="" type="checkbox"/>	11/01/01	07/01/11	3,433.15	3,396 67	36 48
196.663	GOLDMAN SACHS HIGH YIELD BOND FUND-INSTL SHS SYMBOL GSHIX, CUSIP 38141W679	<input checked="" type="checkbox"/>	03/31/08	07/01/11	1,441 54	1,404 55	36 99
205.305	GOLDMAN SACHS HIGH YIELD BOND FUND-INSTL SHS SYMBOL: GSHIX, CUSIP 38141W679	<input checked="" type="checkbox"/>	06/30/08	07/01/11	1,504 89	1,462 16	42 73
232.334	GOLDMAN SACHS HIGH YIELD BOND FUND-INSTL SHS SYMBOL: GSHIX, CUSIP 38141W679	<input checked="" type="checkbox"/>	03/31/10	07/01/11	1,703 01	1,647 25	55 76
211 429	GOLDMAN SACHS HIGH YIELD BOND FUND-INSTL SHS SYMBOL GSHIX, CUSIP 38141W679	<input checked="" type="checkbox"/>	07/31/08	07/01/11	1,549 77	1,471 89	77 88
217 663	GOLDMAN SACHS HIGH YIELD BOND FUND-INSTL SHS SYMBOL: GSHIX, CUSIP 38141W679	<input checked="" type="checkbox"/>	08/29/08	07/01/11	1,595 47	1,513 11	82 36
245 796	GOLDMAN SACHS HIGH YIELD BOND FUND-INSTL SHS SYMBOL GSHIX, CUSIP 38141W679	<input checked="" type="checkbox"/>	01/29/10	07/01/11	1,801 68	1,713 20	88 48

THE CANSECO FOUNDATION
 ATTN JORGE CANSECO
 601 ELIZABETH RD
 SAN ANTONIO TX 78209-6134

PAGE
49 of 60
RECIPIENT'S ACCOUNT NUMBER
313-52470

Schedule of Realized Gains and Losses (cont)

Long-Term (cont)

QUANTITY	DESCRIPTION	NON- COVERED	OPEN DATE	CLOSE DATE	NET PROCEEDS	NET COST	REALIZED GAIN/LOSS
234.958	GOLDMAN SACHS HIGH YIELD BOND FUND-INSTL SHS SYMBOL GSHIX, CUSIP: 38141W679	<input checked="" type="checkbox"/>	02/26/10	07/01/11	1,722.24	1,628.26	93.98
236.212	GOLDMAN SACHS HIGH YIELD BOND FUND-INSTL SHS SYMBOL GSHIX, CUSIP: 38141W679	<input checked="" type="checkbox"/>	05/28/10	07/01/11	1,731.43	1,627.50	103.93
255.788	GOLDMAN SACHS HIGH YIELD BOND FUND-INSTL SHS SYMBOL GSHIX, CUSIP: 38141W679	<input checked="" type="checkbox"/>	06/30/10	07/01/11	1,874.93	1,770.05	104.88
240.022	GOLDMAN SACHS HIGH YIELD BOND FUND-INSTL SHS SYMBOL GSHIX, CUSIP: 38141W679	<input checked="" type="checkbox"/>	10/30/09	07/01/11	1,759.36	1,636.95	122.41
327.583	GOLDMAN SACHS HIGH YIELD BOND FUND-INSTL SHS SYMBOL GSHIX, CUSIP: 38141W679	<input checked="" type="checkbox"/>	12/31/09	07/01/11	2,401.18	2,276.70	124.48
246.513	GOLDMAN SACHS HIGH YIELD BOND FUND-INSTL SHS SYMBOL GSHIX, CUSIP: 38141W679	<input checked="" type="checkbox"/>	11/30/09	07/01/11	1,806.94	1,681.22	125.72
221.022	GOLDMAN SACHS HIGH YIELD BOND FUND-INSTL SHS SYMBOL GSHIX, CUSIP: 38141W679	<input checked="" type="checkbox"/>	09/30/09	07/01/11	1,620.09	1,491.90	128.19
547.526	GOLDMAN SACHS HIGH YIELD BOND FUND-INSTL SHS SYMBOL GSHIX, CUSIP: 38141W679	<input checked="" type="checkbox"/>	10/01/01	07/01/11	4,013.37	3,855.55	157.82
492.104	GOLDMAN SACHS HIGH YIELD BOND FUND-INSTL SHS SYMBOL GSHIX, CUSIP: 38141W679	<input checked="" type="checkbox"/>	04/01/03	07/01/11	3,607.12	3,430.77	176.35
229.705	GOLDMAN SACHS HIGH YIELD BOND FUND-INSTL SHS SYMBOL GSHIX, CUSIP: 38141W679	<input checked="" type="checkbox"/>	08/31/09	07/01/11	1,683.74	1,479.30	204.44
488.705	GOLDMAN SACHS HIGH YIELD BOND FUND-INSTL SHS SYMBOL GSHIX, CUSIP: 38141W679	<input checked="" type="checkbox"/>	07/01/02	07/01/11	3,582.21	3,377.70	204.51
237.681	GOLDMAN SACHS HIGH YIELD BOND FUND-INSTL SHS SYMBOL GSHIX, CUSIP: 38141W679	<input checked="" type="checkbox"/>	09/30/08	07/01/11	1,742.20	1,523.70	218.50

THE CANSECO FOUNDATION
 ATTN JORGE CANSECO
 601 ELIZABETH RD
 SAN ANTONIO TX 78209-6134

PAGE
50 of 60
RECIPIENT'S ACCOUNT NUMBER
313-52470

Schedule of Realized Gains and Losses (cont)

Long-Term (cont)

QUANTITY	DESCRIPTION	NON- COVERED	OPEN DATE	CLOSE DATE	NET PROCEEDS	NET COST	REALIZED GAIN/LOSS
230.505	GOLDMAN SACHS HIGH YIELD BOND FUND-INSTL SHS SYMBOL: GSHIX, CUSIP 38141W679	<input checked="" type="checkbox"/>	07/31/09	07/01/11	1,689.60	1,466 01	223.59
524.884	GOLDMAN SACHS HIGH YIELD BOND FUND-INSTL SHS SYMBOL: GSHIX, CUSIP 38141W679	<input checked="" type="checkbox"/>	03/03/03	07/01/11	3,847 40	3,606 73	240.67
521 473	GOLDMAN SACHS HIGH YIELD BOND FUND-INSTL SHS SYMBOL: GSHIX, CUSIP 38141W679	<input checked="" type="checkbox"/>	02/03/03	07/01/11	3,822 40	3,578 06	244 34
524 928	GOLDMAN SACHS HIGH YIELD BOND FUND-INSTL SHS SYMBOL: GSHIX, CUSIP 38141W679	<input checked="" type="checkbox"/>	01/02/03	07/01/11	3,847.72	3,549 19	298 53
521 451	GOLDMAN SACHS HIGH YIELD BOND FUND-INSTL SHS SYMBOL: GSHIX, CUSIP: 38141W679	<input checked="" type="checkbox"/>	12/02/02	07/01/11	3,822.24	3,520 46	301 78
513.825	GOLDMAN SACHS HIGH YIELD BOND FUND-INSTL SHS SYMBOL: GSHIX, CUSIP 38141W679	<input checked="" type="checkbox"/>	09/03/02	07/01/11	3,766.34	3,432.94	333 40
241 832	GOLDMAN SACHS HIGH YIELD BOND FUND-INSTL SHS SYMBOL: GSHIX, CUSIP: 38141W679	<input checked="" type="checkbox"/>	05/29/09	07/01/11	1,772.63	1,431 62	341.01
514.220	GOLDMAN SACHS HIGH YIELD BOND FUND-INSTL SHS SYMBOL: GSHIX, CUSIP 38141W679	<input checked="" type="checkbox"/>	08/01/02	07/01/11	3,769 23	3,404.68	364 55
527.568	GOLDMAN SACHS HIGH YIELD BOND FUND-INSTL SHS SYMBOL: GSHIX, CUSIP 38141W679	<input checked="" type="checkbox"/>	10/01/02	07/01/11	3,867.07	3,461 35	405.72
251 948	GOLDMAN SACHS HIGH YIELD BOND FUND-INSTL SHS SYMBOL: GSHIX, CUSIP 38141W679	<input checked="" type="checkbox"/>	04/30/09	07/01/11	1,846 78	1,420 84	425.94
546 161	GOLDMAN SACHS HIGH YIELD BOND FUND-INSTL SHS SYMBOL: GSHIX, CUSIP 38141W679	<input checked="" type="checkbox"/>	11/01/02	07/01/11	4,003 36	3,490 33	513 03
285.915	GOLDMAN SACHS HIGH YIELD BOND FUND-INSTL SHS SYMBOL: GSHIX, CUSIP: 38141W679	<input checked="" type="checkbox"/>	01/30/09	07/01/11	2,095.76	1,515 02	580 74

THE CANSECO FOUNDATION
 ATTN JORGE CANSECO
 601 ELIZABETH RD
 SAN ANTONIO TX 78209-6134

PAGE
51 of 60
RECIPIENT'S ACCOUNT NUMBER
313-52470

Schedule of Realized Gains and Losses (cont)

Long-Term (cont)

QUANTITY	DESCRIPTION	NON-COVERED	OPEN DATE	CLOSE DATE	NET PROCEEDS	NET COST	REALIZED GAIN/LOSS
271 612	GOLDMAN SACHS HIGH YIELD BOND FUND-INSTL SHS SYMBOL GSHIX, CUSIP 38141W679	<input checked="" type="checkbox"/>	03/31/09	07/01/11	1,990 92	1,409 30	581.62
289.726	GOLDMAN SACHS HIGH YIELD BOND FUND-INSTL SHS SYMBOL GSHIX, CUSIP 38141W679	<input checked="" type="checkbox"/>	10/31/08	07/01/11	2,123.69	1,535.21	588 48
282 998	GOLDMAN SACHS HIGH YIELD BOND FUND-INSTL SHS SYMBOL GSHIX, CUSIP 38141W679	<input checked="" type="checkbox"/>	02/27/09	07/01/11	2,074 38	1,462 71	611 67
326 403	GOLDMAN SACHS HIGH YIELD BOND FUND-INSTL SHS SYMBOL GSHIX, CUSIP: 38141W679	<input checked="" type="checkbox"/>	12/31/08	07/01/11	2,392 53	1,651 09	741 44
304 316	GOLDMAN SACHS HIGH YIELD BOND FUND-INSTL SHS SYMBOL GSHIX, CUSIP 38141W679	<input checked="" type="checkbox"/>	11/28/08	07/01/11	2,230 64	1,484.50	746 14
13 629	GOLDMAN SACHS HIGH YIELD BOND FUND-INSTL SHS SYMBOL GSHIX, CUSIP 38141W679	<input checked="" type="checkbox"/>	07/05/11	07/11/11	99 90	108 80	-8.90
3.042	GOLDMAN SACHS HIGH YIELD BOND FUND-INSTL SHS SYMBOL GSHIX, CUSIP: 38141W679	<input checked="" type="checkbox"/>	07/05/11	07/11/11	22 30	24 44	-2.14
38,520.801	GOLDMAN SACHS TR LARGE CAP VALUE FD CL A SYMBOL GSLAX, CUSIP 38142Y815	<input checked="" type="checkbox"/>	06/01/05	07/11/11	463,790 44	500,000 00	-36,209 56
2,402 939	GOLDMAN SACHS TR LARGE CAP VALUE FD CL A SYMBOL GSLAX, CUSIP 38142Y815	<input checked="" type="checkbox"/>	12/13/07	07/11/11	28,931 39	33,328 77	-4,397 38
794 170	GOLDMAN SACHS TR LARGE CAP VALUE FD CL A SYMBOL GSLAX, CUSIP: 38142Y815	<input checked="" type="checkbox"/>	12/12/06	07/11/11	9,561 81	11,420.16	-1,858.35
2,276.476	GOLDMAN SACHS TR LARGE CAP VALUE FD CL A SYMBOL GSLAX, CUSIP 38142Y815	<input checked="" type="checkbox"/>	12/08/05	07/11/11	27,408.77	29,002 31	-1,593 54
664.616	GOLDMAN SACHS TR LARGE CAP VALUE FD CL A SYMBOL GSLAX, CUSIP: 38142Y815	<input checked="" type="checkbox"/>	12/12/06	07/11/11	8,001.98	9,557 18	-1,555.20

THE CANSECO FOUNDATION
 ATTN JORGE CANSECO
 601 ELIZABETH RD
 SAN ANTONIO TX 78209-6134

PAGE
52 of 60
RECIPIENT'S ACCOUNT NUMBER
313-52470

Schedule of Realized Gains and Losses (cont)

Long-Term (cont)

QUANTITY	DESCRIPTION	NON- COVERED	OPEN DATE	CLOSE DATE	NET PROCEEDS	NET COST	REALIZED GAIN/LOSS
727.573	GOLDMAN SACHS TR LARGE CAP VALUE FD CL A SYMBOL: GSLAX, CUSIP. 38142Y815	<input checked="" type="checkbox"/>	12/13/07	07/11/11	8,759.98	10,091.44	-1,331.46
343.056	GOLDMAN SACHS TR LARGE CAP VALUE FD CL A SYMBOL: GSLAX, CUSIP. 38142Y815	<input checked="" type="checkbox"/>	12/12/06	07/11/11	4,130.39	4,933.14	-802.75
385.463	GOLDMAN SACHS TR LARGE CAP VALUE FD CL A SYMBOL: GSLAX, CUSIP. 38142Y815	<input checked="" type="checkbox"/>	12/13/07	07/11/11	4,640.97	5,346.37	-705.40
706.920	GOLDMAN SACHS TR LARGE CAP VALUE FD CL A SYMBOL: GSLAX, CUSIP. 38142Y815	<input checked="" type="checkbox"/>	12/08/05	07/11/11	8,511.32	9,006.16	-494.84
266.682	GOLDMAN SACHS TR LARGE CAP VALUE FD CL A SYMBOL: GSLAX, CUSIP. 38142Y815	<input checked="" type="checkbox"/>	12/08/05	07/11/11	3,210.85	3,397.53	-186.68
449.558	GOLDMAN SACHS TR LARGE CAP VALUE FD CL A SYMBOL: GSLAX, CUSIP. 38142Y815	<input checked="" type="checkbox"/>	12/08/09	07/11/11	5,412.68	4,625.95	786.73
552.365	GOLDMAN SACHS TR LARGE CAP VALUE FD CL A SYMBOL: GSLAX, CUSIP. 38142Y815	<input checked="" type="checkbox"/>	12/09/08	07/11/11	6,650.47	4,628.82	2,021.65
36,032.318	GOLDMAN SACHS TRUST-GS CORE FIXED INCOME FUND INSTL SHS SYMBOL: GSFIX, CUSIP: 38141W810	<input checked="" type="checkbox"/>	03/07/05	07/01/11	359,602.69	362,853.03	-3,250.34
119.790	GOLDMAN SACHS TRUST-GS CORE FIXED INCOME FUND INSTL SHS SYMBOL: GSFIX, CUSIP. 38141W810	<input checked="" type="checkbox"/>	06/30/05	07/01/11	1,195.50	1,219.52	-24.02
138.467	GOLDMAN SACHS TRUST-GS CORE FIXED INCOME FUND INSTL SHS SYMBOL: GSFIX, CUSIP. 38141W810	<input checked="" type="checkbox"/>	08/31/05	07/01/11	1,381.90	1,404.12	-22.22
118.528	GOLDMAN SACHS TRUST-GS CORE FIXED INCOME FUND INSTL SHS SYMBOL: GSFIX, CUSIP. 38141W810	<input checked="" type="checkbox"/>	05/31/05	07/01/11	1,182.91	1,204.31	-21.40
141.433	GOLDMAN SACHS TRUST-GS CORE FIXED INCOME FUND INSTL SHS SYMBOL: GSFIX, CUSIP. 38141W810	<input checked="" type="checkbox"/>	01/31/08	07/01/11	1,411.50	1,432.78	-21.28

THE CANSECO FOUNDATION
 ATTN JORGE CANSECO
 601 ELIZABETH RD
 SAN ANTONIO TX 78209-6134

PAGE
53 of 60
RECIPIENT'S ACCOUNT NUMBER
313-52470

Schedule of Realized Gains and Losses (cont)

Long-Term (cont)

QUANTITY	DESCRIPTION	NON- COVERED	OPEN DATE	CLOSE DATE	NET PROCEEDS	NET COST	REALIZED GAIN/LOSS
118.340	GOLDMAN SACHS TRUST-GS CORE FIXED INCOME FUND INSTL SHS SYMBOL GSFIX, CUSIP 38141W810	<input checked="" type="checkbox"/>	04/29/05	07/01/11	1,181.03	1,194.08	-13.05
130.917	GOLDMAN SACHS TRUST-GS CORE FIXED INCOME FUND INSTL SHS SYMBOL: GSFIX, CUSIP 38141W810	<input checked="" type="checkbox"/>	07/29/05	07/01/11	1,306.55	1,318.36	-11.81
192.850	GOLDMAN SACHS TRUST-GS CORE FIXED INCOME FUND INSTL SHS SYMBOL GSFIX, CUSIP. 38141W810	<input checked="" type="checkbox"/>	11/30/07	07/01/11	1,924.64	1,936.23	-11.59
233.670	GOLDMAN SACHS TRUST-GS CORE FIXED INCOME FUND INSTL SHS SYMBOL. GSFIX, CUSIP. 38141W810	<input checked="" type="checkbox"/>	12/31/07	07/01/11	2,332.02	2,336.70	-4.67
145.336	GOLDMAN SACHS TRUST-GS CORE FIXED INCOME FUND INSTL SHS SYMBOL GSFIX, CUSIP 38141W810	<input checked="" type="checkbox"/>	09/30/05	07/01/11	1,450.45	1,453.36	-2.91
79.955	GOLDMAN SACHS TRUST-GS CORE FIXED INCOME FUND INSTL SHS SYMBOL: GSFIX, CUSIP 38141W810	<input checked="" type="checkbox"/>	03/31/05	07/01/11	797.95	797.95	0.00
144.075	GOLDMAN SACHS TRUST-GS CORE FIXED INCOME FUND INSTL SHS SYMBOL GSFIX, CUSIP 38141W810	<input checked="" type="checkbox"/>	11/30/06	07/01/11	1,437.87	1,432.08	5.79
147.329	GOLDMAN SACHS TRUST-GS CORE FIXED INCOME FUND INSTL SHS SYMBOL. GSFIX, CUSIP 38141W810	<input checked="" type="checkbox"/>	02/28/07	07/01/11	1,470.34	1,459.99	10.35
98.426	GOLDMAN SACHS TRUST-GS CORE FIXED INCOME FUND INSTL SHS SYMBOL. GSFIX, CUSIP 38141W810	<input checked="" type="checkbox"/>	12/14/05	07/01/11	982.29	971.42	10.87
146.043	GOLDMAN SACHS TRUST-GS CORE FIXED INCOME FUND INSTL SHS SYMBOL GSFIX, CUSIP 38141W810	<input checked="" type="checkbox"/>	11/30/05	07/01/11	1,457.51	1,445.78	11.73
146.669	GOLDMAN SACHS TRUST-GS CORE FIXED INCOME FUND INSTL SHS SYMBOL GSFIX, CUSIP: 38141W810	<input checked="" type="checkbox"/>	10/31/05	07/01/11	1,463.76	1,451.98	11.78
141.824	GOLDMAN SACHS TRUST-GS CORE FIXED INCOME FUND INSTL SHS SYMBOL GSFIX, CUSIP 38141W810	<input checked="" type="checkbox"/>	12/30/05	07/01/11	1,415.40	1,402.59	12.81

THE CANSECO FOUNDATION
 ATTN JORGE CANSECO
 601 ELIZABETH RD
 SAN ANTONIO TX 78209-6134

PAGE
54 of 60
RECIPIENT'S ACCOUNT NUMBER
313-52470

Schedule of Realized Gains and Losses (cont)

Long-Term (cont)

QUANTITY	DESCRIPTION	NON- COVERED	OPEN DATE	CLOSE DATE	NET PROCEEDS	NET COST	REALIZED GAIN/LOSS
149.647	GOLDMAN SACHS TRUST-GS CORE FIXED INCOME FUND INSTL SHS SYMBOL: GSFIX, CUSIP 38141W810	<input checked="" type="checkbox"/>	04/30/07	07/01/11	1,493.48	1,478.46	15.02
133.898	GOLDMAN SACHS TRUST-GS CORE FIXED INCOME FUND INSTL SHS SYMBOL: GSFIX, CUSIP 38141W810	<input checked="" type="checkbox"/>	01/31/06	07/01/11	1,336.30	1,320.18	16.12
155.735	GOLDMAN SACHS TRUST-GS CORE FIXED INCOME FUND INSTL SHS SYMBOL: GSFIX, CUSIP 38141W810	<input checked="" type="checkbox"/>	12/14/05	07/01/11	1,554.23	1,537.05	17.19
191.643	GOLDMAN SACHS TRUST-GS CORE FIXED INCOME FUND INSTL SHS SYMBOL: GSFIX, CUSIP 38141W810	<input checked="" type="checkbox"/>	10/31/07	07/01/11	1,912.60	1,895.29	17.31
148.054	GOLDMAN SACHS TRUST-GS CORE FIXED INCOME FUND INSTL SHS SYMBOL: GSFIX, CUSIP 38141W810	<input checked="" type="checkbox"/>	03/30/07	07/01/11	1,477.58	1,459.75	17.83
99.676	GOLDMAN SACHS TRUST-GS CORE FIXED INCOME FUND INSTL SHS SYMBOL: GSFIX, CUSIP 38141W810	<input checked="" type="checkbox"/>	06/30/10	07/01/11	994.77	976.77	18.00
140.346	GOLDMAN SACHS TRUST-GS CORE FIXED INCOME FUND INSTL SHS SYMBOL: GSFIX, CUSIP: 38141W810	<input checked="" type="checkbox"/>	02/28/06	07/01/11	1,400.65	1,382.34	18.31
144.999	GOLDMAN SACHS TRUST-GS CORE FIXED INCOME FUND INSTL SHS SYMBOL: GSFIX, CUSIP 38141W810	<input checked="" type="checkbox"/>	10/31/06	07/01/11	1,447.09	1,428.17	18.92
146.263	GOLDMAN SACHS TRUST-GS CORE FIXED INCOME FUND INSTL SHS SYMBOL: GSFIX, CUSIP 38141W810	<input checked="" type="checkbox"/>	12/29/06	07/01/11	1,459.70	1,440.62	19.08
161.324	GOLDMAN SACHS TRUST-GS CORE FIXED INCOME FUND INSTL SHS SYMBOL: GSFIX, CUSIP: 38141W810	<input checked="" type="checkbox"/>	02/29/08	07/01/11	1,610.01	1,590.58	19.43
179.922	GOLDMAN SACHS TRUST-GS CORE FIXED INCOME FUND INSTL SHS SYMBOL: GSFIX, CUSIP 38141W810	<input checked="" type="checkbox"/>	09/28/07	07/01/11	1,795.62	1,775.76	19.86
152.848	GOLDMAN SACHS TRUST-GS CORE FIXED INCOME FUND INSTL SHS SYMBOL: GSFIX, CUSIP 38141W810	<input checked="" type="checkbox"/>	09/29/06	07/01/11	1,525.42	1,503.95	21.47

THE CANSECO FOUNDATION
 ATTN JORGE CANSECO
 601 ELIZABETH RD
 SAN ANTONIO TX 78209-6134

PAGE
55 of 60
RECIPIENT'S ACCOUNT NUMBER
313-52470

Schedule of Realized Gains and Losses (cont)

Long-Term (cont)

QUANTITY	DESCRIPTION	NON-COVERED	OPEN DATE	CLOSE DATE	NET PROCEEDS	NET COST	REALIZED GAIN/LOSS
148.501	GOLDMAN SACHS TRUST-GS CORE FIXED INCOME FUND INSTL SHS SYMBOL: GSFIX, CUSIP: 38141W810	<input checked="" type="checkbox"/>	01/31/07	07/01/11	1,482.04	1,455.22	26.82
176.578	GOLDMAN SACHS TRUST-GS CORE FIXED INCOME FUND INSTL SHS SYMBOL: GSFIX, CUSIP: 38141W810	<input checked="" type="checkbox"/>	08/31/07	07/01/11	1,762.25	1,733.90	28.35
154.923	GOLDMAN SACHS TRUST-GS CORE FIXED INCOME FUND INSTL SHS SYMBOL: GSFIX, CUSIP: 38141W810	<input checked="" type="checkbox"/>	08/31/06	07/01/11	1,546.13	1,516.60	29.53
154.919	GOLDMAN SACHS TRUST-GS CORE FIXED INCOME FUND INSTL SHS SYMBOL: GSFIX, CUSIP: 38141W810	<input checked="" type="checkbox"/>	05/31/07	07/01/11	1,546.09	1,515.00	31.09
112.197	GOLDMAN SACHS TRUST-GS CORE FIXED INCOME FUND INSTL SHS SYMBOL: GSFIX, CUSIP: 38141W810	<input checked="" type="checkbox"/>	05/28/10	07/01/11	1,119.72	1,084.84	34.89
151.163	GOLDMAN SACHS TRUST-GS CORE FIXED INCOME FUND INSTL SHS SYMBOL: GSFIX, CUSIP: 38141W810	<input checked="" type="checkbox"/>	03/31/06	07/01/11	1,508.61	1,472.21	36.40
176.196	GOLDMAN SACHS TRUST-GS CORE FIXED INCOME FUND INSTL SHS SYMBOL: GSFIX, CUSIP: 38141W810	<input checked="" type="checkbox"/>	07/31/07	07/01/11	1,758.43	1,721.31	37.13
121.039	GOLDMAN SACHS TRUST-GS CORE FIXED INCOME FUND INSTL SHS SYMBOL: GSFIX, CUSIP: 38141W810	<input checked="" type="checkbox"/>	04/30/10	07/01/11	1,207.97	1,169.11	38.86
164.366	GOLDMAN SACHS TRUST-GS CORE FIXED INCOME FUND INSTL SHS SYMBOL: GSFIX, CUSIP: 38141W810	<input checked="" type="checkbox"/>	06/29/07	07/01/11	1,640.37	1,599.15	41.22
155.829	GOLDMAN SACHS TRUST-GS CORE FIXED INCOME FUND INSTL SHS SYMBOL: GSFIX, CUSIP: 38141W810	<input checked="" type="checkbox"/>	07/31/06	07/01/11	1,555.17	1,512.96	42.21
156.873	GOLDMAN SACHS TRUST-GS CORE FIXED INCOME FUND INSTL SHS SYMBOL: GSFIX, CUSIP: 38141W810	<input checked="" type="checkbox"/>	04/28/06	07/01/11	1,565.59	1,519.95	45.64
119.148	GOLDMAN SACHS TRUST-GS CORE FIXED INCOME FUND INSTL SHS SYMBOL: GSFIX, CUSIP: 38141W810	<input checked="" type="checkbox"/>	02/26/10	07/01/11	1,189.10	1,141.29	47.81

THE CANSECO FOUNDATION
 ATTN JORGE CANSECO
 601 ELIZABETH RD
 SAN ANTONIO TX 78209-6134

PAGE
56 of 60
RECIPIENT'S ACCOUNT NUMBER
313-52470

Schedule of Realized Gains and Losses (cont)

Long-Term (cont)

QUANTITY	DESCRIPTION	NON- COVERED	OPEN DATE	CLOSE DATE	NET PROCEEDS	NET COST	REALIZED GAIN/LOSS
117.943	GOLDMAN SACHS TRUST-GS CORE FIXED INCOME FUND INSTL SHS SYMBOL: GSFIX, CUSIP: 38141W810	<input checked="" type="checkbox"/>	01/29/10	07/01/11	1,177.07	1,126.20	50.87
121.490	GOLDMAN SACHS TRUST-GS CORE FIXED INCOME FUND INSTL SHS SYMBOL: GSFIX, CUSIP: 38141W810	<input checked="" type="checkbox"/>	03/31/10	07/01/11	1,212.47	1,161.29	51.18
156.848	GOLDMAN SACHS TRUST-GS CORE FIXED INCOME FUND INSTL SHS SYMBOL: GSFIX, CUSIP: 38141W810	<input checked="" type="checkbox"/>	05/31/06	07/01/11	1,565.34	1,511.85	53.49
127.410	GOLDMAN SACHS TRUST-GS CORE FIXED INCOME FUND INSTL SHS SYMBOL: GSFIX, CUSIP: 38141W810	<input checked="" type="checkbox"/>	11/30/09	07/01/11	1,271.55	1,215.31	56.24
157.243	GOLDMAN SACHS TRUST-GS CORE FIXED INCOME FUND INSTL SHS SYMBOL: GSFIX, CUSIP: 38141W810	<input checked="" type="checkbox"/>	06/30/06	07/01/11	1,569.28	1,512.50	56.79
185.459	GOLDMAN SACHS TRUST-GS CORE FIXED INCOME FUND INSTL SHS SYMBOL: GSFIX, CUSIP: 38141W810	<input checked="" type="checkbox"/>	04/30/08	07/01/11	1,850.88	1,789.48	61.40
122.345	GOLDMAN SACHS TRUST-GS CORE FIXED INCOME FUND INSTL SHS SYMBOL: GSFIX, CUSIP: 38141W810	<input checked="" type="checkbox"/>	12/31/09	07/01/11	1,221.00	1,149.82	71.18
188.509	GOLDMAN SACHS TRUST-GS CORE FIXED INCOME FUND INSTL SHS SYMBOL: GSFIX, CUSIP: 38141W810	<input checked="" type="checkbox"/>	03/31/08	07/01/11	1,881.32	1,809.46	71.86
196.565	GOLDMAN SACHS TRUST-GS CORE FIXED INCOME FUND INSTL SHS SYMBOL: GSFIX, CUSIP: 38141W810	<input checked="" type="checkbox"/>	05/30/08	07/01/11	1,961.72	1,878.90	82.82
152.195	GOLDMAN SACHS TRUST-GS CORE FIXED INCOME FUND INSTL SHS SYMBOL: GSFIX, CUSIP: 38141W810	<input checked="" type="checkbox"/>	10/30/09	07/01/11	1,518.90	1,434.94	83.97
140.138	GOLDMAN SACHS TRUST-GS CORE FIXED INCOME FUND INSTL SHS SYMBOL: GSFIX, CUSIP: 38141W810	<input checked="" type="checkbox"/>	09/30/09	07/01/11	1,398.58	1,307.21	91.37
61.503	GOLDMAN SACHS TRUST-GS CORE FIXED INCOME FUND INSTL SHS SYMBOL: GSFIX, CUSIP: 38141W810	<input checked="" type="checkbox"/>	12/15/08	07/01/11	613.80	506.46	107.34

THE CANSECO FOUNDATION
 ATTN JORGE CANSECO
 601 ELIZABETH RD
 SAN ANTONIO TX 78209-6134

PAGE
57 of 60
RECIPIENT'S ACCOUNT NUMBER
313-52470

Schedule of Realized Gains and Losses (cont)

Long-Term (cont)

QUANTITY	DESCRIPTION	NON-COVERED	OPEN DATE	CLOSE DATE	NET PROCEEDS	NET COST	REALIZED GAIN/LOSS
197.401	GOLDMAN SACHS TRUST-GS CORE FIXED INCOME FUND INSTL SHS SYMBOL: GSFIX, CUSIP: 38141W810	<input checked="" type="checkbox"/>	06/30/08	07/01/11	1,970.06	1,855.21	114.85
158.952	GOLDMAN SACHS TRUST-GS CORE FIXED INCOME FUND INSTL SHS SYMBOL: GSFIX, CUSIP: 38141W810	<input checked="" type="checkbox"/>	08/31/09	07/01/11	1,586.34	1,455.60	130.74
167.231	GOLDMAN SACHS TRUST-GS CORE FIXED INCOME FUND INSTL SHS SYMBOL: GSFIX, CUSIP: 38141W810	<input checked="" type="checkbox"/>	07/31/09	07/01/11	1,668.96	1,511.28	157.69
207.945	GOLDMAN SACHS TRUST-GS CORE FIXED INCOME FUND INSTL SHS SYMBOL: GSFIX, CUSIP: 38141W810	<input checked="" type="checkbox"/>	08/29/08	07/01/11	2,075.29	1,904.25	171.04
198.757	GOLDMAN SACHS TRUST-GS CORE FIXED INCOME FUND INSTL SHS SYMBOL: GSFIX, CUSIP: 38141W810	<input checked="" type="checkbox"/>	07/31/08	07/01/11	1,983.59	1,812.14	171.45
162.484	GOLDMAN SACHS TRUST-GS CORE FIXED INCOME FUND INSTL SHS SYMBOL: GSFIX, CUSIP: 38141W810	<input checked="" type="checkbox"/>	06/30/09	07/01/11	1,621.59	1,409.72	211.87
196.166	GOLDMAN SACHS TRUST-GS CORE FIXED INCOME FUND INSTL SHS SYMBOL: GSFIX, CUSIP: 38141W810	<input checked="" type="checkbox"/>	09/30/08	07/01/11	1,957.73	1,745.23	212.51
172.973	GOLDMAN SACHS TRUST-GS CORE FIXED INCOME FUND INSTL SHS SYMBOL: GSFIX, CUSIP: 38141W810	<input checked="" type="checkbox"/>	05/29/09	07/01/11	1,726.27	1,492.04	234.23
179.155	GOLDMAN SACHS TRUST-GS CORE FIXED INCOME FUND INSTL SHS SYMBOL: GSFIX, CUSIP: 38141W810	<input checked="" type="checkbox"/>	12/31/08	07/01/11	1,787.97	1,511.23	276.74
178.403	GOLDMAN SACHS TRUST-GS CORE FIXED INCOME FUND INSTL SHS SYMBOL: GSFIX, CUSIP: 38141W810	<input checked="" type="checkbox"/>	04/30/09	07/01/11	1,780.46	1,501.31	279.15
187.784	GOLDMAN SACHS TRUST-GS CORE FIXED INCOME FUND INSTL SHS SYMBOL: GSFIX, CUSIP: 38141W810	<input checked="" type="checkbox"/>	01/30/09	07/01/11	1,874.08	1,568.95	305.13
201.949	GOLDMAN SACHS TRUST-GS CORE FIXED INCOME FUND INSTL SHS SYMBOL: GSFIX, CUSIP: 38141W810	<input checked="" type="checkbox"/>	03/31/09	07/01/11	2,015.45	1,675.15	340.30

THE CANSECO FOUNDATION
 ATTN JORGE CANSECO
 601 ELIZABETH RD
 SAN ANTONIO TX 78209-6134

PAGE
58 of 60
RECIPIENT'S ACCOUNT NUMBER
313-52470

Schedule of Realized Gains and Losses (cont)

Long-Term (cont)

QUANTITY	DESCRIPTION	NON-COVERED	OPEN DATE	CLOSE DATE	NET PROCEEDS	NET COST	REALIZED GAIN/LOSS
212.935	GOLDMAN SACHS TRUST-GS CORE FIXED INCOME FUND INSTL SHS SYMBOL: GSFIX, CUSIP: 38141W810	<input checked="" type="checkbox"/>	10/31/08	07/01/11	2,125.09	1,781.22	343.87
198.035	GOLDMAN SACHS TRUST-GS CORE FIXED INCOME FUND INSTL SHS SYMBOL: GSFIX, CUSIP: 38141W810	<input checked="" type="checkbox"/>	11/28/08	07/01/11	1,976.39	1,624.80	351.59
203.431	GOLDMAN SACHS TRUST-GS CORE FIXED INCOME FUND INSTL SHS SYMBOL: GSFIX, CUSIP: 38141W810	<input checked="" type="checkbox"/>	02/27/09	07/01/11	2,030.24	1,667.03	363.21
238.983	GOLDMAN SACHS TRUST-GS CORE FIXED INCOME FUND INSTL SHS SYMBOL: GSFIX, CUSIP: 38141W810	<input checked="" type="checkbox"/>	12/15/08	07/01/11	2,385.05	1,967.95	417.10
4,573.395	GOLDMAN SACHS TRUST-GS CORE FIXED INCOME FUND INSTL SHS SYMBOL: GSFIX, CUSIP: 38141W810	<input checked="" type="checkbox"/>	02/08/06	07/01/11	45,642.44	45,000.00	642.48
33.231	GOLDMAN SACHS TRUST-GS CORE FIXED INCOME FUND INSTL SHS SYMBOL: GSFIX, CUSIP: 38141W810	<input checked="" type="checkbox"/>	07/05/11	07/11/11	334.64	334.65	-0.01
10.000	IDEARC INC	<input checked="" type="checkbox"/>	08/29/06	07/06/11	1.00	259.22	-258.22
166.000	JPMORGAN CHASE & CO SYMBOL: JPM, CUSIP: 46625H100	<input checked="" type="checkbox"/>	11/06/06	07/01/11	6,899.07	7,962.17	-1,063.10
12.000	JPMORGAN CHASE & CO SYMBOL: JPM, CUSIP: 46625H100	<input checked="" type="checkbox"/>	11/06/06	11/01/11	398.41	575.58	-177.17
113.000	MCGRAW HILL COMPANIES INC SYMBOL: MHP, CUSIP: 580645109	<input checked="" type="checkbox"/>	11/06/06	07/01/11	4,776.58	7,444.13	-2,667.55
41.000	MCGRAW HILL COMPANIES INC SYMBOL: MHP, CUSIP: 580645109	<input checked="" type="checkbox"/>	11/06/06	09/26/11	1,762.21	2,700.97	-938.76
46.000	MCGRAW HILL COMPANIES INC SYMBOL: MHP, CUSIP: 580645109	<input checked="" type="checkbox"/>	11/06/06	10/26/11	1,993.80	3,030.35	-1,036.55
1.000	MICROSOFT CORP SYMBOL: MSFT, CUSIP: 594918104	<input checked="" type="checkbox"/>	03/17/05	07/01/11	26.06	24.85	1.21
48.000	MICROSOFT CORP SYMBOL: MSFT, CUSIP: 594918104	<input checked="" type="checkbox"/>	03/17/05	07/01/11	1,251.33	1,192.61	58.72
528.000	MICROSOFT CORP	<input checked="" type="checkbox"/>	03/17/05	07/01/11	13,764.69	13,118.69	646.00

THE CANSECO FOUNDATION
 ATTN JORGE CANSECO
 601 ELIZABETH RD
 SAN ANTONIO TX 78209-6134

PAGE
59 of 60
RECIPIENT'S ACCOUNT NUMBER
313-52470

Schedule of Realized Gains and Losses (cont)

Long-Term (cont)

QUANTITY	DESCRIPTION	NON- COVERED	OPEN DATE	CLOSE DATE	NET PROCEEDS	NET COST	REALIZED GAIN/LOSS
	SYMBOL MSFT, CUSIP: 594918104						
53.000	MICROSOFT CORP SYMBOL MSFT, CUSIP: 594918104	<input checked="" type="checkbox"/>	03/17/05	07/12/11	1,409.77	1,316.84	92.93
14.000	MICROSOFT CORP SYMBOL MSFT, CUSIP: 594918104	<input checked="" type="checkbox"/>	03/17/05	11/01/11	364.42	347.84	16.58
55.000	PEPSICO INC SYMBOL PEP, CUSIP 713448108	<input checked="" type="checkbox"/>	03/17/05	07/01/11	3,862.65	2,896.38	966.27
145.000	PEPSICO INC SYMBOL PEP, CUSIP: 713448108	<input checked="" type="checkbox"/>	03/17/05	07/01/11	10,183.37	7,635.90	2,547.47
250.000	PRAXAIR INC SYMBOL PX, CUSIP 74005P104	<input checked="" type="checkbox"/>	03/17/05	07/01/11	27,174.85	12,031.63	15,143.22
103.000	QUALCOMM INC SYMBOL QCOM, CUSIP 747525103	<input checked="" type="checkbox"/>	03/17/05	07/01/11	5,951.32	3,891.76	2,059.56
12.000	QUALCOMM INC SYMBOL QCOM, CUSIP 747525103	<input checked="" type="checkbox"/>	03/17/05	11/01/11	604.06	453.41	150.65
300.000	RESEARCH IN MOTION LTD SYMBOL RIMM, CUSIP: 760975102	<input checked="" type="checkbox"/>	11/06/06	07/01/11	8,640.13	12,065.46	-3,425.33
300.000	SCHLUMBERGER LTD SYMBOL: SLB, CUSIP 806857108	<input checked="" type="checkbox"/>	11/06/06	07/01/11	26,267.49	19,301.10	6,966.39
100.000	STRYKER CORP SYMBOL SYK, CUSIP 863667101	<input checked="" type="checkbox"/>	03/17/05	07/01/11	5,996.88	4,716.70	1,280.18
400.000	SUNCOR ENERGY INC NEW SYMBOL SU, CUSIP 867224107	<input checked="" type="checkbox"/>	11/06/06	07/01/11	15,860.29	15,801.45	58.84
250.000	TARGET CORP SYMBOL: TGT, CUSIP 87612E106	<input checked="" type="checkbox"/>	03/17/05	07/01/11	11,960.15	12,968.40	-1,008.25
300.000	THE TRAVELERS COMPANIES INC SYMBOL: TRV, CUSIP: 89417E109	<input checked="" type="checkbox"/>	11/06/06	07/01/11	17,715.10	15,594.41	2,120.69
146.000	UNITED TECHNOLOGIES CORP SYMBOL: UTX, CUSIP: 913017109	<input checked="" type="checkbox"/>	11/06/06	07/01/11	13,183.54	9,564.26	3,619.28
4.000	UNITED TECHNOLOGIES CORP SYMBOL: UTX, CUSIP 913017109	<input checked="" type="checkbox"/>	11/06/06	11/01/11	301.19	262.03	39.16

THE CANSECO FOUNDATION
 ATTN JORGE CANSECO
 601 ELIZABETH RD
 SAN ANTONIO TX 78209-6134

PAGE
60 of 60
RECIPIENT'S ACCOUNT NUMBER
313-52470

Schedule of Realized Gains and Losses (cont)

Long-Term (cont)

QUANTITY	DESCRIPTION	NON-COVERED	OPEN DATE	CLOSE DATE	NET PROCEEDS	NET COST	REALIZED GAIN/LOSS
1 000	WAL-MART STORES INC SYMBOL WMT, CUSIP 931142103	<input checked="" type="checkbox"/>	03/17/05	07/01/11	53 51	52 50	1.01
1 000	WAL-MART STORES INC SYMBOL: WMT, CUSIP 931142103	<input checked="" type="checkbox"/>	03/17/05	07/01/11	53.51	52 50	1 01
108.000	WAL-MART STORES INC SYMBOL WMT, CUSIP: 931142103	<input checked="" type="checkbox"/>	03/17/05	07/01/11	5,780 20	5,669 62	110 58
6.000	WAL-MART STORES INC SYMBOL WMT, CUSIP: 931142103	<input checked="" type="checkbox"/>	03/17/05	11/01/11	339 17	314 98	24.19
400 000	WALT DISNEY CO SYMBOL DIS, CUSIP 254687106	<input checked="" type="checkbox"/>	11/06/06	07/01/11	15,904.29	12,807.43	3,096 86
64.000	ZIMMER HOLDINGS INC SYMBOL ZMH, CUSIP 98956P102	<input checked="" type="checkbox"/>	03/17/05	07/01/11	4,164 40	5,126 60	-962.20
2.000	ZIMMER HOLDINGS INC SYMBOL ZMH, CUSIP 98956P102	<input checked="" type="checkbox"/>	03/17/05	11/01/11	102.07	160.21	-58 14
Long-Term Subtotal					1,726,420.79		-53,263.98
Total Gains and Losses					1,938,434.45		-71,441.08
Short-Term							-18,177.10
Long-Term							-53,263.98
Term Unknown							0.00

THE CANSECO FOUNDATION

GRANT GUIDELINES

The Canseco Foundation is a small, private family grantmaker concerned with making an impact on the cultural, scientific and general education of persons from, in and around the Laredo, Texas area. The Canseco Foundation focuses its grantmaking and other charitable activities on positive educational and social change for the Laredo area.

In 1996, Consuelo S. Canseco established The Canseco Foundation in order to give back to the community where she and her late husband Dr. Francisco M. Canseco lived and raised their children. Her purpose in the foundation was to foster and support positive educational experiences for people in the Laredo area as well as organizations dedicated to the betterment and assistance of those less fortunate. In addition to certain specific entities designated by the donor, local Laredo educational institutions and charitable organizations have been the target grantees.

The Canseco Foundation grant making process is conducted by the Board of directors in an impartial manner based upon an evaluation of each project request. Solicitation of individual members of The Canseco Foundation Board of Directors by potential recipients for specific Foundation grant requests is discouraged.

Priorities for funding will vary from time to time. Even though a project meets established criteria, it may not be adopted because of limited funds or other priorities. The Foundation wishes to encourage projects that are well informed, have clearly defined objectives, demonstrate strong community ties, and promote positive values.

The Canseco Foundation grants do not merely provide funds to an existing project, however worthy. To be eligible for consideration, projects must be efforts involving a not for profit tax exempt 501(c)(3) organization or association as sponsor. They must be designed to provide the most impact for the least amount of dollars. Projects must have the support of appropriate organizations and/or governmental units in the community where the project is to be carried out. The following criteria have been established by the Board of Directors of the Canseco Foundation.

The grant/project must:

1. Be located in the Laredo, Webb County, Texas area or impact or be “linked” to the Laredo, Webb County, Texas area or other areas as designated by the original donor.
2. Be applicable to one of the following categories:
Education; Healthcare; Cultural Development
3. Reasonably ensure continued support after involvement by The Canseco Foundation is discontinued.
4. Demonstrably benefit others beyond the individual organization recipient of the grant.
5. Not involve the payment of general administration costs for the sponsoring organization.
6. The Foundation will not provide funds to lobby legislation or influence public elections.
7. Funding commitments are generally made on a year to year basis.
8. The foundation welcomes collaboration with other grantmakers and favors grantseekers with multiple sources of support.

Additional Grant Making Policies and Guidelines:

If your grant request includes new equipment, please investigate whether reconditioned and/or used equipment can be substituted.

How to Apply for a Grant

Grant seekers should first study this document to determine whether or not their approach and funding needs are consistent with The Foundation’s interests. Organizations that believe their current or proposed activities are responsive, should thoroughly prepare the attached grant application and include all requested supplemental documentation. **The deadline for application is April 30th of each year.** The Board will subsequently review the grant applications and decide whether or not to grant support. Grants are announced in October and distributed by early December. It is requested that all grant recipients follow-up with a report or summary regarding how the grant was used and the success or failure of the subject project.

Please submit all grant applications together with supplemental materials via email per the application’s instructions.

THE CANSECO FOUNDATION

GRANT APPLICATION FORM

THE CANSECO FOUNDATION

601 Elizabeth Road
San Antonio, Texas 78209-6134
Tel: 210-829-8359 Fax: 210-829-5630
jecansec@sbcbglobal.net

GRANT APPLICATION

Organization Name _____

Address _____

Primary Contact/Title _____

Telephone _____ Fax _____

Description of Project or Program for which funds are needed:

Amount Requested from the Foundation \$ _____

Total Project Cost/Budget \$ _____

Funds Available for the Proposed Project

Board Members & Staff	\$ _____
Individuals	\$ _____
Corporations	\$ _____
Foundations	\$ _____
Other _____	\$ _____

Have you applied for funding from other Foundation Sources for this Project?

Yes ____ No ____

If Yes, from whom?

Have you received a grant from this foundation in the past?

If yes, how much have you been awarded?

Organization's Mission Statement:

Demographics:

Number of people directly served: _____

Geographical area served: _____

How will the project be evaluated?

If awarded, when would this grant be used?

Classification of the Project/Program: (Please Circle)

A. Education

B. Arts & Culture

C. Medical/Science

D. Social/Human Service

E. Youth

F. Conservation/Preservation

G. Religious

H. Other _____

Legal Name of Organization _____

IRS Tax Identification Number _____

Year Organization Established _____

Has the organization received and attached a favorable IRS Tax Exemption Ruling Letter for 501(c)(3) Status? Yes ___ No ___

Financial recapitulation as of Fiscal Year Ended _____

Total Assets	\$	_____
Total Debt	\$	_____
Total Income	\$	_____
Total Expenses	\$	_____
Total Endowment	\$	_____

Sources of Revenue

Board Members	\$	_____
% Who gave _____		
Private Contributions	\$	_____
United Way	\$	_____
Corporations/Business	\$	_____
Foundation Grants	\$	_____
Special Events/Fund-raisers	\$	_____
Other	\$	_____

Name of Auditors/Accountants _____

Name of Primary Financial Institution _____

Name of Investment Adviser _____

List of Officers and Board of Directors:

This information in this application has been completed to the best of our knowledge and is accurate on behalf of the organization as represented. The funds, if awarded, shall be used in accordance with the terms of this application.

SIGNED: _____

TITLE: _____

DATE: _____

PLEASE INCLUDE THE FOLLOWING WITH THE COMPLETED APPLICATION:

- A. Original Application.
- B. Your cover letter signed by your Executive Director, Chairman or authorized officer of your organization.
- C. One copy of your most recent audited Annual Financial Statement.
- D. One copy of your IRS Ruling Letter.

PLEASE DO NOT INCLUDE VIDEO OR SLIDES.

**YOUR ORGANIZATION WILL BE NOTIFIED IN WRITING OF THE
DECISION OF THE BOARD OF DIRECTORS.**

**IF YOU HAVE ANY QUESTIONS REGARDING THE PREPARATION AND
COMPLETION OF THIS APPLICATION, PLEASE CONTACT JORGE
CANSECO AT 210-581-1050 OR VIA EMAIL JECANSECO@SBCGLOBAL.NET.**

APPLICATIONS ARE DUE BY APRIL 30TH

**PLEASE SCAN THE COMPLETED APPLICATION AND ITS
ATTACHMENTS IN PDF FORMAT AND SEND VIA EMAIL TO:
JECANSECO@SBCGLOBAL.NET**

PLEASE DO NOT SEND A HARD COPY