



See a Social Security Number? Say Something!  
Report Privacy Problems to <https://public.resource.org/privacy>  
Or call the IRS Identity Theft Hotline at 1-800-908-4490



Form **990-PF**

Department of the Treasury  
Internal Revenue Service

Return of Private Foundation  
or Section 4947(a)(1) Nonexempt Charitable Trust  
Treated as a Private Foundation

**Note.** The foundation may be able to use a copy of this return to satisfy state reporting requirements

OMB No 1545-0052

2011

For calendar year 2011, or tax year beginning 01-01-2011 , and ending 12-31-2011

G Check all that apply

☐ Initial return

☐ Initial return of a former public charity

☐ Final return

☐ Amended return

☐ Address change

☐ Name change

Name of foundation  
THE MERRICK FOUNDATION

**A Employer identification number**  
73-6111622

Number and street (or P O box number if mail is not delivered to street address)  
2932 NW 122ND STREET  
ROOM/SUITE D

Room/suite

**B Telephone number** (see page 10 of the instructions)  
(405) 755-5571

City or town, state, and ZIP code  
OKLAHOMA CITY, OK 73120

**C** If exemption application is pending, check here ☐

**D 1.** Foreign organizations, check here ☐

**2.** Foreign organizations meeting the 85% test, check here and attach computation ☐





**H** Check type of organization ☒ Section 501(c)(3) exempt private foundation  
☐ Section 4947(a)(1) nonexempt charitable trust ☐ Other taxable private foundation

**I** Fair market value of all assets at end of year (from Part II, col. (c), line 16)  
\$ 9,700,239

**J** Accounting method ☒ Cash ☐ Accrual  
☐ Other (specify) \_\_\_\_\_  
(Part I, column (d) must be on cash basis.)

**E** If private foundation status was terminated under section 507(b)(1)(A), check here ☐




**F** If the foundation is in a 60-month termination under section 507(b)(1)(B), check here ☐

Part I Analysis of Revenue and Expenses (The total of amounts in columns (b), (c), and (d) may not necessarily equal the amounts in column (a) (see page 11 of the instructions) )		(a) Revenue and expenses per books	(b) Net investment income	(c) Adjusted net income	(d) Disbursements for charitable purposes (cash basis only)
Revenue	1 Contributions, gifts, grants, etc , received (attach schedule)				
	2 Check <input checked="" type="checkbox"/> if the foundation is <b>not</b> required to attach Sch B				
	3 Interest on savings and temporary cash investments				
	4 Dividends and interest from securities. . . . .	114,640	114,640		
	5a Gross rents . . . . .				
	b Net rental income or (loss) _____				
	6a Net gain or (loss) from sale of assets not on line 10	446,186			
	b Gross sales price for all assets on line 6a 3,720,039				
	7 Capital gain net income (from Part IV, line 2) . . . .		446,186		
	8 Net short-term capital gain . . . . .				
	9 Income modifications . . . . .				
	10a Gross sales less returns and allowances				
	b Less Cost of goods sold . . . . .				
Operating and Administrative Expenses	c Gross profit or (loss) (attach schedule) . . . . .				
	11 Other income (attach schedule) . . . . .				
	12 <b>Total.</b> Add lines 1 through 11 . . . . .	560,826	560,826		
	13 Compensation of officers, directors, trustees, etc	27,500	5,500		22,000
	14 Other employee salaries and wages . . . . .				
	15 Pension plans, employee benefits . . . . .				
	16a Legal fees (attach schedule). . . . .				
	b Accounting fees (attach schedule). . . . .	 1,480			1,480
	c Other professional fees (attach schedule) . . . . .	 153,205	99,042		54,163
	17 Interest . . . . .				
	18 Taxes (attach schedule) (see page 14 of the instructions)	 7,172	5,342		
	19 Depreciation (attach schedule) and depletion . . . .				
	20 Occupancy . . . . .				
	21 Travel, conferences, and meetings . . . . .	4,172			4,172
	22 Printing and publications . . . . .				
	23 Other expenses (attach schedule). . . . .	 12,624	79		12,545
	24 <b>Total operating and administrative expenses.</b> Add lines 13 through 23 . . . . .	206,153	109,963		94,360
	25 Contributions, gifts, grants paid . . . . .	433,500			433,500
	26 <b>Total expenses and disbursements.</b> Add lines 24 and 25	639,653	109,963		527,860
	27 Subtract line 26 from line 12				
	a <b>Excess of revenue over expenses and disbursements</b>	-78,827			
	b <b>Net investment income</b> (if negative, enter -0-)		450,863		
	c <b>Adjusted net income</b> (if negative, enter -0-)				


For Privacy Act and Paperwork Reduction Act Notice, see page 30 of the instructions.

Cat No 11289X

Form 990-PF (2011)

Part II Balance Sheets		Attached schedules and amounts in the description column should be for end-of-year amounts only (See instructions )	Beginning of year	End of year	
			(a) Book Value	(b) Book Value	(c) Fair Market Value
Assets	1	Cash—non-interest-bearing . . . . .	1,132,317	32,807	32,807
	2	Savings and temporary cash investments . . . . .	269,343	265,439	265,439
	3	Accounts receivable ▶ _____ Less allowance for doubtful accounts ▶ _____			
	4	Pledges receivable ▶ _____ Less allowance for doubtful accounts ▶ _____			
	5	Grants receivable . . . . .			
	6	Receivables due from officers, directors, trustees, and other disqualified persons (attach schedule) (see page 15 of the instructions) . . . . .			
	7	Other notes and loans receivable (attach schedule) ▶ _____ Less allowance for doubtful accounts ▶ _____			
	8	Inventories for sale or use . . . . .			
	9	Prepaid expenses and deferred charges . . . . .			
	10a	Investments—U S and state government obligations (attach schedule)	533,651	897,213	897,213
	b	Investments—corporate stock (attach schedule) . . . . .	4,445,578 	3,571,195	3,571,195
	c	Investments—corporate bonds (attach schedule). . . . .	437,966 	260,078	260,078
	11	Investments—land, buildings, and equipment basis ▶ _____ Less accumulated depreciation (attach schedule) ▶ _____			
	12	Investments—mortgage loans . . . . .			
	13	Investments—other (attach schedule) . . . . .	3,849,082 	4,673,507	4,673,507
	14	Land, buildings, and equipment basis ▶ _____ Less accumulated depreciation (attach schedule) ▶ _____			
Liabilities	15	Other assets (describe ▶ _____)			
	16	Total assets (to be completed by all filers—see the instructions Also, see page 1, item I)	10,667,937	9,700,239	9,700,239
	17	Accounts payable and accrued expenses . . . . .			
	18	Grants payable . . . . .			
	19	Deferred revenue . . . . .			
	20	Loans from officers, directors, trustees, and other disqualified persons			
	21	Mortgages and other notes payable (attach schedule) . . . . .			
Net Assets or Fund Balances	22	Other liabilities (describe ▶ _____)			
	23	Total liabilities (add lines 17 through 22) . . . . .		0	
Net Assets or Fund Balances		Foundations that follow SFAS 117, check here ▶ <input checked="" type="checkbox"/> and complete lines 24 through 26 and lines 30 and 31.			
	24	Unrestricted . . . . .	10,667,937	9,700,239	
	25	Temporarily restricted . . . . .			
	26	Permanently restricted . . . . .			
		Foundations that do not follow SFAS 117, check here ▶ <input type="checkbox"/> and complete lines 27 through 31.			
	27	Capital stock, trust principal, or current funds . . . . .			
	28	Paid-in or capital surplus, or land, bldg , and equipment fund			
	29	Retained earnings, accumulated income, endowment, or other funds			
	30	Total net assets or fund balances (see page 17 of the instructions) . . . . .	10,667,937	9,700,239	
Net Assets or Fund Balances	31	Total liabilities and net assets/fund balances (see page 17 of the instructions) . . . . .	10,667,937	9,700,239	

Part III Analysis of Changes in Net Assets or Fund Balances

1	Total net assets or fund balances at beginning of year—Part II, column (a), line 30 (must agree with end-of-year figure reported on prior year’s return) . . . . .	1	10,667,937
2	Enter amount from Part I, line 27a . . . . .	2	-78,827
3	Other increases not included in line 2 (itemize) ▶ _____ 	3	-888,871
4	Add lines 1, 2, and 3 . . . . .	4	9,700,239
5	Decreases not included in line 2 (itemize) ▶ _____	5	
6	Total net assets or fund balances at end of year (line 4 minus line 5)—Part II, column (b), line 30 . . . . .	6	9,700,239

Part IV Capital Gains and Losses for Tax on Investment Income

(a) List and describe the kind(s) of property sold (e g , real estate, 2-story brick warehouse, or common stock, 200 shs MLC Co )		(b) How acquired P—Purchase D—Donation	(c) Date acquired (mo , day, yr )	(d) Date sold (mo , day, yr )
1a See Additional Data Table				
b				
c				
d				
e				

(e) Gross sales price	(f) Depreciation allowed (or allowable)	(g) Cost or other basis plus expense of sale	(h) Gain or (loss) (e) plus (f) minus (g)
a See Additional Data Table			
b			
c			
d			
e			

Complete only for assets showing gain in column (h) and owned by the foundation on 12/31/69			(l) Gains (Col (h) gain minus col (k), but not less than -0-) or Losses (from col (h))
(i) F M V as of 12/31/69	(j) Adjusted basis as of 12/31/69	(k) Excess of col (i) over col (j), if any	
a See Additional Data Table			
b			
c			
d			
e			

2 Capital gain net income or (net capital loss)	{ If gain, also enter in Part I, line 7 If (loss), enter -0- in Part I, line 7 }	2	446,186
3 Net short-term capital gain or (loss) as defined in sections 1222(5) and (6) If gain, also enter in Part I, line 8, column (c) (see pages 13 and 17 of the instructions) If (loss), enter -0- in Part I, line 8 . . . . .		3	46,806

Part V Qualification Under Section 4940(e) for Reduced Tax on Net Investment Income

(For optional use by domestic private foundations subject to the section 4940(a) tax on net investment income )

If section 4940(d)(2) applies, leave this part blank

Was the foundation liable for the section 4942 tax on the distributable amount of any year in the base period? ☐ Yes ☒ No  
If "Yes," the foundation does not qualify under section 4940(e) Do not complete this part

1 Enter the appropriate amount in each column for each year, see page 18 of the instructions before making any entries

(a) Base period years Calendar year (or tax year beginning in)	(b) Adjusted qualifying distributions	(c) Net value of noncharitable-use assets	(d) Distribution ratio (col (b) divided by col (c))
2010	435,794	10,002,099	0 043570
2009	544,402	9,091,376	0 059881
2008	633,779	11,886,350	0 053320
2007	661,588	14,362,604	0 046063
2006	573,765	13,041,303	0 043996

2 Total of line 1, column (d). . . . .	2	0 246830
3 Average distribution ratio for the 5-year base period—divide the total on line 2 by 5, or by the number of years the foundation has been in existence if less than 5 years . . . . .	3	0 049366
4 Enter the net value of noncharitable-use assets for 2011 from Part X, line 5. . . . .	4	10,302,123
5 Multiply line 4 by line 3. . . . .	5	508,575
6 Enter 1% of net investment income (1% of Part I, line 27b). . . . .	6	4,509
7 Add lines 5 and 6. . . . .	7	513,084
8 Enter qualifying distributions from Part XII, line 4. . . . .	8	527,860

If line 8 is equal to or greater than line 7, check the box in Part VI, line 1b, and complete that part using a 1% tax rate See the Part VI instructions on page 18

Part VIExcise Tax Based on Investment Income (Section 4940(a), 4940(b), 4940(e), or 4948—see page 18 of the instructions)

1a		Exempt operating foundations described in section 4940(d)(2), check here <input type="checkbox"/> and enter "N/A" on line 1				
		Date of ruling or determination letter _____ (attach copy of letter if necessary—see instructions)				
b		Domestic foundations that meet the section 4940(e) requirements in Part V, check here <input checked="" type="checkbox"/> and enter 1% of Part I, line 27b . . . . .		1	4,509	
c		All other domestic foundations enter 2% of line 27b Exempt foreign organizations enter 4% of Part I, line 12, col (b)				
2		Tax under section 511 (domestic section 4947(a)(1) trusts and taxable foundations only Others enter -0-)		2		
3		Add lines 1 and 2. . . . .		3	4,509	
4		Subtitle A (income) tax (domestic section 4947(a)(1) trusts and taxable foundations only Others enter -0-)		4		
5		Tax based on investment income. Subtract line 4 from line 3 If zero or less, enter -0- . . . . .		5	4,509	
6		Credits/Payments				
a		2011 estimated tax payments and 2010 overpayment credited to 2011	6a	1,850		
b		Exempt foreign organizations—tax withheld at source . . . . .	6b			
c		Tax paid with application for extension of time to file (Form 8868)	6c			
d		Backup withholding erroneously withheld . . . . .	6d			
7		Total credits and payments Add lines 6a through 6d. . . . .		7	1,850	
8		Enter any penalty for underpayment of estimated tax Check here <input checked="" type="checkbox"/> if Form 2220 is attached		8	22	
9		Tax due. If the total of lines 5 and 8 is more than line 7, enter amount owed . . . . .		9	2,681	
10		Overpayment. If line 7 is more than the total of lines 5 and 8, enter the amount overpaid. . . . .		10		
11		Enter the amount of line 10 to be Credited to 2012 estimated tax	0	Refunded	11	

Part VII-AStatements Regarding Activities

1a	During the tax year, did the foundation attempt to influence any national, state, or local legislation or did it participate or intervene in any political campaign? . . . . .		Yes	No
		1a		No
b	Did it spend more than \$100 during the year (either directly or indirectly) for political purposes (see page 19 of the instructions for definition)? . . . . .			No
	If the answer is "Yes" to 1a or 1b, attach a detailed description of the activities and copies of any materials published or distributed by the foundation in connection with the activities.			
c	Did the foundation file Form 1120-POL for this year? . . . . .	1c		No
d	Enter the amount (if any) of tax on political expenditures (section 4955) imposed during the year (1) On the foundation  \$ _____ (2) On foundation managers  \$ _____			
e	Enter the reimbursement (if any) paid by the foundation during the year for political expenditure tax imposed on foundation managers  \$ _____			
2	Has the foundation engaged in any activities that have not previously been reported to the IRS? . . . . .	2		No
	If "Yes," attach a detailed description of the activities.			
3	Has the foundation made any changes, not previously reported to the IRS, in its governing instrument, articles of incorporation, or bylaws, or other similar instruments? If "Yes," attach a conformed copy of the changes . . . . .	3		No
4a	Did the foundation have unrelated business gross income of \$1,000 or more during the year? . . . . .	4a		No
b	If "Yes," has it filed a tax return on Form 990-T for this year? . . . . .	4b		
5	Was there a liquidation, termination, dissolution, or substantial contraction during the year? . . . . .	5		No
	If "Yes," attach the statement required by General Instruction T.			
6	Are the requirements of section 508(e) (relating to sections 4941 through 4945) satisfied either <ul style="list-style-type: none"><li>By language in the governing instrument, or</li><li>By state legislation that effectively amends the governing instrument so that no mandatory directions that conflict with the state law remain in the governing instrument? . . . . .</li></ul>	6		No
7	Did the foundation have at least \$5,000 in assets at any time during the year? If "Yes," complete Part II, col (c), and Part XV	7	Yes	
8a	Enter the states to which the foundation reports or with which it is registered (see page 19 of the instructions)  OK _____			
b	If the answer is "Yes" to line 7, has the foundation furnished a copy of Form 990-PF to the Attorney General (or designate) of each state as required by General Instruction G? If "No," attach explanation .	8b	Yes	
9	Is the foundation claiming status as a private operating foundation within the meaning of section 4942(j)(3) or 4942(j)(5) for calendar year 2011 or the taxable year beginning in 2011 (see instructions for Part XIV on page 27)? If "Yes," complete Part XIV . . . . .	9		No
10	Did any persons become substantial contributors during the tax year? If "Yes," attach a schedule listing their names and addresses	10		No

Part VII-A

Statements Regarding Activities (continued)

11	At any time during the year, did the foundation, directly or indirectly, own a controlled entity within the meaning of section 512(b)(13)? If "Yes," attach schedule (see page 20 of the instructions).	11		No
12	Did the foundation acquire a direct or indirect interest in any applicable insurance contract before August 17, 2008?	12		No
13	Did the foundation comply with the public inspection requirements for its annual returns and exemption application? Website address N/A	13	Yes	
14	The books are in care of FOUNDATION MANAGEMENT INC Telephone no (405) 755-5571 Located at 2932 NW 122ND STREET STE D OKLAHOMA CITY OK ZIP+4 73120			
15	Section 4947(a)(1) nonexempt charitable trusts filing Form 990-PF in lieu of Form 1041—Check here and enter the amount of tax-exempt interest received or accrued during the year.			
16	At any time during calendar year 2011, did the foundation have an interest in or a signature or other authority over a bank, securities, or other financial account in a foreign country?	15		
	See the instructions for exceptions and filing requirements for Form TD F 90-22.1 If "Yes", enter the name of the foreign country	16	Yes	No

Part VII-B

Statements Regarding Activities for Which Form 4720 May Be Required

File Form 4720 if any item is checked in the "Yes" column, unless an exception applies.			Yes	No
1a	During the year did the foundation (either directly or indirectly) (1) Engage in the sale or exchange, or leasing of property with a disqualified person? (2) Borrow money from, lend money to, or otherwise extend credit to (or accept it from) a disqualified person? (3) Furnish goods, services, or facilities to (or accept them from) a disqualified person? (4) Pay compensation to, or pay or reimburse the expenses of, a disqualified person? (5) Transfer any income or assets to a disqualified person (or make any of either available for the benefit or use of a disqualified person)? (6) Agree to pay money or property to a government official? (Exception. Check "No" if the foundation agreed to make a grant to or to employ the official for a period after termination of government service, if terminating within 90 days ).			
b	If any answer is "Yes" to 1a(1)–(6), did any of the acts fail to qualify under the exceptions described in Regulations section 53.4941(d)-3 or in a current notice regarding disaster assistance (see page 20 of the instructions)? Organizations relying on a current notice regarding disaster assistance check here.	1b		No
c	Did the foundation engage in a prior year in any of the acts described in 1a, other than excepted acts, that were not corrected before the first day of the tax year beginning in 2011?	1c		No
2	Taxes on failure to distribute income (section 4942) (does not apply for years the foundation was a private operating foundation defined in section 4942(j)(3) or 4942(j)(5))			
a	At the end of tax year 2011, did the foundation have any undistributed income (lines 6d and 6e, Part XIII) for tax year(s) beginning before 2011? If "Yes," list the years 20 , 20 , 20 , 20			
b	Are there any years listed in 2a for which the foundation is not applying the provisions of section 4942(a)(2) (relating to incorrect valuation of assets) to the year's undistributed income? (If applying section 4942(a)(2) to all years listed, answer "No" and attach statement—see page 20 of the instructions ).	2b		
c	If the provisions of section 4942(a)(2) are being applied to any of the years listed in 2a, list the years here 20 , 20 , 20 , 20			
3a	Did the foundation hold more than a 2% direct or indirect interest in any business enterprise at any time during the year?			
b	If "Yes," did it have excess business holdings in 2011 as a result of (1) any purchase by the foundation or disqualified persons after May 26, 1969, (2) the lapse of the 5-year period (or longer period approved by the Commissioner under section 4943(c)(7)) to dispose of holdings acquired by gift or bequest, or (3) the lapse of the 10-, 15-, or 20-year first phase holding period? (Use Schedule C, Form 4720, to determine if the foundation had excess business holdings in 2011.).	3b		
4a	Did the foundation invest during the year any amount in a manner that would jeopardize its charitable purposes?	4a		No
b	Did the foundation make any investment in a prior year (but after December 31, 1969) that could jeopardize its charitable purpose that had not been removed from jeopardy before the first day of the tax year beginning in 2011?	4b		No

Part VII-B

Statements Regarding Activities for Which Form 4720 May Be Required (continued)

5a	During the year did the foundation pay or incur any amount to			
	(1) Carry on propaganda, or otherwise attempt to influence legislation (section 4945(e))?	<input type="checkbox"/> Yes	<input checked="" type="checkbox"/> No	
	(2) Influence the outcome of any specific public election (see section 4955), or to carry on, directly or indirectly, any voter registration drive?	<input type="checkbox"/> Yes	<input checked="" type="checkbox"/> No	
	(3) Provide a grant to an individual for travel, study, or other similar purposes?	<input type="checkbox"/> Yes	<input checked="" type="checkbox"/> No	
	(4) Provide a grant to an organization other than a charitable, etc , organization described in section 509(a)(1 ), (2), or (3), or section 4940(d)(2)? (see page 22 of the instructions).	<input type="checkbox"/> Yes	<input checked="" type="checkbox"/> No	
	(5) Provide for any purpose other than religious, charitable, scientific, literary, or educational purposes, or for the prevention of cruelty to children or animals?	<input type="checkbox"/> Yes	<input checked="" type="checkbox"/> No	
b	If any answer is "Yes" to 5a(1)–(5), did <b>any</b> of the transactions fail to qualify under the exceptions described in Regulations section 53.4945 or in a current notice regarding disaster assistance (see page 22 of the instructions)? Organizations relying on a current notice regarding disaster assistance check here.	5b		
c	If the answer is "Yes" to question 5a(4), does the foundation claim exemption from the tax because it maintained expenditure responsibility for the grant? <i>If "Yes," attach the statement required by Regulations section 53.4945–5(d).</i>			
6a	Did the foundation, during the year, receive any funds, directly or indirectly, to pay premiums on a personal benefit contract?			
b	Did the foundation, during the year, pay premiums, directly or indirectly, on a personal benefit contract? <i>If "Yes" to 6b, file Form 8870.</i>	6b		No
7a	At any time during the tax year, was the foundation a party to a prohibited tax shelter transaction?			
b	If yes, did the foundation receive any proceeds or have any net income attributable to the transaction?	7b		

Part VIII

Information About Officers, Directors, Trustees, Foundation Managers, Highly Paid Employees, and Contractors

1 List all officers, directors, trustees, foundation managers and their compensation (see page 22 of the instructions).				
(a) Name and address	(b) Title, and average hours per week devoted to position	(c) Compensation (If not paid, enter -0-)	(d) Contributions to employee benefit plans and deferred compensation	(e) Expense account, other allowances
See Additional Data Table				
2 Compensation of five highest-paid employees (other than those included on line 1—see page 23 of the instructions). If none, enter "NONE."				
(a) Name and address of each employee paid more than \$50,000	(b) Title, and average hours per week devoted to position	(c) Compensation	(d) Contributions to employee benefit plans and deferred compensation	(e) Expense account, other allowances
NONE				
Total number of other employees paid over \$50,000.				

Part VIII

Information About Officers, Directors, Trustees, Foundation Managers, Highly Paid Employees, and Contractors (continued)

3 Five highest-paid independent contractors for professional services (see page 23 of the instructions). If none, enter "NONE".		
(a) Name and address of each person paid more than \$50,000	(b) Type of service	(c) Compensation
MORGANSTANLEY SMITH BARNEY	INVESTMENT SVCS	80,392
2200 S UTICA PL STE 300 TULSA,OK 74114		
FOUNDATION MANAGEMENT INC	MANAGEMENT SVCS	57,288
2932 NW 122ND ST STE D OKLAHOMA CITY,OK 73120		
Total number of others receiving over \$50,000 for professional services. . . . .		

Part IX-A

Summary of Direct Charitable Activities

List the foundation's four largest direct charitable activities during the tax year. Include relevant statistical information such as the number of organizations and other beneficiaries served, conferences convened, research papers produced, etc.	Expenses
1	
2	
3	
4	

Part IX-B

Summary of Program-Related Investments (see page 23 of the instructions)

Describe the two largest program-related investments made by the foundation during the tax year on lines 1 and 2	Amount
<b>1</b> N/A	
<b>2</b>	
All other program-related investments See page 24 of the instructions	
<b>3</b>	
<b>Total.</b> Add lines 1 through 3. . . . .	

Part X

Minimum Investment Return (All domestic foundations must complete this part. Foreign foundations, see page 24 of the instructions.)

1	Fair market value of assets not used (or held for use) directly in carrying out charitable, etc , purposes		
a	Average monthly fair market value of securities. . . . .	1a	9,374,696
b	Average of monthly cash balances. . . . .	1b	1,084,312
c	Fair market value of all other assets (see page 24 of the instructions). . . . .	1c	0
d	Total (add lines 1a, b, and c). . . . .	1d	10,459,008
e	Reduction claimed for blockage or other factors reported on lines 1a and 1c (attach detailed explanation). . . . .	1e	
2	Acquisition indebtedness applicable to line 1 assets. . . . .	2	
3	Subtract line 2 from line 1d. . . . .	3	10,459,008
4	Cash deemed held for charitable activities Enter 1 1/2% of line 3 (for greater amount, see page 25 of the instructions). . . . .	4	156,885
5	Net value of noncharitable-use assets. Subtract line 4 from line 3 Enter here and on Part V, line 4	5	10,302,123
6	Minimum investment return. Enter 5% of line 5. . . . .	6	515,106

Part XI

Distributable Amount (see page 25 of the instructions) (Section 4942(j)(3) and (j)(5) private operating foundations and certain foreign organizations check here ☒ and do not complete this part.)

1	Minimum investment return from Part X, line 6. . . . .	1	515,106
2a	Tax on investment income for 2011 from Part VI, line 5. . . . .	2a	4,509
b	Income tax for 2011 (This does not include the tax from Part VI ). . . . .	2b	
c	Add lines 2a and 2b. . . . .	2c	4,509
3	Distributable amount before adjustments Subtract line 2c from line 1. . . . .	3	510,597
4	Recoveries of amounts treated as qualifying distributions. . . . .	4	
5	Add lines 3 and 4. . . . .	5	510,597
6	Deduction from distributable amount (see page 25 of the instructions). . . . .	6	
7	Distributable amount as adjusted Subtract line 6 from line 5 Enter here and on Part XIII, line 1. . . . .	7	510,597

Part XII

Qualifying Distributions (see page 25 of the instructions)

1	Amounts paid (including administrative expenses) to accomplish charitable, etc , purposes		
a	Expenses, contributions, gifts, etc —total from Part I, column (d), line 26. . . . .	1a	527,860
b	Program-related investments—total from Part IX-B. . . . .	1b	
2	Amounts paid to acquire assets used (or held for use) directly in carrying out charitable, etc , purposes. . . . .	2	
3	Amounts set aside for specific charitable projects that satisfy the		
a	Suitability test (prior IRS approval required). . . . .	3a	
b	Cash distribution test (attach the required schedule). . . . .	3b	
4	Qualifying distributions. Add lines 1a through 3b Enter here and on Part V, line 8, and Part XIII, line 4	4	527,860
5	Foundations that qualify under section 4940(e) for the reduced rate of tax on net investment income Enter 1% of Part I, line 27b (see page 26 of the instructions). . . . .	5	4,509
6	Adjusted qualifying distributions. Subtract line 5 from line 4. . . . .	6	523,351
Note: The amount on line 6 will be used in Part V, column (b), in subsequent years when calculating whether the foundation qualifies for the section 4940(e) reduction of tax in those years			

Part XIII

Undistributed Income (see page 26 of the instructions)

	(a) Corpus	(b) Years prior to 2010	(c) 2010	(d) 2011
1 Distributable amount for 2011 from Part XI, line 7				510,597
2 Undistributed income, if any, as of the end of 2011				
a Enter amount for 2010 only. . . . .			429,208	
b Total for prior years 20__, 20__, 20__				
3 Excess distributions carryover, if any, to 2011				
a From 2006. . . . .				
b From 2007. . . . .				
c From 2008. . . . .				
d From 2009. . . . .				
e From 2010. . . . .				
f Total of lines 3a through e. . . . .				
4 Qualifying distributions for 2011 from Part XII, line 4 ▶ \$ 527,860				
a Applied to 2010, but not more than line 2a			429,208	
b Applied to undistributed income of prior years (Election required—see page 26 of the instructions)				
c Treated as distributions out of corpus (Election required—see page 26 of the instructions). . .				
d Applied to 2011 distributable amount. . . . .				98,652
e Remaining amount distributed out of corpus				
5 Excess distributions carryover applied to 2011 (If an amount appears in column (d), the same amount must be shown in column (a).)				
6 Enter the net total of each column as indicated below:				
a Corpus Add lines 3f, 4c, and 4e Subtract line 5				
b Prior years' undistributed income Subtract line 4b from line 2b. . . . .				
c Enter the amount of prior years' undistributed income for which a notice of deficiency has been issued, or on which the section 4942(a) tax has been previously assessed. . . . .				
d Subtract line 6c from line 6b Taxable amount—see page 27 of the instructions. . .				
e Undistributed income for 2010 Subtract line 4a from line 2a Taxable amount—see page 27 of the instructions. . . . .				
f Undistributed income for 2011 Subtract lines 4d and 5 from line 1 This amount must be distributed in 2011. . . . .				411,945
7 Amounts treated as distributions out of corpus to satisfy requirements imposed by section 170(b)(1)(F) or 4942(g)(3) (see page 27 of the instructions). . . . .				
8 Excess distributions carryover from 2006 not applied on line 5 or line 7 (see page 27 of the instructions). . . . .				
9 Excess distributions carryover to 2012. Subtract lines 7 and 8 from line 6a. . . . .				
10 Analysis of line 9				
a Excess from 2007. . . .				
b Excess from 2008. . . .				
c Excess from 2009. . . .				
d Excess from 2010. . . .				
e Excess from 2011. . . .				

Part XIV

Private Operating Foundations (see page 27 of the instructions and Part VII-A, question 9)

1a

If the foundation has received a ruling or determination letter that it is a private operating foundation, and the ruling is effective for 2011, enter the date of the ruling.

b

Check box to indicate whether the organization is a private operating foundation described in section 4942(j)(3) or 4942(j)(5)

☐ 4942(j)(3) or ☐ 4942(j)(5)

2a	Enter the lesser of the adjusted net income from Part I or the minimum investment return from Part X for each year listed.	Tax year	Prior 3 years			(e) Total
		(a) 2011	(b) 2010	(c) 2009	(d) 2008	
b	85% of line 2a					
c	Qualifying distributions from Part XII, line 4 for each year listed.					
d	Amounts included in line 2c not used directly for active conduct of exempt activities.					
e	Qualifying distributions made directly for active conduct of exempt activities. Subtract line 2d from line 2c.					
3	Complete 3a, b, or c for the alternative test relied upon					
a	"Assets" alternative test—enter					
	(1) Value of all assets					
	(2) Value of assets qualifying under section 4942(j)(3)(B)(i)					
b	"Endowment" alternative test— enter 2/3 of minimum investment return shown in Part X, line 6 for each year listed.					
c	"Support" alternative test—enter					
	(1) Total support other than gross investment income (interest, dividends, rents, payments on securities loans (section 512(a)(5)), or royalties).					
	(2) Support from general public and 5 or more exempt organizations as provided in section 4942(j)(3)(B)(iii).					
	(3) Largest amount of support from an exempt organization					
	(4) Gross investment income					

Part XV

Supplementary Information (Complete this part only if the organization had \$5,000 or more in assets at any time during the year—see page 27 of the instructions.)

1

Information Regarding Foundation Managers:

a

List any managers of the foundation who have contributed more than 2% of the total contributions received by the foundation before the close of any tax year (but only if they have contributed more than \$5,000) (See section 507(d)(2) )

NONE

b

List any managers of the foundation who own 10% or more of the stock of a corporation (or an equally large portion of the ownership of a partnership or other entity) of which the foundation has a 10% or greater interest

NONE

2

Information Regarding Contribution, Grant, Gift, Loan, Scholarship, etc., Programs:

Check here ☐ if the foundation only makes contributions to preselected charitable organizations and does not accept unsolicited requests for funds. If the foundation makes gifts, grants, etc. (see page 28 of the instructions) to individuals or organizations under other conditions, complete items 2a, b, c, and d.

a

The name, address, and telephone number of the person to whom applications should be addressed

FOUNDATION MANAGEMENT INC  
2932 NW 122ND ST STE D  
OKLAHOMA CITY, OK 73120  
(405) 755-5571

b

The form in which applications should be submitted and information and materials they should include

ONLINE GRANT APPLICATION AT WWW.FOUNDATIONMANAGEMENTINC.COM/FOUNDATIONS/

c

Any submission deadlines

JULY 1

d

Any restrictions or limitations on awards, such as by geographical areas, charitable fields, kinds of institutions, or other factors

SEE ANNUAL REPORT AT WWW.FOUNDATIONMANAGEMENT.COM/FOUNDATIONS/

Part XV

Supplementary Information (continued)

3 Grants and Contributions Paid During the Year or Approved for Future Payment

Recipient	If recipient is an individual, show any relationship to any foundation manager or substantial contributor	Foundation status of recipient	Purpose of grant or contribution	Amount
Name and address (home or business)				
a Paid during the year See Additional Data Table				
Total . . . . .			3a	433,500
b Approved for future payment				
Total . . . . .			3b	

Enter gross amounts unless otherwise indicated	Unrelated business income		Excluded by section 512, 513, or 514		(e) Related or exempt function income (See page 28 of the instructions )
	(a) Business code	(b) Amount	(c) Exclusion code	(d) Amount	
<b>1</b> Program service revenue					
<b>a</b> _____					
<b>b</b> _____					
<b>c</b> _____					
<b>d</b> _____					
<b>e</b> _____					
<b>f</b> _____					
<b>g</b> Fees and contracts from government agencies					
<b>2</b> Membership dues and assessments. . . .					
<b>3</b> Interest on savings and temporary cash investments					
<b>4</b> Dividends and interest from securities. . . .			14	114,640	
<b>5</b> Net rental income or (loss) from real estate					
<b>a</b> Debt-financed property. . . . .					
<b>b</b> Not debt-financed property. . . . .					
<b>6</b> Net rental income or (loss) from personal property					
<b>7</b> Other investment income. . . . .					
<b>8</b> Gain or (loss) from sales of assets other than inventory			18	446,186	
<b>9</b> Net income or (loss) from special events					
<b>10</b> Gross profit or (loss) from sales of inventory. .					
<b>11</b> Other revenue <b>a</b> _____					
<b>b</b> _____					
<b>c</b> _____					
<b>d</b> _____					
<b>e</b> _____					
<b>12</b> Subtotal. Add columns (b), (d), and (e). .				560,826	
<b>13 Total.</b> Add line 12, columns (b), (d), and (e). . . . .				560,826	560,826

[illegible]

<b>1</b> Did the organization directly or indirectly engage in any of the following with any other organization described in section 501(c) of the Code (other than section 501(c)(3) organizations) or in section 527, relating to political organizations?		<b>Yes</b>	<b>No</b>
<b>a</b>	Transfers from the reporting foundation to a noncharitable exempt organization of		
<b>(1)</b>	Cash. . . . .	<b>1a(1)</b>	<b>No</b>
<b>(2)</b>	Other assets. . . . .	<b>1a(2)</b>	<b>No</b>
<b>b</b>	Other transactions		
<b>(1)</b>	Sales of assets to a noncharitable exempt organization. . . . .	<b>1b(1)</b>	<b>No</b>
<b>(2)</b>	Purchases of assets from a noncharitable exempt organization. . . . .	<b>1b(2)</b>	<b>No</b>
<b>(3)</b>	Rental of facilities, equipment, or other assets. . . . .	<b>1b(3)</b>	<b>No</b>
<b>(4)</b>	Reimbursement arrangements. . . . .	<b>1b(4)</b>	<b>No</b>
<b>(5)</b>	Loans or loan guarantees. . . . .	<b>1b(5)</b>	<b>No</b>
<b>(6)</b>	Performance of services or membership or fundraising solicitations. . . . .	<b>1b(6)</b>	<b>No</b>
<b>c</b>	Sharing of facilities, equipment, mailing lists, other assets, or paid employees. . . . .	<b>1c</b>	<b>No</b>
<b>d</b> If the answer to any of the above is "Yes," complete the following schedule. Column <b>(b)</b> should always show the fair market value of the goods, other assets, or services given by the reporting foundation. If the foundation received less than fair market value in any transaction or sharing arrangement, show in column <b>(d)</b> the value of the goods, other assets, or services received.			

**2a** Is the foundation directly or indirectly affiliated with, or related to, one or more tax-exempt organizations described in section 501(c) of the Code (other than section 501(c)(3)) or in section 527? . . . . . ☐ Yes ☒ No

(a) Name of organization	(b) Type of organization	(c) Description of relationship
--------------------------	--------------------------	---------------------------------

May the IRS discuss this return with the preparer shown above? See instructions . . . . . ☐ Yes ☒ No

**Additional Data**

**Software ID:**  
**Software Version:**  
**EIN:** 73-6111622  
**Name:** THE MERRICK FOUNDATION

**Form 990PF - Special Condition Description:**

**Special Condition Description**

Form 990PF Part IV - Capital Gains and Losses for Tax on Investment Income - Columns a - d

(a) List and describe the kind(s) of property sold (e g , real estate, 2-story brick warehouse, or common stock, 200 shs MLC Co )	(b) How acquired P—Purchase D—Donation	(c) Date acquired (mo , day, yr )	(d) Date sold (mo , day, yr )
MORGAN STANLEY 16569 SEE STATEMENT	P	2011-01-01	2011-12-31
MORGAN STANLEY 16569 SEE STATEMENT	P	2009-01-01	2011-12-31
MORGAN STANLEY 16806 SEE STATEMENT	P	2011-01-01	2011-12-31
MORGAN STANLEY 16806 SEE STATEMENT	P	2009-01-01	2011-12-31
MORGAN STANLEY 24803 SEE STATEMENT	P	2011-01-01	2011-12-31
MORGAN STANLEY 24803 SEE STATEMENT	P	2009-01-01	2011-12-31
MORGAN STANLEY 21849 SEE STATEMENT	P	2011-01-01	2011-12-31
MORGAN STANLEY 21849 SEE STATEMENT	P	2009-01-01	2011-12-31
MORGAN STANLEY 25879 SEE STATEMENT	P	2011-01-01	2011-12-31
MORGAN STANLEY 25879 SEE STATEMENT	P	2009-01-01	2011-12-31
MORGAN STANLEY 27708 SEE STATEMENT	P	2009-01-01	2011-12-31
SALEM GLOBAL OPPORTUNITY FUND	P	2011-01-01	2011-12-31
MORGAN STANLEY 31354 SEE STATEMENT	P	2011-01-01	2011-12-31




















Form 990PF Part IV - Capital Gains and Losses for Tax on Investment Income - Columns e - h

(e) Gross sales price	(f) Depreciation allowed (or allowable)	(g) Cost or other basis plus expense of sale	(h) Gain or (loss) (e) plus (f) minus (g)
1,698,173		1,657,616	40,557
266,615		246,114	20,501
4,411		4,136	275
452,230		190,202	262,028
26,428		20,212	6,216
229,000		242,798	-13,798
31,181		31,348	-167
316,192		280,270	35,922
5,112		5,623	-511
79,900		96,540	-16,640
332,078		220,711	111,367
430			430
278,289		278,283	6

Form 990PF Part IV - Capital Gains and Losses for Tax on Investment Income - Columns i - l

Complete only for assets showing gain in column (h) and owned by the foundation on 12/31/69			(l) Gains (Col (h) gain minus col (k), but not less than -0-) or Losses (from col (h))
(i) F M V as of 12/31/69	(j) Adjusted basis as of 12/31/69	(k) Excess of col (i) over col (j), if any	
			40,557
			20,501
			275
			262,028
			6,216
			-13,798
			-167
			35,922
			-511
			-16,640
			111,367
			430
			6

Form 990PF Part VIII Line 1 - List all officers, directors, trustees, foundation managers and their compensation

(a) Name and address	(b) Title, and average hours per week devoted to position	(c) Compensation (If not paid, enter -0-)	(d) Contributions to employee benefit plans and deferred compensation	(e) Expense account, other allowances
ELIZABETH M COE 	TRUSTEE 1 00	2,000	0	0
2932 NW 122ND STREET STE D OKLAHOMA CITY,OK 73120				
ROSS M COE 	PRESIDENT 1 00	2,000	0	0
2932 NW 122ND STREET STE D OKLAHOMA CITY,OK 73120				
CHARLES R COE JR 	TRUSTEE 1 00	2,000	0	0
2932 NW 122ND STREET STE D OKLAHOMA CITY,OK 73120				
WARD I COE 	TRUSTEE 1 00	2,000	0	0
2932 NW 122ND STREET STE D OKLAHOMA CITY,OK 73120				
WARD S MERRICK III 	TRUSTEE 1 00	2,000	0	0
2932 NW 122ND STREET STE D OKLAHOMA CITY,OK 73120				
FRANK W MERRICK 	VICE PRESIDE 1 00	2,000	0	0
2932 NW 122ND STREET STE D OKLAHOMA CITY,OK 73120				
VALDA M BUCHANAN 	SECRETARY 1 00	2,000	0	0
2932 NW 122ND STREET STE D OKLAHOMA CITY,OK 73120				
MICHAEL A MCCAULEY 	TRUSTEE 1 00	2,000	0	0
2932 NW 122ND STREET STE D OKLAHOMA CITY,OK 73120				
LAURA CLAY 	TRUSTEE 1 00	2,000	0	0
2932 NW 122ND STREET STE D OKLAHOMA CITY,OK 73120				
JESSIE NANCE 	TRUSTEE 1 00	2,000	0	0
2932 NW 122ND STREET STE D OKLAHOMA CITY,OK 73120				
FRANK W MERRICK JR 	ASSOC TRUSTE 1 00	2,000	0	0
2932 NW 122ND STREET STE D OKLAHOMA CITY,OK 73120				
ROBERT COE 	ASSOC TRUSTE 1 00	1,000	0	0
2932 NW 122ND STREET STE D OKLAHOMA CITY,OK 73120				
RYAN COE 	ASSOC TRUSTE 1 00	1,000	0	0
2932 NW 122ND STREET STE D OKLAHOMA CITY,OK 73120				
MARY KATHERINE MERRICK 	ASSOC TRUSTE 1 00	500	0	0
2932 NW 122ND STREET STE D OKLAHOMA CITY,OK 73120				
GERALD BUCHANAN 	ASSOC TRUSTE 1 00	1,000	0	0
2932 NW 122ND STREET STE D OKLAHOMA CITY,OK 73120				
MERRICK COE 	ASSOC TRUSTE 1 00	1,000	0	0
2932 NW 122ND STREET STE D OKLAHOMA CITY,OK 73120				
GWEN GAINES 	ASSOC TRUSTE 1 00	1,000	0	0
2932 NW 122ND STREET STE D OKLAHOMA CITY,OK 73120				
KARI KOSTER 	ASSIST SECRE 1 00	0	0	0
2932 NW 122ND STREET STE D OKLAHOMA CITY,OK 73120				
SHERRIE SCHROEDER 	TREASURER 1 00	0	0	0
2932 NW 122ND ST SUITE D OKLAHOMA CITY,OK 73120				


Form 990PF Part XV Line 3 - Grants and Contributions Paid During the Year or Approved for Future Payment

Recipient	If recipient is an individual, show any relationship to any foundation manager or substantial contributor	Foundation status of recipient	Purpose of grant or contribution	Amount
Name and address (home or business)				
<b>a</b> Paid during the year				
ARBUCKLE LIFE SOLUTIONSNINE 10TH AVENUE NW ARDMORE,OK 73401	NONE	501(C)(3)	UNRESTRICTED GIFT FOR OPERATING EXPE	10,000
ARDMORE FAMILY YMCAATTN TOM RILEY 920 15TH ARDMORE,OK 73401	NONE	501(C)(3)	UNRESTRICTED GIFT FOR OPERATING EXPE	10,000
CARTER COUNTY CASAATTN DIANNA RILEY 20 B S ARDMORE,OK 73401	NONE	501(C)(3)	UNRESTRICTED GIFT FOR OPERATING EXPE	10,000
DEAN MCGEE EYE INSTITUTE ATTN LANA IVEY 608 STANT OKLAHOMA CITY,OK 73104	NONE	501(C)(3)	5TH INST OF 5 YR PLEDGE, 2011 GRANT	10,000
FAMILY SHELTER OF SOUTHERN OKLAHOMAPO BOX 1408 ARDMORE,OK 73402	NONE	501(C)(3)	SHELTER VICTIM ADVOCATE	10,000
FRIENDS OF THE CAPITOL7100 N CLASSEN BLVD S OKLAHOMA CITY,OK 73401	NONE	501(C)(3)	JOHN HOPE FRANKLIN PORTRAIT	1,500
GRACE CENTER OF SOUTHERN OK INCATTN LESLEY DVORAK 11 A ARDMORE,OK 73401	NONE	501(C)(3)	GRACE CENTER PROGRAMS	10,000
GREATER ARDMORE SCHOLARSHIP FOUNDATATTN ROSLYN HAILE 301 W ARDMORE,OK 73401	NONE	501(C)(3)	UNRESTRICTED GIFT FOR OPERATING EXPE	30,000
MERCY MEMORIAL HEALTH CENTER FOUNDAATTN ANDRE MOORE 1011 14 ARDMORE,OK 73401	NONE	501(C)(3)	4TH INSTALLMENT OF A 5 YEAR PLEDGE	25,000
OKLAHOMA STATE UNIV FOUNDATIONOSU ALUMNI CENTER 201 CON STILLWATER,OK 74078	NONE	501(C)(3)	3RD INSTALLMENT OF MOVING THE NEEDLE	100,000
PHILANTHROPY ROUNDTABLE 1150 17TH STREET SUITE 5 WASHINGTON,DC 20036	NONE	501(C)(3)	ALLIANCE FOR CHARITABLE REFORM	2,500
PREVENT BLINDNESS OKLAHOMA ATTN DIANNA BONFIGLIO 6 OKLAHOMA CITY,OK 73105	NONE	501(C)(3)	PREVENT BLINDNESS OKLAHOMA CHILDREN'	5,000
REGIONAL FOOD BANK OF OKLAHOMAAATTN KAREN PAUL 3355 S OKLAHOMA CITY,OK 73179	NONE	501(C)(3)	2012 REGIONAL FOOD BANK RURAL DISTRI	10,000
ST GEORGE'S GUILD127 NW 7TH ST OKLAHOMA CITY,OK 73102	NONE	501(C)(3)	ST GEORGE GUILD FUNDRAISER	2,500
SUNBEAM FAMILY SVCS INCATTN RAY BITSCH 616 NW OKLAHOMA CITY,OK 73103	NONE	501(C)(3)	SUNBEAM NEW HOME FOREVER FAMILY	15,000
UNIV OF OK FOUNDATION INC 100 TIMBERDELL ROAD NORMAN,OK 73109	NONE	501(C)(3)	3RD INSTALLMENT OF MOVING THE NEEDLE	100,000
YMCA OF GREATER OKLAHOMA CITYATTN DAMON KING 500 N B OKLAHOMA CITY,OK 73102	NONE	501(C)(3)	YMCA MILITARY WELCOME CENTER	10,000
YWCA OKLAHOMA CITYATTN JAMIE KIRSCHNER 246 OKLAHOMA CITY,OK 73112	NONE	501(C)(3)	YWCA OKLAHOMA CITY CRISIS SERVICES	10,000
AMERICAN RED CROSS OF CENTRAL OKLAHDEPT 96-0397 OKLAHOMA CITY,OK 73196	NONE	501(C)(3)	OKLAHOMA CITY DISASTER RELIEF	5,000
BRIDGES OF NORMANATTN DEBRA KRITTENBRINK NORMAN,OK 73069	NONE	501(C)(3)	DISCRETIONARY GRANT - GENERAL OPERAT	500
C-SARA FOUNDATION814 16TH AVE NW ARDMORE,OK 73401	NONE	501(C)(3)	DISCRETIONARY GRANT - GENERAL OPERAT	1,500
CHURCH OF THE HOLY SPIRIT ANGLICAN12121 E 41ST STREET TULSA,OK 74146	NONE	501(C)(3)	DISCRETIONARY GRANT - GENERAL OPERAT	1,000
CITY RESCUE MISSION800 W CALIFORNIA OKLAHOMA CITY,OK 73106	NONE	501(C)(3)	DISCRETIONARY GRANT - GENERAL OPERAT	500
COMMON THREADS500 N DEARBORN STE 530 CHICAGO,IL 60654	NONE	501(C)(3)	DISCRETIONARY GRANT - GENERAL OPERAT	250
COMMUNITIES FOUNDATION OF OKLAHOMAAATTN SUSIE GRAVES 2932 N OKLAHOMA CITY,OK 73120	NONE	501(C)(3)	MEN'S ASSOCIATION OF NORMAN	250
CROSS AND CROWN1008 N MCKINLEY AVE OKLAHOMA CITY,OK 73112	NONE	501(C)(3)	DISCRETIONARY GRANT - GENERAL OPERAT	1,000
DELIVERANCE MINISTRIES INC 2828 NW 57TH STREET ST OKLAHOMA CITY,OK 73112	NONE	501(C)(3)	DISCRETIONARY GRANT - GENERAL OPERAT	2,500
FAMILY SHELTER OF SOUTHERN OKLAHOMAPO BOX 1408 ARDMORE,OK 73402	NONE	501(C)(3)	DISCRETIONARY GRANT - GENERAL OPERAT	1,500
FRIENDS OF DUMBARTON HOUSE 2209 SE DEERFIELD PLACE BARLESVILL,OK 74006	NONE	501(C)(3)	DISCRETIONARY GRANT - GENERAL OPERAT	1,000
FRIENDS OF GUNSTON HALL 10709 GUNSTON ROAD MASON NECK,VA 22079	NONE	501(C)(3)	DISCRETIONARY GRANT - GENERAL OPERAT	500

Form 990PF Part XV Line 3 - Grants and Contributions Paid During the Year or Approved for Future Payment

Recipient	If recipient is an individual, show any relationship to any foundation manager or substantial contributor	Foundation status of recipient	Purpose of grant or contribution	Amount
Name and address (home or business)				
<b>a</b> Paid during the year				
FRIENDS OF SULGRAVE MANOR 3759 PORT WAY DRIVE HARBOR SPRINGS,MI 49740	NONE	501(C)(3)	DISCRETIONARY GRANT - GENERAL OPERAT	1,000
FRIENDS OF THE OVERHOLSER MANSION 405 NW 15TH ST OKLAHOMA CITY,OK 73103	NONE	501(C)(3)	DISCRETIONARY GRANT - GENERAL OPERAT	500
GIRLS ON THE RUN - OKLAHOMA 3117 FINDHORN DR EDMOND,OK 73034	NONE	501(C)(3)	DISCRETIONARY GRANT - GENERAL OPERAT	290
GOOD SHEPHERD CLINIC 802 16TH AVE NW ARDMORE,OK 73401	NONE	501(C)(3)	DISCRETIONARY GRANT - GENERAL OPERAT	5,000
GRACE CENTER OF SOUTHERN OK ATTN LESLEY DVORAK 11 A ARDMORE,OK 73401	NONE	501(C)(3)	DISCRETIONARY GRANT - GENERAL OPERAT	1,500
HARDY MURPHY COLISEUM ATTN DOUG CARPENTER PO B ARDMORE,OK 73402	JESSIE NANCE, B	501(C)(3)	DISCRETIONARY GRANT - GENERAL OPERAT	500
HOMELESS ALLIANCE INC THE 1724 NW 4TH ST OKLAHOMA CITY,OK 73106	NONE	501(C)(3)	DISCRETIONARY GRANT - GENERAL OPERAT	250
HOMELESS ALLIANCE INC THE 1724 NW 4TH ST OKLAHOMA CITY,OK 73106	NONE	501(C)(3)	DISCRETIONARY GRANT - GENERAL OPERAT	1,000
HOPE CHRISTIAN COMMUNITY FOUNDATION 5100 POPLAR AVE STE 2 MEMPHIS,TN 38137	NONE	501(C)(3)	CHARLES & NANCY COE FUND	5,000
INFANT CRISIS SERVICES 4224 S LINCOLN BLVD OKLAHOMA CITY,OK 73105	NONE	501(C)(3)	DISCRETIONARY GRANT - GENERAL OPERAT	1,000
INFANT CRISIS SERVICES 4224 S LINCOLN BLVD OKLAHOMA CITY,OK 73105	NONE	501(C)(3)	DISCRETIONARY GRANT - GENERAL OPERAT	5,000
KIDS ACROSS AMERICA PO BOX 930 BRANSON,MO 65615	NONE	501(C)(3)	DISCRETIONARY GRANT - GENERAL OPERAT	210
MAKE A WISH - OKLAHOMA ATTN JEFF SUMMERS 5201 N OKLAHOMA CITY,OK 73118	NONE	501(C)(3)	DISCRETIONARY GRANT - GENERAL OPERAT	300
NARROW WAY MINISTRIES 1301-16 MONUMENT ROAD JACKSONVILLE,FL 32225	NONE	501(C)(3)	DISCRETIONARY GRANT - GENERAL OPERAT	1,000
NEW DIMENSION CHURCH PO BOX 8519588 OKLAHOMA CITY,OK 73104	NONE	501(C)(3)	DISCRETIONARY GRANT - GENERAL OPERAT	2,500
NORMAN PUBLIC SCHOOLS FOUNDATION ATTN JENNY DAKIL 131 S NORMAN,OK 73069	NONE	501(C)(3)	250 ST JOHN SCHOL, 250 AUSTIN MCK	500
NORMAN REGIONAL HEALTH FOUNDATION ATTN AMBER E COLE CFRE NORMAN,OK 73071	NONE	501(C)(3)	DISCRETIONARY GRANT - GENERAL OPERAT	200
OKLAHOMA AIDS CARE FUND INC 6608 N WESTERN AVE ST OKLAHOMA CITY,OK 73116	NONE	501(C)(3)	DISCRETIONARY GRANT - GENERAL OPERAT	250
OKLAHOMA CITY HUMANE SOCIETY 9300 N MAY AVE STE 4 OKLAHOMA CITY,OK 73120	NONE	501(C)(3)	DISCRETIONARY GRANT - GENERAL OPERAT	500
OKLAHOMA CITY PUBLIC SCHOOLS FOUNDA ATTN LORI DICKSON 5225 OKLAHOMA CITY,OK 73118	NONE	501(C)(3)	NICHOLS HILLS ELEM, HONOR OF MASON &	500
OKLAHOMA CITY PUBLIC SCHOOLS FOUNDA ATTN LORI DICKSON 5225 OKLAHOMA CITY,OK 73118	NONE	501(C)(3)	NICHOLS HILLS ELEMENTARY, IN HONOR O	500
OKLAHOMA FOUNDATION FOR EXCELLENCE 120 N ROBINSON AVE STE OKLAHOMA CITY,OK 73102	NONE	501(C)(3)	SUPPORT SCHOLARSHIPS FOR OK TEACHERS	1,500
OKLAHOMA OUTREACH FOUNDATION ATTN JANET ODEN 1700 W OKLAHOMA CITY,OK 73120	NONE	501(C)(3)	FUNDS TO SUPPORT SOBER SCHOOL	250
OMR ATTN PENNY VOSS 825 NE 1 OKLAHOMA CITY,OK 73104	WILL MERRICK, E	501(C)(3)	FUNDS TO SUPPORT DISCOVERIES CAMPAIG	3,000
PAYNE EDUCATION CENTER 10404 VINEYARD BOULEVARD OKLAHOMA CITY,OK 73120	NONE	501(C)(3)	PAYNE EDUCATION - ARDMORE	5,000
PETS AND PEOPLE HUMANE SOCIETY PO BOX 850587 YUKON,OK 73085	NONE	501(C)(3)	DISCRETIONARY GRANT - GENERAL OPERAT	250
PINE MANOR COLLEGE 400 HEALTH ST CHESTNUT HILL,MA 02467	NONE	501(C)(3)	DISCRETIONARY GRANT - GENERAL OPERAT	500
POTTER'S CLAY MINISTRIES INC 417 NW 42ND STREET OKLAHOMA CITY,OK 73118	NONE	501(C)(3)	DISCRETIONARY GRANT - GENERAL OPERAT	1,000
REGIONAL FOOD BANK OF OKLAHOMA ATTN KAREN PAUL 3355 S OKLAHOMA CITY,OK 73179	NONE	501(C)(3)	DISCRETIONARY GRANT - GENERAL OPERAT	1,000
SHORELINE CHRISTIAN CENTER ATTN PASTOR EARL MCCLELL AUSTIN,TX 78728	NONE	501(C)(3)	SHORELINE CHURCH DALLAS	1,000

Form 990PF Part XV Line 3 - Grants and Contributions Paid During the Year or Approved for Future Payment

Recipient	If recipient is an individual, show any relationship to any foundation manager or substantial contributor	Foundation status of recipient	Purpose of grant or contribution	Amount
Name and address (home or business)				
<b>a</b> <i>Paid during the year</i>				
SOSU FOUNDATION1405 N 4TH STREET DURANT,OK 74701	NONE	501(C)(3)	DISCRETIONARY GRANT - GENERAL OPERAT	500
SOSU FOUNDATION1405 N 4TH STREET DURANT,OK 74701	NONE	501(C)(3)	DISCRETIONARY GRANT - GENERAL OPERAT	710
SOSU FOUNDATION1405 N 4TH STREET DURANT,OK 74701	NONE	501(C)(3)	DISCRETIONARY GRANT - GENERAL OPERAT	1,300
SOSU FOUNDATION1405 N 4TH STREET DURANT,OK 74701	NONE	501(C)(3)	DISCRETIONARY GRANT - GENERAL OPERAT	990
ST PHILIP'S EPISCOPAL - FRISCO 6400 STONEBROOK PARKWAY FRISCO,TX 75034	NONE	501(C)(3)	DISCRETIONARY GRANT - GENERAL OPERAT	1,000
UNITED WAY - TULSA AREA1430 S BOULDER TULSA,OK 74119	NONE	501(C)(3)	DISCRETIONARY GRANT - GENERAL OPERAT	500
UNIV OF OK PRESIDENT'S ASSOCIATE PATTN CASSIE GILMAN 339 W NORMAN,OK 73019	NONE	501(C)(3)	FUNDS TO SUPPORT DELTA UPSILON EDUC	500
<b>Total . . . . .</b>  <b>3a</b>				433,500

# TY 2011 Accounting Fees Schedule

**Name:** THE MERRICK FOUNDATION

**EIN:** 73-6111622

Category	Amount	Net Investment Income	Adjusted Net Income	Disbursements for Charitable Purposes
INDIRECT ACCOUNTING FEES	1,480			1,480

**TY 2011 Compensation Explanation****Name:** THE MERRICK FOUNDATION**EIN:** 73-6111622

Person Name	Explanation
ELIZABETH M COE	
ROSS M COE	
CHARLES R COE JR	
WARD I COE	
WARD S MERRICK III	
FRANK W MERRICK	
VALDA M BUCHANAN	
MICHAEL A MCCAULEY	
LAURA CLAY	
JESSIE NANCE	
FRANK W MERRICK JR	
ROBERT COE	
RYAN COE	
MARY KATHERINE MERRICK	
GERALD BUCHANAN	
MERRICK COE	
GWEN GAINES	
KARI KOSTER	
SHERRIE SCHROEDER	

# TY 2011 Investments Corporate Bonds Schedule

**Name:** THE MERRICK FOUNDATION

**EIN:** 73-6111622

Name of Bond	End of Year Book Value	End of Year Fair Market Value
CORPORATE BONDS	260,078	260,078

**TY 2011 Investments Corporate  
Stock Schedule****Name:** THE MERRICK FOUNDATION**EIN:** 73-6111622

Name of Stock	End of Year Book Value	End of Year Fair Market Value
CORPORATE STOCK	3,571,195	3,571,195

## TY 2011 Investments - Other Schedule

**Name:** THE MERRICK FOUNDATION

**EIN:** 73-6111622

Category / Item	Listed at Cost or FMV	Book Value	End of Year Fair Market Value
OTHER INVESTMENTS	FMV	4,673,507	4,673,507

**TY 2011 Other Expenses Schedule****Name:** THE MERRICK FOUNDATION**EIN:** 73-6111622

Description	Revenue and Expenses per Books	Net Investment Income	Adjusted Net Income	Disbursements for Charitable Purposes
EXPENSES				
INSURANCE	761			761
MEMBERSHIP	3,500			3,500
SUPPLIES	500			500
MEETING EXPENSE	394	79		315
TRAINING AND CONFERENCE	7,469			7,469

**TY 2011 Other Increases Schedule**

**Name:** THE MERRICK FOUNDATION

**EIN:** 73-6111622

Description	Amount
UNREALIZED GAIN/LOSS	-888,871

## TY 2011 Other Professional Fees Schedule

**Name:** THE MERRICK FOUNDATION

**EIN:** 73-6111622

Category	Amount	Net Investment Income	Adjusted Net Income	Disbursements for Charitable Purposes
MANAGEMENT FEES	67,704	13,541		54,163
PORTFOLIO MANAGEMENT FEES	85,501	85,501		

**TY 2011 Taxes Schedule****Name:** THE MERRICK FOUNDATION**EIN:** 73-6111622

Category	Amount	Net Investment Income	Adjusted Net Income	Disbursements for Charitable Purposes
FEDERAL EXCISE TAX TAXES	1,830			
ADR & FOREIGN TAXES	5,342	5,342		

Ref: 00000556 00070849

## 2011 Year End Summary

THE MERRICK FOUNDATION

Account Number 644-16569-12 635

2  
0  
1  
1  
  
Y  
E  
A  
R  
  
E  
N  
D  
  
S  
U  
M  
M  
A  
R  
Y

## Details of Short Term Gain (Loss) 2011

This section shows your sales of securities during the year. The "Sale Proceeds" column excludes any accrued income you may have received. In addition, although cash in lieu less than \$20 is not included on Form 1099-B (if applicable), it is included in this section. Please note, this material is being prepared for informational purposes only and should not be used for tax preparation without the assistance of your tax advisor. For additional information regarding this section see enclosed brochure.

Reference number	Quantity	Security Description	Opening Trade Date	Closing Trade Date	Sale Proceeds	Original Cost Adjusted Cost	Original Gain/(Loss) Adjusted Gain/(Loss)	Ordinary Income Capital Gain/(Loss)
125000020	39,000	FED NATL MTG ASSN TBA 15 YR INTERMEDIATE 3.00% OCT 2003 DUE 10/01/2061 RATE 3.000	08/22/11	09/23/11	\$ 40,346.71	\$ 39,863.77 \$ 39,863.77	\$ 482.94 \$ 482.94	\$ 0.00 \$ 0.00
125000030	8,000	FNMA TBA 15YR NOV 3.0000% CL DUE 11/16/2041 RATE 3.000 YIELD 2.78 10.74 YR AVG LIFE	09/23/11	10/17/11	8,155.00	8,246.25 8,246.25	(91.25) (91.25)	0.00 0.00
125000040	31,000	FNMA TBA 15YR NOV 3.0000% CL DUE 11/16/2041 RATE 3.000 YIELD 2.72 10.74 YR AVG LIFE	09/23/11	11/14/11	31,760.46	31,954.21 31,954.21	(193.75) (193.75)	0.00 0.00
125000050	31,000	FEDERAL HOME LN MTG CORP 1YR 3.000% DEC 2011 TBA 2% ANNUAL CAP 5% LIFE CAP	11/14/11	12/08/11	31,934.84	31,615.16 31,615.16	319.68 319.68	0.00 0.00
125000070	4,000	BARRICK AUSTRALIA FIN BOOK/ENTRY 144A DTD 12/23/09 DUE 01/15/2020 RATE 4.950	05/04/11	08/30/11	4,376.16	4,292.92 4,284.00	83.24 92.16	0.00 92.16



Ref. 00000556 00070850

## 2011 Year End Summary

THE MERRICK FOUNDATION

Account Number 644-16569-12 635

### Details of Short Term Gain (Loss) 2011 - continued

Reference number	Quantity	Security Description	Opening Trade Date	Closing Trade Date	Sale Proceeds	Original Cost Adjusted Cost	Original Gain/(Loss) Adjusted Gain/(Loss)	Ordinary Income Capital Gain/(Loss)
125000080	5,000	BECTON DICKINSON AND CO DTD 11/12/2010 DUE 11/12/2020 RATE 3.250 YTM 3.066	11/12/10	08/30/11	\$ 5,073.10	\$ 4,931.90 \$ 4,931.90	\$ 141.20 \$ 141.20	\$ 0.00 \$ 141.20
125000160	4,000	DOMINION RESOURCES INC/VA DTD 08/15/2011 DUE 08/15/2016 RATE 1.950 YTM 1.948	08/10/11	08/30/11	4,000.36	3,999.04 3,999.04	1.32 1.32	0.00 1.32
125000180	4,000	ENERGY TRAN PTNR GLOBAL DTD 05/12/2011 FIXED CALLABLE DUE 06/01/2041 RATE 6.050	05/17/11	08/30/11	3,861.52	4,031.68 4,031.20	(170.16) (169.68)	0.00 (169.68)
125000220	11,000	GOLDMAN SACHS GROUP B/E DTD 06/03/2010 DUE 06/15/2020 RATE 6.000	01/25/11	06/22/11	11,871.75	11,815.76 11,787.60	55.99 84.15	0.00 84.15
125000350	15,000	PEPSICO INC/NC DTD 20101026 DUE 11/01/2020 RATE 3.125 YTM 3.937	10/27/10	01/14/11	14,018.55	14,682.60 14,682.60	(664.05) (664.05)	0.00 (664.05)
125000390	4,000	THERMO FISHER SCIENTIFIC INC DTD 08/16/2011 DUE 08/15/2016 RATE 2.250 YTM 2.056	08/09/11	08/30/11	4,036.36	3,993.04 3,993.04	43.32 43.32	0.00 43.32
125000400	5,000	TIME WARNER CABLE INC DTD 11/15/2010 DUE 02/15/2021 RATE 4.125 YTM 4.077	11/12/10	08/30/11	5,018.75	4,932.85 4,932.85	85.90 85.90	0.00 85.90
125000410	9,000	U S TREASURY BOND DTD 08/15/2010 DUE 08/15/2040 RATE 3.875 YIELD 4.573MTY	12/20/10	01/21/11	7,987.46	8,165.43 8,165.43	(177.97) (177.97)	0.00 (177.97)
125000420	49,000	U S TREASURY BOND DTD 08/15/2010 DUE 08/15/2040 RATE 3.875 YIELD 4.471MTY	12/20/10	03/22/11	44,245.29	44,456.23 44,456.23	(210.94) (210.94)	0.00 (210.94)

2  
0  
1  
1  
Y  
E  
A  
R  
E  
N  
D  
S  
U  
M  
M  
A  
R  
Y



Ref: 00000556 00070851

## 2011 Year End Summary

THE MERRICK FOUNDATION

Account Number 644-16569-12 635

## Details of Short Term Gain (Loss) 2011 - continued

Reference number	Quantity	Security Description	Opening Trade Date	Closing Trade Date	Sale Proceeds	Original Cost Adjusted Cost	Original Gain/(Loss) Adjusted Gain/(Loss)	Ordinary Income Capital Gain/(Loss)	2011 YEAR END SUMMARY
125000430	47,000	U S TREASURY BONDS DTD 11/15/2010	03/22/11	06/15/11	\$ 47,176.06	\$ 45,351.52	\$ 1,824.54	\$ 0.00	
	4,000	DUE 11/15/2040 RATE 4.250 YIELD 4.227MTY	03/31/11		4,014.98	3,824.39	190.59	0.00	
	3,000		04/29/11		3,011.24	2,917.51	93.73	0.00	
	4,000		05/31/11		4,014.99	4,018.61	(3.62)	0.00	
						4,018.52	(3.53)	(3.53)	
125000440	10,000	U S TREASURY BONDS DTD 02/15/2011	06/14/11	08/05/11	11,598.79	10,806.29	792.50	0.00	
		DUE 02/15/2041 RATE 4.750 YIELD 3.840MTY				10,804.70	794.09	794.09	
125000450	29,000	U S TREASURY BONDS DTD 02/15/2011	06/15/11	08/12/11	34,634.50	31,640.71	2,993.79	0.00	
		DUE 02/15/2041 RATE 4.750 YIELD 3.667MTY				31,634.65	2,999.85	2,999.85	
125000460	12,000	U S TREASURY BONDS DTD 02/15/2011	06/15/11	08/24/11	14,481.98	13,092.71	1,389.27	0.00	
		DUE 02/15/2041 RATE 4.750 YIELD 3.605MTY				13,089.60	1,392.38	1,392.38	
125000470	13,000	U S TREASURY BONDS DTD 02/15/2011	06/15/11	08/30/11	15,951.35	14,183.77	1,767.58	0.00	
	5,000	DUE 02/15/2041 RATE 4.750 YIELD 3.507MTY	06/30/11		6,135.14	5,309.20	825.94	0.00	
						5,308.45	826.69	826.69	
125000480	1,000	U S TREASURY BONDS DTD 05/15/2011	08/30/11	09/30/11	1,283.82	1,155.32	128.50	0.00	
		DUE 05/15/2041 RATE 4.375 YIELD 2.934MTY				1,155.06	128.76	128.76	
125000490	18,000	U S TREASURY BONDS DTD 05/15/2011	08/30/11	11/17/11	23,000.56	20,795.70	2,204.86	0.00	
	23,000	DUE 05/15/2041 RATE 4.375 YIELD 2.957MTY	08/31/11		29,389.61	26,621.70	2,767.91	0.00	
						26,607.78	2,781.83	2,781.83	
125000500	4,000	US TREASURY BOND BONDS 08/2041 DUE 08/15/2041 RATE 3.750 YIELD 3.039MTY	11/17/11	12/07/11	4,553.89	4,604.39	(50.50)	0.00	
		3.7500% FA-15 DUE 08/15/2041				4,603.68	(49.79)	(49.79)	



Ref: 00000556 00070852

# 2011 Year End Summary

THE MERRICK FOUNDATION

Account Number 644-16569-12 635

## Details of Short Term Gain (Loss) 2011 - continued

Reference number	Quantity	Security Description	Opening Trade Date	Closing Trade Date	Sale Proceeds	Original Cost Adjusted Cost	Original Gain/(Loss) Adjusted Gain/(Loss)	Ordinary Income Capital Gain/(Loss)
125000510	15,000	U S TREASURY NOTES SER F-2018 DTD 11/17/08 DUE 11/15/2018 RATE 3.750 YIELD 2.917MTY	12/20/10	01/21/11	\$ 15,866.54	\$ 15,926.43 \$ 15,916.95	(\$ 59.89) (\$ 50.41)	\$ 0.00 (\$ 50.41)
125000520	11,000	U S TREASURY NOTES SER F-2018 DTD 11/17/08 DUE 11/15/2018 RATE 3.750 YIELD 2.897MTY	12/20/10	01/25/11	11,650.08	11,679.38 11,671.55	(29.30) (21.47)	0.00 (21.47)
125000530	10,000	U S TREASURY NOTES SER F-2018 DTD 11/17/08 DUE 11/15/2018 RATE 3.750 YIELD 3.053MTY	12/20/10	02/03/11	10,478.48	10,617.62 10,608.40	(139.14) (129.92)	0.00 (129.92)
125000540	6,000	U S TREASURY NOTES SER F-2018 DTD 11/17/08 DUE 11/15/2018 RATE 3.750 YIELD 2.714MTY	12/20/10	05/04/11	6,420.68	6,370.57 6,355.14	50.11 65.54	0.00 65.54
125000550	117,000	U S TREASURY NOTES SER F-2018 DTD 11/17/08	12/20/10	05/25/11	126,583.47	124,226.16 123,878.43	2,357.31 2,705.04	0.00 2,705.04
	5,000	DUE 11/15/2018 RATE 3.750 YIELD 2.539MTY	12/31/10		5,409.55	5,313.11 5,299.05	96.44 110.50	0.00 110.50
	7,000		02/28/11		7,573.37	7,392.69 7,381.99	180.68 191.38	0.00 191.38
125000560	65,000	U S TREASURY NOTES SER U-2011 DTD 02/02/2009 DUE 01/31/2011 RATE 0.875	06/30/10	01/31/11	65,000.00	65,238.88 65,000.00	(238.88) 0.00	0.00 0.00
125000570	9,000	U S TREASURY NOTES SER B-2019 DTD 02/17/2009 DUE 02/15/2019 RATE 2.750 YIELD 2.025MTY	05/25/11	08/05/11	9,453.13	9,075.27 9,073.62	377.86 379.51	0.00 379.51
125000580	36,000	U S TREASURY NOTES SER B-2019 DTD 02/17/2009	05/25/11	08/12/11	38,701.26	36,301.07 36,293.76	2,400.19 2,407.50	0.00 2,407.50
	2,000	DUE 02/15/2019 RATE 2.750 YIELD 1.681MTY	05/31/11		2,150.07	2,030.64 2,029.92	119.43 120.15	0.00 120.15
125000590	3,000	U S TREASURY NOTES SER B-2019 DTD 02/17/2009	05/31/11	10/19/11	3,219.48	3,045.95 3,043.83	173.53 175.65	0.00 175.65
	4,000	DUE 02/15/2019 RATE 2.750 YIELD 1.683MTY	07/29/11		4,292.64	4,145.48 4,141.52	147.16 151.12	0.00 151.12
	20,000		08/31/11		21,483.20	21,621.96 21,594.40	(158.76) (131.20)	0.00 (131.20)

2011 YEAR END SUMMARY



Ref: 00000556 00070853

# 2011 Year End Summary

THE MERRICK FOUNDATION

Account Number 644-16569-12 635

## Details of Short Term Gain (Loss) 2011 - continued

Reference number	Quantity	Security Description	Opening Trade Date	Closing Trade Date	Sale Proceeds	Original Cost Adjusted Cost	Original Gain/(Loss) Adjusted Gain/(Loss)	Ordinary Income Capital Gain/(Loss)	2011 YEAR END SUMMARY
125000600	45,000	U S TREASURY NOTES SER B-2019 DTD 02/17/2009	08/31/11	12/15/11	\$ 49,204.53	\$ 48,649.41	\$ 555.12	\$ 0.00	
	10,000	DUE 02/15/2019 RATE 2.750 YIELD 1.376MTY	09/30/11		10,934.34	10,868.01	66.33	0.00	
	2,000		11/02/11		2,186.87	2,173.45	13.42	0.00	
						2,171.04	15.83	15.83	
125000620	16,000	U S TREASURY NOTES SER R-2014 DTD 09/30/2009	12/20/10	01/21/11	16,579.33	16,583.18	(3.85)	0.00	
		DUE 09/30/2014 RATE 2.375 YIELD 1.363MTY				16,569.76	9.57	9.57	
125000630	182,000	U S TREASURY NOTES SER R-2014 DTD 09/30/2009	12/20/10	03/15/11	188,625.35	188,633.72	(8.37)	0.00	
	10,000	DUE 09/30/2014 RATE 2.375 YIELD 1.319MTY	12/31/10		10,364.03	10,355.50	8.53	0.00	
	9,000		01/14/11		9,327.63	9,349.13	(21.50)	0.00	
	15,000		02/28/11		15,546.04	9,335.16	(7.53)	(7.53)	
						15,483.45	62.59	0.00	
						15,478.05	67.99	67.99	
125000640	59,000	U S TREASURY NOTES SER AB-2011 DTD 08/31/2009	01/31/11	08/24/11	59,013.63	59,276.77	(263.14)	0.00	
		DUE 08/31/2011 RATE 1.000 YIELD- .415MTY				59,007.67	5.96	5.96	
125000650	23,000	U S TREASURY NOTES SER AB-2011 DTD 08/31/2009	01/31/11	08/31/11	23,000.00	23,107.89	(107.89)	0.00	
	31,000	DUE 08/31/2011 RATE 1.000	05/17/11		31,000.00	23,000.00	0.00	0.00	
	23,000		05/26/11		23,000.00	31,084.88	(84.88)	0.00	
	6,000		05/31/11		6,000.00	31,000.00	0.00	0.00	
						23,056.67	(56.67)	0.00	
						23,000.00	0.00	0.00	
						6,014.08	(14.08)	0.00	
						6,000.00	0.00	0.00	
125000660	41,000	U S TREASURY NOTES F-2019 DTD 11/15/2009	05/25/11	08/12/11	45,653.99	42,750.66	2,903.33	0.00	
		DUE 11/15/2019 RATE 3.375 YIELD 1.883MTY				42,708.88	2,945.11	2,945.11	
125000670	7,000	U S TREASURY NOTES SER T-2014 DTD 11/30/2009	01/13/11	07/20/11	7,310.06	7,198.27	111.79	0.00	
		DUE 11/30/2014 RATE 2.125 YIELD .787MTY				7,173.04	137.02	137.02	



Ref: 00000556 00070854

# 2011 Year End Summary

THE MERRICK FOUNDATION

Account Number 644-16569-12 635

## Details of Short Term Gain (Loss) 2011 - continued

Reference number	Quantity	Security Description	Opening Trade Date	Closing Trade Date	Sale Proceeds	Original Cost Adjusted Cost	Original Gain/(Loss) Adjusted Gain/(Loss)	Ordinary Income Capital Gain/(Loss)
125000680	10,000	U S TREASURY NOTES SER AE-2011 DTD 11/30/2009 DUE 11/30/2011 RATE 0.750 YIELD .021MTY	09/30/11	10/19/11	\$ 10,008.17	\$ 10,011.36 \$ 10,008.00	(\$ 3.19) \$ 17	\$ 0.00 \$ .17
125000690	16,000	U S TREASURY NOTES SER G-2015 DTD 02/28/2010 DUE 02/29/2012 RATE 0.875 YIELD .057MTY	08/31/11	10/19/11	16,047.44	16,065.68 16,047.84	(18.24) (.40)	0.00 (.40)
125000700	28,000	U S TREASURY NOTES SER G-2015 DTD 02/28/2010 DUE 02/29/2012 RATE 0.875 YIELD .058MTY	08/31/11	10/31/11	28,075.38	28,114.94 28,076.16	(39.56) (.78)	0.00 (.78)
125000710	13,000	U S TREASURY NOTES SER G-2015 DTD 02/28/2010 DUE 02/29/2012 RATE 0.875 YIELD .023MTY	08/31/11	11/30/11	13,027.38	13,053.37 13,026.52	(25.99) .86	0.00 .86
125000720	15,000	U S TREASURY NOTES SER F-2010 DTD 11/15/2010 DUE 11/15/2020 RATE 2.625 YIELD 3.484MTY	01/14/11	02/22/11	13,944.66	14,123.51 14,123.51	(178.85) (178.85)	0.00 (178.85)
125000730	2,000	U S TREASURY NOTES SER S 2015 DTD 10/31/2010 DUE 10/31/2015 RATE 1.250 YIELD 1.553MTY	03/15/11	05/17/11	1,974.06	1,948.29 1,948.29	25.77 25.77	1.85 23.92
125000740	11,000	U S TREASURY NOTES SER S 2015 DTD 10/31/2010 DUE 10/31/2015 RATE 1.250 YIELD .727MTY	03/15/11	08/10/11	11,238.44	10,715.58 10,715.58	522.86 522.86	23.83 499.03
125000750	63,000	U S TREASURY NOTES SER S 2015 DTD 10/31/2010 DUE 10/31/2015 RATE 1.250 YIELD .728MTY	03/15/11	08/12/11	64,360.67	61,371.07 61,371.07	2,989.60 2,989.60	140.24 2,849.36
125000760	39,000	U S TREASURY NOTES SER S 2015 DTD 10/31/2010 DUE 10/31/2015 RATE 1.250 YIELD .697MTY	03/15/11	08/23/11	39,888.03	37,991.62 37,991.62	1,896.41 1,896.41	91.88 1,804.53

2  
0  
1  
1  
Y  
E  
A  
R  
E  
N  
D  
S  
U  
M  
M  
A  
R  
Y



Ref: 00000556 00070855

# 2011 Year End Summary

THE MERRICK FOUNDATION

Account Number 644-16569-12 635

## Details of Short Term Gain (Loss) 2011 - continued

Reference number	Quantity	Security Description	Opening Trade Date	Closing Trade Date	Sale Proceeds	Original Cost Adjusted Cost	Original Gain/(Loss) Adjusted Gain/(Loss)	Ordinary Income Capital Gain/(Loss)
125000770	60,000	U S TREASURY NOTES SER S 2015 DTD 10/31/2010	03/15/11	08/24/11	\$ 61,150.56	\$ 58,448.64	\$ 2,701.92	\$ 142.56
	1,000	DUE 10/31/2015 RATE 1.250 YIELD .783MTY	03/31/11		1,019.18	964.96	54.22	2.91
						964.96	54.22	51.31
125000780	10,000	U S TREASURY NOTES SER S 2015 DTD 10/31/2010	03/31/11	09/30/11	10,209.73	9,649.65	560.08	36.96
		DUE 10/31/2015 RATE 1.250 YIELD .727MTY				9,649.65	560.08	523.12
125000790	8,000	U S TREASURY NOTES SER AE-2013 DTD 11/15/2010	05/26/11	12/15/11	8,036.85	7,973.46	63.39	0.00
		DUE 11/15/2013 RATE 0.500 YIELD .259MTY				7,973.46	63.39	63.39
125000800	14,000	U S TREASURY NOTES SER B-2021 DTD 02/15/2011	02/22/11	05/18/11	14,592.21	14,165.76	426.45	0.00
		DUE 02/15/2021 RATE 3.625 YIELD 3.118MTY				14,161.98	430.23	430.23
125000810	14,000	U S TREASURY NOTES SER C-2021 DTD 05/15/2011	05/18/11	08/18/11	15,313.54	13,962.33	1,351.21	0.00
	34,000	DUE 05/15/2021 RATE 3.125 YIELD 2.057MTY	05/25/11		37,190.02	34,002.79	3,187.23	0.00
	10,000		06/22/11		10,938.24	10,132.46	805.78	0.00
	4,000		06/30/11		4,375.29	10,130.70	807.54	807.54
						3,987.67	387.62	0.00
						3,987.67	387.62	387.62
125000820	10,000	U S TREASURY NOTES SER Y-2016 DTD 05/31/2011	06/21/11	08/09/11	10,410.90	10,098.44	312.46	0.00
		DUE 05/31/2016 RATE 1.750 YIELD .875MTY				10,095.90	315.00	315.00
125000830	1,000	U S TREASURY NOTES SER Y-2016 DTD 05/31/2011	06/21/11	08/22/11	1,040.70	1,009.84	30.86	0.00
	5,000	DUE 05/31/2016 RATE 1.750 YIELD .876MTY	07/20/11		5,203.49	1,009.51	31.19	31.19
						5,075.41	128.08	0.00
						5,073.95	129.54	129.54
125000840	38,000	US TREASURY NOTES SER E-2021 DTD 08/15/2011	08/18/11	08/24/11	37,461.01	38,123.35	(662.34)	0.00
		DUE 08/15/2021 RATE 2.125 YIELD 2.285MTY				38,122.74	(661.73)	(661.73)

2  
0  
1  
1  
Y  
E  
A  
R  
E  
N  
D  
S  
U  
M  
M  
A  
R  
Y



Ref. 00000556 00070856

## 2011 Year End Summary

THE MERRICK FOUNDATION

Account Number 644-16569-12 635

## Details of Short Term Gain (Loss) 2011 - continued

Reference number	Quantity	Security Description	Opening Trade Date	Closing Trade Date	Sale Proceeds	Original Cost Adjusted Cost	Original Gain/(Loss) Adjusted Gain/(Loss)	Ordinary Income Capital Gain/(Loss)
125000850	24,000	US TREASURY NOTES SER E-2021 DTD 08/15/2011 DUE 08/15/2021 RATE 2.125 YIELD 1.995MTY	08/18/11	11/17/11	\$ 24,274.58	\$ 24,077.90 \$ 24,075.84	\$ 196.68 \$ 198.74	\$ 0.00 \$ 198.74
125000860	6,000	U S TREASURY NOTES SER AE-2014 DTD 10/15/2011 DUE 10/15/2014 RATE 0.500 YIELD .382MTY	10/19/11	11/16/11	6,020.37	6,006.58 6,006.36	13.79 14.01	0.00 14.01
125000870	4,000	UNITED TECHNOLOGIES CORP BOOK/ENTRY DTD 12/18/2008 DUE 02/01/2019 RATE 6.125	02/03/11	08/30/11	4,973.80	4,618.68 4,580.56	355.12 393.24	0.00 393.24
125000910	5,000	VERIZON COMMUNICATIONS INC DTD 03/28/2011 DUE 04/01/2021 RATE 4.600 YTM 3.469	05/04/11	08/30/11	5,457.45	5,168.50 5,164.15	288.95 293.30	0.00 293.30
Total					\$ 1,698,173.12	\$ 1,659,734.78 \$ 1,657,615.80	\$ 38,438.34 \$ 40,557.32	\$ 140.23 \$ 39,599.47

## Details of Long Term Gain (Loss) 2011

This section shows your sales of securities during the year. The "Sale Proceeds" column excludes any accrued income you may have received. In addition, although cash in lieu less than \$20 is not included on Form 1099-B (if applicable), it is included in this section. Please note, this material is being prepared for informational purposes only and should not be used for tax preparation without the assistance of your tax advisor. For additional information regarding this section see enclosed brochure

Reference number	Quantity	Security Description	Opening Trade Date	Closing Trade Date	Sale Proceeds	Original Cost Adjusted Cost	Original Gain/(Loss) Adjusted Gain/(Loss)	Ordinary Income Capital Gain/(Loss)
125000010	4,000	AT&T INC BOOK/ENTRY DTD 02/01/2008 DUE 02/01/2018 RATE 5.500	12/15/08	08/30/11	\$ 4,613.20	\$ 3,786.60 \$ 3,786.60	\$ 826.60 \$ 826.60	\$ 51.28 \$ 775.32
125000060	10,000	BARRICK GOLD CORP DTD 03/24/2009 DUE 04/01/2019 RATE 6.950 YTM 3.855	04/13/10	05/04/11	12,088.80	11,549.50 11,397.60	539.30 691.20	0.00 691.20



Ref: 00000556 00070857

## 2011 Year End Summary

THE MERRICK FOUNDATION

Account Number 644-16569-12 635

## Details of Long Term Gain (Loss) 2011 - continued

Reference number	Quantity	Security Description	Opening Trade Date	Closing Trade Date	Sale Proceeds	Original Cost Adjusted Cost	Original Gain/(Loss) Adjusted Gain/(Loss)	Ordinary Income Capital Gain/(Loss)	2011 YEAR END SUMMARY
125000090	4,000	BERKSHIRE HATHWAY GLOBAL DTD 02/11/2010 FIXED AT MATURITY DUE 02/11/2015 RATE 3.200	02/04/10	08/30/11	\$ 4,226.12	\$ 3,996.68 \$ 3,996.68	\$ 229.44 \$ 229.44	\$ 0.00 \$ 229.44	
125000100	4,000	CME GROUP INC BOOK/ENTRY DTD 08/12/2008 DUE 08/01/2013 RATE 5.400	08/07/08	08/30/11	4,317.92	3,999.56 3,999.56	318.36 318.36	0.00 318.36	
125000110	3,000	CENTERPOINT ENERGY R DTD 03/25/2003	12/09/05	01/13/11	3,439.41	3,415.23 3,143.61	24.18 295.80	0.00 295.80	
	5,000	DUE 04/01/2013 RATE 7.875 YTM 1.154	01/28/09		5,732.35	5,130.90 5,073.90	601.45 658.45	0.00 658.45	
	3,000		11/24/09		3,439.41	3,423.69 3,286.29	15.72 153.12	0.00 153.12	
125000120	5,000	CISCO SYSTEMS INC DTD 11/17/2009 DUE 01/15/2040 RATE 5.500 YTM 4.905	11/24/09	08/30/11	5,452.80	4,945.15 4,945.15	507.65 507.65	0.00 507.65	
125000130	5,000	COMCAST CORP NOTES-BK/ENTRY DTD 06/09/2005 DUE 06/15/2016 RATE 4.950 YTM 2.378	08/29/06	08/30/11	5,578.35	4,586.95 4,586.95	991.40 991.40	180.75 810.65	
125000140	12,000	CREDIT SUISSE FIRST BOSTON USA NOTSE-BK/ENTRY DTD 08/17/2005 DUE 08/15/2015 RATE 5.125	11/16/09	08/21/11	13,261.08	12,914.16 12,678.36	346.92 582.72	0.00 582.72	
125000150	5,000	DIAGEO CAPITAL PLC DTD 09/28/2006 012 DUE 01/30/2012 RATE 5.125	10/23/07	08/30/11	5,085.45	5,012.50 5,000.90	72.95 84.55	0.00 84.55	
125000170	6,000	ENERGY TRANSFER PARTNERS BOOK/ENTRY	05/20/08	05/17/11	7,113.66	6,377.88 6,365.34	735.78 748.32	0.00 748.32	
	5,000	DTD 03/28/2008 DUE 07/01/2038 RATE 7.500	01/28/09		5,928.05	4,508.40 4,508.40	1,419.65 1,419.65	9.80 1,409.85	
125000190	5,000	ENTERPRISE PRODUCTS DTD 04/03/2008 DUE 01/31/2019 RATE 6.500 YTM 3.884	04/14/10	08/30/11	5,835.15	5,531.75 5,463.30	303.40 371.85	0.00 371.85	



Ref: 00000556 00070858

# 2011 Year End Summary

THE MERRICK FOUNDATION

Account Number 644-16569-12 635

## Details of Long Term Gain (Loss) 2011 - continued

Reference number	Quantity	Security Description	Opening Trade Date	Closing Trade Date	Sale Proceeds	Original Cost Adjusted Cost	Original Gain/(Loss) Adjusted Gain/(Loss)	Ordinary Income Capital Gain/(Loss)
125000200	7,000	GENERAL DYNAMICS CORP BOOK/ENTRY	12/09/08	01/14/11	\$ 7,746.69	\$ 6,966.96	\$ 779.73	\$ 0.00
	4,000	DTD 12/15/2008 DUE 02/01/2014 RATE 5.250	06/24/09		4,426.68	4,296.28	130.40	0.00
						4,200.92	225.76	225.76
125000210	5,000	GENERAL ELEC CO BK/ENTRY DTD 01/28/2003 DUE 02/01/2013 RATE 5.000 YTM 1.190	06/05/03	08/30/11	5,266.25	5,384.05	(117.80)	0.00
						5,065.80	200.45	200.45
125000230	2,000	HEWLETT PACKARD CO BOOK/ENTRY	02/25/08	08/30/11	2,088.50	1,998.42	90.08	0.00
	3,000	DTD 03/03/2008 DUE 03/01/2013 RATE 4.500	01/28/09		3,132.75	3,199.95	(67.20)	0.00
						3,075.99	56.76	56.76
125000240	5,000	JPMORGAN CHASE & CO BOOK/ENTRY DTD 04/23/2009 DUE 04/23/2019 RATE 6.300	11/17/09	08/30/11	5,702.40	5,577.90	124.50	0.00
						5,487.05	215.35	215.35
125000250	5,000	JEFFERIES GROUP INC DTD 06/30/2009 DUE 07/15/2019 RATE 8.500 YTM 5.606	11/24/09	06/30/11	5,924.80	5,512.15	412.65	0.00
						5,449.15	475.65	475.65
125000260	6,000	JEFFERIES GROUP INC DTD 06/30/2009 DUE 07/15/2019 RATE 8.500 YTM 11.275	11/24/09	11/17/11	5,160.00	6,614.58	(1,454.58)	0.00
						6,519.00	(1,359.00)	(1,359.00)
125000270	1,000	KROGER CO BOOK/ENTRY	11/19/08	08/30/11	1,139.28	998.08	141.20	0.00
	3,000	DTD 11/25/2008 DUE 01/15/2014 RATE 7.500	01/28/09		3,417.84	3,355.56	62.28	0.00
						3,180.27	237.57	237.57
125000280	5,000	LAZARD LLC DTD 05/10/2005 DUE 05/15/2015 RATE 7.125 YTM 3.825	10/11/07	08/30/11	5,564.25	5,068.35	495.90	0.00
						5,037.25	527.00	527.00
125000290	6,000	MIDAMERICAN ENERGY H DTD 03/24/2006 DUE 04/01/2036 RATE 6.125 YTM 5.108	06/15/10	08/30/11	6,848.52	6,291.66	556.86	0.00
						6,285.66	562.86	562.86

2  
0  
1  
1  
Y  
E  
A  
R  
E  
N  
D  
S  
U  
M  
M  
A  
R  
Y



2011 Year End Summary

Ref: 00000556 00070859

THE MERRICK FOUNDATION

Account Number 644-16569-12 635

Details of Long Term Gain (Loss) 2011 - continued

Reference number	Quantity	Security Description	Opening Trade Date	Closing Trade Date	Sale Proceeds	Original Cost Adjusted Cost	Original Gain/(Loss) Adjusted Gain/(Loss)	Ordinary Income Capital Gain/(Loss)
125000300	5,000	NEWMONT MINING CORP MED TERM NTS BOOK/ENTRY DTD 09/18/2009 DUE 10/01/2039 RATE 6.250	11/24/09	08/30/11	\$ 5,460.75	\$ 4,920.85 \$ 4,920.85	\$ 539.90 \$ 539.90	\$ 0.00 \$ 539.90
125000310	5,000	NOVARTIS CAPITAL CORP BOOK/ENTRY DTD 3/16/10 DUE 04/24/2020 RATE 4.400	06/16/10	08/30/11	5,551.10	5,214.25 5,192.25	336.85 358.85	0.00 358.85
125000320	3,000	ONEBEACON US HOLDING INC DTD 5/19/03	05/16/03	05/06/11	3,225.00	3,074.22 <sup>d</sup> 3,018.42	150.78 206.58	0.00 206.58
	1,000		01/28/09		1,075.00	805.00 <sup>d</sup> 805.00	270.00 270.00	91.22 178.78
	4,000		10/02/09		4,300.00	3,860.00 <sup>d</sup> 3,860.00	440.00 440.00	57.52 382.48
125000330	5,000	ORACLE CORP DTD 04/09/2008 DUE 04/15/2018 RATE 5.750 YTM 2.446	12/15/08	08/30/11	6,003.30	4,947.75 4,947.75	1,056.05 1,056.05	0.00 1,056.05
125000340	7,000	PACIFIC GAS & ELEC CO1ST MTG BK/ENTRY	08/22/07	06/14/11	7,494.13	6,808.27 6,808.27	885.86 885.86	0.00 885.86
	5,000	DTD 03/23/2004 DUE 03/01/2034 RATE 6.050	01/28/09		5,352.95	5,439.05 5,417.70	(86.10) (64.75)	0.00 (64.75)
125000360	4,000	SCHERING PLOUGH DTD 09/17/07 DUE 09/15/2037 RATE 6.550 YTM 4.615	09/13/07	08/30/11	5,165.76	4,035.24 4,033.36	1,130.52 1,132.40	0.00 1,132.40
125000370	3,000	SHELL INTL FINANCE BOOK/ENTRY	12/08/08	08/30/11	3,808.86	2,984.07 2,984.07	824.79 824.79	0.00 824.79
	2,000	DTD 12/11/2008 DUE 12/15/2038 RATE 6.375	01/28/09		2,539.24	2,213.12 2,205.34	326.12 333.90	0.00 333.90
125000380	4,000	TEVA PHARMACEUTICAL INDS NOTES-BK/ENTRY DTD 01/31/2006 DUE 02/01/2016 RATE 5.550	02/06/06	08/30/11	4,591.88	3,978.76 3,978.76	613.12 613.12	0.00 613.12
125000610	3,000	U S TREASURY NOTES SER W-2012 DTD 03/16/2009	10/30/09	05/26/11	3,029.06	3,018.64 3,006.33	10.42 22.73	0.00 22.73
	22,000	DUE 03/15/2012 RATE 1.375 YIELD .165MTY	11/16/09		22,213.14	22,188.28 22,065.34	24.86 147.80	0.00 147.80

2011 YEAR END SUMMARY




Ref: 00000556 00070860

## 2011 Year End Summary

THE MERRICK FOUNDATION

Account Number 644-16569-12 635

### Details of Long Term Gain (Loss) 2011 - continued

Reference number	Quantity	Security Description	Opening Trade Date	Closing Trade Date	Sale Proceeds	Original Cost Adjusted Cost	Original Gain/(Loss) Adjusted Gain/(Loss)	Ordinary Income Capital Gain/(Loss)
125000880	4,000	VEOLIA ENVIRONNEMENT BOOK/ENTRY DTD 05/27/2008 DUE 06/01/2018 RATE 6.000	05/21/08	08/30/11	\$ 4,554.60	\$ 3,984.80 <b>\$ 3,984.80</b>	\$ 569.80 <b>\$ 569.80</b>	\$ 0.00 <b>\$ 569.80</b>
125000890	1,000	VEOLIA ENVIRONNEMENT BOOK/ENTRY DTD 05/27/2008 DUE 06/01/2018 RATE 6.000	05/21/08	11/02/11	1,123.49	996.20 <b>996.20</b>	127.29 <b>127.29</b>	0.00 <b>127.29</b>
	1,000		06/24/09		1,123.49	1,021.89 <b>1,017.12</b>	101.60 <b>106.37</b>	0.00 <b>106.37</b>
125000900	5,000	VERIZON COMMUNICATIO DTD 11/04/2008 DUE 11/01/2018 RATE 8.750 YTM 3.970	12/15/08	05/04/11	6,533.20	5,395.00 <b>5,324.50</b>	1,138.20 <b>1,208.70</b>	0.00 <b>1,208.70</b>
	4,000		06/23/09		5,226.56	4,783.80 <b>4,659.88</b>	442.76 <b>566.68</b>	0.00 <b>566.68</b>
125000920	6,000	VODAFONE GROUP PLC DTD 3/16/06 DUE 06/15/2011 RATE 5.500	06/08/06	06/15/11	6,000.00	5,908.20 <b>5,908.20</b>	91.80 <b>91.80</b>	91.80 <b>0.00</b>
	7,000		01/28/09		7,000.00	7,335.37 <b>7,000.00</b>	(335.37) <b>0.00</b>	0.00 <b>0.00</b>
125000930	2,000	WAL MART STORES INC NOTES- BK/ENTRY-DTD 08/24/2007 DUE 08/15/2037 RATE 6.500 YTM 4.808	08/21/07	08/30/11	2,498.66	2,024.96 <b>2,023.62</b>	473.70 <b>475.04</b>	0.00 <b>475.04</b>
	3,000		01/28/09		3,747.99	3,503.79 <b>3,482.76</b>	244.20 <b>265.23</b>	0.00 <b>265.23</b>
125000940	6,000	WALGREEN CO BOOK/ENTRY DTD 07/17/2008 DUE 08/01/2013 RATE 4.875	07/14/08	08/30/11	6,467.34	5,976.54 <b>5,976.54</b>	490.80 <b>490.80</b>	0.00 <b>490.80</b>
Total					 <b>\$ 266,615.71</b>	\$ 248,860.94 <b>\$ 246,114.25</b>	\$ 17,754.77 <b>\$ 20,501.46</b>	\$ 482.37 <b>\$ 20,019.09</b>

<sup>d</sup>Based on information supplied by your Financial Advisor.

2  
0  
1  
1  
Y  
E  
A  
R  
E  
N  
D  
S  
U  
M  
M  
A  
R  
Y



Ref: 00000556 00070880

## 2011 Year End Summary

THE MERRICK FOUNDATION

Account Number 644-16806-15 635

### Details of Short Term Gain (Loss) 2011

This section shows your sales of securities during the year. The "Sale Proceeds" column excludes any accrued income you may have received. In addition, although cash in lieu less than \$20 is not included on Form 1099-B (if applicable), it is included in this section. Please note, this material is being prepared for informational purposes only and should not be used for tax preparation without the assistance of your tax advisor.

Reference number	Quantity	Security Description	Opening Trade Date	Closing Trade Date	Sale Proceeds	Cost	(Loss)	Gain
125000100	0924	AMC NETWORKS INC-A CASH IN LIEU OF .25000 RECORD 06/16/11 PAY 06/30/11	04/01/11 ✓	07/01/11 ✓	\$ 3.57 ✓	\$ 3.53		\$ .04
125000200	70	CITRIX SYSTEMS INC MorganStanley SmithBarney LLC acted as your agent in this transaction	10/15/10	10/12/11	4,407.81	4,132.53		275.28 ✓
<b>Total</b>					<b>\$ 4,411.38</b>	<b>\$ 4,136.06</b>		<b>\$ 275.32</b>

### Details of Long Term Gain (Loss) 2011

This section shows your sales of securities during the year. The "Sale Proceeds" column excludes any accrued income you may have received. In addition, although cash in lieu less than \$20 is not included on Form 1099-B (if applicable), it is included in this section. Please note, this material is being prepared for informational purposes only and should not be used for tax preparation without the assistance of your tax advisor.

Reference number	Quantity	Security Description	Opening Trade Date	Closing Trade Date	Sale Proceeds	Cost	(Loss)	Gain
125000010	40	COVIDIEN PLC MorganStanley SmithBarney LLC acted as your agent in this transaction	12/21/99	08/24/11	\$ 2,016.36	\$ 1,525.81		\$ 490.55 ✓
125000020	220	SEAGATE TECHNOLOGY PLC MorganStanley SmithBarney LLC acted as your agent in this transaction.	07/31/01	08/24/11	2,382.55	4,057.45	(1,674.90)	
125000030	420	SEAGATE TECHNOLOGY PLC MorganStanley SmithBarney LLC acted as your agent in this transaction	07/31/01	10/12/11	4,776.14	7,746.05	(2,969.91) ✓	

2  
0  
1  
1  
  
Y  
E  
A  
R  
  
E  
N  
D  
  
S  
U  
M  
M  
A  
R  
Y



Ref. 00000556 00070881

# 2011 Year End Summary

THE MERRICK FOUNDATION

Account Number 644-16806-15 635

## Details of Long Term Gain (Loss) 2011 - continued

Reference number	Quantity	Security Description	Opening Trade Date	Closing Trade Date	Sale Proceeds	Cost	(Loss)	Gain
125000040	280	WEATHERFORD INTERNATIONAL LTD.-CHF MorganStanley SmithBarney LLC acted as your agent	06/27/02	08/24/11	\$ 4,284.69	\$ 3,210.20		\$ 1,074.49
125000050	545	WEATHERFORD INTERNATIONAL LTD.-CHF MorganStanley SmithBarney LLC acted as your agent	06/27/02	10/12/11	7,620.48	6,248.43		1,372.05
125000080	442	CORE LABORATORIES N V-USD MorganStanley SmithBarney LLC acted as your agent in this transaction.	07/31/01	03/30/11	45,164.02	4,411.50		40,752.52
125000070	80	CORE LABORATORIES N V-USD MorganStanley SmithBarney LLC acted as your agent in this transaction.	07/31/01	03/31/11	8,170.90	798.46		7,372.44
125000080	100	CORE LABORATORIES N V-USD MorganStanley SmithBarney LLC acted as your agent in this transaction.	07/31/01	08/24/11	10,492.39	998.08		9,494.31
125000090	105	CORE LABORATORIES N V-USD MorganStanley SmithBarney LLC acted as your agent in this transaction.	07/31/01	10/12/11	10,716.41	1,047.98		9,668.43
125000100	1576	AMC NETWORKS INC-A CASH IN LIEU OF 25000 RECORD 06/16/11 PAY 06/30/11	03/07/03	07/01/11	6.09	1.15		4.94
125000110	71	AMC NETWORKS INC-A MorganStanley SmithBarney LLC acted as your agent in this transaction.	08/15/02	10/12/11	2,337.98	260.35		2,077.63
125000120	115	ANADARKO PETROLEUM CORP MorganStanley SmithBarney LLC acted as your agent in this transaction.	06/27/06	08/24/11	7,842.24	4,997.03		2,845.21

2011 YEAR END SUMMARY



2011 Year End Summary

Ref: 00000556 00070882

THE MERRICK FOUNDATION

Account Number 644-16806-15 635

Details of Long Term Gain (Loss) 2011 - continued

Reference number	Quantity	Security Description	Opening Trade Date	Closing Trade Date	Sale Proceeds	Cost	(Loss)	Gain
125000130	231	ANADARKO PETROLEUM CORP MorganStanley SmithBarney LLC acted as your agent in this transaction.	06/27/06	10/12/11	\$ 15,751.74	\$ 10,037.50		\$ 5,714.24 ✓
125000140	10 80	BIOGEN IDEC INC MorganStanley SmithBarney LLC acted as your agent in this transaction.	07/31/01 06/13/02	08/24/11	906.48 7,251.86	570.07 2,654.41		336.41 4,597.45
125000150	325	BIOGEN IDEC INC MorganStanley SmithBarney LLC acted as your agent in this transaction.	06/13/02	10/12/11	32,837.52	10,783.53		22,053.99 ✓
125000160	110	BROADCOM CORP CL A MorganStanley SmithBarney LLC acted as your agent in this transaction.	07/13/06	08/24/11	3,636.77	3,015.78 R		620.99
125000170	210	BROADCOM CORP CL A MorganStanley SmithBarney LLC acted as your agent in this transaction.	07/13/06	10/12/11	7,734.57	5,757.40 R		1,977.17 ✓
125000180	135	CABLEVISION SYSTEMS CORP CABLEVISION NY GROUP CL A MorganStanley SmithBarney LLC acted as your agent	08/15/02	08/24/11	2,296.80	326.74		1,970.06
125000190	265	CABLEVISION SYSTEMS CORP CABLEVISION NY GROUP CL A MorganStanley SmithBarney LLC acted as your agent	08/15/02	10/12/11	4,576.99	641.38		3,935.61 ✓
125000210	17,2314 162,7686	COMCAST CORP CL A - SPL MorganStanley SmithBarney LLC acted as your agent in this transaction.	07/31/01 04/16/02	08/24/11	347.08 3,278.55	431.63 3,226.93	(84.55)	51.62
125000220	24,7098 97,4887 222,8015	COMCAST CORP CL A - SPL MorganStanley SmithBarney LLC acted as your agent in this transaction.	04/16/02 04/30/02 06/25/02	10/12/11	577.53 2,278.54 5,207.39	489.88 1,740.79 3,647.48		87.65 ✓ 537.75 ✓ 1,559.91 ✓

2  
0  
1  
1  
  
Y  
E  
A  
R  
  
E  
N  
D  
  
S  
U  
M  
M  
A  
R  
Y



Ref: 00000556 00070883

# 2011 Year End Summary

THE MERRICK FOUNDATION

Account Number 644-16806-15 635

## Details of Long Term Gain (Loss) 2011 - continued

Reference number	Quantity	Security Description	Opening Trade Date	Closing Trade Date	Sale Proceeds	Cost	(Loss)	Gain
125000230	95	CREE INC MorganStanley SmithBarney LLC acted as your agent in this transaction.	07/10/02	08/24/11	\$ 2,747.34	\$ 1,099.83		\$ 1,647.51
125000240	190	CREE INC MorganStanley SmithBarney LLC acted as your agent in this transaction.	07/10/02	10/12/11	5,500.77	2,199.65		3,301.12
125000250	50	DIRECTV CL A MorganStanley SmithBarney LLC acted as your agent in this transaction.	06/28/02	08/24/11	2,150.95	525.24		1,625.71
125000260	110	DIRECTV CL A MorganStanley SmithBarney LLC acted as your agent in this transaction.	06/28/02	10/12/11	5,136.04	1,155.53		3,980.51
125000270	5	FLUOR CORP NEW	12/19/08	08/24/11	283.74	224.85		58.89
	55	MorganStanley SmithBarney LLC acted as your agent in this transaction.	04/07/09		3,121.19	2,059.01		1,062.18
125000280	120	FLUOR CORP NEW MorganStanley SmithBarney LLC acted as your agent in this transaction.	04/07/09	10/12/11	6,651.29	4,492.38		2,158.91
125000290	240	FOREST LABORATORIES INC MorganStanley SmithBarney LLC acted as your agent in this transaction.	07/31/01	08/24/11	8,045.29	9,476.74	(1,431.45)	
125000300	340	FOREST LABORATORIES INC MorganStanley SmithBarney LLC acted as your agent in this transaction.	07/31/01	10/12/11	10,993.24	13,425.37	(2,432.13)	
125000310	70	FREEPORT MCMORAN COPPER & GOLD CL B MorganStanley SmithBarney LLC acted as your agent	02/11/09	08/24/11	2,990.34	987.57		2,002.77

2  
0  
1  
1  
  
Y  
E  
A  
R  
  
E  
N  
D  
  
S  
U  
M  
M  
A  
R  
Y



# 2011 Year End Summary

Ref 00000556 00070884

THE MERRICK FOUNDATION

Account Number 644-16806-15 635

## Details of Long Term Gain (Loss) 2011 - continued

Reference number	Quantity	Security Description	Opening Trade Date	Closing Trade Date	Sale Proceeds	Cost	(Loss)	Gain	2 0 1 1  Y E A R  E N D  S U M M A R Y
125000320	140	FREEPORT MCMORAN COPPER & GOLD CL B MorganStanley SmithBarney LLC acted as your agent	02/11/09	10/12/11	\$ 5 164.50	\$ 1 975.13		\$ 3,189.37	
125000330	1,050	GENZYME CORP MorganStanley SmithBarney LLC acted as your agent in this transaction.	06/24/02	02/17/11	79,077.34	20 459.25		58 618.09	
125000340	55	L 3 COMMUNICATIONS HLDGS INC MorganStanley SmithBarney LLC acted as your agent in this transaction.	07/31/01	08/24/11	3 574.38	2,101.63		1,472.75	
125000350	100	L 3 COMMUNICATIONS HLDGS INC MorganStanley SmithBarney LLC acted as your agent in this transaction.	07/31/01	10/12/11	6,831.93	3,821.15		3,010.78	
125000360	4	LIBERTY MEDIA CORP LIBERTY CAP	06/04/08	10/12/11	295.71	59.88		235.83	
	34	CL A	06/11/08		2 513.57	509.97		2,003.60	
	47	MorganStanley SmithBarney LLC acted as your agent	06/26/08		3,474.64	704.91		2,769.73	
125000370	103	LIBERTY GLOBAL INC CLASS A MorganStanley SmithBarney LLC acted as your agent in this transaction.	06/28/02	03/30/11	4 327.63	1,516.91		2 810.72	
125000380	21.0386	LIBERTY GLOBAL INC CLASS A	06/28/02	03/31/11	869.95	309.84		560.11	2 0 1 1  Y E A R  E N D  S U M M A R Y
	61.9614	MorganStanley SmithBarney LLC acted as your agent in this transaction.	08/02/02		2,562.13	737.75		1,824.38	
125000390	200	LIBERTY MEDIA HLDG CORP INTERACTIVE SER A MorganStanley SmithBarney LLC acted as your agent	07/31/01	10/12/11	3,134.75	5,133.81	(1,999.06)		
125000400	45	LIBERTY MEDIA HLDG CORP CAP SER A MorganStanley SmithBarney LLC acted as your agent	06/04/08	08/24/11	2,918.19	673.63		2,244.56	



Ref. 00000556 00070885

## 2011 Year End Summary

THE MERRICK FOUNDATION

Account Number 644-16806-15 635

### Details of Long Term Gain (Loss) 2011 - continued

Reference number	Quantity	Security Description	Opening Trade Date	Closing Trade Date	Sale Proceeds	Cost	(Loss)	Gain
125000410	138.6278	MADISON SQUARE GARDEN INC	08/15/02	04/05/11	\$ 3,759.62	\$ 380.79		\$ 3,378.83
	133.3722	Morgan Stanley Smith Barney LLC acted as your agent in this transaction.	03/07/03		3,617.09	726.53		2,890.56
125000420	69	MADISON SQUARE GARDEN INC	03/07/03	04/06/11	1,876.17	375.87		1,500.30
		Morgan Stanley Smith Barney LLC acted as your agent in this transaction.						
125000430	50	NATIONAL OILWELL VARCO INC	07/31/01	08/24/11	3,177.93	1,553.88		1,624.05
		Morgan Stanley Smith Barney LLC acted as your agent in this transaction.						
125000440	85	PALL CORP	05/20/08	08/24/11	4,005.97	3,276.63		729.34
		Morgan Stanley Smith Barney LLC acted as your agent in this transaction.						
125000450	170	PALL CORP	05/20/08	10/12/11	8,121.11	6,553.26		1,567.85
		Morgan Stanley Smith Barney LLC acted as your agent in this transaction.						
125000460	120	SANDISK CORP	07/31/01	08/24/11	4,120.00	1,439.84		2,680.16
		Morgan Stanley Smith Barney LLC acted as your agent in this transaction.						
125000470	235	SANDISK CORP	07/31/01	10/12/11	10,626.14	2,819.68		7,806.46
		Morgan Stanley Smith Barney LLC acted as your agent in this transaction.						
125000480	130	UNITEDHEALTH GROUP INC	07/31/01	06/21/11	6,749.81	2,189.40		4,560.41
		Morgan Stanley Smith Barney LLC acted as your agent in this transaction.						
125000490	400	UNITEDHEALTH GROUP INC	07/31/01	08/24/11	18,189.65	6,736.62		11,453.03
		Morgan Stanley Smith Barney LLC acted as your agent in this transaction.						

2011 YEAR END SUMMARY




Ref: 00000556 00070886

## 2011 Year End Summary

THE MERRICK FOUNDATION

Account Number 644-16806-15 635

### Details of Long Term Gain (Loss) 2011 - continued

Reference number	Quantity	Security Description	Opening Trade Date	Closing Trade Date	Sale Proceeds	Cost	(Loss)	Gain
125000500	705	UNITEDHEALTH GROUP INC MorganStanley SmithBarney LLC acted as your agent in this transaction.	07/31/01	10/12/11	\$ 33,129.28	\$ 11,873.30		\$ 21,255.98
<b>Total</b>					 \$ 452,229.75	\$ 190,201.84	(\$ 10,592.00)	\$ 272,619.91

<sup>c</sup>Based on information supplied by Client or other financial institution, not verified by us.

2  
0  
1  
1  
  
Y  
E  
A  
R  
  
E  
N  
D  
  
S  
U  
M  
M  
A  
R  
Y



Ref: 00000556 00070939

# 2011 Year End Summary

THE MERRICK FOUNDATION

Account Number 644-25879-18 635

## Details of Short Term Gain (Loss) 2011

This section shows your sales of securities during the year. The "Sale Proceeds" column excludes any accrued income you may have received. In addition, although cash in lieu less than \$20 is not included on Form 1099-B (if applicable), it is included in this section. Please note, this material is being prepared for informational purposes only and should not be used for tax preparation without the assistance of your tax advisor.

Reference number	Quantity	Security Description	Opening Trade Date	Closing Trade Date	Sale Proceeds	Cost	(Loss)	Gain
125000030	700	NEW WORLD DEV LTD ORD-HKD MorganStanley SmithBarney LLC acted as your agent in this transaction.	09/13/10	07/22/11	\$ 997.55	\$ 1,205.89	(\$ 208.34) ✓	
125000120	38 40	EVERCORE PARTNERS INC MorganStanley SmithBarney LLC acted as your agent in this transaction.	04/16/10 05/04/10	02/16/11	1,281.10 1,348.53	1,296.49 1,485.56	(15.39) ✓ (137.03) ✓	
125000170	.0149 .0058 .01 0107 0187 .0113 .0055	ICAHN ENTERPRISES LP DEP UNIT CASH IN LIEU OF .13379 RECORD 05/16/11 PAY 05/31/11	07/12/10 01/06/11 01/25/11 02/16/11 03/04/11 04/08/11 04/26/11	05/31/11  n 0 , Timing?	.59 .23 .40 .43 .75 .45 .22	.54 .21 .36 .45 .75 .45 .22	(.02) ✓ change may entry	.05 ✓ .02 ✓ .04 ✓
125000240	9 27	MANTECH INTERNATIONAL CORP- CL A MorganStanley SmithBarney LLC acted as principal	06/04/10 06/23/10	02/02/11	365.72 1,097.17	415.08 1,187.80	(49.36) ✓ (90.63)	
125000300	.0275 .0642	ORCHARD SUPPLY HARDWARE CL A CASH IN LIEU OF .58106 RECORD 12/16/11 PAY 12/30/11	01/12/11 04/12/11	12/30/11 not on	.67 1.56	1.65 4.04	(.98) ✓ (2.48) ✓	
125000310	.0275 .0642	ORCHARD SUPPLY HARDWARE PFD DUE 12/31/9999	01/12/11 04/12/11	12/30/11 Del Stmt Timing?	.05 .13	.05 .12	(.01) ✓ adj. June entry	
125000350	2 ✓	PHOENIX NEW MEDIA LTD ADR MorganStanley SmithBarney LLC	06/02/11	06/27/11	16.79 ✓	23.20	(6.41) ✓	
Total					\$ 5,112.34 ✓	\$ 5,622.86	(\$ 510.64)	\$ .12

2011 YEAR END SUMMARY



Ref: 00000556 00070940

## 2011 Year End Summary

THE MERRICK FOUNDATION

Account Number 644-25879-18 635

### Details of Long Term Gain (Loss) 2011

This section shows your sales of securities during the year. The "Sale Proceeds" column excludes any accrued income you may have received. In addition, although cash in lieu less than \$20 is not included on Form 1099-B (if applicable), it is included in this section. Please note, this material is being prepared for informational purposes only and should not be used for tax preparation without the assistance of your tax advisor.

Reference number	Quantity	Security Description	Opening Trade Date	Closing Trade Date	Sale Proceeds	Cost	(Loss)	Gain
125000010	320	ICAP PLC-GBP MorganStanley SmithBarney LLC acted as your agent in this transaction	05/16/08	05/23/11	\$ 2,426.96	\$ 4,160.51	(\$ 1,733.55)	
125000020	1,700	VALUE PARTNERS GROUP LTD MorganStanley SmithBarney LLC acted as your agent in this transaction.	05/28/08	12/12/11	935.49	1,613.81	(678.32)	
125000040	6,900	SICHUAN EXPRESSWAY CO LTD-CNY MorganStanley SmithBarney LLC acted as your agent	06/05/09	03/28/11	4,409.70	2,377.05		2,032.65 ✓
125000050	1,900	SICHUAN EXPRESSWAY CO LTD-CNY MorganStanley SmithBarney LLC acted as your agent	06/05/09	04/18/11	1,204.19	654.55		549.64 ✓
125000060	2,600	SICHUAN EXPRESSWAY CO LTD-CNY MorganStanley SmithBarney LLC acted as your agent	06/05/09	05/16/11	1,473.68	895.70		577.98 ✓
125000070	2,600	SICHUAN EXPRESSWAY CO LTD-CNY MorganStanley SmithBarney LLC acted as your agent	06/05/09	12/12/11	1,038.94	895.70		143.24 ✓
125000080	115	BLACKSTONE GROUP L P UNIT REPSTG LTD PARTNERSHIP IN MorganStanley SmithBarney LLC acted as your agent	01/03/08	09/21/11	1,499.97	2,454.22	(954.25) ✓	
125000090	17 76	BLACKSTONE GROUP L P UNIT REPSTG LTD PARTNERSHIP IN MorganStanley SmithBarney LLC acted as your agent	01/03/08 02/01/08	09/30/11	205.69 919.58	362.80 1,402.69	(157.11) ✓ (483.11) ✓	

2  
0  
1  
1  
Y  
E  
A  
R  
E  
N  
D  
S  
U  
M  
M  
A  
R  
Y



Ref: 00000556 00070941

# 2011 Year End Summary

THE MERRICK FOUNDATION

Account Number 644-25879-18 635

## Details of Long Term Gain (Loss) 2011 - continued

Reference number	Quantity	Security Description	Opening Trade Date	Closing Trade Date	Sale Proceeds	Cost	(Loss)	Gain
125000100	96	BLACKSTONE GROUP L P UNIT REPSTG LTD PARTNERSHIP IN MorganStanley SmithBarney LLC acted as your agent	02/01/08	10/18/11	\$ 1,280.95	\$ 1,771.81	(\$ 490.86) ✓	
125000110	270	BOMBARDIER INC CLASS B MorganStanley SmithBarney LLC acted as your agent in this transaction.	02/20/07	01/13/11	1,499.25	1,094.85		404.40 ✓
125000130	91	FOREST CITY ENTERPRISES INC CLASS A MorganStanley SmithBarney LLC acted as your agent	08/20/08	11/03/11	1,236.90	2,483.54	(1,246.64) ✓	
125000140	41	FOREST CITY ENTERPRISES INC CLASS A MorganStanley SmithBarney LLC acted as your agent	08/20/08	11/30/11	496.73	1,118.96	(622.23)	
125000150	41	FOREST CITY ENTERPRISES INC CLASS A MorganStanley SmithBarney LLC acted as your agent	08/20/08	12/01/11	496.05	1,118.96	(622.91) ✓	
125000160	1,579	GENON ENERGY INC MorganStanley SmithBarney LLC acted as your agent in this transaction.	02/20/07	06/27/11	5,883.23	20,067.50	(14,184.27) ✓	
125000170	0375 0032 0032 0129	ICAHN ENTERPRISES LP DEP UNIT CASH IN LIEU OF .13379 RECORD 05/16/11 PAY 05/31/11	02/20/07 02/28/07 04/25/07 08/02/07	05/31/11 n may - in Jan YTD \$	1.50 .13 13 .52	4.29 .35 .35 1.16	(2.79) (.22) (.22) (.64)	
125000180	12	INTERCONTINENTALEXCHANGE INC MorganStanley SmithBarney LLC acted as your agent in this transaction.	02/20/07	01/04/11	1,412.62	1,956.84	(544.22) ✓	
125000190	28	INTERCONTINENTALEXCHANGE INC MorganStanley SmithBarney LLC acted as your agent in this transaction.	02/20/07	01/25/11	3,204.81	4,565.96	(1,361.15) ✓	

2  
0  
1  
1  
Y  
E  
A  
R  
E  
N  
D  
S  
U  
M  
M  
A  
R  
Y



**2011 Year End Summary**

Ref. 000003556 00070942

**THE MERRICK FOUNDATION**

**Account Number 644-25879-18 635**

**Details of Long Term Gain (Loss) 2011 - continued**

Reference number	Quantity	Security Description	Opening Trade Date	Closing Trade Date	Sale Proceeds	Cost	(Loss)	Gain
125000200	11	INTERCONTINENTALEXCHANGE INC	02/20/07	03/30/11	\$ 1,385.58	\$ 1,793.77	(\$ 408.19)✓	
	14	MorganStanley SmithBarney LLC acted as your agent in this transaction.	01/30/08		1,763.47	1,963.70	(200.23)✓	
125000210	1	INTERCONTINENTALEXCHANGE INC	01/30/08	05/03/11	116.92	140.26	(23.34)✓	
	11	MorganStanley SmithBarney LLC acted as your agent in this transaction.	07/23/08		1,286.17	1,036.92		249.25✓
125000220	13	INTERCONTINENTALEXCHANGE INC	07/23/08	06/14/11	1,536.10	1,225.45		310.65✓
		MorganStanley SmithBarney LLC acted as your agent in this transaction.						
125000230	21	INTERCONTINENTALEXCHANGE INC	07/23/08	08/09/11	2,255.43	1,979.58		275.85✓
		MorganStanley SmithBarney LLC acted as your agent in this transaction.						
125000250	102	NRG ENERGY INC NEW	03/02/07	04/26/11	2,331.44	3,431.90	(1,100.46)✓	
		MorganStanley SmithBarney LLC acted as your agent in this transaction.						
125000260	55	NRG ENERGY INC NEW	03/02/07	09/13/11	1,270.47	1,850.53	(580.06)✓	
		MorganStanley SmithBarney LLC acted as your agent in this transaction.						
125000270	52	NRG ENERGY INC NEW	03/02/07	09/20/11	1,220.05	1,749.59	(529.54)✓	
		MorganStanley SmithBarney LLC acted as your agent in this transaction.						
125000280	46	NRG ENERGY INC NEW	03/02/07	09/27/11	996.48	1,547.72	(551.24)✓	
		MorganStanley SmithBarney LLC acted as your agent in this transaction.						
125000290	107	NRG ENERGY INC NEW	03/02/07	10/25/11	2,259.35	3,600.13	(1,340.78)✓	
		MorganStanley SmithBarney LLC acted as your agent in this transaction.						
125000300	2599	ORCHARD SUPPLY HARDWARE CL A	02/20/07	12/30/11	6.29	39.24	(32.95)✓	
	.0061	CASH IN LIEU OF .58106	02/28/07		.15	.88	(.73)✓	
	.1254	RECORD 12/16/11 PAY 12/30/11	01/30/08		3.03	10.82	(7.79)✓	

**2  
0  
1  
1  
Y  
E  
A  
R  
E  
N  
D  
S  
U  
M  
M  
A  
R  
Y**



Ref: 00000556 00070943

# 2011 Year End Summary

THE MERRICK FOUNDATION

Account Number 644-25879-18 635

## Details of Long Term Gain (Loss) 2011 - continued

Reference number	Quantity	Security Description	Opening Trade Date	Closing Trade Date	Sale Proceeds	Cost	(Loss)	Gain
	.0306		12/09/10		\$ 74	\$ 1.66	(\$ 92)	
	0673		12/15/10		1 63	3.67	(2 04)	
125000310	2599	ORCHARD SUPPLY HARDWARE	02/20/07	12/30/11	.48	1.20	(.72)	
	0061	PFD	02/28/07		01	.03	(.02)	
	.1254	DUE 12/31/9999	01/30/08		.23	.33	(.10)	
	.0306		12/09/10		.06	.05		01
	0673		12/15/10		.12	.11		01
125000320	67	PENN WEST PETE LTD MorganStanley SmithBarney LLC acted as your agent in this transaction.	02/20/07	01/04/11	1,636.78	2,053.66	(416.88) ✓	
125000330	77	PENN WEST PETE LTD MorganStanley SmithBarney LLC acted as your agent in this transaction.	02/20/07	01/24/11	2,003.33	2,360.18	(356.85) ✓	
125000340	.1115	PHOENIX NEW MEDIA LTD ADR RECORD 05/16/11 PAY 05/30/11	Unavailable	05/30/11	1 26			
125000360	66	POWER CORP OF CANADA SUBORDINATE VOTING MorganStanley SmithBarney LLC acted as your agent	02/20/07	01/05/11	1,841.36	2,211.48	(370.12) ✓	
125000370	77	POWER CORP OF CANADA SUBORDINATE VOTING MorganStanley SmithBarney LLC acted as your agent	02/20/07	04/12/11	2,238.34	2,580.06	(341.72) ✓	
125000380	48	POWER CORP OF CANADA SUBORDINATE VOTING MorganStanley SmithBarney LLC acted as your agent	02/20/07	10/03/11	1,048.29	1,608.35	(560.06) ✓	
125000390	141	PRESTIGE BRANDS HOLDINGS INC MorganStanley SmithBarney LLC acted as your agent in this transaction.	01/04/10	02/16/11	1,556.96	1,133.77		423.19 ✓
125000400	71	QUANTA SERVICES INC MorganStanley SmithBarney LLC acted as your agent in this transaction.	02/20/07	02/23/11	1,579.72	1,573.59		6.13 ✓

2011 YEAR END SUMMARY



Ref. 00000556 00070944

# 2011 Year End Summary

THE MERRICK FOUNDATION

Account Number 644-25879-18 635

## Details of Long Term Gain (Loss) 2011 - continued

Reference number	Quantity	Security Description	Opening Trade Date	Closing Trade Date	Sale Proceeds	Cost	(Loss)	Gain
125000410	60	QUANTA SERVICES INC MorganStanley SmithBarney LLC acted as your agent in this transaction.	02/20/07	03/03/11	\$ 1,359.26	\$ 1,329.79		\$ 29.47 ✓
125000420	147	QUANTA SERVICES INC MorganStanley SmithBarney LLC acted as your agent in this transaction.	02/20/07	07/20/11	2,854.06	3,257.99	(403.93) ✓	
125000430	60	SILVER WHEATON CORP-CAD MorganStanley SmithBarney LLC acted as your agent in this transaction.	07/06/09	01/11/11	2,116.17	469.79		1,646.38 ✓
125000440	52	SILVER WHEATON CORP-CAD MorganStanley SmithBarney LLC acted as your agent in this transaction.	07/06/09	01/24/11	1,622.88	407.15		1,215.73 ✓
125000450	44	SILVER WHEATON CORP-CAD MorganStanley SmithBarney LLC acted as your agent in this transaction.	07/06/09	11/02/11	1,532.20	344.51		1,187.69 ✓
125000460	43	SILVER WHEATON CORP-CAD MorganStanley SmithBarney LLC acted as your agent in this transaction.	07/06/09	11/22/11	1,381.71	336.68		1,045.03 ✓
125000470	63	SILVER WHEATON CORP-CAD MorganStanley SmithBarney LLC acted as your agent in this transaction.	07/06/09	12/20/11	1,668.54	493.28		1,375.26 ✓
125000480	31	SOTHEBYS DELAWARE MorganStanley SmithBarney LLC acted as your agent in this transaction.	04/30/08	01/12/11	1,433.73	864.19		569.54 ✓
125000490	63	SOTHEBYS DELAWARE MorganStanley SmithBarney LLC acted as your agent in this transaction.	04/30/08	10/11/11	2,032.97	1,756.26		276.71 ✓

2  
0  
1  
1  
  
Y  
E  
A  
R  
  
E  
N  
D  
  
S  
U  
M  
M  
A  
R  
Y



Ref: 00000556 00070945

## 2011 Year End Summary

THE MERRICK FOUNDATION

Account Number 644-25879-18 635

### Details of Long Term Gain (Loss) 2011 - continued

Reference number	Quantity	Security Description	Opening Trade Date	Closing Trade Date	Sale Proceeds	Cost	(Loss)	Gain
125000500	1,803	URBANA CORP-CAD MorganStanley SmithBarney LLC acted as your agent in this transaction.	10/30/09	04/19/11	\$ 2,590.86	\$ 3,014.07	(\$ 423.21)	
125000510	31	VIRTUS INVESTMENT PARTNERS INC MorganStanley SmithBarney LLC acted as your agent in this transaction.	08/05/10	10/20/11	1,735.96	851.59		884.37
125000520	13	VIRTUS INVESTMENT PARTNERS INC	08/05/10	11/29/11	960.78	357.12		603.66
	6	MorganStanley SmithBarney LLC acted as your agent in this transaction.	08/11/10		443.44	156.33		287.11
<b>Total</b>					<b>\$ 79,899.82</b>	<b>\$ 96,538.98</b>	<b>(\$ 30,734.37)</b>	<b>\$ 14,093.95</b>

2  
0  
1  
1  
Y  
E  
A  
R  
E  
N  
D  
S  
U  
M  
M  
A  
R  
Y



Ref: 00000556 00070950

## 2011 Year End Summary

THE MERRICK FOUNDATION

Account Number 644-27708-11 635

2  
0  
1  
1  
  
Y  
E  
A  
R  
  
E  
N  
D  
  
S  
U  
M  
M  
A  
R  
Y

## Details of Long Term Gain (Loss) 2011

This section shows your sales of securities during the year. The "Sale Proceeds" column excludes any accrued income you may have received. In addition, although cash in lieu less than \$20 is not included on Form 1099-B (if applicable), it is included in this section. Please note, this material is being prepared for informational purposes only and should not be used for tax preparation without the assistance of your tax advisor.

Reference number	Quantity	Security Description	Opening Trade Date	Closing Trade Date	Sale Proceeds	Cost	(Loss)	Gain
125000010	222	ACCENTURE PLC MorganStanley SmithBarney LLC acted as your agent in this transaction.	08/18/09	07/15/11	\$ 13,424.86	\$ 7,999.75		\$ 5,425.11



Ref 00000556 00070951

## 2011 Year End Summary

THE MERRICK FOUNDATION

Account Number 644-27708-11 635

### Details of Long Term Gain (Loss) 2011 - continued

Reference number	Quantity	Security Description	Opening Trade Date	Closing Trade Date	Sale Proceeds	Cost	(Loss)	Gain	2 0 1 1  Y E A R  E N D  S U M M A R Y
125000020	361	AFLAC INC MorganStanley SmithBarney LLC acted as your agent in this transaction.	03/18/09	04/13/11	\$ 19,054.83	\$ 7,041.95		\$ 12,012.88	
125000030	348	AFLAC INC MorganStanley SmithBarney LLC acted as your agent in this transaction.	03/18/09	05/18/11	17,314.57	6,788.37		10,526.20	
125000040	856	AFLAC INC MorganStanley SmithBarney LLC acted as your agent in this transaction.	03/18/09	05/20/11	42,559.59	16,697.82		25,861.77	
125000050	200	BERKSHIRE HATHAWAY INC CL B MorganStanley SmithBarney LLC acted as your agent in this transaction.	09/19/07	05/16/11	16,004.01	15,730.00		274.01	
125000060	498	COLGATE PALMOLIVE CO MorganStanley SmithBarney LLC acted as your agent in this transaction.	05/15/08	02/04/11	37,809.02	35,713.22		2,095.80	
125000070	59	MASTERCARD INC MorganStanley SmithBarney LLC acted as your agent in this transaction.	04/22/09	09/27/11	19,789.11	9,674.17		10,114.94	
125000080	216	QUALCOMM INC MorganStanley SmithBarney LLC acted as principal in this transaction.	01/16/09	01/25/11	10,951.41	7,671.59		3,279.82	
125000090	175	QUALCOMM INC MorganStanley SmithBarney LLC acted as principal in this transaction.	01/16/09	10/12/11	9,175.18	6,215.40		2,959.78	
125000100	892	STATE STREET CORP MorganStanley SmithBarney LLC acted as your agent in this transaction.	03/24/10	04/20/11	41,018.10	40,879.65		138.45	



Ref: 00000556 00070952

## 2011 Year End Summary

THE MERRICK FOUNDATION

Account Number 644-27708-11 635

### Details of Long Term Gain (Loss) 2011 - continued

Reference number	Quantity	Security Description	Opening Trade Date	Closing Trade Date	Sale Proceeds	Cost	(Loss)	Gain
125000110	578	TERADATA CORP MorganStanley SmithBarney LLC acted as your agent in this transaction.	08/12/09	10/12/11	\$ 33,086.97	\$ 15,574.90		\$ 17,512.07
125000120	144	TERADATA CORP MorganStanley SmithBarney LLC acted as your agent in this transaction.	08/12/09	10/27/11	8,637.11	3,880.25		4,756.86
125000130	204	TERADATA CORP MorganStanley SmithBarney LLC acted as your agent in this transaction.	08/12/09	11/14/11	11,432.49	5,497.03		5,935.46
125000140	84	TERADATA CORP MorganStanley SmithBarney LLC acted as your agent in this transaction.	08/12/09	11/15/11	4,710.86	2,263.48		2,447.38
125000150	587	VISA INC COM CL A MorganStanley SmithBarney LLC acted as your agent in this transaction.	09/24/08	08/09/11	47,109.48	39,083.11		8,026.37
<b>Total</b>					<b>\$ 332,077.59</b>	<b>\$ 220,710.69</b>		<b>\$ 111,366.90</b>



2  
0  
1  
1  
Y  
E  
A  
R  
E  
N  
D  
S  
U  
M  
M  
A  
R  
Y



Ref: 00000556 00070920

## 2011 Year End Summary

THE MERRICK FOUNDATION

Account Number 644-24803-12 635

## Details of Short Term Gain (Loss) 2011

This section shows your sales of securities during the year. The "Sale Proceeds" column excludes any accrued income you may have received. In addition, although cash in lieu less than \$20 is not included on Form 1099-B (if applicable), it is included in this section. Please note, this material is being prepared for informational purposes only and should not be used for tax preparation without the assistance of your tax advisor.

Reference number	Quantity	Security Description	Opening Trade Date	Closing Trade Date	Sale Proceeds	Cost	(Loss)	Gain
125000100	695	CENTRAIS ELETRICAS BRASILEIRAS SP ADR SA REP PFD SALE OF RTS ON 695,0000 SHS	02/25/11	02/25/11	\$ 8.19	\$ .01		\$ 8.18
125000110	257	CENTRAIS ELETRICAS BRASILEIRAS SPON ADR SALE OF RTS ON 257,0000 SHS	02/25/11	02/25/11	3.54	.01		3.53
125000180	123	GAZPROM DAO SPONS ADR MorganStanley SmithBarney LLC acted as your agent in this transaction.	10/15/10	03/08/11	3,764.19	2,637.50		1,126.69
125000290	.0814 .0286	KAZAKHGOLD GROUP LTD GDR USD MERGER 07/26/11 678129107001	06/16/11 06/17/11	07/26/11	.29 .10	.33 .12	(.04) (.02)	
125000460	121	STATOILHYDRO ASA SPONS ADR MorganStanley SmithBarney LLC acted as your agent	11/09/10	04/27/11	3,426.07	2,575.91		850.16
125000470	104 223	STATOILHYDRO ASA SPONS ADR MorganStanley SmithBarney LLC acted as your agent	11/09/10 11/10/10	10/18/11	2,593.37 5,560.77	2,214.00 4,749.16		379.37 811.61
125000480	.97	SUMITOMO MITSU TR SPON ADR MERGER 04/01/11 865625206001	04/01/11	04/01/11	3.35	3.39	(.04)	
125000490	373	SUMITOMO TRUST & BANKING CO LT-JPY SPONS ADR	03/17/11	04/01/11	1,944.61	1,979.62	(35.01)	
125000500	64	SUNCOR ENERGY INC NEW MorganStanley SmithBarney LLC acted as your agent in this transaction.	05/21/10	02/08/11	2,593.30	1,853.18		740.12

2011 YEAR END SUMMARY



Ref: 00000556 00070921

## 2011 Year End Summary

THE MERRICK FOUNDATION

Account Number 644-24803-12 635

## Details of Short Term Gain (Loss) 2011 - continued

Reference number	Quantity	Security Description	Opening Trade Date	Closing Trade Date	Sale Proceeds	Cost	(Loss)	Gain
125000510	45	SUNCOR ENERGY INC NEW MorganStanley SmithBarney LLC acted as your agent in this transaction.	05/21/10	03/03/11	\$ 2,097.13	\$ 1,303.02		\$ 794.11 ✓
125000520	100	SUNCOR ENERGY INC NEW MorganStanley SmithBarney LLC acted as your agent in this transaction.	05/21/10	04/07/11	4,432.81	2,895.60		1,537.21 ✓
<b>Total</b>					<b>\$ 26,427.72</b>	<b>\$ 20,211.85</b>	<b>(\$ 35.11)</b>	<b>\$ 6,250.98</b>

## Details of Long Term Gain (Loss) 2011

This section shows your sales of securities during the year. The "Sale Proceeds" column excludes any accrued income you may have received. In addition, although cash in lieu less than \$20 is not included on Form 1099-B (if applicable), it is included in this section. Please note, this material is being prepared for informational purposes only and should not be used for tax preparation without the assistance of your tax advisor.

Reference number	Quantity	Security Description	Opening Trade Date	Closing Trade Date	Sale Proceeds	Cost	(Loss)	Gain
125000010	57	AXIS CAPITAL HOLDINGS LTD-USD MorganStanley SmithBarney LLC acted as your agent	10/16/09	11/07/11	\$ 1,791.51	\$ 1,721.91		\$ 69.60 ✓
125000020	457	ALCATEL-LUCENT ADR	03/28/07	02/03/11	1,527.63	5,452.51	(3,924.88) ✓	
	273	MorganStanley SmithBarney LLC	04/02/07		912.57	3,235.16	(2,322.59) ✓	
	184	acted as your agent	04/03/07		615.06	2,209.84	(1,594.78) ✓	
	333	in this transaction.	05/02/07		1,113.13	4,444.82	(3,331.69) ✓	
	569		07/25/07		1,902.01	7,737.55	(5,835.54) ✓	
125000030	698	ALCATEL-LUCENT ADR MorganStanley SmithBarney LLC acted as your agent in this transaction.	07/25/07	02/15/11	3,180.02	9,491.75	(6,311.73) ✓	
125000040	83	ALCATEL-LUCENT ADR	07/25/07	02/24/11	385.06	1,128.68	(743.62)	
	585	MorganStanley SmithBarney LLC	09/14/07		2,714.00	5,295.89	(2,581.89)	
	685	acted as your agent	09/20/07		3,177.93	6,165.55	(2,987.62)	
	700	in this transaction.	02/18/10		3,247.51	1,966.16		1,281.35

2  
0  
1  
1  
Y  
E  
A  
R  
E  
N  
D  
S  
U  
M  
M  
A  
R  
Y


Ref: 00000556 00070922

# 2011 Year End Summary

THE MERRICK FOUNDATION

Account Number 644-24803-12 635

## Details of Long Term Gain (Loss) 2011 - continued

Reference number	Quantity	Security Description	Opening Trade Date	Closing Trade Date	Sale Proceeds	Cost	(Loss)	Gain
125000050	217	ALUMINA LTD SPONSORED ADR MorganStanley SmithBarney LLC acted as your agent in this transaction	03/31/06	01/18/11	\$ 2,140.22	\$ 4,599.90	(\$ 2,459.68)	
125000060	48	ANGLOGOLD ASHANTI LTD	03/19/08	12/16/11	1,987.21	1,605.26		381.95 ✓
	28	ADR MorganStanley SmithBarney LLC acted as your agent	07/22/08		1,159.21	689.21		470.00 ✓
125000070	51	ASTRAZENECA PLC SPON ADR MorganStanley SmithBarney LLC acted as your agent in this transaction.	01/12/10	08/23/11	2,388.85	2,424.36	(35.51)	
125000080	46	BARRICK GOLD CORP CAD	04/30/08	04/08/11	2,511.52	1,760.85		750.67 ✓
	48	MorganStanley SmithBarney LLC acted as your agent in this transaction.	09/16/08		2,620.72	1,328.69		1,292.03 ✓
125000090	57	BARRICK GOLD CORP CAD MorganStanley SmithBarney LLC acted as your agent in this transaction.	09/16/08	08/22/11	2,965.59	1,577.82		1,387.77
125000120	13	DAIWA HOUSE INDUSTRIES ADR	01/07/08	03/30/11	1,806.76	1,663.91	(57.15) ✓	
	10	-USD-	01/08/08		1,235.97	1,277.97	(42.00) ✓	
	17	MorganStanley SmithBarney LLC acted as your agent	02/13/08		2,101.14	1,784.21		316.93 ✓
125000130	19	DAIWA HOUSE INDUSTRIES ADR	02/13/08	08/12/11	2,271.05	1,994.11		276.94
	30	-USD- MorganStanley SmithBarney LLC acted as your agent	03/07/08		3,585.88	2,867.48		718.40
125000140	23	DAIWA HOUSE INDUSTRIES ADR -USD- MorganStanley SmithBarney LLC acted as your agent	03/07/08	08/15/11	2,750.13	2,198.40		551.73
125000150	23	EMBRAER S A-BRL	10/30/09	01/27/11	744.80	506.50		238.30
	82	MorganStanley SmithBarney LLC acted as your agent in this transaction.	11/03/09		2,655.37	1,640.78		1,014.59

2  
0  
1  
1  
Y  
E  
A  
R  
E  
N  
D  
S  
U  
M  
M  
A  
R  
Y



Ref 00000556 00070923

## 2011 Year End Summary

THE MERRICK FOUNDATION

Account Number 644-24803-12 635

## Details of Long Term Gain (Loss) 2011 - continued

Reference number	Quantity	Security Description	Opening Trade Date	Closing Trade Date	Sale Proceeds	Cost	(Loss)	Gain
125000160	133	EMBRAER S A-BRL	11/03/09	08/01/11	\$ 3,870.21	\$ 2,661.26		\$ 1,208.95
	152	MorganStanley SmithBarney LLC acted as your agent in this transaction.	05/14/10		4,423.10	3,426.82		996.28
125000170	685	FINMECCANICA SPA-EUR	05/14/10	10/12/11	2,569.86	3,974.10	(1,404.24)	
	160	MorganStanley SmithBarney LLC acted as your agent in this transaction.	05/19/10		600.26	899.94	(299.68)	
125000190	74	GLAXOSMITHKLINE PLC SP ADR MorganStanley SmithBarney LLC acted as your agent in this transaction.	01/08/10	06/01/11	3,181.50	3,061.24		120.26
125000200	73	GLAXOSMITHKLINE PLC SP ADR MorganStanley SmithBarney LLC acted as your agent in this transaction.	01/08/10	11/08/11	3,243.20	3,019.87		223.33
125000210	71	GOLD FIELDS LTD SPONS ADR	11/12/07	10/05/11	1,055.75	1,279.61	(223.86)	
	444	MorganStanley SmithBarney LLC	02/01/08		6,602.15	6,249.30		352.85
	46	acted as your agent in this transaction.	02/06/08		684.00	638.91		45.09
125000220	82	IMPALA PLATINUM HOLDINGS LTD SPONSORED ADR	09/02/08	01/21/11	2,559.80	2,081.18		478.42
	144	MorganStanley SmithBarney LLC acted as your agent	09/05/08		4,494.90	3,537.29		957.61
125000230	15	IMPALA PLATINUM HOLDINGS LTD SPONSORED ADR	09/05/08	01/24/11	469.33	368.47		100.86
	98	MorganStanley SmithBarney LLC acted as your agent	03/12/09		3,066.28	1,357.30		1,708.98
125000240	72	KAO CORP-JPY SPONS ADR MorganStanley SmithBarney LLC acted as your agent	04/09/09	08/04/11	1,961.98	1,456.57		505.41
125000250	168	KAO CORP-JPY SPONS ADR MorganStanley SmithBarney LLC acted as your agent	04/09/09	08/09/11	4,346.66	3,398.67		947.99

2011  
YEAR  
END  
SUMMARY


Ref: 00000556 00070924

## 2011 Year End Summary

THE MERRICK FOUNDATION

Account Number 644-24803-12 635

## Details of Long Term Gain (Loss) 2011 - continued

Reference number	Quantity	Security Description	Opening Trade Date	Closing Trade Date	Sale Proceeds	Cost	(Loss)	Gain
125000260	151	KAO CORP-JPY SPONS ADR MorganStanley SmithBarney LLC acted as your agent	04/09/09	08/16/11	\$ 3,932.01	\$ 3,054.76		\$ 877.25
125000270	133	KAO CORP-JPY SPONS ADR MorganStanley SmithBarney LLC acted as your agent	04/09/09	08/17/11	3,496.97	2,690.62		806.35
125000280	176 150	KAO CORP-JPY SPONS ADR MorganStanley SmithBarney LLC acted as your agent	04/09/09 05/18/09	08/25/11	4,504.89 3,839.40	3,560.51 3,117.04		944.38 722.36
125000300	184 147	KINROSS GOLD CORP-CAD (NEW) MorganStanley SmithBarney LLC acted as your agent	07/08/09 07/13/09	08/31/11	3,190.00 2,548.53	3,304.79 2,580.87	(114.79) (32.34)	
125000310	93	MAGNA INTERNATIONAL INC MorganStanley SmithBarney LLC acted as your agent in this transaction.	07/15/08	01/14/11	5,456.81	2,563.46		2,893.35
125000320	166 29	NEXEN INC MorganStanley SmithBarney LLC acted as your agent in this transaction.	10/10/07 08/07/08	03/04/11	4,505.90 787.17	5,103.59 874.92	(597.69) ✓ (87.75) ✓	
125000330	74 71	NEXEN INC MorganStanley SmithBarney LLC acted as your agent in this transaction.	08/07/08 01/30/09	04/04/11	1,874.35 1,798.36	2,232.54 1,029.71	(358.19) ✓	768.65 ✓
125000340	27 110 233	NIPPON TEL & TEL SPON ADR MorganStanley SmithBarney LLC acted as your agent in this transaction.	03/31/06 05/15/07 05/31/07	10/04/11	631.57 2,573.08 5,450.26	587.74 2,671.33 5,418.98	(98.25) ✓	43.83 ✓ 31.28 ✓
125000350	72	ROYAL DUTCH SHELL PLC ADR CL B MorganStanley SmithBarney LLC acted as your agent	03/30/06	04/07/11	5,327.86	4,743.87		583.99 ✓

2011 YEAR END SUMMARY



Ref: 00000556 00070925

# 2011 Year End Summary

THE MERRICK FOUNDATION

Account Number 644-24803-12 635

## Details of Long Term Gain (Loss) 2011 - continued

Reference number	Quantity	Security Description	Opening Trade Date	Closing Trade Date	Sale Proceeds	Cost	(Loss)	Gain
125000360	58	ROYAL DUTCH SHELL PLC ADR CL B MorganStanley SmithBarney LLC acted as your agent	03/30/06	08/03/11	\$ 4,021.08	\$ 3,821.45		\$ 199.63
125000370	95	ROYAL DUTCH SHELL PLC ADR	03/30/06	10/06/11	6,032.42	6,259.26	(226.84) ✓	
	45	CL B	02/27/07		2,857.46	3,025.31	(167.85) ✓	
	57	MorganStanley SmithBarney LLC	02/14/08		3,619.45	4,009.49	(390.04) ✓	
	54	acted as your agent	02/02/10		3,428.96	2,974.71		454.25 ✓
125000380	202	SK TELECOM LTD SPON ADR MorganStanley SmithBarney LLC acted as your agent in this transaction.	02/19/08	05/24/11	3,772.98	4,573.08	(800.10) ✓	
125000390	2	SEVEN & I HLDGS CO LTD-JPY	01/07/09	06/23/11	106.57	118.04	(11.47) ✓	
	64	MorganStanley SmithBarney LLC acted as your agent in this transaction.	01/08/09		3,410.33	3,786.81	(376.48) ✓	
125000400	33	SEVEN & I HLDGS CO LTD-JPY	01/08/09	09/30/11	1,881.84	1,952.58	(70.74)	
	26	MorganStanley SmithBarney LLC acted as your agent in this transaction.	02/19/09		1,482.67	1,267.54		215.13
125000410	24	SEVEN & I HLDGS CO LTD-JPY MorganStanley SmithBarney LLC acted as your agent in this transaction.	02/19/09	12/19/11	1,294.51	1,170.04		124.47
125000420	193	SHISEIDO LTD SPONSORED ADR	03/31/06	10/03/11	3,729.98	3,616.12		113.86 ✓
	88	MorganStanley SmithBarney LLC acted as your agent in this transaction.	12/18/08		1,700.71	1,857.39	(156.68) ✓	
125000430	29	SIEMENS A G SPONS ADR MorganStanley SmithBarney LLC acted as your agent in this transaction.	09/29/08	02/02/11	3,807.53	2,705.44		1,102.09 ✓
125000440	32	SIEMENS A G SPONS ADR MorganStanley SmithBarney LLC acted as your agent in this transaction.	09/29/08	02/08/11	4,070.60	2,985.31		1,085.29 ✓

2  
0  
1  
1  
Y  
E  
A  
R  
E  
N  
D  
S  
U  
M  
M  
A  
R  
Y



Ref: 00000556 00070926

# 2011 Year End Summary

THE MERRICK FOUNDATION

Account Number 644-24803-12 635

## Details of Long Term Gain (Loss) 2011 - continued

Reference number	Quantity	Security Description	Opening Trade Date	Closing Trade Date	Sale Proceeds	Cost	(Loss)	Gain
125000450	12	SIEMENS A G SPONS ADR MorganStanley SmithBarney LLC acted as your agent in this transaction.	09/29/08	06/27/11	\$ 1,585.66	\$ 1,119.49		\$ 466.17 ✓
125000490	870	SUMITOMO TRUST & BANKING	01/11/08	04/01/11	4,535.68	5,985.43	(1,449.75) ✓	
	910	CO LT-JPY SPONS ADR	03/07/08		4,744.21	5,865.95	(1,121.74) ✓	
125000530	97	SUNCOR ENERGY INC NEW MorganStanley SmithBarney LLC acted as your agent in this transaction.	05/21/10	05/31/11	4,052.73	2,808.73		1,244.00 ✓
125000540	107	SUNCOR ENERGY INC NEW MorganStanley SmithBarney LLC acted as your agent in this transaction.	05/21/10	07/21/11	4,445.57	3,098.30		1,347.27
125000550	107	SUNCOR ENERGY INC NEW MorganStanley SmithBarney LLC acted as your agent in this transaction.	05/21/10	07/22/11	4,427.70	3,098.29		1,329.41
125000560	52	SWISSCOM AG SPONS ADR MorganStanley SmithBarney LLC acted as your agent in this transaction.	03/31/06	07/28/11	2,460.51	1,699.52		760.99
125000570	196	TAKEDA PHARMACEUTICAL CO MorganStanley SmithBarney LLC acted as your agent in this transaction.	05/11/10	05/12/11	4,714.46	4,228.60		485.86 ✓
125000580	486	TELECOM ITALIA S.P.A ADR (NEW) REPSTG SVG SHS MorganStanley SmithBarney LLC acted as your agent	03/31/06	03/21/11	6,479.22	13,056.88	(6,577.66) ✓	
<b>Total</b>					<b>\$ 228,999.62</b>	<b>\$ 242,798.29</b>	<b>(\$ 46,794.82)</b>	<b>\$ 32,996.15</b>



2  
0  
1  
1  
Y  
E  
A  
R  
E  
N  
D  
S  
U  
M  
M  
A  
R  
Y



Ref: 00000556 00070996

## 2011 Year End Summary

MERRICK FOUNDATION

Account Number 644-21849-14 635

2  
0  
1  
1  
  
Y  
E  
A  
R  
  
E  
N  
D  
  
S  
U  
M  
M  
A  
R  
Y

## Details of Short Term Gain (Loss) 2011

This section shows your sales of securities during the year. The "Sale Proceeds" column excludes any accrued income you may have received. In addition, although cash in lieu less than \$20 is not included on Form 1099-B (if applicable), it is included in this section. Please note, this material is being prepared for informational purposes only and should not be used for tax preparation without the assistance of your tax advisor.

Reference number	Quantity	Security Description	Opening Trade Date	Closing Trade Date	Sale Proceeds	Cost	(Loss)	Gain
125000130	136	AUTONATION INC	12/09/10	10/12/11	\$ 5,127.34	\$ 3,578.14		\$ 1,549.20
125000140	31	AUTONATION INC	12/09/10	10/26/11	1,238.64	815.61		423.03
	43		12/17/10		1,718.11	1,175.62		542.49
125000150	35	AUTONATION INC	12/17/10	11/04/11	1,280.14	956.90		323.24
125000210	190	CB RICHARD ELLIS GROUP CL A	02/19/10	02/15/11	4,811.63	2,559.24		2,252.39
125000640	.0492	LIBERTY MEDIA CORP LIBERTY CAP	12/15/10	11/29/11	3.71	3.03		.68
	.0657	CL A	07/12/11		4.96	5.47	(.51)	
	.0266	FROM: 530322304000	07/28/11		2.01	2.33	(.32)	
	.0349		08/18/11		2.64	2.68	(.04)	
	.025		08/24/11		1.89	1.92	(.03)	
	.0329		09/07/11		2.48	2.45		.03
	.0318		09/15/11		2.40	2.56	(.16)	



Ref: 00000556 00070897

## 2011 Year End Summary

MERRICK FOUNDATION

Account Number 644-21849-14 635

## Details of Short Term Gain (Loss) 2011 - continued

Reference number	Quantity	Security Description	Opening Trade Date	Closing Trade Date	Sale Proceeds	Cost	(Loss)	Gain
	.0542		10/07/11		\$ 4.10	\$ 3.72		\$ .38
	.0163		10/11/11		1.23	1.11		.12
125000660	55	LOEWS CORP	08/19/10	08/16/11	2,013.58	2,015.90	(2.32)	
125000690	80	LOEWS CORP	10/04/10	09/21/11	2,932.43	2,996.26	(63.83)	
125000700	20	LOEWS CORP	10/04/10	09/28/11	707.57	749.06	(41.49)	
	75		10/13/10		2,653.39	3,003.95	(350.56)	
	14		10/28/10		495.30	551.99	(56.69)	
125000810	268	SWIRE PACIFIC LTD SP ADR	12/14/10	10/06/11	2,755.12	4,464.88	(1,709.76)	
	251	CGMI AND/OR ITS AFFILIATES	01/06/11		2,580.35	4,460.47	(1,880.12)	
125000820	7	SWIRE PACIFIC LTD SP ADR	01/06/11	12/08/11	81.87	124.40	(42.53)	
	236	CGMI AND/OR ITS AFFILIATES	01/19/11		2,760.10	3,870.40	(1,110.30)	
Total					\$ 31,180.99	\$ 31,348.09	(\$ 5,258.66)	\$ 5,091.56

## Details of Long Term Gain (Loss) 2011

This section shows your sales of securities during the year. The "Sale Proceeds" column excludes any accrued income you may have received. In addition, although cash in lieu less than \$20 is not included on Form 1099-B (if applicable), it is included in this section. Please note, this material is being prepared for informational purposes only and should not be used for tax preparation without the assistance of your tax advisor.

Reference number	Quantity	Security Description	Opening Trade Date	Closing Trade Date	Sale Proceeds	Cost	(Loss)	Gain
125000010	710	DE LA RUE ORD GBP	11/19/09	01/04/11	\$ 9,027.14	\$ 11,696.54	(\$ 2,669.40)	
125000020	8	DE LA RUE	11/19/09	01/21/11	103.82	131.79	(27.97)	
	364	ORD GBP	11/20/09		4,723.60	5,892.91	(1,169.31)	
125000030	350	DE LA RUE ORD GBP	11/20/09	01/26/11	3,958.00	5,666.25	(1,708.25)	
125000040	6,000	BEIJING CAPITAL INTL AIRPORT	02/07/07	10/12/11	2,399.95	5,578.20	(3,178.25)	
125000050	200	HONG KONG EXCHANGES AND CLEAR-HKD	02/07/06	03/30/11	4,285.99	990.80		3,295.19



Ref: 00000556 00070898

## 2011 Year End Summary

MERRICK FOUNDATION

Account Number 644-21849-14 635

## Details of Long Term Gain (Loss) 2011 - continued

Reference number	Quantity	Security Description	Opening Trade Date	Closing Trade Date	Sale Proceeds	Cost	(Loss)	Gain
125000060	300	HONG KONG EXCHANGES AND CLEARI-HKD	02/07/06	04/08/11	\$ 6,982.72	\$ 1,486.20		\$ 5,496.52
125000070	200	HONG KONG EXCHANGES AND CLEARI-HKD	02/07/06	05/23/11	4,367.59	990.80		3,376.79
125000080	100	HONG KONG EXCHANGES AND CLEARI-HKD	02/07/06	06/16/11	2,065.55	495.40		1,570.15
125000090	50	HONG KONG EXCHANGES AND CLEARI-HKD	02/07/06	07/18/11	1,015.48	247.70		767.78
125000100	750	HONG KONG EXCHANGES AND CLEARI-HKD	02/07/06	07/26/11	15,452.18	3,715.50		11,736.68
125000110	207	ANGLO AMERICAN PLC ADR CGMI AND/OR ITS AFFILIATES	04/13/09	02/04/11	5,517.04	2,223.16		3,293.88
125000120	172	ANGLO AMERICAN PLC ADR CGMI AND/OR ITS AFFILIATES	04/13/09	03/03/11	4,692.80	1,847.26		2,845.54
125000160	64	BERKSHIRE HATHAWAY INC CL B	09/30/05	06/14/11	4,841.26	3,456.01		1,385.25
125000170	50	BERKSHIRE HATHAWAY INC CL B	09/30/05	07/18/11	3,751.08	2,700.01		1,051.07
125000180	8	BERKSHIRE HATHAWAY INC CL B	09/30/05	07/28/11	600.69	432.00		168.69
125000190	64	BERKSHIRE HATHAWAY INC CL B	09/30/05	10/12/11	4,726.84	3,456.02		1,270.92
125000200	123	BROOKFIELD ASSET MGMT INC VOTING SHS CL A	09/30/05	10/12/11	3,283.23	2,536.95		746.28
125000220	387	CBRE GROUP INC	02/19/10	12/06/11	6,466.41	5,212.78		1,253.63
125000230	19	CNOOC LTD SPONS ADR	09/30/05	03/04/11	4,322.09	1,372.18		2,949.91
125000240	11	CNOOC LTD SPONS ADR	09/30/05	10/12/11	1,999.76	794.42		1,205.34
125000250	18	CNOOC LTD SPONS ADR	09/30/05	12/21/11	3,083.02	1,299.96		1,783.06
125000260	48	CARNIVAL CORP (PAIRED STOCK)	08/28/08	03/25/11	1,866.55	1,802.02		64.53
125000270	122	CARNIVAL CORP (PAIRED STOCK)	08/28/08	03/30/11	4,702.24	4,580.13		122.11
125000280	138	CARNIVAL CORP (PAIRED STOCK)	08/28/08	04/27/11	5,276.10	5,180.80		95.30
125000290	124	CARNIVAL CORP (PAIRED STOCK)	08/28/08	10/26/11	4,435.37	4,655.21	(219.84)	
125000300	152	CARNIVAL CORP (PAIRED STOCK)	08/28/08	11/03/11	5,116.54	5,706.38	(589.84)	
125000310	130	CENOVUS ENERGY INC	01/15/08	04/26/11	4,844.71	4,206.34		638.37

2011 YEAR END SUMMARY



Ref: 00000556 00070899

## 2011 Year End Summary

MERRICK FOUNDATION

Account Number 644-21849-14 635

## Details of Long Term Gain (Loss) 2011 - continued

Reference number	Quantity	Security Description	Opening Trade Date	Closing Trade Date	Sale Proceeds	Cost	(Loss)	Gain
125000320	108	CENOVUS ENERGY INC	01/15/08	07/27/11	\$ 4,184.01	\$ 3,494.49		\$ 689.52
125000330	118	CENOVUS ENERGY INC	01/15/08	08/04/11	4,153.84	3,818.06		335.78
125000340	224	CENOVUS ENERGY INC	01/15/08	08/11/11	7,465.55	7,247.84		217.71
125000350	77	CHINA LIFE INSURANCE CO LTD-SPONSORED ADR	03/25/09	02/10/11	4,363.43	3,836.99		526.44
125000360	92	CHINA LIFE INSURANCE CO LTD-SPONSORED ADR	03/25/09	03/09/11	5,407.96	4,584.45		823.51
125000370	127	CHINA LIFE INSURANCE CO LTD-SPONSORED ADR	03/25/09	03/25/11	6,828.54	6,328.53		500.01
125000380	317	CHINA UNICOM HONG KONG LTD SPONSORED ADR	03/30/09	01/12/11	4,576.29	3,442.56		1,133.73
125000390	318	CHINA UNICOM HONG KONG LTD SPONSORED ADR	03/30/09	01/27/11	5,248.07	3,453.41		1,794.66
125000400	121	DREAMWORKS ANIMATION INC CL A CGMI AND/OR ITS AFFILIATES	06/24/10	10/12/11	2,202.39	3,430.42	(1,228.03)	
125000410	300	FOREST CITY ENTERPRISES INC	03/24/10	11/11/11	4,020.54	4,132.20	(111.66)	
	130	CLASS A	04/22/10		1,742.24	2,014.47	(272.23)	
125000420	106	FOREST CITY ENTERPRISES INC CLASS A	04/22/10	11/30/11	1,284.21	1,642.56	(358.35)	
125000430	57	FOREST CITY ENTERPRISES INC	04/22/10	12/01/11	689.63	883.27	(193.64)	
	31	CLASS A	05/12/10		375.06	480.50	(105.44)	
125000440	65	FRANCO-NEVADA CORP	07/21/10	10/12/11	2,454.35	1,945.94		508.41
125000450	69	FRANCO-NEVADA CORP	07/21/10	10/28/11	2,801.41	2,065.69		735.72
	35		08/06/10		1,421.01	1,116.90		304.11
125000460	84	FRANCO-NEVADA CORP	08/06/10	11/23/11	3,375.82	2,680.57		695.25
	21	TRADE AS OF 11/23/11	09/21/10		843.96	655.57		188.39
125000470	90	FRANCO-NEVADA CORP	09/21/10	12/16/11	3,406.34	2,809.60		596.74
125000480	322	GRUPO TELEvisa SA DE CV SPON ADR	11/02/09	11/29/11	6,257.81	6,372.80	(114.99)	
125000490	49	ICICI BANK LTD-SPONS ADR-INR	06/27/07	08/02/11	2,236.46	2,373.77	(137.31)	
	41		09/13/07		1,871.32	1,815.50		55.82
125000500	9	ICICI BANK LTD-SPONS ADR-INR	09/13/07	10/04/11	280.17	398.52	(118.35)	
	93		11/23/09		2,895.07	3,666.59	(771.52)	
125000510	117	ICICI BANK LTD-SPONS ADR-INR	11/23/09	10/11/11	3,994.60	4,612.61	(618.21)	

2011 YEAR END SUMMARY



Ref: 00000556 00070900

## 2011 Year End Summary

MERRICK FOUNDATION

Account Number 644-21849-14 635

## Details of Long Term Gain (Loss) 2011 - continued

Reference number	Quantity	Security Description	Opening Trade Date	Closing Trade Date	Sale Proceeds	Cost	(Loss)	Gain
125000520	158	ICICI BANK LTD-SPONS ADR-INR	11/23/09	10/18/11	\$ 5,715.82	\$ 6,229.26	(\$ 513.44)	
125000530	32	IMPERIAL OIL LTD NEW	03/26/09	07/18/11	1,459.17	1,185.01		274.16
125000540	131	IMPERIAL OIL LTD NEW	03/26/09	08/26/11	5,116.46	4,851.15		265.31
125000550	162	IMPERIAL OIL LTD NEW	03/26/09	10/05/11	5,689.28	5,399.14	(309.86)	
125000560	41	IMPERIAL OIL LTD NEW	03/26/09	10/12/11	1,603.88	1,518.30		85.58
125000570	80	IMPERIAL OIL LTD NEW	03/26/09	12/15/11	3,298.32	2,962.54		335.78
125000580	175	JARDEN CORP	03/08/10	10/12/11	5,507.15	5,984.06	(476.91)	
	25		06/28/10		786.74	709.77		76.97
125000590	168	LENDER PROCESSING SERVICES	12/09/09	01/04/11	5,172.19	6,771.73	(1,599.54)	
125000600	141	LENDER PROCESSING SERVICES	12/09/09	02/03/11	4,515.55	5,683.41	(1,167.86)	
125000610	115	LENDER PROCESSING SERVICES	12/09/09	02/08/11	3,657.17	4,635.41	(978.24)	
125000620	79	LEUCACIA NATIONAL CORP	09/30/05	10/12/11	1,936.25	1,700.87		235.38
125000630	60	LIBERTY MEDIA CORP LIBERTY CAP CL A CGMI AND/OR ITS AFFILIATES	06/09/10	10/12/11	4,424.31	2,378.91		2,045.40
125000640	.0195	LIBERTY MEDIA CORP LIBERTY CAP	06/09/10	11/29/11	1.47	.77		.70
	.0498	CL A	06/21/10		3.76	2.18		1.58
	.0432	FROM: 530322304000	07/13/10		3.27	1.95		1.32
	.0498		08/06/10		3.76	2.34		1.42
	.0551		08/11/10		4.16	2.54		1.62
	.0367		09/07/10		2.77	1.78		.99
125000650	79	LOEWS CORP	07/15/10	08/08/11	2,838.63	2,875.10	(36.47)	
125000660	27	LOEWS CORP	07/15/10	08/16/11	988.48	982.63		5.85
	103		08/04/10		3,770.88	3,919.06	(148.18)	
	109		08/10/10		3,990.54	4,126.33	(135.79)	
125000670	46	LOEWS CORP	08/19/10	09/08/11	1,680.16	1,686.02	(5.86)	
	71		08/26/10		2,593.29	2,495.48		97.81
125000680	39	LOEWS CORP	08/26/10	09/13/11	1,415.09	1,370.75		44.34
	84		09/03/10		3,047.88	3,063.73	(15.85)	
125000690	30	LOEWS CORP	09/03/10	09/21/11	1,099.66	1,094.19		5.47
125000710	110	LOEWS CORP	10/28/10	11/08/11	4,338.33	4,337.09		1.30
125000720	60	MARKET VECTORS ETF TR	05/08/09	10/12/11	1,889.96	1,329.41 <sup>R</sup>		560.55
	20	GAMING ETF	05/21/09		629.99	423.14 <sup>R</sup>		206.85
		PROSPECTUS ENCLOSED						
125000730	6	MASTERCARD INC	02/24/09	10/12/11	1,995.26	953.90		1,041.36

2  
0  
1  
1  
  
Y  
E  
A  
R  
  
E  
N  
D  
  
S  
U  
M  
M  
A  
R  
Y


Ref: 00000556 00070901

## 2011 Year End Summary

MERRICK FOUNDATION

Account Number 644-21849-14 635

## Details of Long Term Gain (Loss) 2011 - continued

Reference number	Quantity	Security Description	Opening Trade Date	Closing Trade Date	Sale Proceeds	Cost	(Loss)	Gain
125000740	155	NYSE EURONEXT	09/30/05	09/21/11	\$ 4,070.75	\$ 6,209.30	(\$ 2,138.55)	
125000750	191	NASDAQ OMX GROUP INC CGMI AND/OR ITS AFFILIATES	09/27/06	05/04/11	5,100.88	5,875.64	(774.76)	
125000760	189	NASDAQ OMX GROUP INC CGMI AND/OR ITS AFFILIATES	09/27/06	06/16/11	4,453.88	5,814.11	(1,360.23)	
125000770	278	NASDAQ OMX GROUP INC CGMI AND/OR ITS AFFILIATES	09/27/06	07/07/11	7,195.72	8,551.98	(1,356.26)	
125000780	.0538	ORCHARD SUPPLY HARDWARE CL A	05/27/10	12/30/11	1.30	3.80	(2.50)	
	.0787	CASH IN LIEU OF .78835	06/17/10		1.91	4.89	(2.98)	
	.0663	RECORD 12/16/11 PAY 12/30/11	06/23/10		1.60	3.92	(2.32)	
	.0953		07/01/10		2.31	4.99	(2.68)	
	.0814		07/08/10		1.97	4.05	(2.08)	
	.0814		07/19/10		1.97	4.04	(2.07)	
	.1022		07/20/10		2.47	5.10	(2.63)	
	.0676		07/28/10		1.64	3.76	(2.12)	
	.0649		08/06/10		1.57	3.73	(2.16)	
	.0967		11/17/10		2.36	5.07		
125000790	.0538	ORCHARD SUPPLY HARDWARE	05/27/10	12/30/11	.10	.12	(.02)	
	.0787	PFD	06/17/10		.15	.15		
	.0663	DUE 12/31/9999	06/23/10		.12	.12		
	.0953		07/01/10		.18	.15		.03
	.0814		07/08/10		.15	.12		.03
	.0814		07/19/10		.15	.12		.03
	.1022		07/20/10		.19	.16		.03
	.0676		07/28/10		.13	.11		.02
	.0649		08/06/10		.12	.1		.01
	.0967		11/17/10		.17	.15		.02
125000800	34	SEARS HOLDINGS CORPORATION	04/28/10	10/12/11	2,421.77	4,061.71	(1,639.94)	
	11	CGMI AND/OR ITS AFFILIATES	05/27/10		783.51	971.49	(187.98)	
125000830	51	VORNADO REALTY TR SBI	03/25/09	07/18/11	4,677.12	1,805.42		2,871.70
Total					\$ 316,191.81	\$ 280,269.99	(\$ 26,462.58)	\$ 62,384.40

R The basis for this tax lot has been adjusted due to a reclassification of income

2011 YEAR END SUMMARY



Corrected Copy as of 03/26/12  
Ref 00003076 00035473

## 2011 Year End Summary

THE MERRICK FOUNDATION

Account Number 644-31354-10 635

2  
0  
1  
1  
  
Y  
E  
A  
R  
  
E  
N  
D  
  
S  
U  
M  
M  
A  
R  
Y

### Details of Short Term Gain (Loss) 2011

*This section shows your sales of securities during the year. The "Sale Proceeds" column excludes any accrued income you may have received. In addition, although cash in lieu less than \$20 is not included on Form 1099-B (if applicable), it is included in this section. Please note, this material is being prepared for informational purposes only and should not be used for tax preparation without the assistance of your tax advisor. For additional information regarding this section see enclosed brochure*

Reference number	Quantity	Security Description	Opening Trade Date	Closing Trade Date	Sale Proceeds	Original Cost Adjusted Cost	Original Gain/(Loss) Adjusted Gain/(Loss)	Ordinary income Capital Gain/(Loss)
125000010	1,395.912	BLACKROCK BOND ALLOCATION TARGET SHARES SER S CONFIRM #500010250277120 MorganStanley SmithBarney LLC	01/03/11	01/25/11	\$ 14,001.00	\$ 13,987.04 \$ 13,987.04	\$ 13.96 \$ 13.96	\$ 0.00 \$ 0.00
125000020	29,000	REGIONS BANK BOOK/ENTRY DTD 12/11/2008 DUE 12/09/2011 RATE 3.250	01/03/11	12/09/11	29,000.00	29,812.58 29,000.00	(812.58) 0.00	0.00 0.00
125000030	21,000	SHELL INTL FIN BOOK/ENTRY DTD 09/22/2009 DUE 09/22/2011 RATE 1.300	01/03/11	09/22/11	21,000.00	21,135.70 21,000.00	(135.70) 0.00	0.00 0.00
125000040	1,000	U S TREASURY NOTES SER P-2012 DTD 08/31/2007 DUE 08/31/2012 RATE 4.125 YIELD 836MTY	01/03/11	01/25/11	1,051.88	1,062.81 1,060.50	(10.93) (8.62)	0.00 (8.62)



Corrected Copy as of 03/26/12  
Ref. 00003076 00035474

## 2011 Year End Summary

THE MERRICK FOUNDATION

Account Number 644-31354-10 635

### Details of Short Term Gain (Loss) 2011 - continued

Reference number	Quantity	Security Description	Opening Trade Date	Closing Trade Date	Sale Proceeds	Original Cost Adjusted Cost	Original Gain/(Loss) Adjusted Gain/(Loss)	Ordinary Income Capital Gain/(Loss)
125000050	2,000	U S TREASURY NOTES SERT-2011 DTD 12/15/08 DUE 12/15/2011 RATE 1.125 YIELD .841MTY	01/03/11	01/25/11	\$ 2,005.00	\$ 2,016.88 \$ 2,015.78	(\$ 11.88) (\$ 10.78)	\$ 0.00 (\$ 10.78)
125000060	68,000	U S TREASURY NOTES SERT-2011 DTD 12/15/08 DUE 12/15/2011 RATE 1.125 YIELD- .015MTY	01/03/11	11/14/11	68,063.52	68,573.78 68,049.64	(510.26) 13.88	0.00 13.88
125000070	1,000	U S TREASURY NOTES SER AB-2012 DTD 08/17/2009 DUE 08/15/2012 RATE 1.750 YIELD .777MTY	01/03/11	01/25/11	1,015.00	1,023.12 1,022.26	(8.12) (7.26)	0.00 (7.26)
125000080	2,000	U S TREASURY NOTES SER AD-2011 DTD 10/31/2009 DUE 10/31/2011 RATE 1.000 YIELD .834MTY	01/03/11	01/25/11	2,002.50	2,013.75 2,012.72	(11.25) (10.22)	0.00 (10.22)
125000090	16,000	U S TREASURY NOTES SER AD-2011 DTD 10/31/2009 DUE 10/31/2011 RATE 1.000 YIELD .072MTY	01/03/11	06/01/11	16,059.32	16,110.00 16,053.44	(50.68) 5.88	0.00 5.88
125000100	56,000	U S TREASURY NOTES SER AD-2011 DTD 10/31/2009 DUE 10/31/2011 RATE 1.000	01/03/11	10/31/11	56,000.00	56,385.00 56,000.00	(385.00) 0.00	0.00 0.00
125000110	2,000	U S TREASURY NOTES SER AF-2011 DTD 12/31/2009 DUE 12/31/2011 RATE 1.000 YIELD .831MTY	01/03/11	01/25/11	2,003.12	2,014.38 2,013.48	(11.26) (10.36)	0.00 (10.36)
125000120	65,000	U S TREASURY NOTES SER AF-2011 DTD 12/31/2009 DUE 12/31/2011 RATE 1.000 YIELD- .028MTY	01/03/11	11/14/11	65,083.57	65,467.22 65,058.50	(383.65) 25.07	0.00 25.07
125000130	1,000	U S TREASURY NOTES SER Z-2013 DTD 06/15/2010 DUE 06/15/2013 RATE 1.125 YIELD .965MTY	01/03/11	01/25/11	1,003.75	1,010.00 1,009.75	(6.25) (6.00)	0.00 (6.00)
Total					\$ 278,288.66	\$ 280,612.26 \$ 278,283.11	(\$ 2,323.60) \$ 5.55	\$ 0.00 (\$ 8.41)

2  
0  
1  
1  
Y  
E  
A  
R  
E  
N  
D  
S  
U  
M  
M  
A  
R  
Y

