



See a Social Security Number? Say Something!
Report Privacy Problems to <https://public.resource.org/privacy>
Or call the IRS Identity Theft Hotline at 1-800-908-4490



Form 990-PF

Return of Private Foundation
or Section 4947(a)(1) Nonexempt Charitable Trust
Treated as a Private Foundation

OMB No 1545-0052

2011

Department of the Treasury
Internal Revenue Service

Note. The foundation may be able to use a copy of this return to satisfy state reporting requirements

For calendar year 2011, or tax year beginning 01-01-2011 , and ending 12-31-2011

G Check all that apply

☐ Initial return

☐ Initial return of a former public charity

☐ Final return

☐ Amended return

☐ Address change

☐ Name change

Name of foundation
THE KERR FOUNDATION INC

Number and street (or P O box number if mail is not delivered to street address)
C/O ASC 5101 N CLASSEN BLVD NO 600

City or town, state, and ZIP code
OKLAHOMA CITY, OK 73118

A Employer identification number
73-1256122

B Telephone number (see page 10 of the instructions)
(405) 843-7046

C If exemption application is pending, check here ☐

D 1. Foreign organizations, check here ☐

2. Foreign organizations meeting the 85% test, check here and attach computation ☐

E If private foundation status was terminated under section 507(b)(1)(A), check here ☐

F If the foundation is in a 60-month termination under section 507(b)(1)(B), check here ☐

H Check type of organization ☒ Section 501(c)(3) exempt private foundation

☐ Section 4947(a)(1) nonexempt charitable trust ☐ Other taxable private foundation

I Fair market value of all assets at end of year (from Part II, col. (c), line 16) \$ 23,297,942

J Accounting method ☒ Cash ☐ Accrual ☐ Other (specify) (Part I, column (d) must be on cash basis.)

| Part I Analysis of Revenue and Expenses (The total of amounts in columns (b), (c), and (d) may not necessarily equal the amounts in column (a) (see page 11 of the instructions)) | | (a) Revenue and expenses per books | (b) Net investment income | (c) Adjusted net income | (d) Disbursements for charitable purposes (cash basis only) |
|--|--|------------------------------------|---------------------------|-------------------------|---|
| Revenue | 1 Contributions, gifts, grants, etc , received (attach schedule) | | | | |
| | 2 Check <input checked="" type="checkbox"/> if the foundation is not required to attach Sch B | | | | |
| | 3 Interest on savings and temporary cash investments | 257 | 257 | | |
| | 4 Dividends and interest from securities. | 497,847 | 497,847 | | |
| | 5a Gross rents | | | | |
| | b Net rental income or (loss) _____ | | | | |
| | 6a Net gain or (loss) from sale of assets not on line 10 | 820,340 | | | |
| | b Gross sales price for all assets on line 6a 5,270,895 | | | | |
| | 7 Capital gain net income (from Part IV, line 2) | | 820,340 | | |
| | 8 Net short-term capital gain | | | | |
| | 9 Income modifications | | | | |
| | 10a Gross sales less returns and allowances | | | | |
| Operating and Administrative Expenses | b Less Cost of goods sold | | | | |
| | c Gross profit or (loss) (attach schedule) | | | | |
| | 11 Other income (attach schedule) | 89,464 | 89,464 | | |
| | 12 Total. Add lines 1 through 11 | 1,407,908 | 1,407,908 | | |
| | 13 Compensation of officers, directors, trustees, etc | 252,792 | 126,396 | | 126,396 |
| | 14 Other employee salaries and wages | 133,160 | 66,580 | | 66,580 |
| | 15 Pension plans, employee benefits | 139,130 | 69,565 | | 69,565 |
| | 16a Legal fees (attach schedule). | | | | |
| | b Accounting fees (attach schedule). | 16,028 | 14,425 | | 1,603 |
| | c Other professional fees (attach schedule) | 289,256 | 262,284 | | 26,972 |
| | 17 Interest | | | | |
| | 18 Taxes (attach schedule) (see page 14 of the instructions) | 42,586 | 19,516 | | 13,770 |
| | 19 Depreciation (attach schedule) and depletion | 39,206 | 0 | | |
| | 20 Occupancy | 19,461 | 9,730 | | 9,731 |
| | 21 Travel, conferences, and meetings | 76,677 | 38,338 | | 38,339 |
| | 22 Printing and publications | 1,998 | 999 | | 999 |
| | 23 Other expenses (attach schedule). | 183,843 | 32,589 | | 151,254 |
| | 24 Total operating and administrative expenses. Add lines 13 through 23 | 1,194,137 | 640,422 | | 505,209 |
| | 25 Contributions, gifts, grants paid | 394,880 | | | 394,880 |
| | 26 Total expenses and disbursements. Add lines 24 and 25 | 1,589,017 | 640,422 | | 900,089 |
| | 27 Subtract line 26 from line 12 | | | | |
| | a Excess of revenue over expenses and disbursements | -181,109 | | | |
| | b Net investment income (if negative, enter -0-) | | 767,486 | | |
| | c Adjusted net income (if negative, enter -0-) | | | | |

| Part II Balance Sheets | | Attached schedules and amounts in the description column should be for end-of-year amounts only (See instructions) | Beginning of year | End of year | |
|-----------------------------|--|--|-------------------|----------------|-----------------------|
| | | | (a) Book Value | (b) Book Value | (c) Fair Market Value |
| Assets | 1 | Cash—non-interest-bearing | 250,983 | 129,759 | 129,759 |
| | 2 | Savings and temporary cash investments | 481,665 | 1,168,091 | 1,168,091 |
| | 3 | Accounts receivable ▶ _____ Less allowance for doubtful accounts ▶ _____ | | | |
| | 4 | Pledges receivable ▶ _____ Less allowance for doubtful accounts ▶ _____ | | | |
| | 5 | Grants receivable | | | |
| | 6 | Receivables due from officers, directors, trustees, and other disqualified persons (attach schedule) (see page 15 of the instructions) | | | |
| | 7 | Other notes and loans receivable (attach schedule) ▶ _____ Less allowance for doubtful accounts ▶ _____ | | | |
| | 8 | Inventories for sale or use | | | |
| | 9 | Prepaid expenses and deferred charges | | | |
| | 10a | Investments—U S and state government obligations (attach schedule) | 804,500 | 0 | 0 |
| | b | Investments—corporate stock (attach schedule) | 12,326,815 | 11,417,237 | 13,061,257 |
| | c | Investments—corporate bonds (attach schedule). | 3,220,489 | 3,641,723 | 3,731,116 |
| | 11 | Investments—land, buildings, and equipment basis ▶ _____ Less accumulated depreciation (attach schedule) ▶ _____ | | | |
| | 12 | Investments—mortgage loans | | | |
| | 13 | Investments—other (attach schedule) | 159,610 | 184,576 | 184,576 |
| | 14 | Land, buildings, and equipment basis ▶ 1,653,784 Less accumulated depreciation (attach schedule) ▶ 839,598 | 849,321 | 814,186 | 814,186 |
| 15 | Other assets (describe ▶ _____) | 3,652,475 | 4,208,957 | 4,208,957 | |
| 16 | Total assets (to be completed by all filers—see the instructions Also, see page 1, item I) | 21,745,858 | 21,564,529 | 23,297,942 | |
| Liabilities | 17 | Accounts payable and accrued expenses | 220 | | |
| | 18 | Grants payable | | | |
| | 19 | Deferred revenue | | | |
| | 20 | Loans from officers, directors, trustees, and other disqualified persons | | | |
| | 21 | Mortgages and other notes payable (attach schedule) | | | |
| | 22 | Other liabilities (describe ▶ _____) | | | |
| | 23 | Total liabilities (add lines 17 through 22) | 220 | 0 | |
| Net Assets or Fund Balances | Foundations that follow SFAS 117, check here ▶ <input checked="" type="checkbox"/> and complete lines 24 through 26 and lines 30 and 31. | | | | |
| | 24 | Unrestricted | 21,745,638 | 21,564,529 | |
| | 25 | Temporarily restricted | | | |
| | 26 | Permanently restricted | | | |
| | Foundations that do not follow SFAS 117, check here ▶ <input type="checkbox"/> and complete lines 27 through 31. | | | | |
| | 27 | Capital stock, trust principal, or current funds | | | |
| | 28 | Paid-in or capital surplus, or land, bldg , and equipment fund | | | |
| | 29 | Retained earnings, accumulated income, endowment, or other funds | | | |
| | 30 | Total net assets or fund balances (see page 17 of the instructions) | 21,745,638 | 21,564,529 | |
| | 31 | Total liabilities and net assets/fund balances (see page 17 of the instructions) | 21,745,858 | 21,564,529 | |

Part III Analysis of Changes in Net Assets or Fund Balances

| | | | |
|---|--|---|------------|
| 1 | Total net assets or fund balances at beginning of year—Part II, column (a), line 30 (must agree with end-of-year figure reported on prior year’s return) | 1 | 21,745,638 |
| 2 | Enter amount from Part I, line 27a | 2 | -181,109 |
| 3 | Other increases not included in line 2 (itemize) ▶ _____ | 3 | 0 |
| 4 | Add lines 1, 2, and 3 | 4 | 21,564,529 |
| 5 | Decreases not included in line 2 (itemize) ▶ _____ | 5 | 0 |
| 6 | Total net assets or fund balances at end of year (line 4 minus line 5)—Part II, column (b), line 30 | 6 | 21,564,529 |

Part IV Capital Gains and Losses for Tax on Investment Income

| | | | | |
|---|--|--|--------------------------------------|----------------------------------|
| (a) List and describe the kind(s) of property sold (e g , real estate, 2-story brick warehouse, or common stock, 200 shs MLC Co) | | (b) How acquired P—Purchase D—Donation | (c) Date acquired (mo , day, yr) | (d) Date sold (mo , day, yr) |
| 1a See Additional Data Table | | | | |
| b | | | | |
| c | | | | |
| d | | | | |
| e | | | | |

| | | | |
|-----------------------------|--|---|--|
| (e) Gross sales price | (f) Depreciation allowed (or allowable) | (g) Cost or other basis plus expense of sale | (h) Gain or (loss) (e) plus (f) minus (g) |
| a See Additional Data Table | | | |
| b | | | |
| c | | | |
| d | | | |
| e | | | |

| | | | |
|---|--------------------------------------|---|--|
| Complete only for assets showing gain in column (h) and owned by the foundation on 12/31/69 | | | (I) Gains (Col (h) gain minus col (k), but not less than -0-) or Losses (from col (h)) |
| (i) F M V as of 12/31/69 | (j) Adjusted basis as of 12/31/69 | (k) Excess of col (i) over col (j), if any | |
| a See Additional Data Table | | | |
| b | | | |
| c | | | |
| d | | | |
| e | | | |

| | | | |
|---|---|---|---------|
| 2 Capital gain net income or (net capital loss) | { If gain, also enter in Part I, line 7 If (loss), enter -0- in Part I, line 7 } | 2 | 820,340 |
| 3 Net short-term capital gain or (loss) as defined in sections 1222(5) and (6) If gain, also enter in Part I, line 8, column (c) (see pages 13 and 17 of the instructions) If (loss), enter -0- in Part I, line 8 | | 3 | |

Part V Qualification Under Section 4940(e) for Reduced Tax on Net Investment Income

(For optional use by domestic private foundations subject to the section 4940(a) tax on net investment income)

If section 4940(d)(2) applies, leave this part blank

Was the foundation liable for the section 4942 tax on the distributable amount of any year in the base period? ☐ Yes ☒ No

If "Yes," the foundation does not qualify under section 4940(e) Do not complete this part

1 Enter the appropriate amount in each column for each year, see page 18 of the instructions before making any entries

| | | | |
|--|--|--|---|
| (a) Base period years Calendar year (or tax year beginning in) | (b) Adjusted qualifying distributions | (c) Net value of noncharitable-use assets | (d) Distribution ratio (col (b) divided by col (c)) |
| 2010 | 680,904 | 22,836,106 | 0 029817 |
| 2009 | 1,051,053 | 20,610,535 | 0 050996 |
| 2008 | 1,340,044 | 22,707,973 | 0 059012 |
| 2007 | 1,343,013 | 29,227,310 | 0 045951 |
| 2006 | 1,306,839 | 27,322,751 | 0 047830 |

| | | |
|--|---|------------|
| 2 Total of line 1, column (d). | 2 | 0 233606 |
| 3 Average distribution ratio for the 5-year base period—divide the total on line 2 by 5, or by the number of years the foundation has been in existence if less than 5 years | 3 | 0 046721 |
| 4 Enter the net value of noncharitable-use assets for 2011 from Part X, line 5. | 4 | 23,327,401 |
| 5 Multiply line 4 by line 3. | 5 | 1,089,880 |
| 6 Enter 1% of net investment income (1% of Part I, line 27b). | 6 | 7,675 |
| 7 Add lines 5 and 6. | 7 | 1,097,555 |
| 8 Enter qualifying distributions from Part XII, line 4. | 8 | 900,089 |

If line 8 is equal to or greater than line 7, check the box in Part VI, line 1b, and complete that part using a 1% tax rate See the Part VI instructions on page 18

Part VIExcise Tax Based on Investment Income (Section 4940(a), 4940(b), 4940(e), or 4948—see page 18 of the instructions)

| | | | | | |
|----|--|---|-----------------------------------|--------|--------|
| 1a | | Exempt operating foundations described in section 4940(d)(2), check here <input type="checkbox"/> and enter "N/A" on line 1 | | | |
| | | Date of ruling or determination letter _____ (attach copy of letter if necessary—see instructions) | | | |
| b | | Domestic foundations that meet the section 4940(e) requirements in Part V, check here <input type="checkbox"/> and enter 1% of Part I, line 27b | | 1 | 15,350 |
| c | | All other domestic foundations enter 2% of line 27b Exempt foreign organizations enter 4% of Part I, line 12, col (b) | | | |
| 2 | | Tax under section 511 (domestic section 4947(a)(1) trusts and taxable foundations only Others enter -0-) | | 2 | 0 |
| 3 | | Add lines 1 and 2. | | 3 | 15,350 |
| 4 | | Subtitle A (income) tax (domestic section 4947(a)(1) trusts and taxable foundations only Others enter -0-) | | 4 | 0 |
| 5 | | Tax based on investment income. Subtract line 4 from line 3 If zero or less, enter -0- | | 5 | 15,350 |
| 6 | | Credits/Payments | | | |
| a | | 2011 estimated tax payments and 2010 overpayment credited to 2011 | 6a | 10,360 | |
| b | | Exempt foreign organizations—tax withheld at source | 6b | | |
| c | | Tax paid with application for extension of time to file (Form 8868) | 6c | 10,500 | |
| d | | Backup withholding erroneously withheld | 6d | | |
| 7 | | Total credits and payments Add lines 6a through 6d. | | 7 | 20,860 |
| 8 | | Enter any penalty for underpayment of estimated tax Check here <input type="checkbox"/> if Form 2220 is attached | | 8 | 119 |
| 9 | | Tax due. If the total of lines 5 and 8 is more than line 7, enter amount owed | | 9 | |
| 10 | | Overpayment. If line 7 is more than the total of lines 5 and 8, enter the amount overpaid. | | 10 | 5,391 |
| 11 | | Enter the amount of line 10 to be Credited to 2012 estimated tax <input type="checkbox"/> 5,391 | Refunded <input type="checkbox"/> | 11 | 0 |

Part VII-AStatements Regarding Activities

| | | | | |
|----|---|----|-----|----|
| 1a | During the tax year, did the foundation attempt to influence any national, state, or local legislation or did it participate or intervene in any political campaign? | | Yes | No |
| | | 1a | | No |
| b | Did it spend more than \$100 during the year (either directly or indirectly) for political purposes (see page 19 of the instructions for definition)? | | | No |
| | If the answer is "Yes" to 1a or 1b, attach a detailed description of the activities and copies of any materials published or distributed by the foundation in connection with the activities. | | | |
| c | Did the foundation file Form 1120-POL for this year? | 1c | | No |
| d | Enter the amount (if any) of tax on political expenditures (section 4955) imposed during the year (1) On the foundation <input type="checkbox"/> \$ 0 (2) On foundation managers <input type="checkbox"/> \$ 0 | | | |
| e | Enter the reimbursement (if any) paid by the foundation during the year for political expenditure tax imposed on foundation managers <input type="checkbox"/> \$ 0 | | | |
| 2 | Has the foundation engaged in any activities that have not previously been reported to the IRS? If "Yes," attach a detailed description of the activities. | 2 | | No |
| 3 | Has the foundation made any changes, not previously reported to the IRS, in its governing instrument, articles of incorporation, or bylaws, or other similar instruments? If "Yes," attach a conformed copy of the changes | 3 | | No |
| 4a | Did the foundation have unrelated business gross income of \$1,000 or more during the year? | 4a | | No |
| b | If "Yes," has it filed a tax return on Form 990-T for this year? | 4b | | |
| 5 | Was there a liquidation, termination, dissolution, or substantial contraction during the year? If "Yes," attach the statement required by General Instruction T. | 5 | | No |
| 6 | Are the requirements of section 508(e) (relating to sections 4941 through 4945) satisfied either • By language in the governing instrument, or • By state legislation that effectively amends the governing instrument so that no mandatory directions that conflict with the state law remain in the governing instrument? | 6 | Yes | |
| 7 | Did the foundation have at least \$5,000 in assets at any time during the year? If "Yes," complete Part II, col (c), and Part XV | 7 | Yes | |
| 8a | Enter the states to which the foundation reports or with which it is registered (see page 19 of the instructions) <input type="checkbox"/> OK _____ | | | |
| b | If the answer is "Yes" to line 7, has the foundation furnished a copy of Form 990-PF to the Attorney General (or designate) of each state as required by General Instruction G? If "No," attach explanation . | 8b | Yes | |
| 9 | Is the foundation claiming status as a private operating foundation within the meaning of section 4942(j)(3) or 4942(j)(5) for calendar year 2011 or the taxable year beginning in 2011 (see instructions for Part XIV on page 27)? If "Yes," complete Part XIV | 9 | | No |
| 10 | Did any persons become substantial contributors during the tax year? If "Yes," attach a schedule listing their names and addresses | 10 | | No |

Part VII-A

Statements Regarding Activities *(continued)*

| | | | | |
|----|--|----|-----|----|
| 11 | At any time during the year, did the foundation, directly or indirectly, own a controlled entity within the meaning of section 512(b)(13)? If "Yes," attach schedule (see page 20 of the instructions). | 11 | | No |
| 12 | Did the foundation acquire a direct or indirect interest in any applicable insurance contract before August 17, 2008? | 12 | | No |
| 13 | Did the foundation comply with the public inspection requirements for its annual returns and exemption application? Website address WWW THEKERRFOUNDATION ORG | 13 | Yes | |
| 14 | The books are in care of ASSETS SERVICES CO Telephone no (405) 843-7046 Located at 5101 N CLASSEN BLVD SUITE 600 OKLAHOMA CITY OK ZIP +4 73118 | | | |
| 15 | Section 4947(a)(1) nonexempt charitable trusts filing Form 990-PF in lieu of Form 1041 —Check here <input type="checkbox"/> and enter the amount of tax-exempt interest received or accrued during the year <input type="checkbox"/> 15 | | | |
| 16 | At any time during calendar year 2011, did the foundation have an interest in or a signature or other authority over a bank, securities, or other financial account in a foreign country? | | Yes | No |
| | See the instructions for exceptions and filing requirements for Form TD F 90-22.1 If "Yes", enter the name of the foreign country | 16 | | No |

Part VII-B

Statements Regarding Activities for Which Form 4720 May Be Required

| | | | | |
|---|---|----|-----|----|
| File Form 4720 if any item is checked in the "Yes" column, unless an exception applies. | | | Yes | No |
| 1a | During the year did the foundation (either directly or indirectly) (1) Engage in the sale or exchange, or leasing of property with a disqualified person? <input checked="" type="checkbox"/> Yes <input type="checkbox"/> No (2) Borrow money from, lend money to, or otherwise extend credit to (or accept it from) a disqualified person? <input type="checkbox"/> Yes <input checked="" type="checkbox"/> No (3) Furnish goods, services, or facilities to (or accept them from) a disqualified person? <input checked="" type="checkbox"/> Yes <input type="checkbox"/> No (4) Pay compensation to, or pay or reimburse the expenses of, a disqualified person? <input checked="" type="checkbox"/> Yes <input type="checkbox"/> No (5) Transfer any income or assets to a disqualified person (or make any of either available for the benefit or use of a disqualified person)? <input type="checkbox"/> Yes <input checked="" type="checkbox"/> No (6) Agree to pay money or property to a government official? (Exception. Check "No" if the foundation agreed to make a grant to or to employ the official for a period after termination of government service, if terminating within 90 days). <input type="checkbox"/> Yes <input checked="" type="checkbox"/> No | | | |
| b | If any answer is "Yes" to 1a(1)–(6), did any of the acts fail to qualify under the exceptions described in Regulations section 53.4941(d)-3 or in a current notice regarding disaster assistance (see page 20 of the instructions)? . . . Organizations relying on a current notice regarding disaster assistance check here. <input type="checkbox"/> | 1b | | No |
| c | Did the foundation engage in a prior year in any of the acts described in 1a, other than excepted acts, that were not corrected before the first day of the tax year beginning in 2011? | 1c | | No |
| 2 | Taxes on failure to distribute income (section 4942) (does not apply for years the foundation was a private operating foundation defined in section 4942(j)(3) or 4942(j)(5)) | | | |
| a | At the end of tax year 2011, did the foundation have any undistributed income (lines 6d and 6e, Part XIII) for tax year(s) beginning before 2011? <input type="checkbox"/> Yes <input checked="" type="checkbox"/> No If "Yes," list the years 20__ , 20__ , 20__ , 20__ | | | |
| b | Are there any years listed in 2a for which the foundation is not applying the provisions of section 4942(a)(2) (relating to incorrect valuation of assets) to the year's undistributed income? (If applying section 4942(a)(2) to all years listed, answer "No" and attach statement—see page 20 of the instructions). | 2b | | |
| c | If the provisions of section 4942(a)(2) are being applied to any of the years listed in 2a, list the years here 20__ , 20__ , 20__ , 20__ | | | |
| 3a | Did the foundation hold more than a 2% direct or indirect interest in any business enterprise at any time during the year? <input type="checkbox"/> Yes <input checked="" type="checkbox"/> No | | | |
| b | If "Yes," did it have excess business holdings in 2011 as a result of (1) any purchase by the foundation or disqualified persons after May 26, 1969, (2) the lapse of the 5-year period (or longer period approved by the Commissioner under section 4943(c)(7)) to dispose of holdings acquired by gift or bequest, or (3) the lapse of the 10-, 15-, or 20-year first phase holding period? (<i>Use Schedule C, Form 4720, to determine if the foundation had excess business holdings in 2011.</i>). | 3b | | |
| 4a | Did the foundation invest during the year any amount in a manner that would jeopardize its charitable purposes? | 4a | | No |
| b | Did the foundation make any investment in a prior year (but after December 31, 1969) that could jeopardize its charitable purpose that had not been removed from jeopardy before the first day of the tax year beginning in 2011? | 4b | | No |

Part VII-B

Statements Regarding Activities for Which Form 4720 May Be Required (continued)

| | | | | |
|---|--|------------------------------|--|----|
| 5a During the year did the foundation pay or incur any amount to | | | | |
| (1) Carry on propaganda, or otherwise attempt to influence legislation (section 4945(e))? | | <input type="checkbox"/> Yes | <input checked="" type="checkbox"/> No | |
| (2) Influence the outcome of any specific public election (see section 4955), or to carry on, directly or indirectly, any voter registration drive? | | <input type="checkbox"/> Yes | <input checked="" type="checkbox"/> No | |
| (3) Provide a grant to an individual for travel, study, or other similar purposes? | | <input type="checkbox"/> Yes | <input checked="" type="checkbox"/> No | |
| (4) Provide a grant to an organization other than a charitable, etc , organization described in section 509(a)(1), (2), or (3), or section 4940(d)(2)? (see page 22 of the instructions). | | <input type="checkbox"/> Yes | <input checked="" type="checkbox"/> No | |
| (5) Provide for any purpose other than religious, charitable, scientific, literary, or educational purposes, or for the prevention of cruelty to children or animals? | | <input type="checkbox"/> Yes | <input checked="" type="checkbox"/> No | |
| b If any answer is "Yes" to 5a(1)–(5), did any of the transactions fail to qualify under the exceptions described in Regulations section 53.4945 or in a current notice regarding disaster assistance (see page 22 of the instructions)? Organizations relying on a current notice regarding disaster assistance check here. | | 5b | | |
| c If the answer is "Yes" to question 5a(4), does the foundation claim exemption from the tax because it maintained expenditure responsibility for the grant? <i>If "Yes," attach the statement required by Regulations section 53.4945–5(d).</i> | | | | |
| 6a Did the foundation, during the year, receive any funds, directly or indirectly, to pay premiums on a personal benefit contract? | | | | |
| b Did the foundation, during the year, pay premiums, directly or indirectly, on a personal benefit contract? <i>If "Yes" to 6b, file Form 8870.</i> | | 6b | | No |
| 7a At any time during the tax year, was the foundation a party to a prohibited tax shelter transaction? | | | | |
| b If yes, did the foundation receive any proceeds or have any net income attributable to the transaction? | | 7b | | |

Part VIII

Information About Officers, Directors, Trustees, Foundation Managers, Highly Paid Employees, and Contractors

| | | | | |
|---|---|---|---|---------------------------------------|
| 1 List all officers, directors, trustees, foundation managers and their compensation (see page 22 of the instructions). | | | | |
| (a) Name and address | (b) Title, and average hours per week devoted to position | (c) Compensation (If not paid, enter -0-) | (d) Contributions to employee benefit plans and deferred compensation | (e) Expense account, other allowances |
| See Additional Data Table | | | | |
| | | | | |
| | | | | |
| | | | | |
| | | | | |
| | | | | |
| | | | | |
| 2 Compensation of five highest-paid employees (other than those included on line 1—see page 23 of the instructions). If none, enter "NONE." | | | | |
| (a) Name and address of each employee paid more than \$50,000 | (b) Title, and average hours per week devoted to position | (c) Compensation | (d) Contributions to employee benefit plans and deferred compensation | (e) Expense account, other allowances |
| NONE | | | | |
| | | | | |
| | | | | |
| | | | | |
| | | | | |
| | | | | |
| | | | | |
| | | | | |
| Total number of other employees paid over \$50,000. | | | | 0 |

Part VIII

Information About Officers, Directors, Trustees, Foundation Managers, Highly Paid Employees, and Contractors (continued)

| 3 Five highest-paid independent contractors for professional services (see page 23 of the instructions). If none, enter "NONE". | | |
|---|-----------------------------------|------------------|
| (a) Name and address of each person paid more than \$50,000 | (b) Type of service | (c) Compensation |
| ASSET SERVICES COMPANY LLC | FINANCIAL AND ACCOUNTING SERVICES | 111,535 |
| 5101 N CLASSEN BLVD SUITE 600 | | |
| OKLAHOMA CITY,OK 73118 | | |
| | | |
| | | |
| | | |
| | | |
| | | |
| | | |
| | | |
| | | |
| Total number of others receiving over \$50,000 for professional services. | | 0 |

Part IX-A

Summary of Direct Charitable Activities

| List the foundation's four largest direct charitable activities during the tax year. Include relevant statistical information such as the number of organizations and other beneficiaries served, conferences convened, research papers produced, etc. | Expenses |
|--|----------|
| 1 | |
| | |
| | |
| | |
| 2 | |
| | |
| | |
| | |
| 3 | |
| | |
| | |
| | |
| 4 | |
| | |
| | |
| | |

Part IX-B

Summary of Program-Related Investments (see page 23 of the instructions)

| Describe the two largest program-related investments made by the foundation during the tax year on lines 1 and 2 | Amount |
|--|--------|
| 1 | |
| | |
| | |
| 2 | |
| | |
| | |
| All other program-related investments See page 24 of the instructions | |
| 3 | |
| | |
| Total. Add lines 1 through 3. | 0 |

Part X

Minimum Investment Return (All domestic foundations must complete this part. Foreign foundations, see page 24 of the instructions.)

| | | | |
|---|--|----|------------|
| 1 | Fair market value of assets not used (or held for use) directly in carrying out charitable, etc , purposes | | |
| a | Average monthly fair market value of securities. | 1a | 19,533,597 |
| b | Average of monthly cash balances. | 1b | 330,337 |
| c | Fair market value of all other assets (see page 24 of the instructions). | 1c | 3,818,707 |
| d | Total (add lines 1a, b, and c). | 1d | 23,682,641 |
| e | Reduction claimed for blockage or other factors reported on lines 1a and 1c (attach detailed explanation). | 1e | 0 |
| 2 | Acquisition indebtedness applicable to line 1 assets. | 2 | 0 |
| 3 | Subtract line 2 from line 1d. | 3 | 23,682,641 |
| 4 | Cash deemed held for charitable activities Enter 1 1/2% of line 3 (for greater amount, see page 25 of the instructions). | 4 | 355,240 |
| 5 | Net value of noncharitable-use assets. Subtract line 4 from line 3 Enter here and on Part V, line 4 | 5 | 23,327,401 |
| 6 | Minimum investment return. Enter 5% of line 5. | 6 | 1,166,370 |

Part XI

Distributable Amount (see page 25 of the instructions) (Section 4942(j)(3) and (j)(5) private operating foundations and certain foreign organizations check here ☒ and do not complete this part.)

| | | | |
|----|---|----|-----------|
| 1 | Minimum investment return from Part X, line 6. | 1 | 1,166,370 |
| 2a | Tax on investment income for 2011 from Part VI, line 5. | 2a | 15,350 |
| b | Income tax for 2011 (This does not include the tax from Part VI). | 2b | |
| c | Add lines 2a and 2b. | 2c | 15,350 |
| 3 | Distributable amount before adjustments Subtract line 2c from line 1. | 3 | 1,151,020 |
| 4 | Recoveries of amounts treated as qualifying distributions. | 4 | 0 |
| 5 | Add lines 3 and 4. | 5 | 1,151,020 |
| 6 | Deduction from distributable amount (see page 25 of the instructions). | 6 | 0 |
| 7 | Distributable amount as adjusted Subtract line 6 from line 5 Enter here and on Part XIII, line 1. | 7 | 1,151,020 |

Part XII

Qualifying Distributions (see page 25 of the instructions)

| | | | |
|--|---|----|---------|
| 1 | Amounts paid (including administrative expenses) to accomplish charitable, etc , purposes | | |
| a | Expenses, contributions, gifts, etc —total from Part I, column (d), line 26. | 1a | 900,089 |
| b | Program-related investments—total from Part IX-B. | 1b | 0 |
| 2 | Amounts paid to acquire assets used (or held for use) directly in carrying out charitable, etc , purposes. | 2 | |
| 3 | Amounts set aside for specific charitable projects that satisfy the | | |
| a | Suitability test (prior IRS approval required). | 3a | |
| b | Cash distribution test (attach the required schedule). | 3b | |
| 4 | Qualifying distributions. Add lines 1a through 3b Enter here and on Part V, line 8, and Part XIII, line 4 | 4 | 900,089 |
| 5 | Foundations that qualify under section 4940(e) for the reduced rate of tax on net investment income Enter 1% of Part I, line 27b (see page 26 of the instructions). | 5 | 0 |
| 6 | Adjusted qualifying distributions. Subtract line 5 from line 4. | 6 | 900,089 |
| Note: The amount on line 6 will be used in Part V, column (b), in subsequent years when calculating whether the foundation qualifies for the section 4940(e) reduction of tax in those years | | | |

Part XIII

Undistributed Income (see page 26 of the instructions)

| | | | | |
|--|---|----------------------------|-------------|-------------|
| | (a) Corpus | (b) Years prior to 2010 | (c) 2010 | (d) 2011 |
| 1 | Distributable amount for 2011 from Part XI, line 7 | | | |
| 2 | Undistributed income, if any, as of the end of 2011 | | | |
| a | Enter amount for 2010 only. 213,260 | | | |
| b | Total for prior years 20____, 20____, 20____ 0 | | | |
| 3 | Excess distributions carryover, if any, to 2011 | | | |
| a | From 2006. | | | |
| b | From 2007. | | | |
| c | From 2008. | | | |
| d | From 2009. | | | |
| e | From 2010. | | | |
| f | Total of lines 3a through e. 0 | | | |
| 4 | Qualifying distributions for 2011 from Part XII, line 4 ▶ \$ 900,089 | | | |
| a | Applied to 2010, but not more than line 2a 213,260 | | | |
| b | Applied to undistributed income of prior years (Election required—see page 26 of the instructions) 0 | | | |
| c | Treated as distributions out of corpus (Election required—see page 26 of the instructions). . . . 0 | | | |
| d | Applied to 2011 distributable amount. 686,829 | | | |
| e | Remaining amount distributed out of corpus 0 | | | |
| 5 | Excess distributions carryover applied to 2011 0 | | | |
| (If an amount appears in column (d), the same amount must be shown in column (a).) | | | | |
| 6 | Enter the net total of each column as indicated below: | | | |
| a | Corpus Add lines 3f, 4c, and 4e Subtract line 5 0 | | | |
| b | Prior years' undistributed income Subtract line 4b from line 2b. 0 | | | |
| c | Enter the amount of prior years' undistributed income for which a notice of deficiency has been issued, or on which the section 4942(a) tax has been previously assessed. 0 | | | |
| d | Subtract line 6c from line 6b Taxable amount—see page 27 of the instructions . . . 0 | | | |
| e | Undistributed income for 2010 Subtract line 4a from line 2a Taxable amount—see page 27 of the instructions 0 | | | |
| f | Undistributed income for 2011 Subtract lines 4d and 5 from line 1 This amount must be distributed in 2011. 464,191 | | | |
| 7 | Amounts treated as distributions out of corpus to satisfy requirements imposed by section 170(b)(1)(F) or 4942(g)(3) (see page 27 of the instructions). 0 | | | |
| 8 | Excess distributions carryover from 2006 not applied on line 5 or line 7 (see page 27 of the instructions). 0 | | | |
| 9 | Excess distributions carryover to 2012. Subtract lines 7 and 8 from line 6a 0 | | | |
| 10 | Analysis of line 9 | | | |
| a | Excess from 2007. | | | |
| b | Excess from 2008. | | | |
| c | Excess from 2009. | | | |
| d | Excess from 2010. | | | |
| e | Excess from 2011. | | | |

Part XIVPrivate Operating Foundations (see page 27 of the instructions and Part VII-A, question 9)

1a

If the foundation has received a ruling or determination letter that it is a private operating foundation, and the ruling is effective for 2011, enter the date of the ruling.

b

Check box to indicate whether the organization is a private operating foundation described in section 4942(j)(3) or 4942(j)(5)

☐ 4942(j)(3) or ☐ 4942(j)(5)

| | | | | | | |
|----|--|----------|---------------|----------|----------|-----------|
| 2a | Enter the lesser of the adjusted net income from Part I or the minimum investment return from Part X for each year listed | Tax year | Prior 3 years | | | (e) Total |
| | | (a) 2011 | (b) 2010 | (c) 2009 | (d) 2008 | |
| | | | | | | |
| b | 85% of line 2a | | | | | |
| c | Qualifying distributions from Part XII, line 4 for each year listed | | | | | |
| d | Amounts included in line 2c not used directly for active conduct of exempt activities | | | | | |
| e | Qualifying distributions made directly for active conduct of exempt activities Subtract line 2d from line 2c | | | | | |
| 3 | Complete 3a, b, or c for the alternative test relied upon | | | | | |
| a | "Assets" alternative test—enter | | | | | |
| | (1) Value of all assets | | | | | |
| | (2) Value of assets qualifying under section 4942(j)(3)(B)(i) | | | | | |
| b | "Endowment" alternative test— enter 2/3 of minimum investment return shown in Part X, line 6 for each year listed. | | | | | |
| c | "Support" alternative test—enter | | | | | |
| | (1) Total support other than gross investment income (interest, dividends, rents, payments on securities loans (section 512(a)(5)), or royalties). | | | | | |
| | (2) Support from general public and 5 or more exempt organizations as provided in section 4942(j)(3)(B)(iii). | | | | | |
| | (3) Largest amount of support from an exempt organization | | | | | |
| | (4) Gross investment income | | | | | |

Part XVSupplementary Information (Complete this part only if the organization had \$5,000 or more in assets at any time during the year—see page 27 of the instructions.)

1

Information Regarding Foundation Managers:

a

List any managers of the foundation who have contributed more than 2% of the total contributions received by the foundation before the close of any tax year (but only if they have contributed more than \$5,000) (See section 507(d)(2))

b

List any managers of the foundation who own 10% or more of the stock of a corporation (or an equally large portion of the ownership of a partnership or other entity) of which the foundation has a 10% or greater interest

2

Information Regarding Contribution, Grant, Gift, Loan, Scholarship, etc., Programs:

Check here ☐ if the foundation only makes contributions to preselected charitable organizations and does not accept unsolicited requests for funds If the foundation makes gifts, grants, etc (see page 28 of the instructions) to individuals or organizations under other conditions, complete items 2a, b, c, and d

a

The name, address, and telephone number of the person to whom applications should be addressed

LOU C KERR
12501 N MAY AVENUE
OKLAHOMA CITY, OK 73120
(405) 749-7991

b

The form in which applications should be submitted and information and materials they should include

COVER LETTER WITH SUMMARY REQUEST, INSTITUTIONAL PROFILE FORM COMPLETED, PROPOSAL SUMMARY FORM COMPLETED, IRS 501(C)(3) LETTER, PROPOSAL AND DOCUMENTATION AS APPROPRIATE TO THE REQUEST

c

Any submission deadlines

APPLICATIONS SHOULD BE SUBMITTED MORE THAN 45 DAYS PRIOR TO QTRLY TTEE MTGS TO ALLOW TIME FOR REVIEW

d

Any restrictions or limitations on awards, such as by geographical areas, charitable fields, kinds of institutions, or other factors

GEOGRAPHICAL AREAS FOR CONSIDERATION ARE (1ST PREFERENCE) ARKANSAS, COLORADO, KANSAS, MISSOURI, NEW MEXICO, OKLAHOMA, TEXAS, AREAS EDUCATION, HEALTH, CULTURAL, COMMUNITY SERVICE AND HUMAN SERVICE APPLICATIONS ARE ALSO ACCEPTED FROM THE WASHINGTON D C AREA IN RECOGNITION OF SIGNIFICANT AND CONTINUING INFLUENCE OF THE FEDERAL GOVERNMENT ON THE STATE OF OKLAHOMA AND NEIGHBORING REGION

3 Grants and Contributions Paid During the Year or Approved for Future Payment

| Recipient | If recipient is an individual, show any relationship to any foundation manager or substantial contributor | Foundation status of recipient | Purpose of grant or contribution | Amount |
|--|---|--------------------------------|----------------------------------|---------|
| Name and address (home or business) | | | | |
| a <i>Paid during the year</i> See Additional Data Table | | | | |
| Total | | | | 394,880 |
| b <i>Approved for future payment</i> See Additional Data Table | | | | |
| Total | | | | 569,000 |

| Enter gross amounts unless otherwise indicated | Unrelated business income | | Excluded by section 512, 513, or 514 | | (e) Related or exempt function income (See page 28 of the instructions) |
|--|---------------------------|---------------|--------------------------------------|---------------|--|
| | (a) Business code | (b) Amount | (c) Exclusion code | (d) Amount | |
| 1 Program service revenue | | | | | |
| a _____ | | | | | |
| b _____ | | | | | |
| c _____ | | | | | |
| d _____ | | | | | |
| e _____ | | | | | |
| f _____ | | | | | |
| g Fees and contracts from government agencies | | | | | |
| 2 Membership dues and assessments. | | | | | |
| 3 Interest on savings and temporary cash investments | | | 14 | 257 | |
| 4 Dividends and interest from securities. | | | 14 | 497,847 | |
| 5 Net rental income or (loss) from real estate | | | | | |
| a Debt-financed property. | | | | | |
| b Not debt-financed property. | | | | | |
| 6 Net rental income or (loss) from personal property | | | | | |
| 7 Other investment income. | | | 14 | 89,464 | |
| 8 Gain or (loss) from sales of assets other than inventory | | | 18 | 820,340 | |
| 9 Net income or (loss) from special events | | | | | |
| 10 Gross profit or (loss) from sales of inventory. . . | | | | | |
| 11 Other revenue a _____ | | | | | |
| b _____ | | | | | |
| c _____ | | | | | |
| d _____ | | | | | |
| e _____ | | | | | |
| 12 Subtotal. Add columns (b), (d), and (e). . . | | 0 | | 1,407,908 | 0 |
| 13 Total. Add line 12, columns (b), (d), and (e). 13 | | | | | 1,407,908 |





[illegible]

| | | | |
|--|--------------|------------|-----------|
| 1 Did the organization directly or indirectly engage in any of the following with any other organization described in section 501(c) of the Code (other than section 501(c)(3) organizations) or in section 527, relating to political organizations? | | Yes | No |
| a Transfers from the reporting foundation to a noncharitable exempt organization of | | | |
| (1) Cash. | 1a(1) | | No |
| (2) Other assets. | 1a(2) | | No |
| b Other transactions | | | |
| (1) Sales of assets to a noncharitable exempt organization. | 1b(1) | | No |
| (2) Purchases of assets from a noncharitable exempt organization. | 1b(2) | | No |
| (3) Rental of facilities, equipment, or other assets. | 1b(3) | | No |
| (4) Reimbursement arrangements. | 1b(4) | | No |
| (5) Loans or loan guarantees. | 1b(5) | | No |
| (6) Performance of services or membership or fundraising solicitations. | 1b(6) | | No |
| c Sharing of facilities, equipment, mailing lists, other assets, or paid employees. | 1c | | No |
| d If the answer to any of the above is "Yes," complete the following schedule. Column (b) should always show the fair market value of the goods, other assets, or services given by the reporting foundation. If the foundation received less than fair market value in any transaction or sharing arrangement, show in column (d) the value of the goods, other assets, or services received | | | |

[illegible]

2a Is the foundation directly or indirectly affiliated with, or related to, one or more tax-exempt organizations described in section 501(c) of the Code (other than section 501(c)(3)) or in section 527? . . . ☐ Yes ☒ No

b If "Yes," complete the following schedule

| (a) Name of organization | | (b) Type of organization | | (c) Description of relationship | |
|---|---|--------------------------|------|---|-------------------|
| Under penalties of perjury, I declare that I have examined this return, including accompanying schedules and statements, and to the best of my knowledge and belief, it is true, correct, and complete Declaration of preparer (other than taxpayer or fiduciary) is based on all information of which preparer has any knowledge | | | | | |
| ***** | | 2012-11-13 | | ***** | |
| Signature of officer or trustee | | Date | | Title | |
| Sign Here Paid Preparer's Use Only | Preparer's Signature  DENNIS D GALYON | | Date | Check if self-employed <input checked="" type="checkbox"/> | PTIN P00265411 |
| | Firm's name  ENGELBACH ROBERTS & CO PLLC | | | Firm's EIN  73-1049855 | |
| | 4000 CLASSEN CTR STE 100C | | | | |
| | Firm's address  OKLAHOMA CITY, OK 73118 | | | Phone no (405) 528-4000 | |

May the IRS discuss this return with the preparer shown above? See instructions ☐ Yes ☐ No

Form 990PF Part IV - Capital Gains and Losses for Tax on Investment Income - Columns a - d

| (a) List and describe the kind(s) of property sold (e g , real estate, 2-story brick warehouse, or common stock, 200 shs MLC Co) | (b) How acquired P—Purchase D—Donation | (c) Date acquired (mo , day, yr) | (d) Date sold (mo , day, yr) |
|---|--|--------------------------------------|----------------------------------|
| GOLDMAN SACHS GROUP INC 5 95% DUE 01/18/2018 | P | 2010-12-02 | 2011-06-13 |
| US TREASURY N/B 08/31/2011 | P | 2010-12-02 | 2011-02-23 |
| US TREASURY N/B 08/31/2011 | P | 2010-12-02 | 2011-08-31 |
| COCA-COLA 5 75% DUE 03/15/2011 | P | 2001-03-19 | 2011-03-15 |
| RAYTHEON CORP | P | 1998-10-06 | 2011-02-22 |
| TIMBERWEST FOREST CORP | P | 2011-04-13 | 2011-07-18 |
| BAKER HUGHES INC | P | 1994-04-14 | 2011-04-21 |
| BERKSHIRE HATHAWAY NEW | P | 2007-07-16 | 2011-02-15 |
| BOEING CO | P | 2001-09-19 | 2011-09-06 |
| CONOCOPHILLIPS | P | 1994-12-23 | 2011-08-17 |
| DUPONT | P | 2008-11-25 | 2011-01-27 |
| DUPONT | P | 2009-03-05 | 2011-01-27 |
| FREEPORT-MCMORAN | P | 2007-03-16 | 2011-09-06 |
| GOODYEAR TIRE & RUBBER CO | P | 2002-03-21 | 2011-09-06 |
| GOODYEAR TIRE & RUBBER CO | P | 2001-08-15 | 2011-09-06 |
| HALLIBURTON CO | P | 2002-02-06 | 2011-04-28 |
| HUNTINGON INGALLS INDUSTRIES | P | 2001-04-06 | 2011-04-07 |
| HUNTINGON INGALLS INDUSTRIES | P | 2001-04-06 | 2011-09-06 |
| MERCK & CO - NEW | P | 2004-09-30 | 2011-09-06 |
| NEWMONT MINING CORP | P | 2002-01-30 | 2011-09-06 |
| NOBLE ENERGY INC | P | 1998-12-30 | 2011-05-31 |
| PFIZER INC | P | 2007-07-31 | 2011-09-06 |
| STEELCASE INC | P | 2008-03-28 | 2011-04-28 |
| STEELCASE INC | P | 2008-03-28 | 2011-04-29 |
| TECK RESOURCES LTD | P | 2008-09-17 | 2011-02-15 |
| TEMPLE INLAND INC | P | 1994-11-23 | 2011-06-07 |
| TIMBERWEST FOREST CORP | P | 2003-06-04 | 2011-07-18 |
| TIMBERWEST FOREST CORP | P | 2003-06-04 | 2011-07-18 |
| WEYERHAEUSER COMPANY | P | 1988-09-02 | 2011-02-15 |
| WEYERHAEUSER COMPANY | P | 1988-09-02 | 2011-02-25 |

Form 990PF Part IV - Capital Gains and Losses for Tax on Investment Income - Columns a - d

| (a) List and describe the kind(s) of property sold (e g , real estate, 2-story brick warehouse, or common stock, 200 shs MLC Co) | (b) How acquired P—Purchase D—Donation | (c) Date acquired (mo , day, yr) | (d) Date sold (mo , day, yr) |
|---|--|--------------------------------------|----------------------------------|
| HARBOR INTERNATIONAL #11 | P | 2005-05-23 | 2011-02-15 |
| HARBOR INTERNATIONAL #11 | P | 2005-05-23 | 2011-09-06 |
| HARBOR INTERNATIONAL #11 | P | 2005-05-23 | 2011-12-02 |
| INVESCO INTERNATIONAL GROWTH R5 | P | 2009-06-15 | 2011-02-15 |
| INVESCO INTERNATIONAL GROWTH R5 | P | 2009-06-15 | 2011-04-01 |
| INVESCO INTERNATIONAL GROWTH R5 | P | 2009-06-15 | 2011-06-01 |
| INVESCO INTERNATIONAL GROWTH R5 | P | 2009-06-15 | 2011-09-02 |
| INVESCO INTERNATIONAL GROWTH R5 | P | 2009-06-15 | 2011-09-06 |
| GAMESTOP CORP | P | 2011-04-27 | 2011-08-02 |
| GLOBE SPECIALTY METALS INC | P | 2011-04-28 | 2011-11-17 |
| GLOBE SPECIALTY METALS INC | P | 2011-04-28 | 2011-11-30 |
| TECK RESOURCES LTD | P | 2011-02-09 | 2011-12-15 |
| GENERAL DYNAMICS CORP | P | 2010-03-31 | 2011-02-15 |
| NORTHERN DYNASTY MINERALS | P | 2010-12-21 | 2011-08-02 |
| NOVARTIS AG | P | 2011-04-13 | 2011-04-19 |
| REHABCARE GROUP INC | P | 2010-06-03 | 2011-02-08 |
| TUPPERWARE BRANDS CORP | P | 2010-05-14 | 2011-05-11 |
| ALCON INC | P | 2008-11-28 | 2011-04-13 |
| ARCHER-DANIELS-MIDLAND CO | P | 2010-11-10 | 2011-12-09 |
| BANK OF NEW YORK MELLON CORP | P | 2008-09-30 | 2011-01-27 |
| BANK OF NEW YORK MELLON CORP | P | 2009-11-25 | 2011-01-27 |
| EMERGENCY MEDICAL SERVICES | P | 2010-04-09 | 2011-05-27 |
| HONEYWELL INTERNATIONAL INC | P | 2007-03-29 | 2011-08-02 |
| HONEYWELL INTERNATIONAL INC | P | 2008-11-28 | 2011-08-02 |
| JOHNSON CONTROLS INC | P | 2007-06-05 | 2011-04-25 |
| TECH DATA CORP | P | 2010-02-18 | 2011-12-06 |
| UNITED TECHNOLOGIES CORP | P | 2007-02-16 | 2011-11-30 |
| UNITED TECHNOLOGIES CORP | P | 2008-09-30 | 2011-11-30 |
| FOOT LOCKER INC | P | 2007-11-05 | 2010-12-29 |
| CITY HOLDING CO | P | 2009-02-20 | 2010-12-29 |

Form 990PF Part IV - Capital Gains and Losses for Tax on Investment Income - Columns a - d

| (a) List and describe the kind(s) of property sold (e g , real estate, 2-story brick warehouse, or common stock, 200 shs MLC Co) | (b) How acquired P—Purchase D—Donation | (c) Date acquired (mo , day, yr) | (d) Date sold (mo , day, yr) |
|---|--|--------------------------------------|----------------------------------|
| CITY HOLDING CO | P | 2009-02-23 | 2010-12-29 |
| UNITED STATIONERS INC | P | 2003-02-13 | 2010-12-30 |
| FOOT LOCKER INC | P | 2007-11-05 | 2010-12-30 |
| CITY HOLDING CO | P | 2009-02-23 | 2010-12-31 |
| FOOT LOCKER INC | P | 2007-11-05 | 2011-01-03 |
| UNITED STATIONERS INC | P | 2003-02-13 | 2011-01-03 |
| CITY HOLDING CO | P | 2009-02-23 | 2011-01-03 |
| CITY HOLDING CO | P | 2009-03-02 | 2011-01-03 |
| CITY HOLDING CO | P | 2009-03-02 | 2011-01-04 |
| UNITED STATIONERS INC | P | 2003-02-13 | 2011-01-05 |
| CITY HOLDING CO | P | 2009-03-02 | 2011-01-05 |
| CITY HOLDING CO | P | 2009-03-02 | 2011-01-06 |
| AIR METHODS CORP | P | 2008-04-30 | 2011-01-10 |
| AIR METHODS CORP | P | 2008-04-30 | 2011-01-11 |
| MONRO MUFFLER BRAKE INC | P | 2007-04-30 | 2011-01-14 |
| BIOMED REIT | P | 2011-02-07 | 2011-02-07 |
| NATIONWIDE HEALTH PROPERTIES | P | 2011-02-07 | 2011-02-07 |
| MACK-CALI REALTY CORPORATION | P | 2011-02-07 | 2011-02-07 |
| TAUBMAN CENTERS INC | P | 2011-02-07 | 2011-02-07 |
| ALTERRA CAPITAL HOLDINGS LTD | P | 2007-06-22 | 2011-02-16 |
| HCC INSURANCE HOLDINGS, INC | P | 2008-10-08 | 2011-02-16 |
| MAXIMUS INC | P | 2006-06-27 | 2011-02-16 |
| URS CORP | P | 2005-06-08 | 2011-02-16 |
| URS CORP | P | 2007-04-27 | 2011-02-16 |
| KENNAMETAL INC | P | 2004-01-06 | 2011-02-16 |
| CHICO'S FAS INC | P | 2008-10-09 | 2011-02-16 |
| CHICO'S FAS INC | P | 2008-10-14 | 2011-02-16 |
| GLOBAL PAYMENTS INC | P | 2007-03-22 | 2011-02-16 |
| OCEANEERING INTERNATIONAL INC | P | 2006-01-23 | 2011-02-16 |
| FULTON FINANCIAL CORP | P | 2010-04-30 | 2011-02-16 |

Form 990PF Part IV - Capital Gains and Losses for Tax on Investment Income - Columns a - d

| (a) List and describe the kind(s) of property sold (e g , real estate, 2-story brick warehouse, or common stock, 200 shs MLC Co) | (b) How acquired P—Purchase D—Donation | (c) Date acquired (mo , day, yr) | (d) Date sold (mo , day, yr) |
|---|--|--------------------------------------|----------------------------------|
| WADDELL & REED FINANCIAL-A | P | 2010-08-03 | 2011-02-16 |
| RC2 CORP | P | 2007-08-02 | 2011-02-16 |
| TREX COMPANY, INC | P | 2010-10-27 | 2011-02-16 |
| GENERAL CABLE CORP | P | 2008-10-23 | 2011-02-16 |
| SIGNET JEWELERS LTD | P | 2010-01-19 | 2011-02-16 |
| SIGNET JEWELERS LTD | P | 2010-01-20 | 2011-02-16 |
| SIGNET JEWELERS LTD | P | 2010-01-21 | 2011-02-16 |
| BROWN & BROWN INC | P | 2008-03-10 | 2011-02-16 |
| AARON'S INC | P | 2007-07-25 | 2011-02-16 |
| CORE LABORATORIES NV | P | 2009-07-10 | 2011-02-16 |
| CORE LABORATORIES NV | P | 2010-07-14 | 2011-02-16 |
| REINSURANCE GROUP OF AMERICA | P | 2009-04-16 | 2011-02-16 |
| REINSURANCE GROUP OF AMERICA | P | 2009-05-01 | 2011-02-16 |
| INTEGRATED DEVICE TECH INC | P | 2005-09-29 | 2011-02-16 |
| INTEGRATED DEVICE TECH INC | P | 2005-10-05 | 2011-02-16 |
| G & K SERVICES INC - CLASS A | P | 2004-08-06 | 2011-02-16 |
| SM ENERGY CO | P | 2004-06-09 | 2011-02-16 |
| UNITED STATIONERS INC | P | 2003-02-13 | 2011-02-16 |
| UNITED STATIONERS INC | P | 2003-02-24 | 2011-02-16 |
| NATIONAL PENN BCSHS INC | P | 2008-01-08 | 2011-02-16 |
| NATIONAL PENN BCSHS INC | P | 2008-01-09 | 2011-02-16 |
| CHECKPOINT SYSTEMS INC | P | 2005-12-16 | 2011-02-16 |
| TCF FINANCIAL CORP | P | 2008-02-11 | 2011-02-16 |
| TCF FINANCIAL CORP | P | 2008-02-15 | 2011-02-16 |
| TCF FINANCIAL CORP | P | 2008-05-23 | 2011-02-16 |
| ENERSYS INC | P | 2010-03-31 | 2011-02-16 |
| ENERSYS INC | P | 2010-04-01 | 2011-02-16 |
| HANGER ORTHOPEDIC GROUP | P | 2010-04-26 | 2011-02-16 |
| HARSCO CORP | P | 2003-05-30 | 2011-02-16 |
| ARGO GROUP INTERNATIONAL | P | 2007-03-16 | 2011-02-16 |

Form 990PF Part IV - Capital Gains and Losses for Tax on Investment Income - Columns a - d

| (a) List and describe the kind(s) of property sold (e g , real estate, 2-story brick warehouse, or common stock, 200 shs MLC Co) | (b) How acquired P—Purchase D—Donation | (c) Date acquired (mo , day, yr) | (d) Date sold (mo , day, yr) |
|--|--|--------------------------------------|----------------------------------|
| UNIFIRST CORP/MA | P | 2010-09-07 | 2011-02-23 |
| GENERAL CABLE CORP | P | 2008-10-23 | 2011-02-23 |
| CHICAGO BRIDGE & IRON - NY SHR | P | 2008-10-15 | 2011-02-23 |
| GENERAL CABLE CORP | P | 2008-10-23 | 2011-02-24 |
| UNIFIRST CORP/MA | P | 2010-09-07 | 2011-02-24 |
| CHICAGO BRIDGE & IRON - NY SHR | P | 2008-10-15 | 2011-02-24 |
| UNIFIRST CORP/MA | P | 2010-09-07 | 2011-02-25 |
| CHICAGO BRIDGE & IRON - NY SHR | P | 2008-10-15 | 2011-02-25 |
| GENERAL CABLE CORP | P | 2008-10-23 | 2011-02-25 |
| CHICAGO BRIDGE & IRON - NY SHR | P | 2008-10-15 | 2011-02-28 |
| RAMCO-GERSHENSON PROPERTIES | P | 2006-09-22 | 2011-02-28 |
| RAMCO-GERSHENSON PROPERTIES | P | 2006-09-25 | 2011-02-28 |
| RAMCO-GERSHENSON PROPERTIES | P | 2006-09-26 | 2011-02-28 |
| RAMCO-GERSHENSON PROPERTIES | P | 2006-09-27 | 2011-02-28 |
| RAMCO-GERSHENSON PROPERTIES | P | 2007-02-09 | 2011-02-28 |
| RAMCO-GERSHENSON PROPERTIES | P | 2007-02-13 | 2011-02-28 |
| RAMCO-GERSHENSON PROPERTIES | P | 2007-02-13 | 2011-02-28 |
| RAMCO-GERSHENSON PROPERTIES | P | 2007-10-25 | 2011-02-28 |
| RAMCO-GERSHENSON PROPERTIES | P | 2007-10-26 | 2011-02-28 |
| RAMCO-GERSHENSON PROPERTIES | P | 2008-01-03 | 2011-02-28 |
| RAMCO-GERSHENSON PROPERTIES | P | 2009-09-10 | 2011-02-28 |
| UNIFIRST CORP/MA | P | 2010-09-07 | 2011-02-28 |
| UNIFIRST CORP/MA | P | 2010-09-08 | 2011-02-28 |
| GENERAL CABLE CORP | P | 2008-10-23 | 2011-02-28 |
| UNIFIRST CORP/MA | P | 2010-09-08 | 2011-03-01 |
| UNIFIRST CORP/MA | P | 2010-09-08 | 2011-03-02 |
| CHICAGO BRIDGE & IRON - NY SHR | P | 2008-10-15 | 2011-03-02 |
| NAVIGATORS GROUP INC | P | 2007-03-16 | 2011-03-03 |
| NAVIGATORS GROUP INC | P | 2007-03-19 | 2011-03-03 |
| NAVIGATORS GROUP INC | P | 2007-03-29 | 2011-03-03 |

Form 990PF Part IV - Capital Gains and Losses for Tax on Investment Income - Columns a - d

| (a) List and describe the kind(s) of property sold (e g , real estate, 2-story brick warehouse, or common stock, 200 shs MLC Co) | (b) How acquired P—Purchase D—Donation | (c) Date acquired (mo , day, yr) | (d) Date sold (mo , day, yr) |
|---|--|--------------------------------------|----------------------------------|
| NAVIGATORS GROUP INC | P | 2010-02-25 | 2011-03-03 |
| NAVIGATORS GROUP INC | P | 2010-02-26 | 2011-03-03 |
| CORE LABORATORIES NV | P | 2010-07-14 | 2011-03-08 |
| CORE LABORATORIES NV | P | 2010-07-14 | 2011-03-09 |
| AIR METHODS CORP | P | 2008-04-30 | 2011-03-11 |
| AIR METHODS CORP | P | 2008-05-01 | 2011-03-11 |
| AIR METHODS CORP | P | 2008-06-12 | 2011-03-11 |
| CORE LABORATORIES NV | P | 2010-07-14 | 2011-03-11 |
| GREIF INC - CLASS A | P | 2003-12-10 | 2011-03-11 |
| CVB FINANCIAL | P | 2009-07-21 | 2011-03-11 |
| ENERGEN CORP | P | 2008-10-27 | 2011-03-11 |
| APTARGROUP INC | P | 2002-12-20 | 2011-03-11 |
| KNOLL INC | P | 2009-06-23 | 2011-03-11 |
| CORE LABORATORIES NV | P | 2010-07-14 | 2011-03-14 |
| ENERGEN CORP | P | 2008-10-27 | 2011-03-14 |
| ENERGEN CORP | P | 2008-11-20 | 2011-03-14 |
| CVB FINANCIAL | P | 2009-07-21 | 2011-03-14 |
| CVB FINANCIAL | P | 2009-07-21 | 2011-03-15 |
| KNOLL INC | P | 2009-06-23 | 2011-03-15 |
| KNOLL INC | P | 2009-06-23 | 2011-03-16 |
| CVB FINANCIAL | P | 2009-07-21 | 2011-03-16 |
| GREIF INC - CLASS A | P | 2003-12-10 | 2011-03-16 |
| GREIF INC - CLASS A | P | 2008-12-01 | 2011-03-16 |
| GREIF INC - CLASS A | P | 2008-12-01 | 2011-03-17 |
| GREIF INC - CLASS A | P | 2008-12-04 | 2011-03-17 |
| KNOLL INC | P | 2009-06-23 | 2011-03-18 |
| GREIF INC - CLASS A | P | 2008-12-04 | 2011-03-18 |
| CVB FINANCIAL | P | 2009-07-21 | 2011-03-18 |
| CHICAGO BRIDGE & IRON - NY SHR | P | 2008-10-15 | 2011-03-21 |
| GREIF INC - CLASS A | P | 2008-12-04 | 2011-03-21 |

Form 990PF Part IV - Capital Gains and Losses for Tax on Investment Income - Columns a - d

| (a) List and describe the kind(s) of property sold (e g , real estate, 2-story brick warehouse, or common stock, 200 shs MLC Co) | (b) How acquired P—Purchase D—Donation | (c) Date acquired (mo , day, yr) | (d) Date sold (mo , day, yr) |
|---|--|--------------------------------------|----------------------------------|
| KNOLL INC | P | 2009-06-23 | 2011-03-21 |
| GREIF INC - CLASS A | P | 2008-12-04 | 2011-03-22 |
| KNOLL INC | P | 2009-06-23 | 2011-03-23 |
| KNOLL INC | P | 2009-06-25 | 2011-03-23 |
| CHICAGO BRIDGE & IRON - NY SHR | P | 2008-10-15 | 2011-03-23 |
| GREIF INC - CLASS A | P | 2008-12-04 | 2011-03-23 |
| GREIF INC - CLASS A | P | 2008-12-04 | 2011-03-24 |
| GREIF INC - CLASS A | P | 2008-12-04 | 2011-03-25 |
| GREIF INC - CLASS A | P | 2008-12-04 | 2011-03-28 |
| MAXIMUS INC | P | 2006-06-27 | 2011-03-28 |
| CIBER INC | P | 2003-09-17 | 2011-03-28 |
| CIBER INC | P | 2003-09-17 | 2011-03-29 |
| GREIF INC - CLASS A | P | 2008-12-04 | 2011-03-29 |
| CHICAGO BRIDGE & IRON - NY SHR | P | 2008-10-15 | 2011-03-29 |
| MAXIMUS INC | P | 2006-06-27 | 2011-03-29 |
| CIBER INC | P | 2003-09-17 | 2011-03-30 |
| CIBER INC | P | 2003-09-19 | 2011-03-30 |
| ENERSYS INC | P | 2010-04-01 | 2011-03-30 |
| GREIF INC - CLASS A | P | 2008-12-04 | 2011-03-30 |
| MAXIMUS INC | P | 2006-06-27 | 2011-03-31 |
| MAXIMUS INC | P | 2006-06-27 | 2011-04-01 |
| CIBER INC | P | 2003-09-19 | 2011-04-06 |
| CIBER INC | P | 2003-09-19 | 2011-04-07 |
| RC2 CORP | P | 2007-08-02 | 2011-04-07 |
| NATIONWIDE HEALTH PROPERTIES | P | 2009-01-09 | 2011-04-08 |
| NATIONWIDE HEALTH PROPERTIES | P | 2009-01-20 | 2011-04-08 |
| BIO-RAD LABORATORIES - CL A | P | 2006-09-01 | 2011-04-11 |
| BIO-RAD LABORATORIES - CL A | P | 2006-09-06 | 2011-04-11 |
| NATIONWIDE HEALTH PROPERTIES | P | 2009-01-20 | 2011-04-11 |
| STIFEL FINANCIAL CORP | P | 2007-10-18 | 2011-04-14 |

Form 990PF Part IV - Capital Gains and Losses for Tax on Investment Income - Columns a - d

| (a) List and describe the kind(s) of property sold (e g , real estate, 2-story brick warehouse, or common stock, 200 shs MLC Co) | (b) How acquired P—Purchase D—Donation | (c) Date acquired (mo , day, yr) | (d) Date sold (mo , day, yr) |
|---|--|--------------------------------------|----------------------------------|
| NATIONWIDE HEALTH PROPERTIES | P | 2009-01-20 | 2011-04-12 |
| NATIONWIDE HEALTH PROPERTIES | P | 2009-02-19 | 2011-04-12 |
| NATIONWIDE HEALTH PROPERTIES | P | 2009-02-19 | 2011-04-13 |
| NATIONWIDE HEALTH PROPERTIES | P | 2009-02-19 | 2011-04-14 |
| BIO-RAD LABORATORIES - CL A | P | 2006-09-06 | 2011-04-14 |
| BIO-RAD LABORATORIES - CL A | P | 2006-09-06 | 2011-04-15 |
| BIO-RAD LABORATORIES - CL A | P | 2006-09-06 | 2011-04-20 |
| BIO-RAD LABORATORIES - CL A | P | 2006-09-07 | 2011-04-20 |
| BIO-RAD LABORATORIES - CL A | P | 2006-09-07 | 2011-04-21 |
| BIO-RAD LABORATORIES - CL A | P | 2006-09-07 | 2011-04-25 |
| BIO-RAD LABORATORIES - CL A | P | 2006-09-07 | 2011-04-26 |
| BIO-RAD LABORATORIES - CL A | P | 2006-09-07 | 2011-04-27 |
| BIO-RAD LABORATORIES - CL A | P | 2006-09-07 | 2011-04-28 |
| BROWN & BROWN INC | P | 2008-03-10 | 2011-05-06 |
| HARTE-HANKS INC | P | 2003-05-30 | 2011-05-06 |
| HARTE-HANKS INC | P | 2003-06-05 | 2011-05-06 |
| HARTE-HANKS INC | P | 2003-06-05 | 2011-05-09 |
| MAXIMUS INC | P | 2006-06-27 | 2011-05-09 |
| BROWN & BROWN INC | P | 2008-03-10 | 2011-05-10 |
| BROWN & BROWN INC | P | 2008-03-11 | 2011-05-10 |
| HARTE-HANKS INC | P | 2003-06-05 | 2011-05-10 |
| MAXIMUS INC | P | 2006-06-27 | 2011-05-10 |
| HARTE-HANKS INC | P | 2003-06-05 | 2011-05-11 |
| BROWN & BROWN INC | P | 2008-03-11 | 2011-05-11 |
| BROWN & BROWN INC | P | 2008-03-11 | 2011-05-12 |
| HARTE-HANKS INC | P | 2003-06-05 | 2011-05-12 |
| MAXIMUS INC | P | 2006-06-27 | 2011-05-12 |
| RC2 CORP | P | 2011-01-21 | 2011-05-23 |
| RC2 CORP | P | 2011-01-24 | 2011-05-23 |
| RC2 CORP | P | 2007-08-02 | 2011-05-23 |

Form 990PF Part IV - Capital Gains and Losses for Tax on Investment Income - Columns a - d

| (a) List and describe the kind(s) of property sold (e g , real estate, 2-story brick warehouse, or common stock, 200 shs MLC Co) | (b) How acquired P—Purchase D—Donation | (c) Date acquired (mo , day, yr) | (d) Date sold (mo , day, yr) |
|---|--|--------------------------------------|----------------------------------|
| RC2 CORP | P | 2007-08-03 | 2011-05-23 |
| RC2 CORP | P | 2007-08-03 | 2011-05-23 |
| RC2 CORP | P | 2008-01-31 | 2011-05-23 |
| VALLEY NATL BANCORP | P | 2009-02-10 | 2011-05-27 |
| RAYONIER INC | P | 2003-04-10 | 2011-06-14 |
| RAYONIER INC | P | 2003-04-10 | 2011-06-15 |
| CORE LABORATORIES NV | P | 2010-07-14 | 2011-06-15 |
| RAYONIER INC | P | 2003-04-10 | 2011-06-16 |
| RAYONIER INC | P | 2003-04-10 | 2011-06-17 |
| RAYONIER INC | P | 2003-04-10 | 2011-06-20 |
| RAMCO-GERSHENSON PROPERTIES | P | 2009-09-10 | 2011-06-20 |
| RAMCO-GERSHENSON PROPERTIES | P | 2009-09-10 | 2011-06-21 |
| RAYONIER INC | P | 2003-04-10 | 2011-06-21 |
| INDEPENDENT BANK CORP/MA | P | 2008-01-08 | 2011-06-21 |
| RAMCO-GERSHENSON PROPERTIES | P | 2009-09-10 | 2011-06-22 |
| RAMCO-GERSHENSON PROPERTIES | P | 2010-05-13 | 2011-06-22 |
| INDEPENDENT BANK CORP/MA | P | 2008-01-08 | 2011-06-22 |
| INDEPENDENT BANK CORP/MA | P | 2008-01-14 | 2011-06-22 |
| INDEPENDENT BANK CORP/MA | P | 2008-12-01 | 2011-06-22 |
| INDEPENDENT BANK CORP/MA | P | 2008-12-02 | 2011-06-22 |
| RAYONIER INC | P | 2003-04-10 | 2011-06-22 |
| RAMCO-GERSHENSON PROPERTIES | P | 2010-05-13 | 2011-06-23 |
| FOOT LOCKER INC | P | 2007-11-05 | 2011-06-23 |
| CHICO'S FAS INC | P | 2008-10-14 | 2011-06-23 |
| CHICO'S FAS INC | P | 2008-10-14 | 2011-06-23 |
| RAYONIER INC | P | 2003-04-10 | 2011-06-24 |
| RAMCO-GERSHENSON PROPERTIES | P | 2010-05-13 | 2011-06-27 |
| RAYONIER INC | P | 2003-04-10 | 2011-06-27 |
| RAYONIER INC | P | 2003-04-10 | 2011-06-28 |
| RAYONIER INC | P | 2003-12-23 | 2011-06-28 |

Form 990PF Part IV - Capital Gains and Losses for Tax on Investment Income - Columns a - d

| (a) List and describe the kind(s) of property sold (e g , real estate, 2-story brick warehouse, or common stock, 200 shs MLC Co) | (b) How acquired P—Purchase D—Donation | (c) Date acquired (mo , day, yr) | (d) Date sold (mo , day, yr) |
|---|--|--------------------------------------|----------------------------------|
| RAMCO-GERSHENSON PROPERTIES | P | 2010-05-13 | 2011-06-28 |
| RAMCO-GERSHENSON PROPERTIES | P | 2010-05-13 | 2011-06-28 |
| RAYONIER INC | P | 2003-12-23 | 2011-06-29 |
| SM ENERGY CO | P | 2004-06-09 | 2011-06-29 |
| CHICO'S FAS INC | P | 2008-10-14 | 2011-06-29 |
| FOOT LOCKER INC | P | 2007-11-05 | 2011-06-29 |
| RAMCO-GERSHENSON PROPERTIES | P | 2010-05-13 | 2011-06-30 |
| RAMCO-GERSHENSON PROPERTIES | P | 2010-05-13 | 2011-07-01 |
| CHICO'S FAS INC | P | 2008-10-14 | 2011-07-01 |
| RAMCO-GERSHENSON PROPERTIES | P | 2010-05-13 | 2011-07-05 |
| RAMCO-GERSHENSON PROPERTIES | P | 2010-05-18 | 2011-07-05 |
| RAMCO-GERSHENSON PROPERTIES | P | 2010-05-18 | 2011-07-06 |
| TAUBMAN CENTERS INC | P | 2009-01-15 | 2011-07-07 |
| TAUBMAN CENTERS INC | P | 2009-01-20 | 2011-07-07 |
| RAMCO-GERSHENSON PROPERTIES | P | 2010-05-18 | 2011-07-07 |
| RAMCO-GERSHENSON PROPERTIES | P | 2010-05-19 | 2011-07-07 |
| MFA FINANCIAL REIT | P | 2010-05-18 | 2011-07-15 |
| MFA FINANCIAL REIT | P | 2010-05-19 | 2011-07-15 |
| CHICAGO BRIDGE & IRON - NY SHR | P | 2008-10-15 | 2011-07-18 |
| CHICAGO BRIDGE & IRON - NY SHR | P | 2008-10-22 | 2011-07-18 |
| EL PASO ELECTRIC CO | P | 2004-07-26 | 2011-07-19 |
| COMTECH TELECOMMUNICATIONS CORP | P | 2006-12-29 | 2011-07-19 |
| CHICAGO BRIDGE & IRON - NY SHR | P | 2008-10-22 | 2011-07-20 |
| MFA FINANCIAL REIT | P | 2010-05-19 | 2011-07-20 |
| MFA FINANCIAL REIT | P | 2010-05-20 | 2011-07-20 |
| VECTREN CORPORATION | P | 1998-02-12 | 2011-07-20 |
| CHICAGO BRIDGE & IRON - NY SHR | P | 2008-10-22 | 2011-07-21 |
| VECTREN CORPORATION | P | 1998-02-12 | 2001-07-22 |
| VECTREN CORPORATION | P | 2001-02-08 | 2011-07-22 |
| COMSTOCK RESOURCES INC | P | 2010-11-22 | 2011-07-22 |

Form 990PF Part IV - Capital Gains and Losses for Tax on Investment Income - Columns a - d

| (a) List and describe the kind(s) of property sold (e g , real estate, 2-story brick warehouse, or common stock, 200 shs MLC Co) | (b) How acquired P—Purchase D—Donation | (c) Date acquired (mo , day, yr) | (d) Date sold (mo , day, yr) |
|---|--|--------------------------------------|----------------------------------|
| COMSTOCK RESOURCES INC | P | 2010-11-23 | 2011-07-22 |
| EL PASO ELECTRIC CO | P | 2004-07-26 | 2011-07-22 |
| EL PASO ELECTRIC CO | P | 2004-07-27 | 2011-07-22 |
| EL PASO ELECTRIC CO | P | 2004-07-27 | 2011-07-25 |
| VECTREN CORPORATION | P | 2001-02-08 | 2011-07-25 |
| COMSTOCK RESOURCES INC | P | 2010-11-23 | 2011-07-25 |
| COMTECH TELECOMMUNICATIONS CORP | P | 2006-12-29 | 2011-07-26 |
| COMTECH TELECOMMUNICATIONS CORP | P | 2007-01-05 | 2011-07-26 |
| COMTECH TELECOMMUNICATIONS CORP | P | 2007-01-26 | 2011-07-26 |
| ENERGEN CORP | P | 2008-11-20 | 2011-07-27 |
| COMTECH TELECOMMUNICATIONS CORP | P | 2007-01-26 | 2011-07-27 |
| COMTECH TELECOMMUNICATIONS CORP | P | 2007-01-26 | 2011-07-28 |
| COMTECH TELECOMMUNICATIONS CORP | P | 2007-02-12 | 2011-07-28 |
| ENERGEN CORP | P | 2008-11-20 | 2011-07-28 |
| COMTECH TELECOMMUNICATIONS CORP | P | 2007-02-12 | 2011-08-01 |
| COMTECH TELECOMMUNICATIONS CORP | P | 2007-03-02 | 2011-08-01 |
| COMTECH TELECOMMUNICATIONS CORP | P | 2007-03-02 | 2011-08-02 |
| COMTECH TELECOMMUNICATIONS CORP | P | 2007-03-02 | 2011-08-05 |
| COMTECH TELECOMMUNICATIONS CORP | P | 2007-03-05 | 2011-08-05 |
| MAXIMUS INC | P | 2006-06-27 | 2011-08-05 |
| MAXIMUS INC | P | 2006-06-28 | 2011-08-05 |
| SCHOLASTIC CORP | P | 2004-08-24 | 2011-08-08 |
| STANCORP FINANCIAL GROUP INC | P | 2009-02-20 | 2011-08-08 |
| TRUSTMARK CORP | P | 2009-12-02 | 2011-08-08 |
| TRUSTMARK CORP | P | 2009-12-02 | 2011-08-09 |
| STANCORP FINANCIAL GROUP INC | P | 2009-02-20 | 2011-08-09 |
| STANCORP FINANCIAL GROUP INC | P | 2009-02-23 | 2011-08-09 |
| ENERGEN CORP | P | 2008-11-20 | 2011-08-09 |
| SCHOLASTIC CORP | P | 2004-08-24 | 2011-08-09 |
| SCHOLASTIC CORP | P | 2004-09-21 | 2011-08-09 |

Form 990PF Part IV - Capital Gains and Losses for Tax on Investment Income - Columns a - d

| (a) List and describe the kind(s) of property sold (e g , real estate, 2-story brick warehouse, or common stock, 200 shs MLC Co) | (b) How acquired P—Purchase D—Donation | (c) Date acquired (mo , day, yr) | (d) Date sold (mo , day, yr) |
|---|--|--------------------------------------|----------------------------------|
| SCHOLASTIC CORP | P | 2004-11-01 | 2011-08-09 |
| SCHOLASTIC CORP | P | 2004-11-09 | 2011-08-09 |
| SM ENERGY CO | P | 2004-06-09 | 2011-08-11 |
| SM ENERGY CO | P | 2004-06-09 | 2011-08-11 |
| SM ENERGY CO | P | 2007-03-23 | 2011-08-11 |
| INSIGHT ENTERPRISES INC | P | 2008-04-25 | 2011-08-18 |
| MAXIMUS INC | P | 2006-06-28 | 2011-08-18 |
| INSIGHT ENTERPRISES INC | P | 2008-04-25 | 2011-08-19 |
| APTARGROUP INC | P | 2002-12-20 | 2011-08-19 |
| APTARGROUP INC | P | 2004-07-27 | 2011-08-19 |
| MAXIMUS INC | P | 2006-06-28 | 2011-08-19 |
| MAXIMUS INC | P | 2006-06-30 | 2011-08-19 |
| MONRO MUFFLER BRAKE INC | P | 2007-04-30 | 2011-08-19 |
| MAXIMUS INC | P | 2006-06-30 | 2011-08-22 |
| INSIGHT ENTERPRISES INC | P | 2008-04-25 | 2011-08-22 |
| MAXIMUS INC | P | 2006-06-30 | 2011-08-23 |
| MAXIMUS INC | P | 2006-09-25 | 2011-08-23 |
| EL PASO ELECTRIC CO | P | 2004-07-27 | 2011-08-23 |
| MONRO MUFFLER BRAKE INC | P | 2007-04-30 | 2011-08-23 |
| OCEANEERING INTERNATIONAL INC | P | 2006-01-23 | 2011-08-26 |
| OCEANEERING INTERNATIONAL INC | P | 2006-01-23 | 2011-08-29 |
| WERNER ENTERPRISES INC | P | 2004-05-10 | 2011-09-06 |
| VECTREN CORPORATION | P | 2001-02-08 | 2011-09-06 |
| VALASSIS COMMUNICATIONS INC | P | 2011-03-29 | 2011-09-06 |
| UNITED STATIONERS INC | P | 2003-02-24 | 2011-09-06 |
| UNITED STATIONERS INC | P | 2003-11-20 | 2011-09-06 |
| URS CORP | P | 2007-04-27 | 2011-09-06 |
| UNISOURCE ENERGY | P | 2010-03-02 | 2011-09-06 |
| UNISOURCE ENERGY | P | 2010-03-02 | 2011-09-06 |
| UNITED BANKSHARES INC | P | 2007-11-05 | 2011-09-06 |

Form 990PF Part IV - Capital Gains and Losses for Tax on Investment Income - Columns a - d

| (a) List and describe the kind(s) of property sold (e g , real estate, 2-story brick warehouse, or common stock, 200 shs MLC Co) | (b) How acquired P—Purchase D—Donation | (c) Date acquired (mo , day, yr) | (d) Date sold (mo , day, yr) |
|--|--|--------------------------------------|----------------------------------|
| TWO HARBORS INVESTMENT CORP | P | 2011-07-15 | 2011-09-06 |
| TIDEWATER INC | P | 2010-06-07 | 2011-09-06 |
| TCF FINANCIAL CORP | P | 2008-05-23 | 2011-09-06 |
| SYKES ENTERPRISES INC | P | 2005-11-22 | 2011-09-06 |
| S Y BANCORP INC | P | 2006-03-06 | 2011-09-06 |
| STANDEX INTERNATIONAL CORP | P | 1998-12-15 | 2011-09-06 |
| STERIS CORP | P | 2009-05-06 | 2011-09-06 |
| S & T BANCORP INC | P | 2008-01-08 | 2011-09-06 |
| S & T BANCORP INC | P | 2008-01-09 | 2011-09-06 |
| SPARTAN STORES INC | P | 2007-11-07 | 2011-09-06 |
| SIGNET JEWELERS LTD | P | 2010-01-21 | 2011-09-06 |
| STEELCASE INC | P | 2010-02-26 | 2011-09-06 |
| REGENCY CENTERS | P | 2008-10-29 | 2011-09-06 |
| RYDER SYSTEM INC | P | 2003-09-15 | 2011-09-06 |
| HANCOCK HOLDING COMPANY | P | 2011-08-10 | 2011-09-06 |
| GLOBAL PAYMENTS INC | P | 2007-03-22 | 2011-09-06 |
| GLOBAL PAYMENTS INC | P | 2007-03-30 | 2011-09-06 |
| GRACO INC | P | 2002-12-20 | 2011-09-06 |
| FOOT LOCKER INC | P | 2007-11-05 | 2011-09-06 |
| FLUSHING FINANCIAL CORP | P | 2009-09-16 | 2011-09-06 |
| ENSTAR GROUP LTD | P | 2009-04-02 | 2011-09-06 |
| ENTERTAINMENT PROPERTIES TR | P | 2010-08-25 | 2011-09-06 |
| ENERSYS INC | P | 2010-04-01 | 2011-09-06 |
| ENERSYS INC | P | 2010-04-07 | 2011-09-06 |
| ENERSYS INC | P | 2010-04-08 | 2011-09-06 |
| ENDURANCE SPECIALTY HOLDINGS | P | 2004-12-09 | 2011-09-06 |
| ENERGEN CORP | P | 2008-11-20 | 2011-09-06 |
| ENERGEN CORP | P | 2009-10-05 | 2011-09-06 |
| EBIX INC | P | 2009-09-09 | 2011-09-06 |
| EBIX INC | P | 2009-09-10 | 2011-09-06 |

Form 990PF Part IV - Capital Gains and Losses for Tax on Investment Income - Columns a - d

| (a) List and describe the kind(s) of property sold (e g , real estate, 2-story brick warehouse, or common stock, 200 shs MLC Co) | (b) How acquired P—Purchase D—Donation | (c) Date acquired (mo , day, yr) | (d) Date sold (mo , day, yr) |
|---|--|--------------------------------------|----------------------------------|
| DELPHI FINANCIAL GROUP CL A | P | 2008-04-23 | 2011-09-06 |
| DANA HOLDING CORP | P | 2010-05-21 | 2011-09-06 |
| DANA HOLDING CORP | P | 2010-05-24 | 2011-09-06 |
| DANA HOLDING CORP | P | 2010-05-25 | 2011-09-06 |
| CYS INVESTMENTS | P | 2011-09-01 | 2011-09-06 |
| COVANCE INC | P | 2008-12-01 | 2011-09-06 |
| CHICO'S FAS INC | P | 2008-10-14 | 2011-09-06 |
| CAMPUS CREST COMMUNITIES INC | P | 2010-10-13 | 2011-09-06 |
| COMMERCE BANCSHARES INC | P | 2009-05-01 | 2011-09-06 |
| CHICAGO BRIDGE & IRON - NY SHR | P | 2008-10-22 | 2011-09-06 |
| CHICAGO BRIDGE & IRON - NY SHR | P | 2008-10-23 | 2011-09-06 |
| CACI INTERNATIONAL INC - CL A | P | 2007-02-27 | 2011-09-06 |
| BERRY PETROLEUM | P | 2010-05-17 | 2011-09-06 |
| BIOMED REIT | P | 2010-01-11 | 2011-09-06 |
| BELDEN CDT INC | P | 2004-05-05 | 2011-09-06 |
| AMERICAN GREETINGS CORP | P | 2011-02-23 | 2011-09-06 |
| ASSURANT INC | P | 2008-12-08 | 2011-09-06 |
| AIR METHODS CORP | P | 2008-06-12 | 2011-09-06 |
| ASPEN INSURANCE HOLDINGS LTD | P | 2007-09-12 | 2011-09-06 |
| HARSCO CORP | P | 2003-05-30 | 2011-09-06 |
| MINERALS TECHNOLOGIES INC | P | 2003-06-10 | 2011-09-06 |
| PIER1 IMPORTS | P | 2010-07-07 | 2011-09-06 |
| PIER1 IMPORTS | P | 2010-07-08 | 2011-09-06 |
| MYERS INDUSTRIES INC | P | 2008-02-11 | 2011-09-06 |
| MYERS INDUSTRIES INC | P | 2008-02-12 | 2011-09-06 |
| LEXMARK INTL | P | 2008-11-21 | 2011-09-06 |
| MACK-CALI REALTY CORPORATION | P | 2008-10-22 | 2011-09-06 |
| HCC INSURANCE HOLDINGS, INC | P | 2008-10-08 | 2011-09-06 |
| MOOG INC - CLASS A | P | 2004-04-28 | 2011-09-06 |
| LA-Z-BOY INC | P | 2010-08-30 | 2011-09-06 |

Form 990PF Part IV - Capital Gains and Losses for Tax on Investment Income - Columns a - d

| (a) List and describe the kind(s) of property sold (e g , real estate, 2-story brick warehouse, or common stock, 200 shs MLC Co) | (b) How acquired P—Purchase D—Donation | (c) Date acquired (mo , day, yr) | (d) Date sold (mo , day, yr) |
|--|--|--------------------------------------|----------------------------------|
| LA-Z-BOY INC | P | 2010-09-02 | 2011-09-06 |
| LTC PROPERTIES, INC | P | 2011-03-23 | 2011-09-06 |
| INSIGHT ENTERPRISES INC | P | 2008-04-25 | 2011-09-06 |
| INSIGHT ENTERPRISES INC | P | 2009-02-10 | 2011-09-06 |
| NATL PENN BCSHS INC | P | 2008-01-09 | 2011-09-06 |
| NATL PENN BCSHS INC | P | 2008-01-10 | 2011-09-06 |
| NATL PENN BCSHS INC | P | 2008-01-11 | 2011-09-06 |
| OMEGA HEALTHCARE INVESTORS, INC | P | 2011-08-11 | 2011-09-06 |
| OXFORD INDUSTRIES INC | P | 2000-04-10 | 2011-09-06 |
| OXFORD INDUSTRIES INC | P | 2007-10-09 | 2011-09-06 |
| OCEANEERING INTERNATIONAL INC | P | 2006-01-23 | 2011-09-06 |
| CARLISLE CO | P | 2009-12-17 | 2011-09-06 |
| CARLISLE CO | P | 2009-12-18 | 2011-09-06 |
| CARLISLE CO | P | 2009-12-21 | 2011-09-06 |
| MFA FINANCIAL REIT | P | 2010-05-20 | 2011-09-06 |
| LAKELAND FINANCIAL CORP | P | 2010-04-12 | 2011-09-06 |
| LAKELAND FINANCIAL CORP | P | 2010-05-04 | 2011-09-06 |
| KENNAMETAL INC | P | 2004-01-06 | 2011-09-06 |
| PANTRY INC | P | 2007-09-20 | 2011-09-06 |
| PANTRY INC | P | 2007-09-25 | 2011-09-06 |
| MONRO MUFFLER BRAKE INC | P | 2007-04-30 | 2011-09-06 |
| EL PASO ELECTRIC CO | P | 2004-07-27 | 2011-09-06 |
| COMTECH TELECOMMUNICATIONS CORP | P | 2007-03-05 | 2011-09-06 |
| COMTECH TELECOMMUNICATIONS CORP | P | 2009-03-10 | 2011-09-06 |
| SCOTTS MIRACLE-GRO COMPANY - CLASS A | P | 2002-12-20 | 2011-09-06 |
| SM ENERGY CO | P | 2007-03-23 | 2011-09-06 |
| AARON'S INC | P | 2007-07-25 | 2011-09-06 |
| H B FULLER CO | P | 2003-07-10 | 2011-09-06 |
| H B FULLER CO | P | 2003-07-10 | 2011-09-07 |
| SM ENERGY CO | P | 2007-03-23 | 2011-09-07 |

Form 990PF Part IV - Capital Gains and Losses for Tax on Investment Income - Columns a - d

| (a) List and describe the kind(s) of property sold (e g , real estate, 2-story brick warehouse, or common stock, 200 shs MLC Co) | (b) How acquired P—Purchase D—Donation | (c) Date acquired (mo , day, yr) | (d) Date sold (mo , day, yr) |
|--|--|--------------------------------------|----------------------------------|
| SM ENERGY CO | P | 2007-03-26 | 2011-09-07 |
| SCOTTS MIRACLE-GRO COMPANY - CLASS A | P | 2002-12-20 | 2011-09-07 |
| COMTECH TELECOMMUNICATIONS CORP | P | 2009-03-10 | 2011-09-07 |
| AARON'S INC | P | 2007-07-25 | 2011-09-07 |
| EL PASO ELECTRIC CO | P | 2004-07-27 | 2011-09-07 |
| APTARGROUP INC | P | 2004-07-27 | 2011-09-07 |
| REGENCY CENTERS | P | 2008-10-29 | 2011-09-07 |
| REGENCY CENTERS | P | 2008-10-30 | 2011-09-07 |
| REGENCY CENTERS | P | 2008-10-30 | 2011-09-08 |
| REGENCY CENTERS | P | 2008-11-12 | 2011-09-08 |
| SCOTTS MIRACLE-GRO COMPANY - CLASS A | P | 2002-12-20 | 2011-09-09 |
| CIBER INC | P | 2003-09-19 | 2011-09-09 |
| CIBER INC | P | 2003-09-22 | 2011-09-09 |
| CIBER INC | P | 2003-09-22 | 2011-09-12 |
| APTARGROUP INC | P | 2004-07-27 | 2011-09-12 |
| H B FULLER CO | P | 2003-07-10 | 2011-09-12 |
| CIBER INC | P | 2003-09-22 | 2011-09-13 |
| CIBER INC | P | 2003-09-23 | 2011-09-13 |
| H B FULLER CO | P | 2003-07-10 | 2011-09-13 |
| H B FULLER CO | P | 2003-07-10 | 2011-09-14 |
| COMTECH TELECOMMUNICATIONS CORP | P | 2009-03-10 | 2011-09-14 |
| AARON'S INC | P | 2007-07-25 | 2011-09-14 |
| CIBER INC | P | 2003-09-23 | 2011-09-15 |
| CIBER INC | P | 2003-11-20 | 2011-09-15 |
| TREX COMPANY, INC | P | 2010-10-27 | 2011-09-20 |
| TREX COMPANY, INC | P | 2010-10-27 | 2011-09-22 |
| SCOTTS MIRACLE-GRO COMPANY - CLASS A | P | 2002-12-20 | 2011-09-22 |
| APTARGROUP INC | P | 2004-07-27 | 2011-09-22 |
| EL PASO ELECTRIC CO | P | 2004-07-27 | 2011-09-22 |
| REGENCY CENTERS | P | 2008-11-12 | 2011-09-23 |

Form 990PF Part IV - Capital Gains and Losses for Tax on Investment Income - Columns a - d

| (a) List and describe the kind(s) of property sold (e g , real estate, 2-story brick warehouse, or common stock, 200 shs MLC Co) | (b) How acquired P—Purchase D—Donation | (c) Date acquired (mo , day, yr) | (d) Date sold (mo , day, yr) |
|---|--|--------------------------------------|----------------------------------|
| TREX COMPANY, INC | P | 2010-10-27 | 2011-09-26 |
| REGENCY CENTERS | P | 2008-11-12 | 2011-09-26 |
| REGENCY CENTERS | P | 2009-12-04 | 2011-09-26 |
| SCOTTS MIRACLE-GRO COMPANY - CLASS A | P | 2002-12-20 | 2011-09-26 |
| TREX COMPANY, INC | P | 2010-10-27 | 2011-09-27 |
| APTARGROUP INC | P | 2004-07-27 | 2011-09-27 |
| TREX COMPANY, INC | P | 2010-10-27 | 2011-09-28 |
| CHICAGO BRIDGE & IRON - NY SHR | P | 2008-10-23 | 2011-09-28 |
| LTC PROPERTIES, INC | P | 2011-03-23 | 2011-09-29 |
| EQUITY LIFESTYLE PROPERTIES | P | 2011-06-01 | 2011-09-29 |
| EQUITY LIFESTYLE PROPERTIES | P | 2011-06-02 | 2011-09-29 |
| HCC INSURANCE HOLDINGS, INC | P | 2008-10-08 | 2011-09-29 |
| HCC INSURANCE HOLDINGS, INC | P | 2008-10-09 | 2011-09-29 |
| EL PASO ELECTRIC CO | P | 2004-07-27 | 2011-09-29 |
| EL PASO ELECTRIC CO | P | 2004-07-27 | 2011-09-30 |
| EL PASO ELECTRIC CO | P | 2006-03-08 | 2011-09-30 |
| EQUITY LIFESTYLE PROPERTIES | P | 2011-06-02 | 2011-09-30 |
| EQUITY LIFESTYLE PROPERTIES | P | 2011-06-03 | 2011-09-30 |
| LTC PROPERTIES, INC | P | 2011-03-23 | 2011-09-30 |
| SCOTTS MIRACLE-GRO COMPANY - CLASS A | P | 2002-12-20 | 2011-09-30 |
| HCC INSURANCE HOLDINGS, INC | P | 2008-10-09 | 2011-10-03 |
| EQUITY LIFESTYLE PROPERTIES | P | 2011-06-03 | 2011-10-03 |
| LTC PROPERTIES, INC | P | 2011-03-23 | 2011-10-03 |
| LIFE TIME FITNESS INC | P | 2009-06-12 | 2011-10-03 |
| LIFE TIME FITNESS INC | P | 2009-06-15 | 2011-10-03 |
| LTC PROPERTIES, INC | P | 2011-03-23 | 2011-10-04 |
| EQUITY LIFESTYLE PROPERTIES | P | 2011-06-03 | 2011-10-04 |
| EQUITY LIFESTYLE PROPERTIES | P | 2011-06-10 | 2011-10-04 |
| LIFE TIME FITNESS INC | P | 2009-06-15 | 2011-10-04 |
| LIFE TIME FITNESS INC | P | 2009-06-22 | 2011-10-04 |

Form 990PF Part IV - Capital Gains and Losses for Tax on Investment Income - Columns a - d

| (a) List and describe the kind(s) of property sold (e g , real estate, 2-story brick warehouse, or common stock, 200 shs MLC Co) | (b) How acquired P—Purchase D—Donation | (c) Date acquired (mo , day, yr) | (d) Date sold (mo , day, yr) |
|---|--|--------------------------------------|----------------------------------|
| LIFE TIME FITNESS INC | P | 2009-06-22 | 2011-10-04 |
| SCOTTS MIRACLE-GRO COMPANY - CLASS A | P | 2002-12-20 | 2011-10-05 |
| LTC PROPERTIES, INC | P | 2011-03-23 | 2011-10-05 |
| LIFE TIME FITNESS INC | P | 2009-06-23 | 2011-10-05 |
| HCC INSURANCE HOLDINGS, INC | P | 2008-10-09 | 2011-10-06 |
| SCOTTS MIRACLE-GRO COMPANY - CLASS A | P | 2002-12-20 | 2011-10-06 |
| HCC INSURANCE HOLDINGS, INC | P | 2008-10-09 | 2011-10-07 |
| CIBER INC | P | 2003-11-20 | 2011-10-10 |
| LIFE TIME FITNESS INC | P | 2009-06-23 | 2011-10-10 |
| LIFE TIME FITNESS INC | P | 2009-07-08 | 2011-10-10 |
| CIBER INC | P | 2003-11-20 | 2011-10-12 |
| CHICAGO BRIDGE & IRON - NY SHR | P | 2008-10-23 | 2011-10-12 |
| CHICAGO BRIDGE & IRON - NY SHR | P | 2008-10-23 | 2011-10-24 |
| CHICAGO BRIDGE & IRON - NY SHR | P | 2008-10-23 | 2011-10-26 |
| CHICAGO BRIDGE & IRON - NY SHR | P | 2008-10-24 | 2011-10-26 |
| ENERGEN CORP | P | 2009-10-05 | 2011-10-27 |
| ENERGEN CORP | P | 2009-10-06 | 2011-10-27 |
| ENERGEN CORP | P | 2009-10-07 | 2011-10-27 |
| CIBER INC | P | 2003-11-20 | 2011-10-28 |
| CHICAGO BRIDGE & IRON - NY SHR | P | 2008-10-24 | 2011-10-28 |
| ENERGEN CORP | P | 2009-10-07 | 2011-10-28 |
| ENERGEN CORP | P | 2009-12-17 | 2011-10-28 |
| ENERGEN CORP | P | 2009-12-17 | 2011-11-03 |
| ENERGEN CORP | P | 2009-12-18 | 2011-11-03 |
| CIBER INC | P | 2003-11-20 | 2011-11-03 |
| CIBER INC | P | 2003-11-20 | 2011-11-08 |
| CHICAGO BRIDGE & IRON - NY SHR | P | 2008-10-24 | 2011-11-10 |
| OCEANEERING INTERNATIONAL INC | P | 2006-01-23 | 2011-11-18 |
| OCEANEERING INTERNATIONAL INC | P | 2006-01-25 | 2011-11-18 |
| CIBER INC | P | 2003-11-20 | 2011-11-28 |

Form 990PF Part IV - Capital Gains and Losses for Tax on Investment Income - Columns a - d

| (a) List and describe the kind(s) of property sold (e g , real estate, 2-story brick warehouse, or common stock, 200 shs MLC Co) | (b) How acquired P—Purchase D—Donation | (c) Date acquired (mo , day, yr) | (d) Date sold (mo , day, yr) |
|---|--|--------------------------------------|----------------------------------|
| EBIX INC | P | 2009-09-10 | 2011-11-30 |
| EBIX INC | P | 2009-10-12 | 2011-11-30 |
| OCEANEERING INTERNATIONAL INC | P | 2006-01-25 | 2011-11-30 |
| CIBER INC | P | 2003-11-20 | 2011-11-30 |
| EBIX INC | P | 2009-10-12 | 2011-12-01 |
| OCEANEERING INTERNATIONAL INC | P | 2006-01-25 | 2011-12-01 |
| OCEANEERING INTERNATIONAL INC | P | 2006-01-25 | 2011-12-02 |
| OCEANEERING INTERNATIONAL INC | P | 2010-06-01 | 2011-12-02 |
| EBIX INC | P | 2009-10-12 | 2011-12-02 |
| OCEANEERING INTERNATIONAL INC | P | 2010-06-01 | 2011-12-05 |
| EBIX INC | P | 2009-10-12 | 2011-12-05 |
| EBIX INC | P | 2009-10-13 | 2011-12-05 |
| SM ENERGY CO | P | 2009-10-05 | 2011-12-05 |
| SM ENERGY CO | P | 2009-10-06 | 2011-12-05 |
| EBIX INC | P | 2009-10-13 | 2011-12-06 |
| BBCN BANCORP INC | P | 2011-01-20 | 2011-12-08 |
| SCOTTS MIRACLE-GRO COMPANY - CLASS A | P | 2002-12-20 | 2011-12-07 |
| JACK IN THE BOX INC | P | 2004-05-27 | 2011-12-09 |
| JACK IN THE BOX INC | P | 2004-06-02 | 2011-12-09 |
| JACK IN THE BOX INC | P | 2004-06-02 | 2011-12-12 |
| JACK IN THE BOX INC | P | 2004-06-02 | 2011-12-13 |
| JACK IN THE BOX INC | P | 2008-05-21 | 2011-12-13 |
| SCOTTS MIRACLE-GRO COMPANY - CLASS A | P | 2002-12-20 | 2011-12-13 |
| SCOTTS MIRACLE-GRO COMPANY - CLASS A | P | 2002-12-20 | 2011-12-14 |
| SCOTTS MIRACLE-GRO COMPANY - CLASS A | P | 2002-12-20 | 2011-12-15 |
| JACK IN THE BOX INC | P | 2008-05-21 | 2011-12-15 |
| SCOTTS MIRACLE-GRO COMPANY - CLASS A | P | 2002-12-20 | 2011-12-16 |
| SCOTTS MIRACLE-GRO COMPANY - CLASS A | P | 2008-06-26 | 2011-12-16 |
| JACK IN THE BOX INC | P | 2008-05-21 | 2011-12-16 |
| SCOTTS MIRACLE-GRO COMPANY - CLASS A | P | 2008-06-26 | 2011-12-19 |

Form 990PF Part IV - Capital Gains and Losses for Tax on Investment Income - Columns a - d

| (a) List and describe the kind(s) of property sold (e g , real estate, 2-story brick warehouse, or common stock, 200 shs MLC Co) | (b) How acquired P—Purchase D—Donation | (c) Date acquired (mo , day, yr) | (d) Date sold (mo , day, yr) |
|---|--|--------------------------------------|----------------------------------|
| JACK IN THE BOX INC | P | 2008-05-21 | 2011-12-19 |
| JACK IN THE BOX INC | P | 2008-05-23 | 2011-12-19 |
| JACK IN THE BOX INC | P | 2008-05-23 | 2011-12-20 |
| JACK IN THE BOX INC | P | 2008-06-27 | 2011-12-20 |
| SCOTTS MIRACLE-GRO COMPANY - CLASS A | P | 2008-06-26 | 2011-12-20 |
| SCOTTS MIRACLE-GRO COMPANY - CLASS A | P | 2008-06-26 | 2011-12-21 |
| JACK IN THE BOX INC | P | 2008-06-27 | 2011-12-21 |
| JACK IN THE BOX INC | P | 2010-01-13 | 2011-12-21 |
| JACK IN THE BOX INC | P | 2010-01-20 | 2011-12-21 |
| SCOTTS MIRACLE-GRO COMPANY - CLASS A | P | 2008-06-26 | 2011-12-22 |
| COMMERCE BANCSHARES INC | P | 2009-05-01 | 2011-12-27 |
| SCOTTS MIRACLE-GRO COMPANY - CLASS A | P | 2008-06-26 | 2011-12-23 |
| SCOTTS MIRACLE-GRO COMPANY - CLASS A | P | 2009-12-16 | 2011-12-23 |
| JACK IN THE BOX INC | P | 2010-01-20 | 2011-12-23 |
| JACK IN THE BOX INC | P | 2010-01-22 | 2011-12-23 |
| EBIX INC | P | 2009-10-13 | 2011-12-27 |
| EBIX INC | P | 2009-10-14 | 2011-12-27 |
| EBIX INC | P | 2009-10-15 | 2011-12-27 |
| JACK IN THE BOX INC | P | 2010-01-22 | 2011-12-27 |
| SCOTTS MIRACLE-GRO COMPANY - CLASS A | P | 2009-12-16 | 2011-12-27 |
| SCOTTS MIRACLE-GRO COMPANY - CLASS A | P | 2009-12-17 | 2011-12-27 |
| CIBER INC | P | 2003-11-20 | 2011-12-27 |
| CIBER INC | P | 2003-11-25 | 2011-12-27 |
| ALEXANDRIA REAL ESTATE EST | P | 2011-02-07 | 2011-02-07 |
| CYPRESS SHARPRIDGE | P | 2011-02-07 | 2011-09-01 |
| ENTERTAINMENT PROPERTIES TR | P | 2011-02-07 | 2011-02-07 |
| RAMCO-GERSHENSON PROPERTIES | P | 2011-02-07 | 2011-02-07 |
| REGENCY CENTERS | P | 2011-02-07 | 2011-02-07 |
| CYS INVESTMENTS | P | 2011-09-01 | 2011-09-01 |
| TERADATA CORP | P | 2009-05-26 | 2011-01-05 |

Form 990PF Part IV - Capital Gains and Losses for Tax on Investment Income - Columns a - d

| (a) List and describe the kind(s) of property sold (e g , real estate, 2-story brick warehouse, or common stock, 200 shs MLC Co) | (b) How acquired P—Purchase D—Donation | (c) Date acquired (mo , day, yr) | (d) Date sold (mo , day, yr) |
|---|--|--------------------------------------|----------------------------------|
| TERADATA CORP | P | 2009-05-26 | 2011-01-06 |
| TERADATA CORP | P | 2010-05-20 | 2011-01-06 |
| TERADATA CORP | P | 2010-05-20 | 2011-01-07 |
| TERADATA CORP | P | 2010-05-20 | 2011-01-10 |
| TERADATA CORP | P | 2010-05-20 | 2011-01-11 |
| TERADATA CORP | P | 2010-05-20 | 2011-01-12 |
| TERADATA CORP | P | 2010-05-21 | 2011-01-12 |
| SARA LEE CORP | P | 2007-08-03 | 2011-01-13 |
| TERADATA CORP | P | 2010-05-21 | 2011-01-13 |
| TERADATA CORP | P | 2010-05-24 | 2011-01-13 |
| TERADATA CORP | P | 2010-05-24 | 2011-01-14 |
| TERADATA CORP | P | 2010-05-25 | 2011-01-14 |
| SARA LEE CORP | P | 2007-08-03 | 2011-01-14 |
| SARA LEE CORP | P | 2007-08-09 | 2011-01-14 |
| SARA LEE CORP | P | 2007-08-09 | 2011-01-18 |
| CARLISLE CO | P | 2009-11-24 | 2011-01-18 |
| CARLISLE CO | P | 2009-11-25 | 2011-01-18 |
| TERADATA CORP | P | 2010-05-25 | 2011-01-18 |
| SARA LEE CORP | P | 2007-08-09 | 2011-01-19 |
| CARLISLE CO | P | 2009-11-25 | 2011-01-19 |
| CARLISLE CO | P | 2009-11-25 | 2011-01-20 |
| CARLISLE CO | P | 2009-11-30 | 2011-01-20 |
| SARA LEE CORP | P | 2007-08-09 | 2011-01-20 |
| UNITED RENTALS INC | P | 2008-10-13 | 2011-01-20 |
| UNITED RENTALS INC | P | 2008-10-13 | 2011-01-21 |
| CARLISLE CO | P | 2009-11-30 | 2011-01-21 |
| CARLISLE CO | P | 2009-12-01 | 2011-01-21 |
| HONEYWELL INTERNATIONAL INC | P | 2003-03-28 | 2011-01-24 |
| HONEYWELL INTERNATIONAL INC | P | 2004-02-02 | 2011-01-24 |
| SANOFI-AVENTIS ADR | P | 2006-05-23 | 2011-01-24 |

Form 990PF Part IV - Capital Gains and Losses for Tax on Investment Income - Columns a - d

| (a) List and describe the kind(s) of property sold (e g , real estate, 2-story brick warehouse, or common stock, 200 shs MLC Co) | (b) How acquired P—Purchase D—Donation | (c) Date acquired (mo , day, yr) | (d) Date sold (mo , day, yr) |
|--|--|--------------------------------------|----------------------------------|
| SANOFI-AVENTIS ADR | P | 2006-05-24 | 2011-01-24 |
| DISNEY | P | 2001-12-18 | 2011-01-24 |
| BRISTOL MYERS SQUIBB | P | 2005-04-15 | 2011-01-24 |
| CARLISLE CO | P | 2009-12-01 | 2011-01-24 |
| CARLISLE CO | P | 2009-12-02 | 2011-01-24 |
| DOVER CORP | P | 2003-07-17 | 2011-01-24 |
| INTL BUSINESS MACHINES CORPORATION | P | 2009-02-25 | 2011-01-24 |
| SARA LEE CORP | P | 2007-08-09 | 2011-01-25 |
| CARLISLE CO | P | 2009-12-02 | 2011-01-25 |
| CARLISLE CO | P | 2009-12-03 | 2011-01-25 |
| SARA LEE CORP | P | 2007-08-09 | 2011-01-26 |
| SARA LEE CORP | P | 2007-08-13 | 2011-01-26 |
| CARLISLE CO | P | 2009-12-03 | 2011-01-26 |
| CARLISLE CO | P | 2009-12-04 | 2011-01-26 |
| CARLISLE CO | P | 2009-12-07 | 2011-01-26 |
| SARA LEE CORP | P | 2007-08-13 | 2011-01-27 |
| MICROCHIP TECHNOLOGY INC | P | 2010-06-17 | 2011-02-07 |
| SIMON PROPERTY GROUP INC | P | 2010-06-17 | 2011-02-07 |
| MICROCHIP TECHNOLOGY INC | P | 2006-04-10 | 2011-02-04 |
| MICROCHIP TECHNOLOGY INC | P | 2006-04-10 | 2011-02-07 |
| BRISTOL MYERS SQUIBB | P | 2005-04-15 | 2011-02-07 |
| BRISTOL MYERS SQUIBB | P | 2006-09-15 | 2011-02-07 |
| BRISTOL MYERS SQUIBB | P | 2007-11-27 | 2011-02-07 |
| BRISTOL MYERS SQUIBB | P | 2008-01-18 | 2011-02-07 |
| BRISTOL MYERS SQUIBB | P | 2008-01-22 | 2011-02-07 |
| BECKMAN COULTER INC | P | 2008-12-09 | 2011-02-07 |
| BECKMAN COULTER INC | P | 2008-12-10 | 2011-02-07 |
| BECKMAN COULTER INC | P | 2008-12-11 | 2011-02-07 |
| BECKMAN COULTER INC | P | 2008-12-15 | 2011-02-07 |
| BECKMAN COULTER INC | P | 2009-05-19 | 2011-02-07 |

Form 990PF Part IV - Capital Gains and Losses for Tax on Investment Income - Columns a - d

| (a) List and describe the kind(s) of property sold (e g , real estate, 2-story brick warehouse, or common stock, 200 shs MLC Co) | (b) How acquired P—Purchase D—Donation | (c) Date acquired (mo , day, yr) | (d) Date sold (mo , day, yr) |
|--|--|--------------------------------------|----------------------------------|
| BECKMAN COULTER INC | P | 2009-11-11 | 2011-02-07 |
| BECKMAN COULTER INC | P | 2009-12-12 | 2011-02-07 |
| MICROCHIP TECHNOLOGY INC | P | 2006-04-10 | 2011-02-08 |
| MICROCHIP TECHNOLOGY INC | P | 2006-04-11 | 2011-02-09 |
| MICROCHIP TECHNOLOGY INC | P | 2006-04-10 | 2011-02-09 |
| MICROCHIP TECHNOLOGY INC | P | 2006-04-11 | 2011-02-10 |
| BORGWARNER INC | P | 2008-10-14 | 2011-02-11 |
| MICROCHIP TECHNOLOGY INC | P | 2006-04-11 | 2011-02-11 |
| BORGWARNER INC | P | 2008-10-14 | 2011-02-14 |
| UNITED RENTALS INC | P | 2008-10-13 | 2011-02-14 |
| MICROCHIP TECHNOLOGY INC | P | 2008-10-10 | 2011-02-14 |
| UNITED RENTALS INC | P | 2008-10-13 | 2011-02-15 |
| MICROCHIP TECHNOLOGY INC | P | 2008-10-10 | 2011-02-15 |
| BORGWARNER INC | P | 2008-10-14 | 2011-02-15 |
| APACHE CORP | P | 2010-05-20 | 2011-02-16 |
| ILLINOIS TOOL WORKS INC | P | 2006-10-02 | 2011-02-16 |
| HONEYWELL INTERNATIONAL INC | P | 2004-02-02 | 2011-02-16 |
| INTEL | P | 2004-08-27 | 2011-02-16 |
| FAMILY DOLLAR STORES INC | P | 2007-12-24 | 2011-02-16 |
| LINCOLN NATIONAL CORPORATION | P | 2008-03-18 | 2011-02-16 |
| LINCOLN NATIONAL CORPORATION | P | 2008-07-22 | 2011-02-16 |
| LINCOLN NATIONAL CORPORATION | P | 2008-07-22 | 2011-02-16 |
| LINCOLN NATIONAL CORPORATION | P | 2008-09-30 | 2011-02-16 |
| J P MORGAN CHASE & CO | P | 2005-10-24 | 2011-02-16 |
| UNITED RENTALS INC | P | 2008-10-13 | 2011-02-16 |
| DOVER CORP | P | 2008-10-28 | 2011-02-16 |
| DOVER CORP | P | 2008-10-29 | 2011-02-16 |
| DISNEY | P | 2001-12-18 | 2011-02-16 |
| METLIFE INC | P | 2002-12-20 | 2011-02-16 |
| MICROCHIP TECHNOLOGY INC | P | 2008-10-10 | 2011-02-16 |

Form 990PF Part IV - Capital Gains and Losses for Tax on Investment Income - Columns a - d

| (a) List and describe the kind(s) of property sold (e g , real estate, 2-story brick warehouse, or common stock, 200 shs MLC Co) | (b) How acquired P—Purchase D—Donation | (c) Date acquired (mo , day, yr) | (d) Date sold (mo , day, yr) |
|--|--|--------------------------------------|----------------------------------|
| STEELCASE INC | P | 2008-06-18 | 2011-02-16 |
| STEELCASE INC | P | 2008-06-27 | 2011-02-16 |
| STEELCASE INC | P | 2008-07-15 | 2011-02-16 |
| STEELCASE INC | P | 2008-07-16 | 2011-02-16 |
| STEELCASE INC | P | 2008-07-21 | 2011-02-16 |
| DOVER CORP | P | 2008-10-28 | 2011-02-16 |
| AUTO DATA PROCESSING | P | 2009-03-30 | 2011-02-16 |
| EXXON MOBIL CORPORATION | P | 2002-12-20 | 2011-02-16 |
| ROYAL DUTCH SHELL PLC-ADR A | P | 2005-07-22 | 2011-02-16 |
| LEGG MASON INC | P | 2008-07-23 | 2011-02-16 |
| BORGWARNER INC | P | 2008-10-14 | 2011-02-16 |
| BORGWARNER INC | P | 2008-10-14 | 2011-02-17 |
| UNITED RENTALS INC | P | 2008-10-13 | 2011-02-17 |
| MICROCHIP TECHNOLOGY INC | P | 2008-10-10 | 2011-02-17 |
| FAMILY DOLLAR STORES INC | P | 2007-12-24 | 2011-02-17 |
| FAMILY DOLLAR STORES INC | P | 2007-12-24 | 2011-02-18 |
| MICROCHIP TECHNOLOGY INC | P | 2008-10-10 | 2011-02-18 |
| MICROCHIP TECHNOLOGY INC | P | 2009-01-15 | 2011-02-18 |
| UNITED RENTALS INC | P | 2008-10-13 | 2011-02-18 |
| BORGWARNER INC | P | 2008-10-14 | 2011-02-18 |
| BORGWARNER INC | P | 2008-10-14 | 2011-02-22 |
| MICROCHIP TECHNOLOGY INC | P | 2009-01-15 | 2011-02-22 |
| BORGWARNER INC | P | 2008-10-14 | 2011-02-23 |
| MICROCHIP TECHNOLOGY INC | P | 2009-01-15 | 2011-02-23 |
| MICROCHIP TECHNOLOGY INC | P | 2009-01-16 | 2011-02-23 |
| MICROCHIP TECHNOLOGY INC | P | 2009-01-16 | 2011-02-24 |
| MICROCHIP TECHNOLOGY INC | P | 2009-01-20 | 2011-02-24 |
| MICROCHIP TECHNOLOGY INC | P | 2009-01-20 | 2011-02-25 |
| MICROCHIP TECHNOLOGY INC | P | 2009-01-20 | 2011-02-28 |
| MICROCHIP TECHNOLOGY INC | P | 2009-01-21 | 2011-02-28 |

Form 990PF Part IV - Capital Gains and Losses for Tax on Investment Income - Columns a - d

| (a) List and describe the kind(s) of property sold (e g , real estate, 2-story brick warehouse, or common stock, 200 shs MLC Co) | (b) How acquired P—Purchase D—Donation | (c) Date acquired (mo , day, yr) | (d) Date sold (mo , day, yr) |
|---|--|--------------------------------------|----------------------------------|
| BECKMAN COULTER INC | P | 2009-11-12 | 2011-03-02 |
| BECKMAN COULTER INC | P | 2009-11-13 | 2011-03-02 |
| BORGWARNER INC | P | 2008-10-14 | 2011-03-02 |
| SIMON PROPERTY GROUP INC | P | 2008-10-23 | 2011-03-02 |
| SIMON PROPERTY GROUP INC | P | 2008-12-29 | 2011-03-02 |
| UNITED RENTALS INC | P | 2008-10-13 | 2011-03-02 |
| BECKMAN COULTER INC | P | 2009-11-13 | 2011-03-03 |
| BECKMAN COULTER INC | P | 2009-11-16 | 2011-03-03 |
| SIMON PROPERTY GROUP INC | P | 2008-12-29 | 2011-03-03 |
| UNITED RENTALS INC | P | 2008-10-13 | 2011-03-04 |
| UNITED RENTALS INC | P | 2008-10-13 | 2011-03-07 |
| SIMON PROPERTY GROUP INC | P | 2008-12-29 | 2011-03-07 |
| UNITED RENTALS INC | P | 2008-10-13 | 2011-03-08 |
| UNITED RENTALS INC | P | 2008-12-02 | 2011-03-08 |
| BECKMAN COULTER INC | P | 2009-11-16 | 2011-03-08 |
| BECKMAN COULTER INC | P | 2009-11-17 | 2011-03-08 |
| UNITED RENTALS INC | P | 2008-12-02 | 2011-03-09 |
| BECKMAN COULTER INC | P | 2009-11-17 | 2011-03-09 |
| BECKMAN COULTER INC | P | 2009-11-17 | 2011-03-10 |
| BECKMAN COULTER INC | P | 2009-11-18 | 2011-03-10 |
| SIMON PROPERTY GROUP INC | P | 2008-12-29 | 2011-03-10 |
| UNITED RENTALS INC | P | 2008-12-02 | 2011-03-10 |
| UNITED RENTALS INC | P | 2008-12-02 | 2011-03-11 |
| AUTO DATA PROCESSING | P | 2009-03-30 | 2011-03-11 |
| BECKMAN COULTER INC | P | 2009-11-18 | 2011-03-11 |
| BECKMAN COULTER INC | P | 2009-11-19 | 2011-03-11 |
| CHEVRONTEXACO CORP | P | 2002-08-23 | 2011-03-11 |
| BECKMAN COULTER INC | P | 2010-05-21 | 2011-03-14 |
| BECKMAN COULTER INC | P | 2009-11-19 | 2011-03-14 |
| UNITED RENTALS INC | P | 2008-12-02 | 2011-03-14 |

Form 990PF Part IV - Capital Gains and Losses for Tax on Investment Income - Columns a - d

| (a) List and describe the kind(s) of property sold (e g , real estate, 2-story brick warehouse, or common stock, 200 shs MLC Co) | (b) How acquired P—Purchase D—Donation | (c) Date acquired (mo , day, yr) | (d) Date sold (mo , day, yr) |
|--|--|--------------------------------------|----------------------------------|
| UNITED RENTALS INC | P | 2008-12-02 | 2011-03-15 |
| BECKMAN COULTER INC | P | 2010-05-21 | 2011-03-15 |
| BECKMAN COULTER INC | P | 2010-05-24 | 2011-03-15 |
| SIMON PROPERTY GROUP INC | P | 2008-12-29 | 2011-03-21 |
| COMPUTER SCIENCES CORP | P | 2006-09-14 | 2011-03-23 |
| WERNER ENTERPRISES INC | P | 2005-06-08 | 2011-03-23 |
| ALLSTATE | P | 2002-12-20 | 2011-03-23 |
| WERNER ENTERPRISES INC | P | 2005-06-08 | 2011-03-24 |
| WERNER ENTERPRISES INC | P | 2005-06-08 | 2011-03-25 |
| ALLSTATE | P | 2002-12-20 | 2011-03-28 |
| SIMON PROPERTY GROUP INC | P | 2008-12-29 | 2011-03-28 |
| SIMON PROPERTY GROUP INC | P | 2008-12-29 | 2011-03-29 |
| WERNER ENTERPRISES INC | P | 2005-06-08 | 2011-03-30 |
| SIMON PROPERTY GROUP INC | P | 2008-12-29 | 2011-03-30 |
| ALLSTATE | P | 2002-12-20 | 2011-03-30 |
| UNITED RENTALS INC | P | 2008-12-02 | 2011-04-05 |
| ENDURANCE SPECIALTY HOLDINGS | P | 2007-12-21 | 2011-04-06 |
| ENDURANCE SPECIALTY HOLDINGS | P | 2007-12-21 | 2011-04-07 |
| ENDURANCE SPECIALTY HOLDINGS | P | 2007-12-21 | 2011-04-08 |
| ENDURANCE SPECIALTY HOLDINGS | P | 2007-12-21 | 2011-04-11 |
| ENDURANCE SPECIALTY HOLDINGS | P | 2007-12-21 | 2011-04-12 |
| ENDURANCE SPECIALTY HOLDINGS | P | 2007-12-21 | 2011-04-13 |
| ENDURANCE SPECIALTY HOLDINGS | P | 2007-12-21 | 2011-04-14 |
| ENDURANCE SPECIALTY HOLDINGS | P | 2007-12-21 | 2011-04-15 |
| ENDURANCE SPECIALTY HOLDINGS | P | 2007-12-21 | 2011-04-18 |
| ENDURANCE SPECIALTY HOLDINGS | P | 2007-12-21 | 2011-04-20 |
| ENDURANCE SPECIALTY HOLDINGS | P | 2007-12-21 | 2011-04-21 |
| ENDURANCE SPECIALTY HOLDINGS | P | 2007-12-21 | 2011-04-25 |
| ENDURANCE SPECIALTY HOLDINGS | P | 2007-12-21 | 2011-04-26 |
| ENDURANCE SPECIALTY HOLDINGS | P | 2007-12-21 | 2011-04-27 |

Form 990PF Part IV - Capital Gains and Losses for Tax on Investment Income - Columns a - d

| (a) List and describe the kind(s) of property sold (e g , real estate, 2-story brick warehouse, or common stock, 200 shs MLC Co) | (b) How acquired P—Purchase D—Donation | (c) Date acquired (mo , day, yr) | (d) Date sold (mo , day, yr) |
|---|--|--------------------------------------|----------------------------------|
| ROYAL DUTCH SHELL PLC-ADR A | P | 2005-07-22 | 2011-04-27 |
| ENDURANCE SPECIALTY HOLDINGS | P | 2007-12-21 | 2011-04-28 |
| ENDURANCE SPECIALTY HOLDINGS | P | 2008-10-13 | 2011-04-28 |
| ENDURANCE SPECIALTY HOLDINGS | P | 2008-10-13 | 2011-04-29 |
| ENDURANCE SPECIALTY HOLDINGS | P | 2009-06-08 | 2011-04-29 |
| ENDURANCE SPECIALTY HOLDINGS | P | 2009-06-09 | 2011-04-29 |
| ENDURANCE SPECIALTY HOLDINGS | P | 2009-06-10 | 2011-04-29 |
| ENDURANCE SPECIALTY HOLDINGS | P | 2009-06-11 | 2011-04-29 |
| SIMON PROPERTY GROUP INC | P | 2008-12-29 | 2011-05-26 |
| SARA LEE CORP | P | 2007-08-13 | 2011-05-26 |
| RR DONNELLEY & SONS CO | P | 2008-09-25 | 2011-05-26 |
| RR DONNELLEY & SONS CO | P | 2008-10-20 | 2011-05-26 |
| SARA LEE CORP | P | 2007-08-13 | 2011-05-27 |
| SIMON PROPERTY GROUP INC | P | 2008-12-29 | 2011-05-27 |
| SIMON PROPERTY GROUP INC | P | 2009-01-12 | 2011-05-27 |
| RR DONNELLEY & SONS CO | P | 2008-10-20 | 2011-05-27 |
| NOKIA CORP - SPONSORED ADR A | P | 2010-09-07 | 2011-05-31 |
| NOKIA CORP - SPONSORED ADR A | P | 2004-07-19 | 2011-05-31 |
| NOKIA CORP - SPONSORED ADR A | P | 2004-09-09 | 2011-05-31 |
| NOKIA CORP - SPONSORED ADR A | P | 2005-04-13 | 2011-05-31 |
| NOKIA CORP - SPONSORED ADR A | P | 2008-06-20 | 2011-05-31 |
| NOKIA CORP - SPONSORED ADR A | P | 2008-09-19 | 2011-05-31 |
| NOKIA CORP - SPONSORED ADR A | P | 2008-10-09 | 2011-05-31 |
| NOKIA CORP - SPONSORED ADR A | P | 2008-12-16 | 2011-05-31 |
| NOKIA CORP - SPONSORED ADR A | P | 2008-12-26 | 2011-05-31 |
| NOKIA CORP - SPONSORED ADR A | P | 2009-02-23 | 2011-05-31 |
| NOKIA CORP - SPONSORED ADR A | P | 2010-01-07 | 2011-05-31 |
| NOKIA CORP - SPONSORED ADR A | P | 2010-01-28 | 2011-05-31 |
| SIMON PROPERTY GROUP INC | P | 2009-01-12 | 2011-05-31 |
| SARA LEE CORP | P | 2007-08-13 | 2011-05-31 |

Form 990PF Part IV - Capital Gains and Losses for Tax on Investment Income - Columns a - d

| (a) List and describe the kind(s) of property sold (e g , real estate, 2-story brick warehouse, or common stock, 200 shs MLC Co) | (b) How acquired P—Purchase D—Donation | (c) Date acquired (mo , day, yr) | (d) Date sold (mo , day, yr) |
|--|--|--------------------------------------|----------------------------------|
| SARA LEE CORP | P | 2007-08-14 | 2011-05-31 |
| SARA LEE CORP | P | 2007-08-14 | 2011-06-01 |
| BECKMAN COULTER INC | P | 2010-07-23 | 2011-06-03 |
| BECKMAN COULTER INC | P | 2010-05-25 | 2011-06-03 |
| BECKMAN COULTER INC | P | 2010-07-23 | 2011-06-06 |
| BECKMAN COULTER INC | P | 2010-07-26 | 2011-06-06 |
| BECKMAN COULTER INC | P | 2010-07-27 | 2011-06-06 |
| UNILEVER NV - NY SHARES | P | 2007-08-15 | 2011-06-10 |
| DISNEY | P | 2001-12-18 | 2011-06-10 |
| SIMON PROPERTY GROUP INC | P | 2009-01-12 | 2011-06-13 |
| DISNEY | P | 2001-12-18 | 2011-06-13 |
| RUDDICK CORP | P | 2005-06-24 | 2011-06-13 |
| UNILEVER NV - NY SHARES | P | 2007-08-15 | 2011-06-13 |
| DISNEY | P | 2001-12-18 | 2011-06-14 |
| SIMON PROPERTY GROUP INC | P | 2009-01-12 | 2011-06-14 |
| UNILEVER NV - NY SHARES | P | 2007-08-15 | 2011-06-14 |
| UNILEVER NV - NY SHARES | P | 2007-08-15 | 2011-06-16 |
| DISNEY | P | 2001-12-18 | 2011-06-16 |
| SIMON PROPERTY GROUP INC | P | 2009-01-12 | 2011-06-16 |
| SIMON PROPERTY GROUP INC | P | 2009-01-12 | 2011-06-17 |
| DISNEY | P | 2001-12-18 | 2011-06-17 |
| UNILEVER NV - NY SHARES | P | 2007-08-15 | 2011-06-17 |
| UNILEVER NV - NY SHARES | P | 2007-08-15 | 2011-06-20 |
| UNILEVER NV - NY SHARES | P | 2007-11-27 | 2011-06-20 |
| SIMON PROPERTY GROUP INC | P | 2009-01-12 | 2011-06-20 |
| DISNEY | P | 2001-12-18 | 2011-06-21 |
| UNILEVER NV - NY SHARES | P | 2007-11-27 | 2011-06-21 |
| UNILEVER NV - NY SHARES | P | 2008-06-20 | 2011-06-21 |
| SIMON PROPERTY GROUP INC | P | 2009-01-12 | 2011-06-21 |
| SIMON PROPERTY GROUP INC | P | 2009-02-13 | 2011-06-21 |

Form 990PF Part IV - Capital Gains and Losses for Tax on Investment Income - Columns a - d

| (a) List and describe the kind(s) of property sold (e g , real estate, 2-story brick warehouse, or common stock, 200 shs MLC Co) | (b) How acquired P—Purchase D—Donation | (c) Date acquired (mo , day, yr) | (d) Date sold (mo , day, yr) |
|--|--|--------------------------------------|----------------------------------|
| UNILEVER NV - NY SHARES | P | 2008-06-20 | 2011-06-22 |
| DISNEY | P | 2001-12-18 | 2011-06-22 |
| DISNEY | P | 2009-02-10 | 2011-06-22 |
| SIMON PROPERTY GROUP INC | P | 2009-02-13 | 2011-06-22 |
| DISNEY | P | 2009-02-10 | 2011-06-23 |
| UNILEVER NV - NY SHARES | P | 2011-02-07 | 2011-06-23 |
| UNILEVER NV - NY SHARES | P | 2008-06-20 | 2011-06-23 |
| SIMON PROPERTY GROUP INC | P | 2009-02-13 | 2011-06-23 |
| DISNEY | P | 2009-02-10 | 2011-06-24 |
| UNILEVER NV - NY SHARES | P | 2011-02-07 | 2011-06-24 |
| SIMON PROPERTY GROUP INC | P | 2009-02-13 | 2011-06-24 |
| SIMON PROPERTY GROUP INC | P | 2009-03-19 | 2011-06-24 |
| SIMON PROPERTY GROUP INC | P | 2009-06-22 | 2011-06-24 |
| SIMON PROPERTY GROUP INC | P | 2009-09-18 | 2011-06-24 |
| SIMON PROPERTY GROUP INC | P | 2009-12-18 | 2011-06-24 |
| 3M COMPANY | P | 2007-05-16 | 2011-07-21 |
| INTL BUSINESS MACHINES CORPORATION | P | 2009-02-25 | 2011-07-21 |
| FAMILY DOLLAR STORES INC | P | 2007-12-24 | 2011-07-22 |
| FAMILY DOLLAR STORES INC | P | 2007-12-24 | 2011-07-25 |
| FAMILY DOLLAR STORES INC | P | 2007-12-24 | 2011-07-26 |
| FAMILY DOLLAR STORES INC | P | 2009-09-24 | 2011-07-26 |
| FAMILY DOLLAR STORES INC | P | 2009-09-24 | 2011-07-27 |
| FAMILY DOLLAR STORES INC | P | 2009-09-25 | 2011-07-27 |
| FAMILY DOLLAR STORES INC | P | 2009-09-25 | 2011-07-28 |
| FAMILY DOLLAR STORES INC | P | 2009-09-25 | 2011-07-29 |
| BANK OF AMERICA CORP | P | 2010-11-12 | 2011-08-05 |
| ILLINOIS TOOL WORKS INC | P | 2006-10-02 | 2011-08-08 |
| ILLINOIS TOOL WORKS INC | P | 2008-06-20 | 2011-08-08 |
| ILLINOIS TOOL WORKS INC | P | 2008-10-29 | 2011-08-08 |
| ILLINOIS TOOL WORKS INC | P | 2008-10-29 | 2011-08-09 |

Form 990PF Part IV - Capital Gains and Losses for Tax on Investment Income - Columns a - d

| (a) List and describe the kind(s) of property sold (e g , real estate, 2-story brick warehouse, or common stock, 200 shs MLC Co) | (b) How acquired P—Purchase D—Donation | (c) Date acquired (mo , day, yr) | (d) Date sold (mo , day, yr) |
|--|--|--------------------------------------|----------------------------------|
| ILLINOIS TOOL WORKS INC | P | 2009-04-22 | 2011-08-09 |
| ILLINOIS TOOL WORKS INC | P | 2009-04-23 | 2011-08-09 |
| VF CORP | P | 2002-08-26 | 2011-08-09 |
| VF CORP | P | 2002-12-05 | 2011-08-09 |
| AUTO DATA PROCESSING | P | 2009-03-30 | 2011-08-09 |
| INTL BUSINESS MACHINES CORPORATION | P | 2009-02-25 | 2011-08-09 |
| KIMBERLY CLARK CORP | P | 2001-07-24 | 2011-08-09 |
| RUDDICK CORP | P | 2005-06-24 | 2011-08-10 |
| BEMIS COMPANY | P | 2010-01-27 | 2011-08-10 |
| PINNACLE WEST CAPITAL | P | 2002-12-20 | 2011-08-10 |
| APTARGROUP INC | P | 2002-04-26 | 2011-08-10 |
| QEP RES INC | P | 2010-07-01 | 2011-08-10 |
| VF CORP | P | 2002-12-05 | 2011-08-10 |
| VF CORP | P | 2002-12-05 | 2011-08-11 |
| APTARGROUP INC | P | 2002-04-26 | 2011-08-11 |
| APTARGROUP INC | P | 2005-10-10 | 2011-08-11 |
| BEMIS COMPANY | P | 2010-01-27 | 2011-08-11 |
| BEMIS COMPANY | P | 2010-01-28 | 2011-08-11 |
| QEP RES INC | P | 2010-07-01 | 2011-08-11 |
| PINNACLE WEST CAPITAL | P | 2002-12-20 | 2011-08-11 |
| RUDDICK CORP | P | 2005-06-24 | 2011-08-11 |
| RUDDICK CORP | P | 2005-06-30 | 2011-08-11 |
| RUDDICK CORP | P | 2005-06-30 | 2011-08-12 |
| RUDDICK CORP | P | 2005-07-01 | 2011-08-12 |
| RUDDICK CORP | P | 2005-07-01 | 2011-08-15 |
| RUDDICK CORP | P | 2005-07-06 | 2011-08-15 |
| ARC CAPITAL GROUP | P | 2009-11-12 | 2011-08-18 |
| ARC CAPITAL GROUP | P | 2009-11-11 | 2011-08-18 |
| RUDDICK CORP | P | 2005-07-06 | 2011-08-18 |
| RUDDICK CORP | P | 2005-07-07 | 2011-08-18 |

Form 990PF Part IV - Capital Gains and Losses for Tax on Investment Income - Columns a - d

| (a) List and describe the kind(s) of property sold (e g , real estate, 2-story brick warehouse, or common stock, 200 shs MLC Co) | (b) How acquired P—Purchase D—Donation | (c) Date acquired (mo , day, yr) | (d) Date sold (mo , day, yr) |
|--|--|--------------------------------------|----------------------------------|
| RUDDICK CORP | P | 2005-07-07 | 2011-08-19 |
| RUDDICK CORP | P | 2005-07-08 | 2011-08-19 |
| RUDDICK CORP | P | 2005-07-11 | 2011-08-19 |
| ARC CAPITAL GROUP | P | 2009-11-12 | 2011-08-19 |
| ARC CAPITAL GROUP | P | 2009-11-12 | 2011-08-19 |
| ARC CAPITAL GROUP | P | 2009-11-13 | 2011-08-19 |
| SARA LEE CORP | P | 2007-08-14 | 2011-08-19 |
| INTEL | P | 2004-08-27 | 2011-08-25 |
| EXXON MOBIL CORPORATION | P | 2002-12-20 | 2011-08-25 |
| BERKSHIRE HATHAWAY NEW | P | 2006-05-18 | 2011-08-25 |
| INTL BUSINESS MACHINES CORPORATION | P | 2009-02-25 | 2011-08-25 |
| RUDDICK CORP | P | 2005-07-11 | 2011-08-25 |
| RUDDICK CORP | P | 2005-07-12 | 2011-08-25 |
| DUKE-WEEKS REALTY CORP | P | 2008-11-24 | 2011-08-25 |
| DUKE-WEEKS REALTY CORP | P | 2008-11-25 | 2011-08-25 |
| CHEVRONTEXACO CORP | P | 2002-08-23 | 2011-08-29 |
| EXXON MOBIL CORPORATION | P | 2002-12-20 | 2011-08-29 |
| GAP INC | P | 2007-02-05 | 2011-09-01 |
| GAP INC | P | 2007-02-05 | 2011-09-01 |
| ENERGEN CORP | P | 2007-07-25 | 2011-09-01 |
| ENERGEN CORP | P | 2007-07-25 | 2011-09-02 |
| WAL MART STORES INC | P | 2005-09-09 | 2011-09-06 |
| UNITEDHEALTH GROUP INC | P | 2009-12-18 | 2011-09-06 |
| SONOCO PRODUCTS COMPANY | P | 1999-12-20 | 2011-09-06 |
| SANOFI-AVENTIS ADR | P | 2006-05-24 | 2011-09-06 |
| REPUBLIC SERVICES INC | P | 2010-06-11 | 2011-09-06 |
| ROYAL DUTCH SHELL PLC-ADR A | P | 2005-07-22 | 2011-09-06 |
| KIMBERLY CLARK CORP | P | 2001-07-24 | 2011-09-06 |
| KIMBERLY CLARK CORP | P | 2002-12-12 | 2011-09-06 |
| JOHNSON & JOHNSON | P | 2006-05-22 | 2011-09-06 |

Form 990PF Part IV - Capital Gains and Losses for Tax on Investment Income - Columns a - d

| (a) List and describe the kind(s) of property sold (e g , real estate, 2-story brick warehouse, or common stock, 200 shs MLC Co) | (b) How acquired P—Purchase D—Donation | (c) Date acquired (mo , day, yr) | (d) Date sold (mo , day, yr) |
|--|--|--------------------------------------|----------------------------------|
| JOHNSON & JOHNSON | P | 2006-05-23 | 2011-09-06 |
| MERCK & CO - NEW | P | 2004-10-12 | 2011-09-06 |
| INTL BUSINESS MACHINES CORPORATION | P | 2009-02-25 | 2011-09-06 |
| LOCKHEED MARTIN CORP | P | 2011-06-10 | 2011-09-06 |
| LEGG MASON INC | P | 2008-07-23 | 2011-09-06 |
| EDISON INTERNATIONAL | P | 2011-07-21 | 2011-09-06 |
| GLAXOSMITHKLINE PLC - ADR | P | 2005-01-26 | 2011-09-06 |
| GLAXOSMITHKLINE PLC - ADR | P | 2005-04-28 | 2011-09-06 |
| KRAFT FOODS INC | P | 2009-10-16 | 2011-09-06 |
| INTEL | P | 2004-08-27 | 2011-09-06 |
| INTEL | P | 2005-04-13 | 2011-09-06 |
| BERKSHIRE HATHAWAY NEW | P | 2006-05-18 | 2011-09-06 |
| GAP INC | P | 2007-02-05 | 2011-09-06 |
| ENERGEN CORP | P | 2007-07-25 | 2011-09-06 |
| ENERGEN CORP | P | 2007-07-25 | 2011-09-07 |
| ENERGEN CORP | P | 2007-07-25 | 2011-09-08 |
| ENERGEN CORP | P | 2007-07-25 | 2011-09-09 |
| ENERGEN CORP | P | 2008-09-09 | 2011-09-09 |
| GAP INC | P | 2007-02-05 | 2011-09-09 |
| GAP INC | P | 2007-02-06 | 2011-09-09 |
| ENERGEN CORP | P | 2008-09-09 | 2011-09-12 |
| ENERGEN CORP | P | 2008-09-09 | 2011-09-13 |
| GAP INC | P | 2011-02-16 | 2011-09-16 |
| GAP INC | P | 2007-02-06 | 2011-09-16 |
| WAL MART STORES INC | P | 2005-09-09 | 2011-09-22 |
| VF CORP | P | 2002-12-05 | 2011-09-23 |
| RUDDICK CORP | P | 2005-11-07 | 2011-09-27 |
| WERNER ENTERPRISES INC | P | 2005-06-08 | 2011-09-27 |
| APTARGROUP INC | P | 2005-10-10 | 2011-09-27 |
| RUDDICK CORP | P | 2005-11-07 | 2011-09-28 |

Form 990PF Part IV - Capital Gains and Losses for Tax on Investment Income - Columns a - d

| (a) List and describe the kind(s) of property sold (e g , real estate, 2-story brick warehouse, or common stock, 200 shs MLC Co) | (b) How acquired P—Purchase D—Donation | (c) Date acquired (mo , day, yr) | (d) Date sold (mo , day, yr) |
|--|--|--------------------------------------|----------------------------------|
| WERNER ENTERPRISES INC | P | 2005-06-08 | 2011-09-29 |
| RUDDICK CORP | P | 2005-11-07 | 2011-09-30 |
| ARC CAPITAL GROUP | P | 2009-11-13 | 2011-10-03 |
| MORGAN STANLEY DEAN WITTER & CO | P | 2011-01-24 | 2011-10-03 |
| MORGAN STANLEY DEAN WITTER & CO | P | 2011-02-07 | 2011-10-03 |
| MORGAN STANLEY DEAN WITTER & CO | P | 2011-04-05 | 2011-10-03 |
| MORGAN STANLEY DEAN WITTER & CO | P | 2011-06-13 | 2011-10-03 |
| MORGAN STANLEY DEAN WITTER & CO | P | 2011-07-21 | 2011-10-03 |
| WERNER ENTERPRISES INC | P | 2005-06-08 | 2011-10-05 |
| APTARGROUP INC | P | 2005-10-10 | 2011-10-06 |
| ARC CAPITAL GROUP | P | 2009-11-13 | 2011-10-06 |
| WERNER ENTERPRISES INC | P | 2005-06-08 | 2011-10-06 |
| VF CORP | P | 2002-12-05 | 2011-10-07 |
| WERNER ENTERPRISES INC | P | 2005-06-08 | 2011-10-07 |
| ARC CAPITAL GROUP | P | 2009-11-13 | 2011-10-07 |
| ARC CAPITAL GROUP | P | 2009-11-13 | 2011-10-10 |
| WERNER ENTERPRISES INC | P | 2005-06-08 | 2011-10-10 |
| WERNER ENTERPRISES INC | P | 2007-04-27 | 2011-10-10 |
| APTARGROUP INC | P | 2005-10-10 | 2011-10-10 |
| APTARGROUP INC | P | 2005-10-10 | 2011-10-11 |
| PG&E CORP | P | 2008-04-23 | 2011-10-11 |
| ARC CAPITAL GROUP | P | 2009-11-13 | 2011-10-11 |
| ARC CAPITAL GROUP | P | 2009-11-16 | 2011-10-11 |
| PINNACLE WEST CAPITAL | P | 2002-12-20 | 2011-10-11 |
| PINNACLE WEST CAPITAL | P | 2002-12-20 | 2011-10-12 |
| APTARGROUP INC | P | 2005-10-10 | 2011-10-12 |
| ARC CAPITAL GROUP | P | 2009-11-16 | 2011-10-12 |
| PG&E CORP | P | 2008-04-23 | 2011-10-13 |
| ARC CAPITAL GROUP | P | 2009-11-16 | 2011-10-13 |
| APTARGROUP INC | P | 2005-10-10 | 2011-10-14 |

Form 990PF Part IV - Capital Gains and Losses for Tax on Investment Income - Columns a - d

| (a) List and describe the kind(s) of property sold (e g , real estate, 2-story brick warehouse, or common stock, 200 shs MLC Co) | (b) How acquired P—Purchase D—Donation | (c) Date acquired (mo , day, yr) | (d) Date sold (mo , day, yr) |
|---|--|--------------------------------------|----------------------------------|
| ARC CAPITAL GROUP | P | 2009-11-16 | 2011-10-14 |
| ARC CAPITAL GROUP | P | 2009-11-17 | 2011-10-14 |
| ARC CAPITAL GROUP | P | 2009-11-18 | 2011-10-14 |
| PINNACLE WEST CAPITAL | P | 2002-12-20 | 2011-10-14 |
| APTARGROUP INC | P | 2005-10-10 | 2011-10-18 |
| APTARGROUP INC | P | 2005-10-10 | 2011-10-19 |
| APTARGROUP INC | P | 2005-10-10 | 2011-10-21 |
| APTARGROUP INC | P | 2005-10-10 | 2011-10-24 |
| APTARGROUP INC | P | 2005-10-10 | 2011-10-25 |
| APTARGROUP INC | P | 2005-10-10 | 2011-10-26 |
| APTARGROUP INC | P | 2005-10-10 | 2011-10-27 |
| ARC CAPITAL GROUP | P | 2009-11-18 | 2011-10-31 |
| BORGWARNER INC | P | 2008-10-14 | 2011-11-02 |
| ARC CAPITAL GROUP | P | 2009-11-18 | 2011-11-02 |
| BORGWARNER INC | P | 2008-10-14 | 2011-11-03 |
| ARC CAPITAL GROUP | P | 2009-11-18 | 2011-11-03 |
| ARC CAPITAL GROUP | P | 2009-11-19 | 2011-11-03 |
| BORGWARNER INC | P | 2008-10-14 | 2011-11-04 |
| ARC CAPITAL GROUP | P | 2009-11-19 | 2011-11-04 |
| ARC CAPITAL GROUP | P | 2009-11-19 | 2011-11-07 |
| ARC CAPITAL GROUP | P | 2009-11-19 | 2011-11-08 |
| ARC CAPITAL GROUP | P | 2009-11-20 | 2011-11-08 |
| ARC CAPITAL GROUP | P | 2009-11-20 | 2011-11-09 |
| ARC CAPITAL GROUP | P | 2009-11-20 | 2011-11-10 |
| WAL MART STORES INC | P | 2005-09-09 | 2011-11-10 |
| ARC CAPITAL GROUP | P | 2009-11-20 | 2011-11-11 |
| ROYAL DUTCH SHELL PLC-ADR A | P | 2005-07-22 | 2011-11-11 |
| LOWE'S COMPANIES, INC | P | 2011-08-09 | 2011-11-11 |
| EDISON INTERNATIONAL | P | 2011-07-21 | 2011-11-11 |
| BORGWARNER INC | P | 2008-10-14 | 2011-11-16 |

Form 990PF Part IV - Capital Gains and Losses for Tax on Investment Income - Columns a - d

| (a) List and describe the kind(s) of property sold (e g , real estate, 2-story brick warehouse, or common stock, 200 shs MLC Co) | (b) How acquired P—Purchase D—Donation | (c) Date acquired (mo , day, yr) | (d) Date sold (mo , day, yr) |
|--|--|--------------------------------------|----------------------------------|
| BORGWARNER INC | P | 2008-10-14 | 2011-11-21 |
| BORGWARNER INC | P | 2008-10-14 | 2011-11-22 |
| BORGWARNER INC | P | 2008-10-14 | 2011-11-23 |
| BORGWARNER INC | P | 2008-10-14 | 2011-11-28 |
| BORGWARNER INC | P | 2008-10-14 | 2011-11-29 |
| COMTECH TELECOMMUNICATIONS CORP | P | 2007-12-27 | 2011-11-30 |
| BORGWARNER INC | P | 2008-10-14 | 2011-11-30 |
| COMTECH TELECOMMUNICATIONS CORP | P | 2007-12-27 | 2011-12-01 |
| COMTECH TELECOMMUNICATIONS CORP | P | 2007-12-27 | 2011-12-02 |
| COMTECH TELECOMMUNICATIONS CORP | P | 2007-12-27 | 2011-12-05 |
| COMTECH TELECOMMUNICATIONS CORP | P | 2007-12-27 | 2011-12-06 |
| COMTECH TELECOMMUNICATIONS CORP | P | 2007-12-27 | 2011-12-07 |
| COMTECH TELECOMMUNICATIONS CORP | P | 2007-12-27 | 2011-12-08 |
| BANK OF HAWAII CORP | P | 2008-03-28 | 2011-12-12 |
| BANK OF HAWAII CORP | P | 2008-03-28 | 2011-12-13 |
| BANK OF HAWAII CORP | P | 2008-03-28 | 2011-12-14 |
| BANK OF HAWAII CORP | P | 2008-03-28 | 2011-12-15 |
| BANK OF HAWAII CORP | P | 2008-03-28 | 2011-12-16 |
| BANK OF HAWAII CORP | P | 2008-03-28 | 2011-12-19 |
| BANK OF HAWAII CORP | P | 2008-03-28 | 2011-12-20 |
| BANK OF HAWAII CORP | P | 2008-03-28 | 2011-12-21 |
| BANK OF HAWAII CORP | P | 2008-03-28 | 2011-12-22 |
| BANK OF HAWAII CORP | P | 2008-03-28 | 2011-12-23 |
| BANK OF HAWAII CORP | P | 2008-05-07 | 2011-12-23 |
| DUKE-WEEKS REALTY CORP | P | 2011-02-07 | 2011-02-07 |
| KODIAK OIL & GAS CORP | P | 2011-12-06 | 2011-12-06 |
| TRONOX INC - B CW18 | P | 2011-02-17 | 2011-02-17 |

Form 990PF Part IV - Capital Gains and Losses for Tax on Investment Income - Columns e - h

| (e) Gross sales price | (f) Depreciation allowed (or allowable) | (g) Cost or other basis plus expense of sale | (h) Gain or (loss) (e) plus (f) minus (g) |
|-----------------------|--|---|--|
| 215,340 | | 216,700 | -1,360 |
| 125,520 | | 125,703 | -183 |
| 675,000 | | 678,797 | -3,797 |
| 200,000 | | 199,720 | 280 |
| 127 | | | 127 |
| 3 | | 5 | -2 |
| 74,369 | | 49,760 | 24,609 |
| 59,540 | | 51,399 | 8,141 |
| 62,459 | | 32,660 | 29,799 |
| 40,092 | | 14,328 | 25,764 |
| 50,145 | | 23,829 | 26,316 |
| 100,291 | | 35,284 | 65,007 |
| 84,156 | | 58,819 | 25,337 |
| 2,238 | | 5,002 | -2,764 |
| 31,331 | | 40,964 | -9,633 |
| 201,865 | | 27,122 | 174,743 |
| 13 | | 62 | -49 |
| 8,889 | | 62,211 | -53,322 |
| 38,099 | | 39,884 | -1,785 |
| 32,695 | | 10,878 | 21,817 |
| 27,919 | | 3,406 | 24,513 |
| 43,679 | | 56,904 | -13,225 |
| 86,525 | | 86,792 | -267 |
| 28,800 | | 28,931 | -131 |
| 29,478 | | 15,764 | 13,714 |
| 111,596 | | 48,818 | 62,778 |
| 4,786 | | 5,844 | -1,058 |
| 67,358 | | 82,247 | -14,889 |
| 20,783 | | 7,665 | 13,118 |
| 24,102 | | 9,138 | 14,964 |

Form 990PF Part IV - Capital Gains and Losses for Tax on Investment Income - Columns e - h

| (e) Gross sales price | (f) Depreciation allowed (or allowable) | (g) Cost or other basis plus expense of sale | (h) Gain or (loss) (e) plus (f) minus (g) |
|-----------------------|--|---|--|
| 35,900 | | 24,473 | 11,427 |
| 21,300 | | 16,855 | 4,445 |
| 100 | | 77 | 23 |
| 22,200 | | 16,206 | 5,994 |
| 100 | | 71 | 29 |
| 250 | | 175 | 75 |
| 100 | | 78 | 22 |
| 58,800 | | 47,236 | 11,564 |
| 34,597 | | 39,318 | -4,721 |
| 14,066 | | 22,021 | -7,955 |
| 22,192 | | 33,032 | -10,840 |
| 20,199 | | 35,001 | -14,802 |
| 69,600 | | 69,538 | 62 |
| 53,560 | | 65,944 | -12,384 |
| 96,945 | | 38 | 96,907 |
| 54,861 | | 44,331 | 10,530 |
| 98,826 | | 67,746 | 31,080 |
| 4,919 | | 47,905 | -42,986 |
| 43,687 | | 46,102 | -2,415 |
| 15,796 | | 14,415 | 1,381 |
| 31,593 | | 26,665 | 4,928 |
| 192,000 | | 168,602 | 23,398 |
| 51,934 | | 45,844 | 6,090 |
| 51,934 | | 27,810 | 24,124 |
| 118,693 | | 108,538 | 10,155 |
| 75,643 | | 65,182 | 10,461 |
| 114,798 | | 103,016 | 11,782 |
| 38,266 | | 29,840 | 8,426 |
| 632 | | 450 | 182 |
| 300 | | 201 | 99 |

Form 990PF Part IV - Capital Gains and Losses for Tax on Investment Income - Columns e - h

| (e) Gross sales price | (f) Depreciation allowed (or allowable) | (g) Cost or other basis plus expense of sale | (h) Gain or (loss) (e) plus (f) minus (g) |
|-----------------------|--|---|--|
| 150 | | 101 | 49 |
| 523 | | 168 | 355 |
| 633 | | 450 | 183 |
| 187 | | 126 | 61 |
| 639 | | 450 | 189 |
| 1,048 | | 337 | 711 |
| 37 | | 25 | 12 |
| 185 | | 128 | 57 |
| 219 | | 153 | 66 |
| 389 | | 126 | 263 |
| 180 | | 128 | 52 |
| 504 | | 357 | 147 |
| 1,301 | | 882 | 419 |
| 946 | | 641 | 305 |
| 16 | | 8 | 8 |
| | | 130 | -130 |
| | | 47 | -47 |
| | | 45 | -45 |
| | | 6 | -6 |
| 1,660 | | 2,107 | -447 |
| 2,367 | | 1,654 | 713 |
| 1,810 | | 585 | 1,225 |
| 2,705 | | 1,967 | 738 |
| 2,041 | | 1,904 | 137 |
| 2,074 | | 1,008 | 1,066 |
| 936 | | 307 | 629 |
| 937 | | 299 | 638 |
| 2,488 | | 1,917 | 571 |
| 2,002 | | 713 | 1,289 |
| 2,176 | | 2,124 | 52 |

Form 990PF Part IV - Capital Gains and Losses for Tax on Investment Income - Columns e - h

| (e) Gross sales price | (f) Depreciation allowed (or allowable) | (g) Cost or other basis plus expense of sale | (h) Gain or (loss) (e) plus (f) minus (g) |
|-----------------------|--|---|--|
| 2,049 | | 1,203 | 846 |
| 1,595 | | 2,204 | -609 |
| 4,553 | | 3,146 | 1,407 |
| 2,273 | | 693 | 1,580 |
| 2,785 | | 1,789 | 996 |
| 2,298 | | 1,449 | 849 |
| 1,547 | | 960 | 587 |
| 1,970 | | 1,308 | 662 |
| 1,735 | | 1,222 | 513 |
| 2,024 | | 1,606 | 418 |
| 506 | | 400 | 106 |
| 1,536 | | 849 | 687 |
| 1,535 | | 767 | 768 |
| 1,696 | | 2,258 | -562 |
| 2,643 | | 3,417 | -774 |
| 1,651 | | 1,869 | -218 |
| 3,247 | | 838 | 2,409 |
| 2,396 | | 737 | 1,659 |
| 2,739 | | 830 | 1,909 |
| 817 | | 1,382 | -565 |
| 613 | | 1,028 | -415 |
| 1,677 | | 1,840 | -163 |
| 85 | | 100 | -15 |
| 1,702 | | 1,934 | -232 |
| 1,191 | | 1,140 | 51 |
| 2,193 | | 1,490 | 703 |
| 2,376 | | 1,618 | 758 |
| 1,354 | | 928 | 426 |
| 2,675 | | 1,326 | 1,349 |
| 1,817 | | 2,625 | -808 |

Form 990PF Part IV - Capital Gains and Losses for Tax on Investment Income - Columns e - h

| (e) Gross sales price | (f) Depreciation allowed (or allowable) | (g) Cost or other basis plus expense of sale | (h) Gain or (loss) (e) plus (f) minus (g) |
|-----------------------|--|---|--|
| 226 | | 163 | 63 |
| 1,028 | | 333 | 695 |
| 781 | | 287 | 494 |
| 735 | | 236 | 499 |
| 222 | | 163 | 59 |
| 1,291 | | 474 | 817 |
| 280 | | 204 | 76 |
| 1,733 | | 624 | 1,109 |
| 1,465 | | 471 | 994 |
| 1,296 | | 462 | 834 |
| 227 | | 366 | -139 |
| 855 | | 2,016 | -1,161 |
| 1,336 | | 3,163 | -1,827 |
| 254 | | 604 | -350 |
| 1,803 | | 5,034 | -3,231 |
| 200 | | 555 | -355 |
| 668 | | 1,852 | -1,184 |
| 1,603 | | 3,438 | -1,835 |
| 401 | | 877 | -476 |
| 3,338 | | 5,272 | -1,934 |
| 334 | | 213 | 121 |
| 113 | | 82 | 31 |
| 57 | | 41 | 16 |
| 1,477 | | 471 | 1,006 |
| 280 | | 205 | 75 |
| 277 | | 205 | 72 |
| 576 | | 200 | 376 |
| 2,315 | | 2,188 | 127 |
| 1,210 | | 1,142 | 68 |
| 421 | | 401 | 20 |

Form 990PF Part IV - Capital Gains and Losses for Tax on Investment Income - Columns e - h

| (e) Gross sales price | (f) Depreciation allowed (or allowable) | (g) Cost or other basis plus expense of sale | (h) Gain or (loss) (e) plus (f) minus (g) |
|-----------------------|--|---|--|
| 4,525 | | 3,620 | 905 |
| 3,368 | | 2,472 | 896 |
| 3,675 | | 2,884 | 791 |
| 307 | | 240 | 67 |
| 752 | | 481 | 271 |
| 1,566 | | 1,002 | 564 |
| 3,130 | | 1,765 | 1,365 |
| 98 | | 80 | 18 |
| 2,254 | | 613 | 1,641 |
| 3,786 | | 2,744 | 1,042 |
| 2,923 | | 1,341 | 1,582 |
| 1,202 | | 391 | 811 |
| 1,454 | | 514 | 940 |
| 982 | | 801 | 181 |
| 1,368 | | 630 | 738 |
| 179 | | 77 | 102 |
| 1,201 | | 878 | 323 |
| 942 | | 690 | 252 |
| 751 | | 271 | 480 |
| 1,481 | | 534 | 947 |
| 440 | | 328 | 112 |
| 873 | | 238 | 635 |
| 250 | | 125 | 125 |
| 372 | | 187 | 185 |
| 435 | | 221 | 214 |
| 1,179 | | 444 | 735 |
| 751 | | 378 | 373 |
| 864 | | 626 | 238 |
| 1,265 | | 399 | 866 |
| 1,163 | | 568 | 595 |

Form 990PF Part IV - Capital Gains and Losses for Tax on Investment Income - Columns e - h

| (e) Gross sales price | (f) Depreciation allowed (or allowable) | (g) Cost or other basis plus expense of sale | (h) Gain or (loss) (e) plus (f) minus (g) |
|-----------------------|--|---|--|
| 76 | | 28 | 48 |
| 1,159 | | 568 | 591 |
| 749 | | 277 | 472 |
| 37 | | 14 | 23 |
| 1,181 | | 362 | 819 |
| 1,160 | | 568 | 592 |
| 515 | | 252 | 263 |
| 1,166 | | 568 | 598 |
| 518 | | 252 | 266 |
| 396 | | 117 | 279 |
| 199 | | 277 | -78 |
| 472 | | 652 | -180 |
| 1,285 | | 631 | 654 |
| 1,046 | | 324 | 722 |
| 398 | | 117 | 281 |
| 473 | | 634 | -161 |
| 20 | | 27 | -7 |
| 196 | | 124 | 72 |
| 841 | | 410 | 431 |
| 889 | | 257 | 632 |
| 907 | | 257 | 650 |
| 500 | | 659 | -159 |
| 150 | | 196 | -46 |
| 2,966 | | 3,086 | -120 |
| 2,087 | | 1,215 | 872 |
| 2,795 | | 1,664 | 1,131 |
| 1,113 | | 663 | 450 |
| 618 | | 362 | 256 |
| 1,014 | | 596 | 418 |
| 23 | | 13 | 10 |

Form 990PF Part IV - Capital Gains and Losses for Tax on Investment Income - Columns e - h

| (e) Gross sales price | (f) Depreciation allowed (or allowable) | (g) Cost or other basis plus expense of sale | (h) Gain or (loss) (e) plus (f) minus (g) |
|-----------------------|--|---|--|
| 1,444 | | 845 | 599 |
| 3,524 | | 1,748 | 1,776 |
| 3,316 | | 1,643 | 1,673 |
| 2,731 | | 1,348 | 1,383 |
| 743 | | 434 | 309 |
| 1,489 | | 868 | 621 |
| 359 | | 217 | 142 |
| 717 | | 433 | 284 |
| 724 | | 433 | 291 |
| 844 | | 505 | 339 |
| 734 | | 433 | 301 |
| 857 | | 505 | 352 |
| 993 | | 577 | 416 |
| 2,840 | | 1,953 | 887 |
| 222 | | 456 | -234 |
| 346 | | 730 | -384 |
| 413 | | 880 | -467 |
| 501 | | 140 | 361 |
| 331 | | 227 | 104 |
| 3,334 | | 2,281 | 1,053 |
| 293 | | 618 | -325 |
| 507 | | 140 | 367 |
| 333 | | 712 | -379 |
| 662 | | 453 | 209 |
| 1,095 | | 749 | 346 |
| 1,267 | | 2,678 | -1,411 |
| 506 | | 140 | 366 |
| 1,869 | | 1,313 | 556 |
| 10,685 | | 7,622 | 3,063 |
| 2,623 | | 2,866 | -243 |

Form 990PF Part IV - Capital Gains and Losses for Tax on Investment Income - Columns e - h

| (e) Gross sales price | (f) Depreciation allowed (or allowable) | (g) Cost or other basis plus expense of sale | (h) Gain or (loss) (e) plus (f) minus (g) |
|-----------------------|--|---|--|
| 3,242 | | 3,321 | -79 |
| 1,674 | | 1,747 | -73 |
| 8,370 | | 5,687 | 2,683 |
| 8 | | 7 | 1 |
| 1,692 | | 555 | 1,137 |
| 3,424 | | 1,130 | 2,294 |
| 6,756 | | 5,208 | 1,548 |
| 2,553 | | 843 | 1,710 |
| 2,570 | | 843 | 1,727 |
| 2,141 | | 699 | 1,442 |
| 485 | | 332 | 153 |
| 802 | | 544 | 258 |
| 2,593 | | 843 | 1,750 |
| 487 | | 454 | 33 |
| 1,236 | | 841 | 395 |
| 862 | | 805 | 57 |
| 187 | | 177 | 10 |
| 2,676 | | 2,541 | 135 |
| 1,740 | | 1,437 | 303 |
| 268 | | 217 | 51 |
| 3,074 | | 987 | 2,087 |
| 1,338 | | 1,283 | 55 |
| 3,526 | | 2,082 | 1,444 |
| 1,875 | | 498 | 1,377 |
| 1,110 | | 279 | 831 |
| 3,444 | | 1,130 | 2,314 |
| 170 | | 163 | 7 |
| 3,046 | | 987 | 2,059 |
| 581 | | 187 | 394 |
| 2,996 | | 1,198 | 1,798 |

Form 990PF Part IV - Capital Gains and Losses for Tax on Investment Income - Columns e - h

| (e) Gross sales price | (f) Depreciation allowed (or allowable) | (g) Cost or other basis plus expense of sale | (h) Gain or (loss) (e) plus (f) minus (g) |
|-----------------------|--|---|--|
| 291 | | 280 | 11 |
| 121 | | 115 | 6 |
| 2,257 | | 894 | 1,363 |
| 7,191 | | 1,676 | 5,515 |
| 509 | | 124 | 385 |
| 291 | | 169 | 122 |
| 981 | | 920 | 61 |
| 673 | | 621 | 52 |
| 664 | | 162 | 502 |
| 893 | | 828 | 65 |
| 322 | | 300 | 22 |
| 38 | | 35 | 3 |
| 998 | | 320 | 678 |
| 5,241 | | 1,757 | 3,484 |
| 115 | | 104 | 11 |
| 370 | | 326 | 44 |
| 2,892 | | 2,640 | 252 |
| 2,287 | | 2,076 | 211 |
| 1,160 | | 361 | 799 |
| 480 | | 138 | 342 |
| 1,558 | | 694 | 864 |
| 1,002 | | 1,343 | -341 |
| 2,691 | | 756 | 1,935 |
| 470 | | 422 | 48 |
| 173 | | 153 | 20 |
| 1,479 | | 1,150 | 329 |
| 3,855 | | 1,066 | 2,789 |
| 1,014 | | 788 | 226 |
| 494 | | 383 | 111 |
| 2,811 | | 2,185 | 626 |

Form 990PF Part IV - Capital Gains and Losses for Tax on Investment Income - Columns e - h

| (e) Gross sales price | (f) Depreciation allowed (or allowable) | (g) Cost or other basis plus expense of sale | (h) Gain or (loss) (e) plus (f) minus (g) |
|-----------------------|--|---|--|
| 194 | | 148 | 46 |
| 99 | | 44 | 55 |
| 1,254 | | 566 | 688 |
| 2,060 | | 924 | 1,136 |
| 1,813 | | 1,404 | 409 |
| 2,656 | | 2,020 | 636 |
| 254 | | 346 | -92 |
| 169 | | 229 | -60 |
| 226 | | 281 | -55 |
| 1,207 | | 519 | 688 |
| 166 | | 211 | -45 |
| 2,022 | | 2,567 | -545 |
| 443 | | 559 | -116 |
| 3,133 | | 1,349 | 1,784 |
| 405 | | 524 | -119 |
| 270 | | 340 | -70 |
| 327 | | 408 | -81 |
| 465 | | 612 | -147 |
| 440 | | 579 | -139 |
| 2,102 | | 632 | 1,470 |
| 1,790 | | 536 | 1,254 |
| 256 | | 281 | -25 |
| 1,548 | | 1,100 | 448 |
| 1,003 | | 944 | 59 |
| 231 | | 222 | 9 |
| 461 | | 334 | 127 |
| 1,409 | | 1,015 | 394 |
| 3,670 | | 2,023 | 1,647 |
| 98 | | 112 | -14 |
| 839 | | 993 | -154 |

Form 990PF Part IV - Capital Gains and Losses for Tax on Investment Income - Columns e - h

| (e) Gross sales price | (f) Depreciation allowed (or allowable) | (g) Cost or other basis plus expense of sale | (h) Gain or (loss) (e) plus (f) minus (g) |
|-----------------------|--|---|--|
| 691 | | 839 | -148 |
| 592 | | 753 | -161 |
| 1,903 | | 419 | 1,484 |
| 1,926 | | 419 | 1,507 |
| 1,926 | | 913 | 1,013 |
| 189 | | 136 | 53 |
| 5,027 | | 1,585 | 3,442 |
| 268 | | 192 | 76 |
| 2,328 | | 781 | 1,547 |
| 1,164 | | 527 | 637 |
| 740 | | 233 | 507 |
| 2,994 | | 943 | 2,051 |
| 1,580 | | 709 | 871 |
| 259 | | 81 | 178 |
| 335 | | 238 | 97 |
| 223 | | 70 | 153 |
| 669 | | 238 | 431 |
| 2,142 | | 954 | 1,188 |
| 3,619 | | 1,654 | 1,965 |
| 2,821 | | 1,012 | 1,809 |
| 1,184 | | 413 | 771 |
| 1,645 | | 1,376 | 269 |
| 2,655 | | 2,127 | 528 |
| 560 | | 714 | -154 |
| 3,421 | | 1,245 | 2,176 |
| 143 | | 98 | 45 |
| 807 | | 1,107 | -300 |
| 255 | | 210 | 45 |
| 655 | | 541 | 114 |
| 513 | | 674 | -161 |

Form 990PF Part IV - Capital Gains and Losses for Tax on Investment Income - Columns e - h

| (e) Gross sales price | (f) Depreciation allowed (or allowable) | (g) Cost or other basis plus expense of sale | (h) Gain or (loss) (e) plus (f) minus (g) |
|-----------------------|--|---|--|
| 2,766 | | 3,045 | -279 |
| 2,542 | | 2,018 | 524 |
| 475 | | 814 | -339 |
| 2,459 | | 1,263 | 1,196 |
| 943 | | 1,166 | -223 |
| 652 | | 584 | 68 |
| 741 | | 578 | 163 |
| 1,625 | | 2,674 | -1,049 |
| 812 | | 1,345 | -533 |
| 1,480 | | 1,991 | -511 |
| 911 | | 686 | 225 |
| 877 | | 829 | 48 |
| 961 | | 758 | 203 |
| 1,064 | | 746 | 318 |
| 691 | | 698 | -7 |
| 846 | | 767 | 79 |
| 212 | | 172 | 40 |
| 1,794 | | 944 | 850 |
| 961 | | 703 | 258 |
| 779 | | 863 | -84 |
| 2,338 | | 1,475 | 863 |
| 975 | | 935 | 40 |
| 579 | | 697 | -118 |
| 269 | | 331 | -62 |
| 186 | | 225 | -39 |
| 1,714 | | 1,653 | 61 |
| 982 | | 571 | 411 |
| 134 | | 128 | 6 |
| 446 | | 516 | -70 |
| 298 | | 337 | -39 |

Form 990PF Part IV - Capital Gains and Losses for Tax on Investment Income - Columns e - h

| (e) Gross sales price | (f) Depreciation allowed (or allowable) | (g) Cost or other basis plus expense of sale | (h) Gain or (loss) (e) plus (f) minus (g) |
|-----------------------|--|---|--|
| 1,093 | | 1,201 | -108 |
| 1,435 | | 1,214 | 221 |
| 1,483 | | 1,260 | 223 |
| 72 | | 58 | 14 |
| 4,706 | | 375 | 4,331 |
| 1,192 | | 911 | 281 |
| 1,283 | | 377 | 906 |
| 820 | | 938 | -118 |
| 1,832 | | 1,543 | 289 |
| 953 | | 332 | 621 |
| 3,976 | | 1,063 | 2,913 |
| 1,220 | | 1,177 | 43 |
| 1,076 | | 791 | 285 |
| 1,309 | | 1,082 | 227 |
| 690 | | 439 | 251 |
| 970 | | 1,050 | -80 |
| 823 | | 587 | 236 |
| 3,160 | | 1,765 | 1,395 |
| 1,156 | | 1,296 | -140 |
| 1,052 | | 884 | 168 |
| 1,304 | | 1,209 | 95 |
| 2,080 | | 1,196 | 884 |
| 838 | | 498 | 340 |
| 1,031 | | 1,210 | -179 |
| 773 | | 907 | -134 |
| 745 | | 569 | 176 |
| 745 | | 461 | 284 |
| 688 | | 551 | 137 |
| 876 | | 553 | 323 |
| 924 | | 815 | 109 |

Form 990PF Part IV - Capital Gains and Losses for Tax on Investment Income - Columns e - h

| (e) Gross sales price | (f) Depreciation allowed (or allowable) | (g) Cost or other basis plus expense of sale | (h) Gain or (loss) (e) plus (f) minus (g) |
|-----------------------|--|---|--|
| 231 | | 227 | 4 |
| 3,246 | | 3,406 | -160 |
| 2,542 | | 1,697 | 845 |
| 424 | | 73 | 351 |
| 162 | | 343 | -181 |
| 130 | | 280 | -150 |
| 845 | | 1,881 | -1,036 |
| 865 | | 847 | 18 |
| 781 | | 194 | 587 |
| 2,767 | | 2,228 | 539 |
| 1,998 | | 713 | 1,285 |
| 495 | | 476 | 19 |
| 989 | | 953 | 36 |
| 283 | | 274 | 9 |
| 711 | | 694 | 17 |
| 241 | | 238 | 3 |
| 764 | | 794 | -30 |
| 812 | | 504 | 308 |
| 1,199 | | 2,922 | -1,723 |
| 300 | | 717 | -417 |
| 1,852 | | 788 | 1,064 |
| 231 | | 104 | 127 |
| 676 | | 850 | -174 |
| 757 | | 625 | 132 |
| 2,873 | | 1,531 | 1,342 |
| 660 | | 329 | 331 |
| 1,704 | | 1,091 | 613 |
| 262 | | 151 | 111 |
| 520 | | 290 | 230 |
| 4,628 | | 2,227 | 2,401 |

Form 990PF Part IV - Capital Gains and Losses for Tax on Investment Income - Columns e - h

| (e) Gross sales price | (f) Depreciation allowed (or allowable) | (g) Cost or other basis plus expense of sale | (h) Gain or (loss) (e) plus (f) minus (g) |
|-----------------------|--|---|--|
| 379 | | 183 | 196 |
| 2,950 | | 1,531 | 1,419 |
| 1,706 | | 1,361 | 345 |
| 731 | | 456 | 275 |
| 883 | | 387 | 496 |
| 727 | | 316 | 411 |
| 1,392 | | 1,061 | 331 |
| 995 | | 860 | 135 |
| 596 | | 516 | 80 |
| 756 | | 646 | 110 |
| 816 | | 420 | 396 |
| 609 | | 1,789 | -1,180 |
| 79 | | 224 | -145 |
| 209 | | 587 | -378 |
| 474 | | 211 | 263 |
| 759 | | 441 | 318 |
| 20 | | 52 | -32 |
| 311 | | 821 | -510 |
| 1,461 | | 836 | 625 |
| 1,066 | | 604 | 462 |
| 1,751 | | 1,361 | 390 |
| 816 | | 489 | 327 |
| 13 | | 34 | -21 |
| 216 | | 573 | -357 |
| 1,118 | | 1,078 | 40 |
| 737 | | 773 | -36 |
| 2,017 | | 1,160 | 857 |
| 1,190 | | 547 | 643 |
| 397 | | 194 | 203 |
| 2,144 | | 2,075 | 69 |

Form 990PF Part IV - Capital Gains and Losses for Tax on Investment Income - Columns e - h

| (e) Gross sales price | (f) Depreciation allowed (or allowable) | (g) Cost or other basis plus expense of sale | (h) Gain or (loss) (e) plus (f) minus (g) |
|-----------------------|--|---|--|
| 356 | | 377 | -21 |
| 704 | | 680 | 24 |
| 2,289 | | 1,999 | 290 |
| 1,641 | | 914 | 727 |
| 822 | | 827 | -5 |
| 1,153 | | 505 | 648 |
| 87 | | 90 | -3 |
| 332 | | 97 | 235 |
| 153 | | 164 | -11 |
| 3,138 | | 3,006 | 132 |
| 125 | | 119 | 6 |
| 686 | | 551 | 135 |
| 823 | | 638 | 185 |
| 194 | | 89 | 105 |
| 32 | | 15 | 17 |
| 1,068 | | 655 | 413 |
| 693 | | 654 | 39 |
| 2,207 | | 2,185 | 22 |
| 77 | | 82 | -5 |
| 2,402 | | 1,309 | 1,093 |
| 1,042 | | 850 | 192 |
| 1,141 | | 1,186 | -45 |
| 97 | | 109 | -12 |
| 37 | | 20 | 17 |
| 1,743 | | 902 | 841 |
| 147 | | 164 | -17 |
| 486 | | 499 | -13 |
| 1,518 | | 1,548 | -30 |
| 400 | | 211 | 189 |
| 36 | | 19 | 17 |

Form 990PF Part IV - Capital Gains and Losses for Tax on Investment Income - Columns e - h

| (e) Gross sales price | (f) Depreciation allowed (or allowable) | (g) Cost or other basis plus expense of sale | (h) Gain or (loss) (e) plus (f) minus (g) |
|-----------------------|--|---|--|
| 875 | | 457 | 418 |
| 607 | | 321 | 286 |
| 149 | | 164 | -15 |
| 924 | | 431 | 493 |
| 791 | | 617 | 174 |
| 1,607 | | 839 | 768 |
| 1,381 | | 1,084 | 297 |
| 239 | | 609 | -370 |
| 277 | | 126 | 151 |
| 396 | | 170 | 226 |
| 263 | | 627 | -364 |
| 234 | | 62 | 172 |
| 2,145 | | 527 | 1,618 |
| 36 | | 9 | 27 |
| 798 | | 192 | 606 |
| 975 | | 813 | 162 |
| 1,488 | | 1,276 | 212 |
| 615 | | 529 | 86 |
| 171 | | 412 | -241 |
| 696 | | 157 | 539 |
| 1,882 | | 1,632 | 250 |
| 865 | | 787 | 78 |
| 248 | | 232 | 16 |
| 1,541 | | 1,468 | 73 |
| 255 | | 609 | -354 |
| 265 | | 609 | -344 |
| 239 | | 52 | 187 |
| 450 | | 142 | 308 |
| 2,294 | | 717 | 1,577 |
| 207 | | 492 | -285 |

Form 990PF Part IV - Capital Gains and Losses for Tax on Investment Income - Columns e - h

| (e) Gross sales price | (f) Depreciation allowed (or allowable) | (g) Cost or other basis plus expense of sale | (h) Gain or (loss) (e) plus (f) minus (g) |
|-----------------------|--|---|--|
| 536 | | 422 | 114 |
| 1,908 | | 1,800 | 108 |
| 1,793 | | 548 | 1,245 |
| 222 | | 492 | -270 |
| 1,776 | | 1,719 | 57 |
| 1,388 | | 408 | 980 |
| 1,010 | | 295 | 715 |
| 192 | | 81 | 111 |
| 414 | | 405 | 9 |
| 2,231 | | 928 | 1,303 |
| 148 | | 142 | 6 |
| 1,289 | | 1,224 | 65 |
| 2,026 | | 811 | 1,215 |
| 730 | | 307 | 423 |
| 362 | | 341 | 21 |
| 8 | | 9 | -1 |
| 4,217 | | 2,296 | 1,921 |
| 1,194 | | 794 | 400 |
| 209 | | 142 | 67 |
| 2,935 | | 1,999 | 936 |
| 358 | | 241 | 117 |
| 820 | | 927 | -107 |
| 1,374 | | 765 | 609 |
| 1,305 | | 741 | 564 |
| 1,527 | | 864 | 663 |
| 1,729 | | 2,020 | -291 |
| 348 | | 198 | 150 |
| 1,174 | | 497 | 677 |
| 1,398 | | 1,616 | -218 |
| 1,340 | | 571 | 769 |

Form 990PF Part IV - Capital Gains and Losses for Tax on Investment Income - Columns e - h

| (e) Gross sales price | (f) Depreciation allowed (or allowable) | (g) Cost or other basis plus expense of sale | (h) Gain or (loss) (e) plus (f) minus (g) |
|-----------------------|--|---|--|
| 167 | | 190 | -23 |
| 188 | | 212 | -24 |
| 1,897 | | 2,142 | -245 |
| 480 | | 528 | -48 |
| 1,558 | | 645 | 913 |
| 1,511 | | 626 | 885 |
| 1,607 | | 1,767 | -160 |
| 459 | | 448 | 11 |
| 313 | | 308 | 5 |
| 3,954 | | 1,584 | 2,370 |
| 27 | | 21 | 6 |
| 552 | | 221 | 331 |
| 782 | | 670 | 112 |
| 126 | | 123 | 3 |
| 126 | | 123 | 3 |
| 204 | | 181 | 23 |
| 681 | | 600 | 81 |
| 1,248 | | 1,098 | 150 |
| 1,076 | | 1,040 | 36 |
| 1,150 | | 986 | 164 |
| 460 | | 393 | 67 |
| 24 | | 54 | -30 |
| 113 | | 255 | -142 |
| | | 20 | -20 |
| | | 19,592 | -19,592 |
| | | 140 | -140 |
| | | 166 | -166 |
| | | 284 | -284 |
| 1,554 | | | 1,554 |
| 297 | | 149 | 148 |

Form 990PF Part IV - Capital Gains and Losses for Tax on Investment Income - Columns e - h

| (e) Gross sales price | (f) Depreciation allowed (or allowable) | (g) Cost or other basis plus expense of sale | (h) Gain or (loss) (e) plus (f) minus (g) |
|-----------------------|--|---|--|
| 129 | | 64 | 65 |
| 173 | | 126 | 47 |
| 308 | | 220 | 88 |
| 353 | | 251 | 102 |
| 360 | | 251 | 109 |
| 46 | | 31 | 15 |
| 319 | | 219 | 100 |
| 346 | | 304 | 42 |
| 180 | | 125 | 55 |
| 181 | | 125 | 56 |
| 318 | | 219 | 99 |
| 45 | | 30 | 15 |
| 292 | | 256 | 36 |
| 55 | | 47 | 8 |
| 345 | | 298 | 47 |
| 245 | | 196 | 49 |
| 41 | | 33 | 8 |
| 414 | | 275 | 139 |
| 346 | | 298 | 48 |
| 245 | | 196 | 49 |
| 80 | | 65 | 15 |
| 159 | | 128 | 31 |
| 255 | | 219 | 36 |
| 225 | | 94 | 131 |
| 532 | | 220 | 312 |
| 79 | | 64 | 15 |
| 40 | | 32 | 8 |
| 5,540 | | 2,186 | 3,354 |
| 6,924 | | 4,537 | 2,387 |
| 8,210 | | 11,232 | -3,022 |

Form 990PF Part IV - Capital Gains and Losses for Tax on Investment Income - Columns e - h

| (e) Gross sales price | (f) Depreciation allowed (or allowable) | (g) Cost or other basis plus expense of sale | (h) Gain or (loss) (e) plus (f) minus (g) |
|-----------------------|--|---|--|
| 1,316 | | 1,787 | -471 |
| 1,990 | | 1,045 | 945 |
| 1,951 | | 1,991 | -40 |
| 199 | | 162 | 37 |
| 40 | | 33 | 7 |
| 7,162 | | 4,047 | 3,115 |
| 7,963 | | 4,311 | 3,652 |
| 560 | | 455 | 105 |
| 197 | | 164 | 33 |
| 118 | | 99 | 19 |
| 305 | | 251 | 54 |
| 76 | | 63 | 13 |
| 117 | | 99 | 18 |
| 156 | | 134 | 22 |
| 272 | | 232 | 40 |
| 536 | | 462 | 74 |
| | | 47 | -47 |
| | | 10 | -10 |
| 560 | | 549 | 11 |
| 562 | | 549 | 13 |
| 7,115 | | 7,301 | -186 |
| 10,348 | | 10,024 | 324 |
| 12,936 | | 14,053 | -1,117 |
| 16,816 | | 16,053 | 763 |
| 12,936 | | 11,570 | 1,366 |
| 660 | | 327 | 333 |
| 412 | | 204 | 208 |
| 495 | | 243 | 252 |
| 495 | | 222 | 273 |
| 742 | | 477 | 265 |

Form 990PF Part IV - Capital Gains and Losses for Tax on Investment Income - Columns e - h

| (e) Gross sales price | (f) Depreciation allowed (or allowable) | (g) Cost or other basis plus expense of sale | (h) Gain or (loss) (e) plus (f) minus (g) |
|-----------------------|--|---|--|
| 83 | | 67 | 16 |
| 412 | | 331 | 81 |
| 560 | | 549 | 11 |
| 186 | | 182 | 4 |
| 372 | | 319 | 53 |
| 560 | | 547 | 13 |
| 1,302 | | 434 | 868 |
| 567 | | 547 | 20 |
| 473 | | 153 | 320 |
| 297 | | 94 | 203 |
| 572 | | 364 | 208 |
| 193 | | 63 | 130 |
| 604 | | 388 | 216 |
| 476 | | 153 | 323 |
| 2,981 | | 2,235 | 746 |
| 5,494 | | 4,523 | 971 |
| 2,875 | | 1,815 | 1,060 |
| 3,238 | | 3,322 | -84 |
| 1,245 | | 457 | 788 |
| 2,203 | | 3,355 | -1,152 |
| 990 | | 1,407 | -417 |
| 6,194 | | 8,805 | -2,611 |
| 4,183 | | 5,899 | -1,716 |
| 10,818 | | 8,037 | 2,781 |
| 361 | | 115 | 246 |
| 2,679 | | 1,084 | 1,595 |
| 2,344 | | 1,042 | 1,302 |
| 3,252 | | 1,568 | 1,684 |
| 3,554 | | 2,058 | 1,496 |
| 609 | | 388 | 221 |

Form 990PF Part IV - Capital Gains and Losses for Tax on Investment Income - Columns e - h

| (e) Gross sales price | (f) Depreciation allowed (or allowable) | (g) Cost or other basis plus expense of sale | (h) Gain or (loss) (e) plus (f) minus (g) |
|-----------------------|--|---|--|
| 104 | | 117 | -13 |
| 1,037 | | 992 | 45 |
| 1,037 | | 915 | 122 |
| 1,037 | | 906 | 131 |
| 933 | | 901 | 32 |
| 3,348 | | 1,355 | 1,993 |
| 3,719 | | 2,632 | 1,087 |
| 18,817 | | 7,974 | 10,843 |
| 10,324 | | 6,910 | 3,414 |
| 13,630 | | 14,904 | -1,274 |
| 562 | | 179 | 383 |
| 560 | | 179 | 381 |
| 361 | | 115 | 246 |
| 612 | | 388 | 224 |
| 684 | | 259 | 425 |
| 735 | | 278 | 457 |
| 267 | | 170 | 97 |
| 343 | | 153 | 190 |
| 264 | | 84 | 180 |
| 560 | | 179 | 381 |
| 549 | | 179 | 370 |
| 600 | | 273 | 327 |
| 306 | | 102 | 204 |
| 73 | | 34 | 39 |
| 510 | | 246 | 264 |
| 474 | | 228 | 246 |
| 109 | | 51 | 58 |
| 595 | | 271 | 324 |
| 554 | | 254 | 300 |
| 74 | | 34 | 40 |

| Form 990PF Part IV - Capital Gains and Losses for Tax on Investment Income - Columns e - h | | | |
|--|--|---|--|
| (e) Gross sales price | (f) Depreciation allowed (or allowable) | (g) Cost or other basis plus expense of sale | (h) Gain or (loss) (e) plus (f) minus (g) |
| 166 | | 132 | 34 |
| 332 | | 264 | 68 |
| 688 | | 230 | 458 |
| 361 | | 177 | 184 |
| 702 | | 323 | 379 |
| 151 | | 52 | 99 |
| 83 | | 66 | 17 |
| 415 | | 335 | 80 |
| 642 | | 294 | 348 |
| 128 | | 42 | 86 |
| 186 | | 63 | 123 |
| 214 | | 98 | 116 |
| 379 | | 126 | 253 |
| 726 | | 162 | 564 |
| 83 | | 67 | 16 |
| 83 | | 67 | 16 |
| 218 | | 49 | 169 |
| 249 | | 200 | 49 |
| 83 | | 67 | 16 |
| 166 | | 133 | 33 |
| 105 | | 49 | 56 |
| 211 | | 49 | 162 |
| 240 | | 56 | 184 |
| 3,749 | | 2,632 | 1,117 |
| 83 | | 67 | 16 |
| 83 | | 65 | 18 |
| 2,493 | | 974 | 1,519 |
| 83 | | 56 | 27 |
| 166 | | 131 | 35 |
| 210 | | 49 | 161 |

Form 990PF Part IV - Capital Gains and Losses for Tax on Investment Income - Columns e - h

| (e) Gross sales price | (f) Depreciation allowed (or allowable) | (g) Cost or other basis plus expense of sale | (h) Gain or (loss) (e) plus (f) minus (g) |
|-----------------------|--|---|--|
| 179 | | 42 | 137 |
| 166 | | 113 | 53 |
| 248 | | 171 | 77 |
| 317 | | 147 | 170 |
| 483 | | 482 | 1 |
| 76 | | 55 | 21 |
| 343 | | 421 | -78 |
| 77 | | 55 | 22 |
| 129 | | 91 | 38 |
| 380 | | 460 | -80 |
| 105 | | 49 | 56 |
| 318 | | 147 | 171 |
| 752 | | 527 | 225 |
| 424 | | 196 | 228 |
| 540 | | 651 | -111 |
| 2,791 | | 578 | 2,213 |
| 240 | | 211 | 29 |
| 240 | | 211 | 29 |
| 240 | | 211 | 29 |
| 239 | | 211 | 28 |
| 237 | | 211 | 26 |
| 238 | | 211 | 27 |
| 233 | | 211 | 22 |
| 232 | | 211 | 21 |
| 227 | | 211 | 16 |
| 226 | | 211 | 15 |
| 180 | | 169 | 11 |
| 226 | | 211 | 15 |
| 226 | | 211 | 15 |
| 226 | | 211 | 15 |

Form 990PF Part IV - Capital Gains and Losses for Tax on Investment Income - Columns e - h

| (e) Gross sales price | (f) Depreciation allowed (or allowable) | (g) Cost or other basis plus expense of sale | (h) Gain or (loss) (e) plus (f) minus (g) |
|-----------------------|--|---|--|
| 3,818 | | 2,303 | 1,515 |
| 1,402 | | 1,307 | 95 |
| 542 | | 278 | 264 |
| 357 | | 185 | 172 |
| 89 | | 59 | 30 |
| 492 | | 325 | 167 |
| 581 | | 382 | 199 |
| 179 | | 117 | 62 |
| 463 | | 196 | 267 |
| 599 | | 494 | 105 |
| 352 | | 432 | -80 |
| 807 | | 645 | 162 |
| 622 | | 510 | 112 |
| 2,245 | | 949 | 1,296 |
| 186 | | 70 | 116 |
| 500 | | 397 | 103 |
| 5,884 | | 8,186 | -2,302 |
| 2,077 | | 3,628 | -1,551 |
| 3,461 | | 6,880 | -3,419 |
| 4,153 | | 9,230 | -5,077 |
| 2,423 | | 8,461 | -6,038 |
| 1,731 | | 5,162 | -3,431 |
| 1,731 | | 4,261 | -2,530 |
| 2,769 | | 6,278 | -3,509 |
| 1,558 | | 3,448 | -1,890 |
| 2,942 | | 4,344 | -1,402 |
| 2,942 | | 5,654 | -2,712 |
| 5,192 | | 10,520 | -5,328 |
| 1,642 | | 610 | 1,032 |
| 78 | | 64 | 14 |

Form 990PF Part IV - Capital Gains and Losses for Tax on Investment Income - Columns e - h

| (e) Gross sales price | (f) Depreciation allowed (or allowable) | (g) Cost or other basis plus expense of sale | (h) Gain or (loss) (e) plus (f) minus (g) |
|-----------------------|--|---|--|
| 175 | | 144 | 31 |
| 78 | | 64 | 14 |
| 499 | | 282 | 217 |
| 333 | | 225 | 108 |
| 582 | | 329 | 253 |
| 749 | | 430 | 319 |
| 666 | | 381 | 285 |
| 13,677 | | 12,570 | 1,107 |
| 4,774 | | 2,571 | 2,203 |
| 112 | | 44 | 68 |
| 4,957 | | 2,676 | 2,281 |
| 609 | | 379 | 230 |
| 13,923 | | 12,716 | 1,207 |
| 1,468 | | 794 | 674 |
| 338 | | 131 | 207 |
| 3,732 | | 3,383 | 349 |
| 4,542 | | 4,229 | 313 |
| 1,945 | | 1,066 | 879 |
| 336 | | 131 | 205 |
| 341 | | 131 | 210 |
| 2,940 | | 1,610 | 1,330 |
| 8,364 | | 7,641 | 723 |
| 320 | | 291 | 29 |
| 4,315 | | 4,798 | -483 |
| 460 | | 174 | 286 |
| 2,987 | | 1,581 | 1,406 |
| 5,306 | | 5,864 | -558 |
| 3,087 | | 2,838 | 249 |
| 45 | | 17 | 28 |
| 299 | | 101 | 198 |

Form 990PF Part IV - Capital Gains and Losses for Tax on Investment Income - Columns e - h

| (e) Gross sales price | (f) Depreciation allowed (or allowable) | (g) Cost or other basis plus expense of sale | (h) Gain or (loss) (e) plus (f) minus (g) |
|-----------------------|--|---|--|
| 9,428 | | 8,632 | 796 |
| 193 | | 105 | 88 |
| 2,316 | | 1,141 | 1,175 |
| 345 | | 116 | 229 |
| 4,886 | | 2,473 | 2,413 |
| 5,669 | | 5,410 | 259 |
| 6,639 | | 6,267 | 372 |
| 446 | | 154 | 292 |
| 5,097 | | 2,568 | 2,529 |
| 12,566 | | 11,776 | 790 |
| 44 | | 15 | 29 |
| 558 | | 169 | 389 |
| 163 | | 77 | 86 |
| 130 | | 77 | 53 |
| 116 | | 77 | 39 |
| 4,768 | | 4,268 | 500 |
| 4,623 | | 2,155 | 2,468 |
| 271 | | 99 | 172 |
| 107 | | 40 | 67 |
| 700 | | 258 | 442 |
| 592 | | 290 | 302 |
| 54 | | 27 | 27 |
| 322 | | 158 | 164 |
| 374 | | 185 | 189 |
| 265 | | 132 | 133 |
| 8,986 | | 13,165 | -4,179 |
| 3,283 | | 3,393 | -110 |
| 13,132 | | 14,598 | -1,466 |
| 3,765 | | 2,783 | 982 |
| 1,672 | | 1,262 | 410 |

Form 990PF Part IV - Capital Gains and Losses for Tax on Investment Income - Columns e - h

| (e) Gross sales price | (f) Depreciation allowed (or allowable) | (g) Cost or other basis plus expense of sale | (h) Gain or (loss) (e) plus (f) minus (g) |
|-----------------------|--|---|--|
| 12,902 | | 9,996 | 2,906 |
| 3,172 | | 2,432 | 740 |
| 532 | | 209 | 323 |
| 1,809 | | 630 | 1,179 |
| 4,684 | | 3,510 | 1,174 |
| 8,419 | | 4,311 | 4,108 |
| 12,659 | | 11,219 | 1,440 |
| 161 | | 101 | 60 |
| 270 | | 256 | 14 |
| 157 | | 134 | 23 |
| 370 | | 146 | 224 |
| 142 | | 122 | 20 |
| 644 | | 222 | 422 |
| 1,256 | | 445 | 811 |
| 998 | | 402 | 596 |
| 453 | | 246 | 207 |
| 288 | | 285 | 3 |
| 316 | | 313 | 3 |
| 901 | | 790 | 111 |
| 629 | | 535 | 94 |
| 313 | | 202 | 111 |
| 273 | | 182 | 91 |
| 393 | | 259 | 134 |
| 196 | | 130 | 66 |
| 200 | | 130 | 70 |
| 280 | | 182 | 98 |
| 528 | | 371 | 157 |
| 694 | | 491 | 203 |
| 154 | | 104 | 50 |
| 269 | | 179 | 90 |

Form 990PF Part IV - Capital Gains and Losses for Tax on Investment Income - Columns e - h

| (e) Gross sales price | (f) Depreciation allowed (or allowable) | (g) Cost or other basis plus expense of sale | (h) Gain or (loss) (e) plus (f) minus (g) |
|-----------------------|--|---|--|
| 38 | | 26 | 12 |
| 76 | | 53 | 23 |
| 190 | | 137 | 53 |
| 164 | | 116 | 48 |
| 786 | | 561 | 225 |
| 131 | | 93 | 38 |
| 175 | | 160 | 15 |
| 7,346 | | 8,306 | -960 |
| 3,586 | | 1,772 | 1,814 |
| 6,993 | | 5,987 | 1,006 |
| 8,278 | | 4,311 | 3,967 |
| 150 | | 110 | 40 |
| 38 | | 27 | 11 |
| 206 | | 45 | 161 |
| 228 | | 124 | 104 |
| 9,815 | | 3,897 | 5,918 |
| 5,537 | | 2,658 | 2,879 |
| 13,666 | | 16,467 | -2,801 |
| 8,245 | | 9,934 | -1,689 |
| 931 | | 1,034 | -103 |
| 469 | | 544 | -75 |
| 10,190 | | 9,206 | 984 |
| 3,406 | | 2,364 | 1,042 |
| 1,541 | | 1,083 | 458 |
| 4,304 | | 5,877 | -1,573 |
| 2,864 | | 3,051 | -187 |
| 6,320 | | 4,606 | 1,714 |
| 3,404 | | 2,805 | 599 |
| 5,105 | | 3,396 | 1,709 |
| 13,551 | | 12,712 | 839 |

Form 990PF Part IV - Capital Gains and Losses for Tax on Investment Income - Columns e - h

| (e) Gross sales price | (f) Depreciation allowed (or allowable) | (g) Cost or other basis plus expense of sale | (h) Gain or (loss) (e) plus (f) minus (g) |
|-----------------------|--|---|--|
| 2,429 | | 2,296 | 133 |
| 15,119 | | 14,589 | 530 |
| 4,104 | | 2,155 | 1,949 |
| 5,292 | | 5,835 | -543 |
| 9,694 | | 14,904 | -5,210 |
| 4,436 | | 4,896 | -460 |
| 5,151 | | 5,637 | -486 |
| 4,121 | | 5,082 | -961 |
| 5,903 | | 4,707 | 1,196 |
| 483 | | 554 | -71 |
| 4,347 | | 5,135 | -788 |
| 3,419 | | 2,994 | 425 |
| 10,266 | | 12,736 | -2,470 |
| 269 | | 327 | -58 |
| 755 | | 871 | -116 |
| 324 | | 381 | -57 |
| 90 | | 109 | -19 |
| 180 | | 192 | -12 |
| 1,909 | | 2,319 | -410 |
| 5,647 | | 6,845 | -1,198 |
| 132 | | 144 | -12 |
| 134 | | 144 | -10 |
| 6,416 | | 8,542 | -2,126 |
| 8,127 | | 9,159 | -1,032 |
| 2,522 | | 2,301 | 221 |
| 1,216 | | 370 | 846 |
| 122 | | 60 | 62 |
| 87 | | 73 | 14 |
| 48 | | 25 | 23 |
| 120 | | 60 | 60 |

Form 990PF Part IV - Capital Gains and Losses for Tax on Investment Income - Columns e - h

| (e) Gross sales price | (f) Depreciation allowed (or allowable) | (g) Cost or other basis plus expense of sale | (h) Gain or (loss) (e) plus (f) minus (g) |
|-----------------------|--|---|--|
| 213 | | 182 | 31 |
| 159 | | 80 | 79 |
| 96 | | 70 | 26 |
| 20,661 | | 48,309 | -27,648 |
| 4,132 | | 9,903 | -5,771 |
| 1,271 | | 2,719 | -1,448 |
| 3,179 | | 5,747 | -2,568 |
| 2,225 | | 4,070 | -1,845 |
| 215 | | 182 | 33 |
| 92 | | 49 | 43 |
| 99 | | 70 | 29 |
| 215 | | 182 | 33 |
| 1,297 | | 370 | 927 |
| 217 | | 182 | 35 |
| 198 | | 140 | 58 |
| 297 | | 210 | 87 |
| 131 | | 109 | 22 |
| 217 | | 192 | 25 |
| 188 | | 99 | 89 |
| 284 | | 148 | 136 |
| 169 | | 159 | 10 |
| 66 | | 47 | 19 |
| 33 | | 23 | 10 |
| 44 | | 33 | 11 |
| 487 | | 368 | 119 |
| 193 | | 99 | 94 |
| 230 | | 165 | 65 |
| 673 | | 637 | 36 |
| 462 | | 329 | 133 |
| 97 | | 49 | 48 |

Form 990PF Part IV - Capital Gains and Losses for Tax on Investment Income - Columns e - h

| (e) Gross sales price | (f) Depreciation allowed (or allowable) | (g) Cost or other basis plus expense of sale | (h) Gain or (loss) (e) plus (f) minus (g) |
|-----------------------|--|---|--|
| 165 | | 118 | 47 |
| 596 | | 425 | 171 |
| 165 | | 118 | 47 |
| 356 | | 268 | 88 |
| 144 | | 74 | 70 |
| 96 | | 49 | 47 |
| 145 | | 74 | 71 |
| 245 | | 123 | 122 |
| 49 | | 25 | 24 |
| 49 | | 25 | 24 |
| 296 | | 148 | 148 |
| 109 | | 71 | 38 |
| 149 | | 51 | 98 |
| 286 | | 189 | 97 |
| 300 | | 102 | 198 |
| 179 | | 118 | 61 |
| 108 | | 71 | 37 |
| 151 | | 51 | 100 |
| 287 | | 188 | 99 |
| 322 | | 212 | 110 |
| 36 | | 24 | 12 |
| 290 | | 185 | 105 |
| 325 | | 209 | 116 |
| 321 | | 209 | 112 |
| 5,916 | | 4,603 | 1,313 |
| 146 | | 93 | 53 |
| 7,085 | | 4,606 | 2,479 |
| 6,399 | | 5,194 | 1,205 |
| 1,020 | | 979 | 41 |
| 401 | | 153 | 248 |

Form 990PF Part IV - Capital Gains and Losses for Tax on Investment Income - Columns e - h

| (e) Gross sales price | (f) Depreciation allowed (or allowable) | (g) Cost or other basis plus expense of sale | (h) Gain or (loss) (e) plus (f) minus (g) |
|-----------------------|--|---|--|
| 250 | | 102 | 148 |
| 753 | | 306 | 447 |
| 311 | | 128 | 183 |
| 757 | | 306 | 451 |
| 753 | | 306 | 447 |
| 240 | | 444 | -204 |
| 726 | | 281 | 445 |
| 182 | | 333 | -151 |
| 122 | | 222 | -100 |
| 185 | | 333 | -148 |
| 155 | | 277 | -122 |
| 62 | | 111 | -49 |
| 31 | | 55 | -24 |
| 127 | | 148 | -21 |
| 128 | | 148 | -20 |
| 126 | | 148 | -22 |
| 127 | | 148 | -21 |
| 129 | | 148 | -19 |
| 127 | | 148 | -21 |
| 130 | | 148 | -18 |
| 130 | | 148 | -18 |
| 89 | | 99 | -10 |
| 178 | | 198 | -20 |
| 1,784 | | 2,219 | -435 |
| | | 293 | -293 |
| 433 | | | 433 |
| 10 | | 285 | -275 |

Form 990PF Part IV - Capital Gains and Losses for Tax on Investment Income - Columns i - l

| Complete only for assets showing gain in column (h) and owned by the foundation on 12/31/69 | | | (l) Gains (Col (h) gain minus col (k), but not less than -0-) or Losses (from col (h)) |
|---|-----------------------------------|--|--|
| (i) F M V as of 12/31/69 | (j) Adjusted basis as of 12/31/69 | (k) Excess of col (i) over col (j), if any | |
| | | | -1,360 |
| | | | -183 |
| | | | -3,797 |
| | | | 280 |
| | | | 127 |
| | | | -2 |
| | | | 24,609 |
| | | | 8,141 |
| | | | 29,799 |
| | | | 25,764 |
| | | | 26,316 |
| | | | 65,007 |
| | | | 25,337 |
| | | | -2,764 |
| | | | -9,633 |
| | | | 174,743 |
| | | | -49 |
| | | | -53,322 |
| | | | -1,785 |
| | | | 21,817 |
| | | | 24,513 |
| | | | -13,225 |
| | | | -267 |
| | | | -131 |
| | | | 13,714 |
| | | | 62,778 |
| | | | -1,058 |
| | | | -14,889 |
| | | | 13,118 |
| | | | 14,964 |

Form 990PF Part IV - Capital Gains and Losses for Tax on Investment Income - Columns i - l

| Complete only for assets showing gain in column (h) and owned by the foundation on 12/31/69 | | | (l) Gains (Col (h) gain minus col (k), but not less than -0-) or Losses (from col (h)) |
|---|-----------------------------------|--|--|
| (i) FMV as of 12/31/69 | (j) Adjusted basis as of 12/31/69 | (k) Excess of col (i) over col (j), if any | |
| | | | 11,427 |
| | | | 4,445 |
| | | | 23 |
| | | | 5,994 |
| | | | 29 |
| | | | 75 |
| | | | 22 |
| | | | 11,564 |
| | | | -4,721 |
| | | | -7,955 |
| | | | -10,840 |
| | | | -14,802 |
| | | | 62 |
| | | | -12,384 |
| | | | 96,907 |
| | | | 10,530 |
| | | | 31,080 |
| | | | -42,986 |
| | | | -2,415 |
| | | | 1,381 |
| | | | 4,928 |
| | | | 23,398 |
| | | | 6,090 |
| | | | 24,124 |
| | | | 10,155 |
| | | | 10,461 |
| | | | 11,782 |
| | | | 8,426 |
| | | | 182 |
| | | | 99 |

Form 990PF Part IV - Capital Gains and Losses for Tax on Investment Income - Columns i - l

| Complete only for assets showing gain in column (h) and owned by the foundation on 12/31/69 | | | (l) Gains (Col (h) gain minus col (k), but not less than -0-) or Losses (from col (h)) |
|---|-----------------------------------|--|--|
| (i) F M V as of 12/31/69 | (j) Adjusted basis as of 12/31/69 | (k) Excess of col (i) over col (j), if any | |
| | | | 49 |
| | | | 355 |
| | | | 183 |
| | | | 61 |
| | | | 189 |
| | | | 711 |
| | | | 12 |
| | | | 57 |
| | | | 66 |
| | | | 263 |
| | | | 52 |
| | | | 147 |
| | | | 419 |
| | | | 305 |
| | | | 8 |
| | | | -130 |
| | | | -47 |
| | | | -45 |
| | | | -6 |
| | | | -447 |
| | | | 713 |
| | | | 1,225 |
| | | | 738 |
| | | | 137 |
| | | | 1,066 |
| | | | 629 |
| | | | 638 |
| | | | 571 |
| | | | 1,289 |
| | | | 52 |

Form 990PF Part IV - Capital Gains and Losses for Tax on Investment Income - Columns i - l

| Complete only for assets showing gain in column (h) and owned by the foundation on 12/31/69 | | | (l) Gains (Col (h) gain minus col (k), but not less than -0-) or Losses (from col (h)) |
|---|-----------------------------------|--|--|
| (i) F M V as of 12/31/69 | (j) Adjusted basis as of 12/31/69 | (k) Excess of col (i) over col (j), if any | |
| | | | 846 |
| | | | -609 |
| | | | 1,407 |
| | | | 1,580 |
| | | | 996 |
| | | | 849 |
| | | | 587 |
| | | | 662 |
| | | | 513 |
| | | | 418 |
| | | | 106 |
| | | | 687 |
| | | | 768 |
| | | | -562 |
| | | | -774 |
| | | | -218 |
| | | | 2,409 |
| | | | 1,659 |
| | | | 1,909 |
| | | | -565 |
| | | | -415 |
| | | | -163 |
| | | | -15 |
| | | | -232 |
| | | | 51 |
| | | | 703 |
| | | | 758 |
| | | | 426 |
| | | | 1,349 |
| | | | -808 |

Form 990PF Part IV - Capital Gains and Losses for Tax on Investment Income - Columns i - l

| Complete only for assets showing gain in column (h) and owned by the foundation on 12/31/69 | | | (l) Gains (Col (h) gain minus col (k), but not less than -0-) or Losses (from col (h)) |
|---|-----------------------------------|--|--|
| (i) F M V as of 12/31/69 | (j) Adjusted basis as of 12/31/69 | (k) Excess of col (i) over col (j), if any | |
| | | | 63 |
| | | | 695 |
| | | | 494 |
| | | | 499 |
| | | | 59 |
| | | | 817 |
| | | | 76 |
| | | | 1,109 |
| | | | 994 |
| | | | 834 |
| | | | -139 |
| | | | -1,161 |
| | | | -1,827 |
| | | | -350 |
| | | | -3,231 |
| | | | -355 |
| | | | -1,184 |
| | | | -1,835 |
| | | | -476 |
| | | | -1,934 |
| | | | 121 |
| | | | 31 |
| | | | 16 |
| | | | 1,006 |
| | | | 75 |
| | | | 72 |
| | | | 376 |
| | | | 127 |
| | | | 68 |
| | | | 20 |

Form 990PF Part IV - Capital Gains and Losses for Tax on Investment Income - Columns i - l

| Complete only for assets showing gain in column (h) and owned by the foundation on 12/31/69 | | | (l) Gains (Col (h) gain minus col (k), but not less than -0-) or Losses (from col (h)) |
|---|-----------------------------------|--|--|
| (i) F M V as of 12/31/69 | (j) Adjusted basis as of 12/31/69 | (k) Excess of col (i) over col (j), if any | |
| | | | 905 |
| | | | 896 |
| | | | 791 |
| | | | 67 |
| | | | 271 |
| | | | 564 |
| | | | 1,365 |
| | | | 18 |
| | | | 1,641 |
| | | | 1,042 |
| | | | 1,582 |
| | | | 811 |
| | | | 940 |
| | | | 181 |
| | | | 738 |
| | | | 102 |
| | | | 323 |
| | | | 252 |
| | | | 480 |
| | | | 947 |
| | | | 112 |
| | | | 635 |
| | | | 125 |
| | | | 185 |
| | | | 214 |
| | | | 735 |
| | | | 373 |
| | | | 238 |
| | | | 866 |
| | | | 595 |

Form 990PF Part IV - Capital Gains and Losses for Tax on Investment Income - Columns i - l

| Complete only for assets showing gain in column (h) and owned by the foundation on 12/31/69 | | | (l) Gains (Col (h) gain minus col (k), but not less than -0-) or Losses (from col (h)) |
|---|-----------------------------------|--|--|
| (i) F M V as of 12/31/69 | (j) Adjusted basis as of 12/31/69 | (k) Excess of col (i) over col (j), if any | |
| | | | 48 |
| | | | 591 |
| | | | 472 |
| | | | 23 |
| | | | 819 |
| | | | 592 |
| | | | 263 |
| | | | 598 |
| | | | 266 |
| | | | 279 |
| | | | -78 |
| | | | -180 |
| | | | 654 |
| | | | 722 |
| | | | 281 |
| | | | -161 |
| | | | -7 |
| | | | 72 |
| | | | 431 |
| | | | 632 |
| | | | 650 |
| | | | -159 |
| | | | -46 |
| | | | -120 |
| | | | 872 |
| | | | 1,131 |
| | | | 450 |
| | | | 256 |
| | | | 418 |
| | | | 10 |

Form 990PF Part IV - Capital Gains and Losses for Tax on Investment Income - Columns i - l

| Complete only for assets showing gain in column (h) and owned by the foundation on 12/31/69 | | | (l) Gains (Col (h) gain minus col (k), but not less than -0-) or Losses (from col (h)) |
|---|-----------------------------------|--|--|
| (i) F M V as of 12/31/69 | (j) Adjusted basis as of 12/31/69 | (k) Excess of col (i) over col (j), if any | |
| | | | 599 |
| | | | 1,776 |
| | | | 1,673 |
| | | | 1,383 |
| | | | 309 |
| | | | 621 |
| | | | 142 |
| | | | 284 |
| | | | 291 |
| | | | 339 |
| | | | 301 |
| | | | 352 |
| | | | 416 |
| | | | 887 |
| | | | -234 |
| | | | -384 |
| | | | -467 |
| | | | 361 |
| | | | 104 |
| | | | 1,053 |
| | | | -325 |
| | | | 367 |
| | | | -379 |
| | | | 209 |
| | | | 346 |
| | | | -1,411 |
| | | | 366 |
| | | | 556 |
| | | | 3,063 |
| | | | -243 |

Form 990PF Part IV - Capital Gains and Losses for Tax on Investment Income - Columns i - l

| Complete only for assets showing gain in column (h) and owned by the foundation on 12/31/69 | | | (l) Gains (Col (h) gain minus col (k), but not less than -0-) or Losses (from col (h)) |
|---|-----------------------------------|--|--|
| (i) F M V as of 12/31/69 | (j) Adjusted basis as of 12/31/69 | (k) Excess of col (i) over col (j), if any | |
| | | | -79 |
| | | | -73 |
| | | | 2,683 |
| | | | 1 |
| | | | 1,137 |
| | | | 2,294 |
| | | | 1,548 |
| | | | 1,710 |
| | | | 1,727 |
| | | | 1,442 |
| | | | 153 |
| | | | 258 |
| | | | 1,750 |
| | | | 33 |
| | | | 395 |
| | | | 57 |
| | | | 10 |
| | | | 135 |
| | | | 303 |
| | | | 51 |
| | | | 2,087 |
| | | | 55 |
| | | | 1,444 |
| | | | 1,377 |
| | | | 831 |
| | | | 2,314 |
| | | | 7 |
| | | | 2,059 |
| | | | 394 |
| | | | 1,798 |

Form 990PF Part IV - Capital Gains and Losses for Tax on Investment Income - Columns i - l

| Complete only for assets showing gain in column (h) and owned by the foundation on 12/31/69 | | | (l) Gains (Col (h) gain minus col (k), but not less than -0-) or Losses (from col (h)) |
|---|-----------------------------------|--|--|
| (i) F M V as of 12/31/69 | (j) Adjusted basis as of 12/31/69 | (k) Excess of col (i) over col (j), if any | |
| | | | 11 |
| | | | 6 |
| | | | 1,363 |
| | | | 5,515 |
| | | | 385 |
| | | | 122 |
| | | | 61 |
| | | | 52 |
| | | | 502 |
| | | | 65 |
| | | | 22 |
| | | | 3 |
| | | | 678 |
| | | | 3,484 |
| | | | 11 |
| | | | 44 |
| | | | 252 |
| | | | 211 |
| | | | 799 |
| | | | 342 |
| | | | 864 |
| | | | -341 |
| | | | 1,935 |
| | | | 48 |
| | | | 20 |
| | | | 329 |
| | | | 2,789 |
| | | | 226 |
| | | | 111 |
| | | | 626 |

Form 990PF Part IV - Capital Gains and Losses for Tax on Investment Income - Columns i - l

| Complete only for assets showing gain in column (h) and owned by the foundation on 12/31/69 | | | (l) Gains (Col (h) gain minus col (k), but not less than -0-) or Losses (from col (h)) |
|---|-----------------------------------|--|--|
| (i) F M V as of 12/31/69 | (j) Adjusted basis as of 12/31/69 | (k) Excess of col (i) over col (j), if any | |
| | | | 46 |
| | | | 55 |
| | | | 688 |
| | | | 1,136 |
| | | | 409 |
| | | | 636 |
| | | | -92 |
| | | | -60 |
| | | | -55 |
| | | | 688 |
| | | | -45 |
| | | | -545 |
| | | | -116 |
| | | | 1,784 |
| | | | -119 |
| | | | -70 |
| | | | -81 |
| | | | -147 |
| | | | -139 |
| | | | 1,470 |
| | | | 1,254 |
| | | | -25 |
| | | | 448 |
| | | | 59 |
| | | | 9 |
| | | | 127 |
| | | | 394 |
| | | | 1,647 |
| | | | -14 |
| | | | -154 |

Form 990PF Part IV - Capital Gains and Losses for Tax on Investment Income - Columns i - l

| Complete only for assets showing gain in column (h) and owned by the foundation on 12/31/69 | | | (l) Gains (Col (h) gain minus col (k), but not less than -0-) or Losses (from col (h)) |
|---|-----------------------------------|--|--|
| (i) F M V as of 12/31/69 | (j) Adjusted basis as of 12/31/69 | (k) Excess of col (i) over col (j), if any | |
| | | | -148 |
| | | | -161 |
| | | | 1,484 |
| | | | 1,507 |
| | | | 1,013 |
| | | | 53 |
| | | | 3,442 |
| | | | 76 |
| | | | 1,547 |
| | | | 637 |
| | | | 507 |
| | | | 2,051 |
| | | | 871 |
| | | | 178 |
| | | | 97 |
| | | | 153 |
| | | | 431 |
| | | | 1,188 |
| | | | 1,965 |
| | | | 1,809 |
| | | | 771 |
| | | | 269 |
| | | | 528 |
| | | | -154 |
| | | | 2,176 |
| | | | 45 |
| | | | -300 |
| | | | 45 |
| | | | 114 |
| | | | -161 |

Form 990PF Part IV - Capital Gains and Losses for Tax on Investment Income - Columns i - l

| Complete only for assets showing gain in column (h) and owned by the foundation on 12/31/69 | | | (l) Gains (Col (h) gain minus col (k), but not less than -0-) or Losses (from col (h)) |
|---|-----------------------------------|--|--|
| (i) F M V as of 12/31/69 | (j) Adjusted basis as of 12/31/69 | (k) Excess of col (i) over col (j), if any | |
| | | | -279 |
| | | | 524 |
| | | | -339 |
| | | | 1,196 |
| | | | -223 |
| | | | 68 |
| | | | 163 |
| | | | -1,049 |
| | | | -533 |
| | | | -511 |
| | | | 225 |
| | | | 48 |
| | | | 203 |
| | | | 318 |
| | | | -7 |
| | | | 79 |
| | | | 40 |
| | | | 850 |
| | | | 258 |
| | | | -84 |
| | | | 863 |
| | | | 40 |
| | | | -118 |
| | | | -62 |
| | | | -39 |
| | | | 61 |
| | | | 411 |
| | | | 6 |
| | | | -70 |
| | | | -39 |

Form 990PF Part IV - Capital Gains and Losses for Tax on Investment Income - Columns i - l

| Complete only for assets showing gain in column (h) and owned by the foundation on 12/31/69 | | | (l) Gains (Col (h) gain minus col (k), but not less than -0-) or Losses (from col (h)) |
|---|-----------------------------------|--|--|
| (i) F M V as of 12/31/69 | (j) Adjusted basis as of 12/31/69 | (k) Excess of col (i) over col (j), if any | |
| | | | -108 |
| | | | 221 |
| | | | 223 |
| | | | 14 |
| | | | 4,331 |
| | | | 281 |
| | | | 906 |
| | | | -118 |
| | | | 289 |
| | | | 621 |
| | | | 2,913 |
| | | | 43 |
| | | | 285 |
| | | | 227 |
| | | | 251 |
| | | | -80 |
| | | | 236 |
| | | | 1,395 |
| | | | -140 |
| | | | 168 |
| | | | 95 |
| | | | 884 |
| | | | 340 |
| | | | -179 |
| | | | -134 |
| | | | 176 |
| | | | 284 |
| | | | 137 |
| | | | 323 |
| | | | 109 |

Form 990PF Part IV - Capital Gains and Losses for Tax on Investment Income - Columns i - l

| Complete only for assets showing gain in column (h) and owned by the foundation on 12/31/69 | | | (l) Gains (Col (h) gain minus col (k), but not less than -0-) or Losses (from col (h)) |
|---|-----------------------------------|--|--|
| (i) F M V as of 12/31/69 | (j) Adjusted basis as of 12/31/69 | (k) Excess of col (i) over col (j), if any | |
| | | | 4 |
| | | | -160 |
| | | | 845 |
| | | | 351 |
| | | | -181 |
| | | | -150 |
| | | | -1,036 |
| | | | 18 |
| | | | 587 |
| | | | 539 |
| | | | 1,285 |
| | | | 19 |
| | | | 36 |
| | | | 9 |
| | | | 17 |
| | | | 3 |
| | | | -30 |
| | | | 308 |
| | | | -1,723 |
| | | | -417 |
| | | | 1,064 |
| | | | 127 |
| | | | -174 |
| | | | 132 |
| | | | 1,342 |
| | | | 331 |
| | | | 613 |
| | | | 111 |
| | | | 230 |
| | | | 2,401 |

Form 990PF Part IV - Capital Gains and Losses for Tax on Investment Income - Columns i - l

| Complete only for assets showing gain in column (h) and owned by the foundation on 12/31/69 | | | (l) Gains (Col (h) gain minus col (k), but not less than -0-) or Losses (from col (h)) |
|---|-----------------------------------|--|--|
| (i) F M V as of 12/31/69 | (j) Adjusted basis as of 12/31/69 | (k) Excess of col (i) over col (j), if any | |
| | | | 196 |
| | | | 1,419 |
| | | | 345 |
| | | | 275 |
| | | | 496 |
| | | | 411 |
| | | | 331 |
| | | | 135 |
| | | | 80 |
| | | | 110 |
| | | | 396 |
| | | | -1,180 |
| | | | -145 |
| | | | -378 |
| | | | 263 |
| | | | 318 |
| | | | -32 |
| | | | -510 |
| | | | 625 |
| | | | 462 |
| | | | 390 |
| | | | 327 |
| | | | -21 |
| | | | -357 |
| | | | 40 |
| | | | -36 |
| | | | 857 |
| | | | 643 |
| | | | 203 |
| | | | 69 |

Form 990PF Part IV - Capital Gains and Losses for Tax on Investment Income - Columns i - l

| Complete only for assets showing gain in column (h) and owned by the foundation on 12/31/69 | | | (l) Gains (Col (h) gain minus col (k), but not less than -0-) or Losses (from col (h)) |
|---|-----------------------------------|--|--|
| (i) F M V as of 12/31/69 | (j) Adjusted basis as of 12/31/69 | (k) Excess of col (i) over col (j), if any | |
| | | | -21 |
| | | | 24 |
| | | | 290 |
| | | | 727 |
| | | | -5 |
| | | | 648 |
| | | | -3 |
| | | | 235 |
| | | | -11 |
| | | | 132 |
| | | | 6 |
| | | | 135 |
| | | | 185 |
| | | | 105 |
| | | | 17 |
| | | | 413 |
| | | | 39 |
| | | | 22 |
| | | | -5 |
| | | | 1,093 |
| | | | 192 |
| | | | -45 |
| | | | -12 |
| | | | 17 |
| | | | 841 |
| | | | -17 |
| | | | -13 |
| | | | -30 |
| | | | 189 |
| | | | 17 |

Form 990PF Part IV - Capital Gains and Losses for Tax on Investment Income - Columns i - l

| Complete only for assets showing gain in column (h) and owned by the foundation on 12/31/69 | | | (l) Gains (Col (h) gain minus col (k), but not less than -0-) or Losses (from col (h)) |
|---|-----------------------------------|--|--|
| (i) F M V as of 12/31/69 | (j) Adjusted basis as of 12/31/69 | (k) Excess of col (i) over col (j), if any | |
| | | | 418 |
| | | | 286 |
| | | | -15 |
| | | | 493 |
| | | | 174 |
| | | | 768 |
| | | | 297 |
| | | | -370 |
| | | | 151 |
| | | | 226 |
| | | | -364 |
| | | | 172 |
| | | | 1,618 |
| | | | 27 |
| | | | 606 |
| | | | 162 |
| | | | 212 |
| | | | 86 |
| | | | -241 |
| | | | 539 |
| | | | 250 |
| | | | 78 |
| | | | 16 |
| | | | 73 |
| | | | -354 |
| | | | -344 |
| | | | 187 |
| | | | 308 |
| | | | 1,577 |
| | | | -285 |

Form 990PF Part IV - Capital Gains and Losses for Tax on Investment Income - Columns i - l

| Complete only for assets showing gain in column (h) and owned by the foundation on 12/31/69 | | | (l) Gains (Col (h) gain minus col (k), but not less than -0-) or Losses (from col (h)) |
|---|-----------------------------------|--|--|
| (i) F M V as of 12/31/69 | (j) Adjusted basis as of 12/31/69 | (k) Excess of col (i) over col (j), if any | |
| | | | 114 |
| | | | 108 |
| | | | 1,245 |
| | | | -270 |
| | | | 57 |
| | | | 980 |
| | | | 715 |
| | | | 111 |
| | | | 9 |
| | | | 1,303 |
| | | | 6 |
| | | | 65 |
| | | | 1,215 |
| | | | 423 |
| | | | 21 |
| | | | -1 |
| | | | 1,921 |
| | | | 400 |
| | | | 67 |
| | | | 936 |
| | | | 117 |
| | | | -107 |
| | | | 609 |
| | | | 564 |
| | | | 663 |
| | | | -291 |
| | | | 150 |
| | | | 677 |
| | | | -218 |
| | | | 769 |

Form 990PF Part IV - Capital Gains and Losses for Tax on Investment Income - Columns i - l

| Complete only for assets showing gain in column (h) and owned by the foundation on 12/31/69 | | | (l) Gains (Col (h) gain minus col (k), but not less than -0-) or Losses (from col (h)) |
|---|-----------------------------------|--|--|
| (i) FMV as of 12/31/69 | (j) Adjusted basis as of 12/31/69 | (k) Excess of col (i) over col (j), if any | |
| | | | -23 |
| | | | -24 |
| | | | -245 |
| | | | -48 |
| | | | 913 |
| | | | 885 |
| | | | -160 |
| | | | 11 |
| | | | 5 |
| | | | 2,370 |
| | | | 6 |
| | | | 331 |
| | | | 112 |
| | | | 3 |
| | | | 3 |
| | | | 23 |
| | | | 81 |
| | | | 150 |
| | | | 36 |
| | | | 164 |
| | | | 67 |
| | | | -30 |
| | | | -142 |
| | | | -20 |
| | | | -19,592 |
| | | | -140 |
| | | | -166 |
| | | | -284 |
| | | | 1,554 |
| | | | 148 |

Form 990PF Part IV - Capital Gains and Losses for Tax on Investment Income - Columns i - l

| Complete only for assets showing gain in column (h) and owned by the foundation on 12/31/69 | | | (l) Gains (Col (h) gain minus col (k), but not less than -0-) or Losses (from col (h)) |
|---|-----------------------------------|--|--|
| (i) F M V as of 12/31/69 | (j) Adjusted basis as of 12/31/69 | (k) Excess of col (i) over col (j), if any | |
| | | | 65 |
| | | | 47 |
| | | | 88 |
| | | | 102 |
| | | | 109 |
| | | | 15 |
| | | | 100 |
| | | | 42 |
| | | | 55 |
| | | | 56 |
| | | | 99 |
| | | | 15 |
| | | | 36 |
| | | | 8 |
| | | | 47 |
| | | | 49 |
| | | | 8 |
| | | | 139 |
| | | | 48 |
| | | | 49 |
| | | | 15 |
| | | | 31 |
| | | | 36 |
| | | | 131 |
| | | | 312 |
| | | | 15 |
| | | | 8 |
| | | | 3,354 |
| | | | 2,387 |
| | | | -3,022 |

Form 990PF Part IV - Capital Gains and Losses for Tax on Investment Income - Columns i - l

| Complete only for assets showing gain in column (h) and owned by the foundation on 12/31/69 | | | (l) Gains (Col (h) gain minus col (k), but not less than -0-) or Losses (from col (h)) |
|---|-----------------------------------|--|--|
| (i) F M V as of 12/31/69 | (j) Adjusted basis as of 12/31/69 | (k) Excess of col (i) over col (j), if any | |
| | | | -471 |
| | | | 945 |
| | | | -40 |
| | | | 37 |
| | | | 7 |
| | | | 3,115 |
| | | | 3,652 |
| | | | 105 |
| | | | 33 |
| | | | 19 |
| | | | 54 |
| | | | 13 |
| | | | 18 |
| | | | 22 |
| | | | 40 |
| | | | 74 |
| | | | -47 |
| | | | -10 |
| | | | 11 |
| | | | 13 |
| | | | -186 |
| | | | 324 |
| | | | -1,117 |
| | | | 763 |
| | | | 1,366 |
| | | | 333 |
| | | | 208 |
| | | | 252 |
| | | | 273 |
| | | | 265 |

Form 990PF Part IV - Capital Gains and Losses for Tax on Investment Income - Columns i - l

| Complete only for assets showing gain in column (h) and owned by the foundation on 12/31/69 | | | (l) Gains (Col (h) gain minus col (k), but not less than -0-) or Losses (from col (h)) |
|---|-----------------------------------|--|--|
| (i) F M V as of 12/31/69 | (j) Adjusted basis as of 12/31/69 | (k) Excess of col (i) over col (j), if any | |
| | | | 16 |
| | | | 81 |
| | | | 11 |
| | | | 4 |
| | | | 53 |
| | | | 13 |
| | | | 868 |
| | | | 20 |
| | | | 320 |
| | | | 203 |
| | | | 208 |
| | | | 130 |
| | | | 216 |
| | | | 323 |
| | | | 746 |
| | | | 971 |
| | | | 1,060 |
| | | | -84 |
| | | | 788 |
| | | | -1,152 |
| | | | -417 |
| | | | -2,611 |
| | | | -1,716 |
| | | | 2,781 |
| | | | 246 |
| | | | 1,595 |
| | | | 1,302 |
| | | | 1,684 |
| | | | 1,496 |
| | | | 221 |

Form 990PF Part IV - Capital Gains and Losses for Tax on Investment Income - Columns i - l

| Complete only for assets showing gain in column (h) and owned by the foundation on 12/31/69 | | | (l) Gains (Col (h) gain minus col (k), but not less than -0-) or Losses (from col (h)) |
|---|-----------------------------------|--|--|
| (i) FMV as of 12/31/69 | (j) Adjusted basis as of 12/31/69 | (k) Excess of col (i) over col (j), if any | |
| | | | -13 |
| | | | 45 |
| | | | 122 |
| | | | 131 |
| | | | 32 |
| | | | 1,993 |
| | | | 1,087 |
| | | | 10,843 |
| | | | 3,414 |
| | | | -1,274 |
| | | | 383 |
| | | | 381 |
| | | | 246 |
| | | | 224 |
| | | | 425 |
| | | | 457 |
| | | | 97 |
| | | | 190 |
| | | | 180 |
| | | | 381 |
| | | | 370 |
| | | | 327 |
| | | | 204 |
| | | | 39 |
| | | | 264 |
| | | | 246 |
| | | | 58 |
| | | | 324 |
| | | | 300 |
| | | | 40 |

Form 990PF Part IV - Capital Gains and Losses for Tax on Investment Income - Columns i - l

| Complete only for assets showing gain in column (h) and owned by the foundation on 12/31/69 | | | (l) Gains (Col (h) gain minus col (k), but not less than -0-) or Losses (from col (h)) |
|---|-----------------------------------|--|--|
| (i) F M V as of 12/31/69 | (j) Adjusted basis as of 12/31/69 | (k) Excess of col (i) over col (j), if any | |
| | | | 34 |
| | | | 68 |
| | | | 458 |
| | | | 184 |
| | | | 379 |
| | | | 99 |
| | | | 17 |
| | | | 80 |
| | | | 348 |
| | | | 86 |
| | | | 123 |
| | | | 116 |
| | | | 253 |
| | | | 564 |
| | | | 16 |
| | | | 16 |
| | | | 169 |
| | | | 49 |
| | | | 16 |
| | | | 33 |
| | | | 56 |
| | | | 162 |
| | | | 184 |
| | | | 1,117 |
| | | | 16 |
| | | | 18 |
| | | | 1,519 |
| | | | 27 |
| | | | 35 |
| | | | 161 |

Form 990PF Part IV - Capital Gains and Losses for Tax on Investment Income - Columns i - l

| Complete only for assets showing gain in column (h) and owned by the foundation on 12/31/69 | | | (l) Gains (Col (h) gain minus col (k), but not less than -0-) or Losses (from col (h)) |
|---|-----------------------------------|--|--|
| (i) F M V as of 12/31/69 | (j) Adjusted basis as of 12/31/69 | (k) Excess of col (i) over col (j), if any | |
| | | | 137 |
| | | | 53 |
| | | | 77 |
| | | | 170 |
| | | | 1 |
| | | | 21 |
| | | | -78 |
| | | | 22 |
| | | | 38 |
| | | | -80 |
| | | | 56 |
| | | | 171 |
| | | | 225 |
| | | | 228 |
| | | | -111 |
| | | | 2,213 |
| | | | 29 |
| | | | 29 |
| | | | 29 |
| | | | 28 |
| | | | 26 |
| | | | 27 |
| | | | 22 |
| | | | 21 |
| | | | 16 |
| | | | 15 |
| | | | 11 |
| | | | 15 |
| | | | 15 |
| | | | 15 |

Form 990PF Part IV - Capital Gains and Losses for Tax on Investment Income - Columns i - l

| Complete only for assets showing gain in column (h) and owned by the foundation on 12/31/69 | | | (l) Gains (Col (h) gain minus col (k), but not less than -0-) or Losses (from col (h)) |
|---|-----------------------------------|--|--|
| (i) F M V as of 12/31/69 | (j) Adjusted basis as of 12/31/69 | (k) Excess of col (i) over col (j), if any | |
| | | | 1,515 |
| | | | 95 |
| | | | 264 |
| | | | 172 |
| | | | 30 |
| | | | 167 |
| | | | 199 |
| | | | 62 |
| | | | 267 |
| | | | 105 |
| | | | -80 |
| | | | 162 |
| | | | 112 |
| | | | 1,296 |
| | | | 116 |
| | | | 103 |
| | | | -2,302 |
| | | | -1,551 |
| | | | -3,419 |
| | | | -5,077 |
| | | | -6,038 |
| | | | -3,431 |
| | | | -2,530 |
| | | | -3,509 |
| | | | -1,890 |
| | | | -1,402 |
| | | | -2,712 |
| | | | -5,328 |
| | | | 1,032 |
| | | | 14 |

Form 990PF Part IV - Capital Gains and Losses for Tax on Investment Income - Columns i - l

| Complete only for assets showing gain in column (h) and owned by the foundation on 12/31/69 | | | (l) Gains (Col (h) gain minus col (k), but not less than -0-) or Losses (from col (h)) |
|---|-----------------------------------|--|--|
| (i) F M V as of 12/31/69 | (j) Adjusted basis as of 12/31/69 | (k) Excess of col (i) over col (j), if any | |
| | | | 31 |
| | | | 14 |
| | | | 217 |
| | | | 108 |
| | | | 253 |
| | | | 319 |
| | | | 285 |
| | | | 1,107 |
| | | | 2,203 |
| | | | 68 |
| | | | 2,281 |
| | | | 230 |
| | | | 1,207 |
| | | | 674 |
| | | | 207 |
| | | | 349 |
| | | | 313 |
| | | | 879 |
| | | | 205 |
| | | | 210 |
| | | | 1,330 |
| | | | 723 |
| | | | 29 |
| | | | -483 |
| | | | 286 |
| | | | 1,406 |
| | | | -558 |
| | | | 249 |
| | | | 28 |
| | | | 198 |

Form 990PF Part IV - Capital Gains and Losses for Tax on Investment Income - Columns i - l

| Complete only for assets showing gain in column (h) and owned by the foundation on 12/31/69 | | | (l) Gains (Col (h) gain minus col (k), but not less than -0-) or Losses (from col (h)) |
|---|-----------------------------------|--|--|
| (i) F M V as of 12/31/69 | (j) Adjusted basis as of 12/31/69 | (k) Excess of col (i) over col (j), if any | |
| | | | 796 |
| | | | 88 |
| | | | 1,175 |
| | | | 229 |
| | | | 2,413 |
| | | | 259 |
| | | | 372 |
| | | | 292 |
| | | | 2,529 |
| | | | 790 |
| | | | 29 |
| | | | 389 |
| | | | 86 |
| | | | 53 |
| | | | 39 |
| | | | 500 |
| | | | 2,468 |
| | | | 172 |
| | | | 67 |
| | | | 442 |
| | | | 302 |
| | | | 27 |
| | | | 164 |
| | | | 189 |
| | | | 133 |
| | | | -4,179 |
| | | | -110 |
| | | | -1,466 |
| | | | 982 |
| | | | 410 |

Form 990PF Part IV - Capital Gains and Losses for Tax on Investment Income - Columns i - l

| Complete only for assets showing gain in column (h) and owned by the foundation on 12/31/69 | | | (l) Gains (Col (h) gain minus col (k), but not less than -0-) or Losses (from col (h)) |
|---|-----------------------------------|--|--|
| (i) F M V as of 12/31/69 | (j) Adjusted basis as of 12/31/69 | (k) Excess of col (i) over col (j), if any | |
| | | | 2,906 |
| | | | 740 |
| | | | 323 |
| | | | 1,179 |
| | | | 1,174 |
| | | | 4,108 |
| | | | 1,440 |
| | | | 60 |
| | | | 14 |
| | | | 23 |
| | | | 224 |
| | | | 20 |
| | | | 422 |
| | | | 811 |
| | | | 596 |
| | | | 207 |
| | | | 3 |
| | | | 3 |
| | | | 111 |
| | | | 94 |
| | | | 111 |
| | | | 91 |
| | | | 134 |
| | | | 66 |
| | | | 70 |
| | | | 98 |
| | | | 157 |
| | | | 203 |
| | | | 50 |
| | | | 90 |

Form 990PF Part IV - Capital Gains and Losses for Tax on Investment Income - Columns i - l

| Complete only for assets showing gain in column (h) and owned by the foundation on 12/31/69 | | | (l) Gains (Col (h) gain minus col (k), but not less than -0-) or Losses (from col (h)) |
|---|-----------------------------------|--|--|
| (i) F M V as of 12/31/69 | (j) Adjusted basis as of 12/31/69 | (k) Excess of col (i) over col (j), if any | |
| | | | 12 |
| | | | 23 |
| | | | 53 |
| | | | 48 |
| | | | 225 |
| | | | 38 |
| | | | 15 |
| | | | -960 |
| | | | 1,814 |
| | | | 1,006 |
| | | | 3,967 |
| | | | 40 |
| | | | 11 |
| | | | 161 |
| | | | 104 |
| | | | 5,918 |
| | | | 2,879 |
| | | | -2,801 |
| | | | -1,689 |
| | | | -103 |
| | | | -75 |
| | | | 984 |
| | | | 1,042 |
| | | | 458 |
| | | | -1,573 |
| | | | -187 |
| | | | 1,714 |
| | | | 599 |
| | | | 1,709 |
| | | | 839 |

Form 990PF Part IV - Capital Gains and Losses for Tax on Investment Income - Columns i - l

| Complete only for assets showing gain in column (h) and owned by the foundation on 12/31/69 | | | (l) Gains (Col (h) gain minus col (k), but not less than -0-) or Losses (from col (h)) |
|---|-----------------------------------|--|--|
| (i) F M V as of 12/31/69 | (j) Adjusted basis as of 12/31/69 | (k) Excess of col (i) over col (j), if any | |
| | | | 133 |
| | | | 530 |
| | | | 1,949 |
| | | | -543 |
| | | | -5,210 |
| | | | -460 |
| | | | -486 |
| | | | -961 |
| | | | 1,196 |
| | | | -71 |
| | | | -788 |
| | | | 425 |
| | | | -2,470 |
| | | | -58 |
| | | | -116 |
| | | | -57 |
| | | | -19 |
| | | | -12 |
| | | | -410 |
| | | | -1,198 |
| | | | -12 |
| | | | -10 |
| | | | -2,126 |
| | | | -1,032 |
| | | | 221 |
| | | | 846 |
| | | | 62 |
| | | | 14 |
| | | | 23 |
| | | | 60 |

Form 990PF Part IV - Capital Gains and Losses for Tax on Investment Income - Columns i - l

| Complete only for assets showing gain in column (h) and owned by the foundation on 12/31/69 | | | (l) Gains (Col (h) gain minus col (k), but not less than -0-) or Losses (from col (h)) |
|---|-----------------------------------|--|--|
| (i) FMV as of 12/31/69 | (j) Adjusted basis as of 12/31/69 | (k) Excess of col (i) over col (j), if any | |
| | | | 31 |
| | | | 79 |
| | | | 26 |
| | | | -27,648 |
| | | | -5,771 |
| | | | -1,448 |
| | | | -2,568 |
| | | | -1,845 |
| | | | 33 |
| | | | 43 |
| | | | 29 |
| | | | 33 |
| | | | 927 |
| | | | 35 |
| | | | 58 |
| | | | 87 |
| | | | 22 |
| | | | 25 |
| | | | 89 |
| | | | 136 |
| | | | 10 |
| | | | 19 |
| | | | 10 |
| | | | 11 |
| | | | 119 |
| | | | 94 |
| | | | 65 |
| | | | 36 |
| | | | 133 |
| | | | 48 |

Form 990PF Part IV - Capital Gains and Losses for Tax on Investment Income - Columns i - l

| Complete only for assets showing gain in column (h) and owned by the foundation on 12/31/69 | | | (l) Gains (Col (h) gain minus col (k), but not less than -0-) or Losses (from col (h)) |
|---|-----------------------------------|--|--|
| (i) F M V as of 12/31/69 | (j) Adjusted basis as of 12/31/69 | (k) Excess of col (i) over col (j), if any | |
| | | | 47 |
| | | | 171 |
| | | | 47 |
| | | | 88 |
| | | | 70 |
| | | | 47 |
| | | | 71 |
| | | | 122 |
| | | | 24 |
| | | | 24 |
| | | | 148 |
| | | | 38 |
| | | | 98 |
| | | | 97 |
| | | | 198 |
| | | | 61 |
| | | | 37 |
| | | | 100 |
| | | | 99 |
| | | | 110 |
| | | | 12 |
| | | | 105 |
| | | | 116 |
| | | | 112 |
| | | | 1,313 |
| | | | 53 |
| | | | 2,479 |
| | | | 1,205 |
| | | | 41 |
| | | | 248 |

Form 990PF Part IV - Capital Gains and Losses for Tax on Investment Income - Columns i - l

| Complete only for assets showing gain in column (h) and owned by the foundation on 12/31/69 | | | (l) Gains (Col (h) gain minus col (k), but not less than -0-) or Losses (from col (h)) |
|---|-----------------------------------|--|--|
| (i) F M V as of 12/31/69 | (j) Adjusted basis as of 12/31/69 | (k) Excess of col (i) over col (j), if any | |
| | | | 148 |
| | | | 447 |
| | | | 183 |
| | | | 451 |
| | | | 447 |
| | | | -204 |
| | | | 445 |
| | | | -151 |
| | | | -100 |
| | | | -148 |
| | | | -122 |
| | | | -49 |
| | | | -24 |
| | | | -21 |
| | | | -20 |
| | | | -22 |
| | | | -21 |
| | | | -19 |
| | | | -21 |
| | | | -18 |
| | | | -18 |
| | | | -10 |
| | | | -20 |
| | | | -435 |
| | | | -293 |
| | | | 433 |
| | | | -275 |

Form 990PF Part VIII Line 1 - List all officers, directors, trustees, foundation managers and their compensation


| (a) Name and address | (b) Title, and average hours per week devoted to position | (c) Compensation (If not paid, enter -0-) | (d) Contributions to employee benefit plans and deferred compensation | (e) Expense account, other allowances |
|--|---|---|---|---------------------------------------|
| LOU C KERR | PRESIDENT 40 00 | 180,142 | 17,198 | 0 |
| 12501 N MAY AVENUE OKLAHOMA CITY,OK 73120 | | | | |
| STEVEN S KERR | VICE PRESIDENT AND TRUSTEE 2 00 | 16,100 | 0 | 0 |
| 12501 N MAY AVENUE OKLAHOMA CITY,OK 73120 | | | | |
| LAURA KERR OGLE | VICE PRESIDENT/SECRETARY/T 8 50 | 24,350 | 625 | 0 |
| 12501 N MAY AVENUE OKLAHOMA CITY,OK 73120 | | | | |
| CODY T KERR | TRUSTEE 2 00 | 16,100 | 0 | 0 |
| 12501 N MAY AVENUE OKLAHOMA CITY,OK 73120 | | | | |
| RUTH LEEBRON LEVENSON | TRUSTEE 2 00 | 16,100 | 0 | 0 |
| 12501 N MAY AVENUE OKLAHOMA CITY,OK 73120 | | | | |

Form 990PF Part XV Line 3 - Grants and Contributions Paid During the Year or Approved for Future Payment

| Recipient | If recipient is an individual, show any relationship to any foundation manager or substantial contributor | Foundation status of recipient | Purpose of grant or contribution | Amount |
|--|---|--------------------------------|--|--------|
| Name and address (home or business) | | | | |
| a Paid during the year | | | | |
| A NEW LEAF2306 SOUTH 1ST PLACE BROKEN ARROW,OK 74012 | | 501(C)(3) | SUPPORT THE EXPANSION OF A NEW LEAF'S HORTICULTURE THERAPY PROGRAM WHICH IS DESIGNED FOR ADULTS AND CHILDREN WITH DEVELOPMENTAL DISABILITIES | 5,000 |
| AFRICAN CONTINUUM THEATRE COALITION INC3523 12TH STREET NORTHEAST 2ND FLOOR WASHINGTON,DC 200172561 | | 501(C)(3) | HELP UNDERWRITE ACTCO'S COMMUNITY ENGAGEMENT EVENTS IN SUPPORT OF THE PLAYWRIGHT , DIRECTOR, AD ARTIST FEES, AND PROMOTIONAL PRINTED MATERIAL | 2,500 |
| ALLIED ARTS FOUNDATION1015 NORTH BROADWAY SUITE 200 OKLAHOMA CITY,OK 73102 | | 501(C)(3) | SUPPORT ALLIED ART'S 2011 ANNUAL CAMPAIGN | 12,000 |
| ANGEL FLIGHT-CENTRAL CHARLES B WHEELER DOWNTOWN AIRPORT 10 RICHARDS ROAD KANSAS CITY,MO 64116 | | 501(C)(3) | FOR THE IMPLEMENTATION AND EXPANSION OF A COMMUNITY EDUCATION AND OUTREACH PROGRAM WHICH WILL SPAN ANGEL FLIGHT-CENTRAL'S MOST SOUTHERN SERVICE STATES | 2,000 |
| ART STUDENTS LEAGUE OF DENVER200 GRANT STREET DENVER,CO 80203 | | 501(C)(3) | ASSIST IN REHABILITATING THE DETERIORATED MASONRY AND SANDSTONE ON THE MAIN HISTORIC BUILDING AND REPAINTING THE EXTERIOR WINDOWS AND TRIM ON THE ANNEX, WHICH WILL STABILIZE THE BUILDINGS, ELIMINATE WATER DAMAGE, AND HELP THE AESTHETIC APPEARANCE | 1,000 |
| ATCHISON COMMUNITY HEALTH CLINIC INC217 M STREET ATCHISON,KS 66002 | | 501(C)(3) | FOR THE CREATION AND CONTINUATION OF A SAFETY NET DENTAL CLINIC FOR UNDERSERVED YOUTH IN THE ATCHISON COMMUNITY AGES 0-18 | 1,000 |
| BALLET OKLAHOMA INC7421 NORTH CLASSET OKLAHOMA CITY,OK 73116 | | 501(C)(3) | HELP FUND OKC BALLET'S WORLD PREMIERE PRODUCTION OF "MOZART'S REQUIEM", WHICH WILL COMBINE THE OKC BALLET, OKC PHILHARMONIC, AND THE CANTERBURY CHORAL SOCIETY | 2,000 |
| BRIGHTMUSIC SOCIETY OF OKLAHOMA127 NORTHWEST 7TH STREET OKLAHOMA CITY,OK 73102 | | 501(C)(3) | SUPPORT THE 2011-2012 SEASON CONSISTING OF 1) FIVE REGULAR-SEASON CONCERTS (TWO PERFORMANCES OF EACH) AND 2) A FOUR-CONCERT BACH-BRAHMS FESTIVAL AT THE END OF THE REGULAR SEASON | 2,000 |
| CANCER SUPPORT FOUNDATION 8268 ACADEMY ROAD ELLICOTT CITY,MD 21043 | | 501(C)(3) | SUPPORT THE PROGRAMS OF THE REYNOLDS CANCER SUPPORT HOUSE, NAMELY FOR SHORT-TERM PRESCRIPTION ASSISTANCE AND FOR DURABLE MEDICAL GOODS SUCH AS WHEELCHAIRS, WALKERS, CANES, STEP-STOOLS, SHOWER CHAIRS, AND TUB BARS | 3,000 |
| CANTERBURY CHORAL SOCIETY 428 WEST CALIFORNIA AVENUE 100 OKLAHOMA CITY,OK 73102 | | 501(C)(3) | SUPPORT MUSIC EDUCATION OUTREACH FOR AT-RISK YOUTH AT BOY AND GIRLS CLUBS | 1,000 |
| CENTRAL OKLAHOMA BALLET COMPANY519 MAPLE STREET YUKON,OK 73099 | | 501(C)(3) | PROVIDE FUNDING FOR THE PRESENTATION OF THE NUTCRACKER, PERFORMED BY THE CENTRAL OKLAHOMA BALLET COMPANY AND PRODUCED BY THE OKLAHOMA COMMUNITY ORCHESTRA | 2,000 |
| CHILDREN'S MUSEUM OF DENVER INC2121 CHILDRENS MUSEUM DRIVE DENVER,CO 80211 | | 501(C)(3) | SUPPORT NEW EXHIBIT ENTITLED "KINETICS" PLANNED TO SPARK CHILDREN'S CREATIVITY AND INTEREST IN SCIENCE, TECHNOLOGY, ENGINEERING, AND MATHEMATICS | 2,500 |
| CITY ARTS CENTER INC3000 GENERAL PERSHING BOULEVARD OKLAHOMA CITY,OK 731076202 | | 501(C)(3) | FINANCE THE COSTS ASSOCIATED WITH OFFERING ART EXHIBITS FROM LOCAL, NATIONAL, AND INTERNATIONAL ARTISTS THAT WILL BE OFFERED FOR FREE TO THE PUBLIC IN THE ELEANOR KIRKPATRICK GALLERY | 2,000 |
| COMMUNITY DEVELOPMENT SUPPORT ASSOCIATION114 SOUTH INDEPENDENCE STREET ENID,OK 73701 | | 501(C)(3) | HELP WITH THE RENOVATION OF THE NONPROFIT CENTER AND CENTER FOR EARLY CHILDHOOD RESOURCES, NAMELY FOR REPLACEMENT OF AN OLD, BROKEN FREIGHT ELEVATOR | 5,000 |
| CONTEMPORARY ART MUSEUM ST LOUIS3750 WASHINGTON BOULEVARD ST LOUIS,MO 63108 | | 501(C)(3) | SUPPORT "NEW ART IN THE NEIGHBORHOOD", AN IN-DEPARTMENT OUTREACH PROGRAM WHICH IDENTIFIES AND NOURISHES THE CREATIVE MINDS OF THE COMMUNITY'S URBAN YOUTH, PREPARING THEM FOR SUCCESSFUL LIVES AFTER GRADUATION | 3,000 |
| COOKSON HILLS CHRISTIAN SCHOOL INCRR3 KANSAS,OK 74347 | | 501(C)(3) | SUPPORT THE EQUINE ASSISTED THERAPY PROGRAM | 3,000 |
| COUNCIL ON FOUNDATIONS 2121 CRYSTAL DRIVE SUITE 700 ARLINGTON,VA 22202 | | 501(C)(3) | SUPPORT THE PROGRAMS | 2,880 |
| CREEDE REPERTORY THEATRE INC124 NORTH MAIN STREET CREEDE,CO 81130 | | 501(C)(3) | SUPPORT 2011 YOUNG AUDIENCE OUTREACH TOUR, NAMELY FOR PRODUCTION MATERIALS, TRANSPORTATION COSTS, LODGING EXPENSES, AND DESIGNER'S FEES | 2,000 |
| DEVELOPING BOYS TO MENPO BOX 6883 FORT WORTH,TX 76115 | | 501(C)(3) | SUPPORT THE "HOMEWORK SESSION" PROGRAM WHICH PROVIDES VOLUNTEER ASSISTANCE TO AT-RISK YOUNG MEN WITH HOMEWORK ASSIGNMENTS, PROJECTS, AND TESTS IN SCHOOL | 2,000 |
| DURANGO NATURE STUDIES1309 EAST 3RD AVENUE SUITE 27 DURANGO,CO 81301 | | 501(C)(3) | SUPPORT FLAGSHIP PROGRAM, CHILDREN DISCOVERING NATURE (CDN) | 1,000 |
| EXODUS MINISTRIES4630 MUNGER AVENUE 110 DALLAS,TX 75204 | | 501(C)(3) | SUPPORT THE COMPREHESIVE EX-OFFENDER RE-ENTRY PROGRAM TO PROVIDE AN OPPORTUNITY FOR FEMALE EX-OFFENDERS AND THEIR CHILDREN TO BREAK FREE FROM THE CHAIN OF GENERATIONAL CRIME | 2,500 |
| FINE ARTS INSTITUTE OF EDMOND27 EAST EDWARDS STREET EDMOND,OK 73034 | | 501(C)(3) | FOR ART THERAPY PROGRAMMING AND SCHOLARSHIPS | 4,000 |
| FOSTERING HOPE FOUNDATION 111 SOUTH TEJON STREET SUITE 112 COLORADO SPRINGS,CO 80903 | | 501(C)(3) | HELP FINANCE PROGRAM EXPANSION | 5,000 |
| FREEWAY FOUNDATION3426 BRIDGELAND DRIVE BRIDGETON,MO 63044 | | 501(C)(3) | TO SUSTAIN AND EXPAND THE FREEWAY PROJECT SCHOOL PROGRAM TO REACH AN ADDITIONAL 6,000 MISSOURI STUDENDS K-12 WHICH INCLUDES THE HIRING OF 2 PREVENTION SPECIALISTS | 5,000 |
| GREENER PASTURES EQUINE RESCUE FOUNDATION12993 COUNTY ROAD 3540 ADA,OK 74871 | | 501(C)(3) | HELP WITH RENT AND OTHER OPERATING EXPENSES SO THAT GREENER PASTURES MAY CONTINUE TO CARE FOR ABUSED AD NEGLECTED HORSES | 3,000 |
| HEARLINE INCPO BOX 12832 OKLAHOMA CITY,OK 73157 | | 501(C)(3) | PROVIDE FUNDING FOR THE CONTINUATION OF 211 INFORMATION AND REFERRAL SERVICES PROVIDED TO 1 3 MILLION CENTRAL OKLAHOMANS RESIDING IN OKLAHOMA, CLEVELAND, LOGAN, POTTAWATOMIE, GRADY, CANADIAN, MCCLAIN, KINGFISHER, AND LINCOLN COUNTIES | 10,000 |
| INNER CITY YOUTH TUTORING INC4579 LACLEDE AVENUE 144 ST LOUIS,MO 631082103 | | 501(C)(3) | FOR THE PURCHASE OF SEVEN COMPUTERS AND TWO CELL PHONES TO ALLOW STUDENTS WITHOUT PHONE SERVICES ACCESS TO THE INTERNET DURING TUTORING SERVICES, TEXTBOOKS, AND TEACHING SUPPLIES | 2,000 |
| JEWISH FEDERATION OF GREATER OKLAHOMA CITY710 WEST WILSHIRE BOULEVARD 103 OKLAHOMA CITY,OK 73116 | | 501(C)(3) | PROVIDE FUNDING FOR THE CONTINUATION OF JFGOC'S OUTREACH TO THE OKLAHOMA CITY COMMUNITY BY UNDERWRITING THE COSTS OF A VISIT OF ONE ISRAELI HOLOCAUST SURVIVOR TO OKLAHOMA CITY | 3,000 |
| JOHN BROWN UNIVERSITY2000 WEST UNIVERSITY STREET SILOAM SPRINGS,AR 72761 | | 501(C)(3) | FOR THE COMPLETION OF CONSTRUCTION OF THE BERRY PERFORMING ARTS CENTER | 5,000 |
| LEGAL AID SERVICES OF OKLAHOMA INC2901 NORTH CLASSEN BOULEVARD SUITE 112 OKLAHOMA CITY,OK 73106 | | 501(C)(3) | SUPPORT LEGAL AID'S MEDICAL LEGAL PARTNERSHIP FOR CHILDREN, A COLLABORATIVE PROGRAM WITH THE UNIVERSITY OF OKLAHOMA, COLLEGE OF MEDICINE'S TULSA DEPARTMENT OF PEDIATRICS | 3,000 |

| Form 990PF Part XV Line 3 - Grants and Contributions Paid During the Year or Approved for Future Payment | | | | |
|--|---|--------------------------------|--|--------|
| Recipient | If recipient is an individual, show any relationship to any foundation manager or substantial contributor | Foundation status of recipient | Purpose of grant or contribution | Amount |
| Name and address (home or business) | | | | |
| a Paid during the year | | | | |
| MIDLAND MEMORIAL FOUNDATION2200 WEST ILLINOIS AVENUE MIDLAND,TX 79701 | | 501(C)(3) | HELP PURCHASE TEN NEW SURGICAL OPERATING TABLES FOR MIDLAND MEMORIAL HOSPITAL | 4,000 |
| NETWORK OF COMMUNITY MINISTRIES INC741 SOUTH SHERMAN STREET RICHARDSON,TX 75081 | | 501(C)(3) | PROVIDE SUPPORT FOR THE HEARTS AND HELPERS PROGRAM, A YOUNG VOLUNTEER EFFORT WITHIN SENIORS' NET, WHICH SEEKS TO ENGAGE UPWARDS OF 350 STUDENTS IN THE REWARDING EXPERIENCE OF VOLUNTEER SERVICE | 1,000 |
| NEW HOPE CAMP INC10901 SOUTH YALE TULSA,OK 74137 | | 501(C)(3) | PROVIDE SUPPORT FOR SUMMER CAMPS FOR OKLAHOMA CHILDREN WHO HAVE A PARENT IN PRISON | 2,000 |
| NEW MEXICO JAZZ WORKSHOP INC5500 LOMAS BOULEVARD NORTHEAST ALBUQUERQUE,NM 87110 | | 501(C)(3) | HELP FINANCE THE SOUTH VALLEY BAND PROJECT, AN OUT-OF-SCHOOL TIME EDUCATION PROGRAM FOR AT-RISK MIDDLE SCHOOL YOUTH | 2,000 |
| OKLAHOMA BLOOD INSTITUTE 901 NORTH LINCOLN BOULEVARD OKLAHOMA CITY,OK 73104 | | 501(C)(3) | HELP FUND THE PURCHASE OF A NEW 1,000 KILOWATT BACK UP GENERATOR | 30,000 |
| OKLAHOMA CITY UNIVERSITY 2501 NORTH BLACKWELDER OKLAHOMA CITY,OK 73106 | | 501(C)(3) | SUPPORT THE PRESIDENTIAL INAUGURATION OF ROBERT HENRY IN APRIL 2011 | 8,000 |
| OKLAHOMA COMMUNITY INSTITUTE INC2801 NORTH LINCOLN BOULEVARD 226 OKLAHOMA CITY,OK 731054203 | | 501(C)(3) | SUPPORT "FOCUS ON THE FUTURE", A COMMUNITY-WIDE STRATEGIC PLANNING PROCESS AND "OKLAHOMA CITIZENS ACADEMY", A LEADERSHIP DEVELOPMENT PROGRAM FOR COMMUNITY LEADERS AND VOLUNTEERS | 2,500 |
| OKLAHOMA JAZZ HALL OF FAME 111 EAST 1ST TULSA,OK 74103 | | 501(C)(3) | SUPPORT THE OKLAHOMA JAZZ CAMP, A JOINT PROJECT OF THE UNIVERSITY OF TULSA SCHOOL OF MUSIC AND THE OKLAHOMA JAZZ HALL OF FAME | 5,000 |
| OKLAHOMA JAZZ HALL OF FAME 111 EAST 1ST TULSA,OK 74103 | | 501(C)(3) | PROVIDE OPERATING SUPPORT | 5,000 |
| OKLAHOMA LAW ENFORCEMENT MUSEUM AND HALL OF FAME FOUNDATIONPO BOX 720546 OKLAHOMA CITY,OK 731720546 | | 501(C)(3) | FOR THE REMODELING OF AN HISTORIC BUILDING IN CHANDLER, OKLAHOMA, INTO A MUSEUM, TO INCLUDE A HALL OF FAME ROOM THIS ROOM SHALL BE NAMED BY THE KERR FOUNDATION, INC | 10,000 |
| OKLAHOMA MUSEUMS ASSOCIATION2100 NORTHEAST 52ND STREET OKLAHOMA CITY,OK 73111 | | 501(C)(3) | SUPPORT THE EXPANSION/IMPROVEMENT OF OMA'S FIVE DISTRICT MEETING AND WORKSHOPS TO BETTER SERVE OKLAHOMA'S MUSEUMS, LIBRARIES, AND ARCHIVES | 2,000 |
| OKLAHOMA REPERTORY THEATRE GROUP INCORPORATEDPO BOX 1913 OKLAHOMA CITY,OK 731011913 | | 501(C)(3) | HELP UNDERWRITE EXPENSES FOR A PERFORMANCE OF MY FAIR LADY | 2,500 |
| OKLAHOMA STATE PARK FOUNDATION INC120 NORTH ROGINSON SUITE 600 OKLAHOMA CITY,OK 73102 | | 501(C)(3) | HELP PREPARE AND DISTRIBUTE EDUCATIONAL DVD'S AND SUPPORT MATERIALS ADDRESSING 4TH GRADE SOCIAL STUDIES CURRICULUM, TO 86 PUBLIC AND PRIVATE ELEMENTARY SCHOOLS IN OKLAHOMA | 3,000 |
| OKLAHOMA STATE UNIVERSITY FOUNDATIONPO BOX 1749 STILLWATER,OK 74046 | | 501(C)(3) | SUPPORT THE INFORMATION SYSTEMS TECHNOLOGY EXPLORATION (ISYTE) ACADEMY FOR HIGH SCHOOL STUDENTS TO EXPLORE THEIR EDUCATIONAL EXPERIENCE AT OSU | 20,000 |
| OKLAHOMA STATE UNIVERSITY FOUNDATIONPO BOX 1749 STILLWATER,OK 74076 | | 501(C)(3) | SUPPORT AN ANNUAL BUSINESS LEADERSHIP PROGRAM ORIENTED TOWARD STUDENTS AND WOMEN IN THE STATE OF OKLAHOMA | 10,000 |
| OKLAHOMA VISUAL ARTS COALITION INC730 WEST WILSHIRE BOULEVARD SUITE 104 OKLAHOMA CITY,OK 73116 | | 501(C)(3) | SUPPORT EDUCATIONAL EFFORTS THROUGH "24 WORKS ON PAPER", A PROGRAM DESIGNED TO REACH THE BROADEST POSSIBLE AUDIENCES AND STUDENTS WHO MAY NOT OTHERWISE HAVE ACCESS TO SUCH PROGRAMS AND TO FUND ARTIST AWARDS | 1,500 |
| OLD GREER COUNTY MUSEUM & HALL OF FAME INC222 WEST JEFFERSON STREET MANGUM,OK 73554 | | 501(C)(3) | HELP PROVIDE FUNDS TO RENOVATE THE RESTROOM FACILITIES AND KITCHEN AREA OF THE OLD GREER COUNTY MUSEUM | 10,000 |
| PETS FOR LIFE INC7240 WRNALL ROAD KANSAS CITY,MO 64114 | | 501(C)(3) | PROVIDE SUPPORT FOR THE ANIMAL ASSISTED THERAPY PROGRAM | 3,000 |
| PREGNANCY CARE CENTER1342 EAST PRIMROSE SUITE C SPRINGFIELD,MO 65804 | | 501(C)(3) | PROVIDE FINANCIAL SUPPORT FOR PCC'S ULTRASOUND PROGRAM, WHICH PROVIDES FREE PREGNANCY ULTRASOUND SCANS TO MORE THAN 500 YOUNG WOMEN IN 2011, SPECIFICALLY FOR UPDATED COMPUTER SOFTWARE AND A NURSE MANAGER TO OVERSEE THE PROGRAM | 3,000 |
| QUARTZ MOUNTAIN MUSIC FESTIVAL AT LONE WOLF INC123 WEST COMMERCE STREET 126 ALTUS,OK 73521 | | 501(C)(3) | MAINTAIN AND EXPAND QUARTZ MOUNTAIN'S ARTS EDUCATIONAL PROGRAM, SPECIFICALLY FOR THE FESTIVAL PERFORMANCE ACADEMIES IN THE SUMMER OF 2011 | 2,000 |
| REDUXION THEATRE INCPO BOX 61128 OKLAHOMA CITY,OK 73146 | | 501(C)(3) | PROVIDE FUNDING TO SUPPORT THE 2011-2012 SEASON, INCLUDING THREE MAIN-STAGE PLAYS, A METRO LIBRARY SYSTEM EDUCATIONAL TOUR, AND A MULTI-DAY JANE AUSTEN FESTIVAL | 1,000 |
| ROCKY MOUNTAIN WILDLIFE CONSERVATION CENTER1946 COUNTY ROAD 53 KEENESBURG,CO 80643 | | 501(C)(3) | HELP FINANCE ROCKY MOUNTAIN'S NEW BOLIVIAN LION OBSERVATION DECK | 5,000 |
| ROSE STATE COLLEGE FOUNDATION INC6420 SOUTHEAST 15TH STREET MIDWEST CITY,OK 73110 | | 501(C)(3) | SUPPORT THE PRODUCTION OF "THE MUSIC MAN" | 2,000 |
| ROSWELL MUSEUM AND ART CENTER FOUNDATION400 NORTH PENNSYLVANIA AVENUE SUITE 220 ROSWELL,NM 88201 | | 501(C)(3) | FUND A COLLABORATIVE ART EXHIBITION BETWEEN THE ROSWELL MUSEUM AND ART CENTER AND THREE HIGH SCHOOLS IN THE ROSWELL INDEPENDENT SCHOOL DISTRICT | 2,000 |
| SACRED HEART PARISH AND SCHOOL421 WEST THIRD STREET SEDALIA,MO 653014398 | | 501(C)(3) | PURCHASE SCINCE EQUIPMENT AND SUPPLIES FOR THE NEW SCIENCE LAB AND FIVE DRAFTING TABLES WITH STOOLS, TOOLS, AND SUPPLIES IN THE ART ROOM | 1,000 |
| SAN ANTONIO LIGHTHOUSE FOR THE BLIND2305 ROOSEVELT AVENUE SAN ANTONIO,TX 78210 | | 501(C)(3) | SUPPORT SENIORS PROGRAM, WHICH PROMOTES INDIVIDUAL INDEPENDENCE AMONG BLIND AND VISUALLY IMPAIRED SENIOR CITIZENS IN SAN ANTONIO AND THE SURROUNDING AREAS | 5,000 |
| SECOND CHANCE ANIMAL SANCTUARY INC4500 24TH AVENUE NORTHWEST NORMAN,OK 73069 | | 501(C)(3) | FOR HEALTH AND MEDICAL SERVICES FOR THE SANCTUARY'S RESCUED DOGS AND CATS | 2,000 |
| SHILOH SUMMER CAMP INC601 NORTHEAST 63RD STREET OKLAHOMA CITY,OK 731056407 | | 501(C)(3) | SUPPORT A SUMMER HORSEMANSHIP PROGRAM, WHICH BENEFITS AT-RISK YOUTH IN OKLAHOMA CITY BY TEACHING THEM RESPECT, RESPONSIBILITY, AND CONFIDENCE | 5,000 |
| SOONER THEATRE OF NORMAN INC101 EAST MAIN STREET NORMAN,OK 73069 | | 501(C)(3) | PROVIDE FUNDING FOR THEATRICAL PRODUCTIONS AT THE STUDIO OF SOONER THEATRE | 1,000 |
| SPECIALIZED ALTERNATIVES FOR FAMILIES & YOUTH OF OKLAHOMA INC1209 SOVEREIGN ROW OKLAHOMA CITY,OK 73108 | | 501(C)(3) | SUPPORT THE FOSTER PARENT RECRUITMENT & TRAINING PROGRAM | 2,500 |

Form 990PF Part XV Line 3 - Grants and Contributions Paid During the Year or Approved for Future Payment

| Recipient | If recipient is an individual, show any relationship to any foundation manager or substantial contributor | Foundation status of recipient | Purpose of grant or contribution | Amount |
|--|---|--------------------------------|---|---------|
| Name and address (home or business) | | | | |
| a Paid during the year | | | | |
| SPIRITHORSE THERAPEUTIC RIDING CENTER1960 POST OAK DRIVE CORINTH,TX 76210 | | 501(C)(3) | SUPPORT THE CONTINUATION OF NECESSARY RESEARCH AND EXPANSION OF SPIRITHORSE'S DISABILITIES TREATMENT PROGRAM BY FUNDING A PORTION OF SALARIES FOR ADDITIONAL FULL-TIME STAFF | 5,000 |
| SUMMERSTOCK PRODUCTIONS INC1050 EAST 2ND STREET 213 EDMOND,OK 73034 | | 501(C)(3) | UNDERWRITE THE COSTS OF SECURING THEATRE RIGHTS FOR TWO MUSICAL THEATRE PRODUCTIONS | 5,000 |
| THE ADOPTION EXCHANGE2920 CARLISLE BOULEVARD NORTHEAST SUITE G ALBUQUERQUE,NM 87110 | | 501(C)(3) | PROVIDE SUPPORT FOR ADOPTION EXCHANGE'S FAMILY RECRUITMENT PROGRAM FOR CHILDREN LIVING IN NEW MEXICO WHO ARE WAITING FOR ADOPTION | 2,000 |
| THE DOVE HOUSE INCPO BOX 806 CLINTON,AR 72031 | | 501(C)(3) | SUPPORT THE PROGRAMS OF DOVE HOUSE, WHICH PROVIDES SHELTER AND GUIDANCE FOR VICTIMS OF DOMESTIC ABUSE | 2,000 |
| THE EDUCATION AND EMPLOYMENT MINISTRY INC134 NORTHEAST 13TH STREET OKLAHOMA CITY,OK 73104 | | 501(C)(3) | PROVIDE FUNDS FOR GENERAL OPERATING EXPENSES FOR TEEM | 5,000 |
| THE FAMILY ATTACHMENT CENTER INC2913 BEACON STREET COLORADO SPRINGS,CO 80907 | | 501(C)(3) | SUPPORT MANY PROGRAMS TO LOWER FAMILY VIOLENCE, CHILD ABUSE, SCHOOL DROP-OUT RATE, ALONG WITH POSSIBLE SOCIETAL ISSUES LATER IN LIFE ANOTHER ASPECT OF THE PROGRAM IS CALLED "BONDING THROUGH GARDENING" | 2,000 |
| THE INDIAN PUEBLO CULTURAL CENTER INC2401 12TH STREET NORTHWEST ALBUQUERQUE,NM 87104 | | 501(C)(3) | PROVIDE FUNDING FOR THE EXPANSION OF IPCC'S "PUEBLO SUMMER DAY CAMPS", AND EDUCATIONAL PROGRAM FOR CHILDREN | 2,000 |
| THE INDIGENOUS CULTURAL PRESERVATION PROJECT INC320 WEST GRAY SUITE B NORMAN,OK 73069 | | 501(C)(3) | FOR FUNDS TO RECORD, BOTH BY PRINT AND VIDEO, CERTAIN TRADITIONAL CHEROKEE/KEETOOWAH STORIES AS TOLD BY CROSSLIN SMITH, A CHEROKEE ELDER, LEADER AND PRACTITIONER | 3,000 |
| THE UNIVERSITY OF OKLAHOMA FOUNDATION100 TIMBERDELL ROAD NORMAN,OK 73019 | | 501(C)(3) | SUPPORT THE PROCESSING AND PRESERVATION OF THE ROBERT S KERR, JR COLLECTION AT THE WESTERN HISTORY COLLECTIONS, AT THE UNIVERSITY OF OKLAHOMA LIBRARIES | 50,000 |
| THE UNIVERSITY OF OKLAHOMA FOUNDATION100 TIMBERDELL ROAD NORMAN,OK 73019 | | 501(C)(3) | FOR THE CREATION OF A STUDENT ENRICHMENT FUND TO PROVIDE OPPORTUNITIES FOR STUDENTS TO ACHIEVE THEIR CREATIVE AND EDUCATIONAL GOALS, NAMELY FOR AUDITIONS, PERFORMANCE TOURS, AND CONFERENCES TO ENHANCE THEIR TRAINING AND EDUCATION | 25,000 |
| TIMBERLAKE PARENT TEACHER ORGANIZATION INCPO BOX 188 3RD MAGNOLIA JET,OK 73749 | | 501(C)(3) | FOR THE PURCHASE OF TWO PLAY STRUCTURES DESIGNED FOR CHILDREN AGES FOUR TO TWELVE, THE SAFE SURFACING AROUND THE STRUCTURES, TWO BASKETBALL GOALS, AND A NEW SWING SET | 2,000 |
| TREE BANK16301 NORTH ROCKWELL BUILDING A EDMOND,OK 73013 | | 501(C)(3) | SUPPORT THE EXPANSION OF EDUCATIONAL PROJECTS WITH EMPHASIS ON CHILDREN AND YOUTH PROGRAMS | 5,000 |
| TULSA BOYS' HOMEPO BOX 1101 TULSA,OK 74101 | | 501(C)(3) | HELP FINANCE THE COST OF MEDICAL CARE FOR THE RESIDENTS OF THE HOME, NAMELY BY PAYING FOR DRUGS RELATED TO MENTAL HEALTH ISSUES, DOCTOR/DENTISTS AND ER VISITS, AND FOR BASIC MEDICAL SUPPLIES | 2,000 |
| UNITED STATES ASSOCIATION FOR BLIND ATHLETES1 OLYMPIC PLAZA COLORADO SPRINGS,CO 80909 | | 501(C)(3) | SUPPORT MISSION VISION PROJECT WHICH ENHANCES THE LIVES OF VETERANS AND ACTIVE DUTY SERVICE MEMBERS WITH VISION LOSS BY ACCELERATING THE REHABILITATION PROCESS THROUGH SPORTS, RECREATION, PHYSICAL ACTIVITY AND EMPLOYMENT | 2,500 |
| UNIVERSITY OF SCIENCE AND ARTS OF OKLAHOMA FOUNDATION INC1727 WEST ALABAMA CHICKASHA,OK 73018 | | 501(C)(3) | SUPPORT THE NASH LIBRARY EXPANSION PROJECT, WHICH WILL RESHAPE THE LIBRARY INTO A CUTTING EDGE FACILITY FOR RESEARCH, TEACHING, AND LEARNING IN THE 21ST CENTURY | 20,000 |
| UNTITLED ART SPACE INC1 NORTHEAST 3RD STREET OKLAHOMA CITY,OK 73104 | | 501(C)(3) | PROVIDE OPERATING SUPPORT FOR THE YEAR 2012 | 5,000 |
| UPSTREAM THEATERPO BOX 300006 ST LOUIS,MO 63130 | | 501(C)(3) | SUPPORT THE CREATION AND PRODUCTION OF A NEW PLAY BASED ON THE QUECHUA ORAL DRAMA "THE TRAGEDY OF THE DEATH OF ATAHUALPA" | 2,000 |
| YSLETA LUTHERAN MISSION HUMAN CARE301 SOUTH SCHUTZ DRIVE EL PASO,TX 79907 | | 501(C)(3) | PROVIDE UNDERSERVED CHILDREN WITH NEW BACKPACKS FULL OF SUPPLIES FOR SCHOOL ALONG WITH HEALTH KITS TO KEEP THEM HEALTHY THROUGHTOUT THE SCHOOL YEAR, ENSURING BETTER ATTENDANCE | 3,000 |
| Total  3a | | | | 394,880 |


Form 990PF Part XV Line 3 - Grants and Contributions Paid During the Year or Approved for Future Payment

| Recipient | If recipient is an individual, show any relationship to any foundation manager or substantial contributor | Foundation status of recipient | Purpose of grant or contribution | Amount |
|--|---|--------------------------------|---|--------|
| Name and address (home or business) | | | | |
| b <i>Approved for future payment</i> | | | | |
| 2ND CHANZE ORGANIZATION 19223 DELTA QUEEN DRIVE KATY,TX 774495227 | | 501(C)(3) | FOR MUCH NEEDED HOUSING IMPROVEMENTS, HOME AND BABY FURNISHINGS, EQUIPMENT, AND TRANSPORTATION | 5,000 |
| AMERICAN INDIAN CULTURAL CENTER FOUNDATION900 NORTH BROADWAY SUITE 200 OKLAHOMA CITY,OK 73102 | | 501(C)(3) | HELP FINANCE THE CONSTRUCTION OF THE AMERICAN INDIAN CULTURAL CENTER AND MUSEUM | 15,000 |
| ATOMIC HERITAGE FOUNDATION 910 17TH STREET NORTHWEST SUITE 408 WASHINGTON,DC 20006 | | 501(C)(3) | PROVIDE FUNDING FOR DEVELOPMENT OF A NEW WEBSITE CALLED "VOICES OF THE MANHATTAN PROJECT", WHICH WILL PROVIDE ONLINE ACCESS TO RECORDED ORAL HISTORIES BY EYEWITNESSES INVOLVED IN THE TOP-SECRET ATOMIC BOMB PROGRAM | 10,000 |
| BRAIN INJURY ASSOCIATION OF MISSOURI INC10270 PAGE AVENUE ST LOUIS,MO 631321322 | | 501(C)(3) | HELP PREVENT BRAIN INJURIES IN YOUTH THROUGH THE BIA-MO PREVENTION EDUCATION FOR SCHOOL-AGE PROGRAM, WHICH WILL BE PROVIDED FREE OF CHARGE TO SCHOOLS | 5,000 |
| CALICO ROCK MUSEUM FOUNDATION INC104 MAIN STREET CALICO ROCK,AR 72519 | | 501(C)(3) | HELP PURCHASE, RENOVATE, AND RESTORE THE ADJOINING HISTORIC RODMAN HARDWARE BUILDING LOCATED IN CALICO ROCK | 2,000 |
| CAMP ALDERSGATE INC2000 ALDERSGATE ROAD LITTLE ROCK,AR 72205 | | 501(C)(3) | SUPPORT THE 2011 SUMMER MEDICAL CAMPS PROGRAM FOR CHILDREN WITH DISABILITIES | 3,000 |
| CAMP FIRE USA GREEN COUNTRY COUNCIL INC706 SOUTH BOSTON AVENUE TULSA,OK 741191610 | | 501(C)(3) | FOR FINANCIAL SUPPORT TO UPDATE THE KITCHEN EQUIPMENT AT CAMP WALUHILI, A YOUTH RESIDENT CAMP NEAR CHOUTEAU, OKLAHOMA | 10,000 |
| CATCHING THE DREAM8200 MOUNTAIN ROAD NORTHEAST SUITE 203 ALBUQUERQUE,NM 87110 | | 501(C)(3) | PROVIDE SCHOLARSHIPS FOR HIGH-POTENTIAL NATIVE AMERICAN COLLEGE STUDENTS | 5,000 |
| CENRAL CITY OPERA HOUSE ASSOCIATIONPO BOX 249 CENTRAL CITY,CO 80427 | | 501(C)(3) | SUPPORT LIVE ARTS EXPERIENCES FOR COLORADO K-12 AUDIENCES, ESPECIALLY MINORITY AND LOW INCOME STUDENTS, WHO HAVE LITTLE OR NO ACCESS TO SUCH LIVE PERFORMANCES, AND TO INTRODUCE OPERA AS A VIBRANT STORYTELLING MEDIUM, FOSTERING CREATIVITY & IMAGINATION | 5,000 |
| CHEYENNE MOUNTAIN CIVIC SOLUTIONS205 EAST CHEYENNE MOUNTAIN BOULEVARD COLORADO SPRINGS,CO 80906 | | 501(C)(3) | SUPPORT "COLORADO SPRINGS GETTING AHEAD", A NEW PROGRAM TO BRING THE "BRIDGES OUT OF POVERTY" NATIONAL MOVEMENT TO THE PIKES PEAK REGION IN A POWERFUL WAY | 5,000 |
| CHICKASAW LIBRARY SYSTEM601 RAILWAY EXPRESS ARDMORE,OK 73401 | | 501(C)(3) | FOR THE IMPROVEMENT AND DEVELOPMENT OF ADDITIONAL YOUTH SERVICE AREAS AS PART OF THE RENOVATION OF THE ARDMORE HEADQUARTERS LIBRARY WITH A "TEEN ZONE", "TWEEN AREA", AND A LARGER, MORE APPEALING CHILDREN'S SECTION | 15,000 |
| CHILDREN'S ADVOCACY CENTER OF COLLIN COUNTY2205 LOS RIOS BOULEVARD PLANO,TX 75074 | | 501(C)(3) | HELP PROVIDE FURNISHINGS FOR FOUR (4) PLAY THERAPY ROOMS AT CHILDREN'S ADVOCACY CENTER OF COLLIN COUNTY'S NEW SATELLITE FACILITY | 5,000 |
| COLORADO STATE UNIVERSITY FOUNDATION410 UNIVERSITY SERVICES CENTER FT COLLINS,CO 80523 | | 501(C)(3) | SUPPORT THE "BRINGING ARTS INTEGRATION TO YOUTH" PROGRAM (BRAINY) AT THE UNIVERSITY CENTER FOR THE ARTS AT COLORADO STATE UNIVERSITY | 2,500 |
| COOKE COUNTY FAIR ASSOCIATIONPO BOX 156 LINDSAY,TX 76250 | | 501(C)(3) | HELP FUND THE FOLLOWING EQUIPMENT FOR CCFA'S WASH AREA MATERIALS \$269 FOR SIX NON-FREEZABLE FAUCETS, \$1,300 FOR A 288 SQUARE FOOT CEMENT SLAB, AND \$500 FOR A TIE UP RACK | 2,000 |
| CROSS-LINES COOPERATIVE COUNCIL INC736 SHAWNEE AVENUE KANSAS CITY,KS 66105 | | 501(C)(3) | SUPPORT CROSS-LINES COMMUNITY OUTREACH'S MISSION OF PROVIDING BASIC SERVICES TO THOSE AFFECTED BY POVERTY, WITH THE PURCHASE OF SCHOOL UNIFORMS TO LOW-INCOME STUDENTS IN KANSAS CITY, KANSAS | 5,000 |
| DESERT ACADEMY AT SANTA FE 313 CAMINO ALIRE SANTA FE,NM 87501 | | 501(C)(3) | PROVIDE FINANCIAL AID FOR TWO TO FOUR STUDENTS IN THE INTERNATIONAL BACCALAUREATE DIPLOMA PROGRAMME, AND WHO WOULD NOT BE ABLE TO PARTICIPATE WITHOUT FINANCIAL ASSISTANCE | 5,000 |
| DUNCAN LITTLE THEATRE INCINCORATED824 WEST MAIN STREET DUNCAN,OK 73533 | | 501(C)(3) | SUPPORT VARIOUS PROGRAMS,INCLUDING THE PRODUCTION OF SMALLER SHOWS IN TEEN THEATRE TO INCREASE AWARENESS TO YOUTH AND THEIR PARENTS, AND BY TAKING SMALL PLAYS TO AREA NURSING HOMES | 3,000 |
| EDMOND HISTORICAL SOCIETY 431 SOUTH BOULEVARD EDMOND,OK 73034 | | 501(C)(3) | SUPPORT THE MUSEUM'S 1889 TERRITORIAL SCHOOLHOUSE PROGRAMS WITH FUNDING FOR A SCHOOLMARM TO CONDUCT LIVING HISTORY PROGRAMMING FOR CHILDREN DURING THE 2012-2013 SCHOOL YEAR | 3,000 |
| ELLEN NOEL ART MUSEUM OF THE PERMIAN BASIN4909 EAST UNIVERSITY BOULEVARD ODESSA,TX 79762 | | 501(C)(3) | FOR GENERAL OPERATING COSTS FOR THE YEAR 2011 | 5,000 |
| FAMILY PROMISE OF SHAWNEE INCPO BOX 3044 SHAWNEE,OK 74802 | | 501(C)(3) | FOR GENERAL OPERATING EXPENSES | 10,000 |
| FRIENDS OF HONOR HEIGHTS PARK ASSOCIATION4211 HIGH OAKS MUSKOGEE,OK 74401 | | 501(C)(3) | HELP FUND THE CONSTRUCTION OF THE TEACHING GARDENS AND BUTTERFLY SANCTUARY FACILITY IN HONOR HEIGHTS PARK | 3,000 |
| GIRL SCOUTS - WESTERN OKLAHOMA INC6100 NORTH ROBINSON OKLAHOMA CITY,OK 73118 | | 501(C)(3) | SUPPORT THE LEADERSHIP CAMPAIGN, WHICH WILL RAISE FUNDS FOR THE RENOVATION OF A NEW LEADERSHIP CENTER THIS WOULD, IN TURN, INCREASE THE CAPACITY OF THE COUNCIL TO SERVE MORE GIRLS IN ALL 39 COUNTIES | 5,000 |
| GUADALUPE MONTESSORI SCHOOL INC1731 NORTH ALABAMA STREET SILVER CITY,NM 88061 | | 501(C)(3) | SUPPORT THE MONTESSORI SCHOOL'S AFTER SCHOOL PROGRAM | 5,000 |
| GUTHRIE ARTS AND HUMANITIES COUNCILPO BOX 38 GUTHRIE,OK 73044 | | 501(C)(3) | SUPPORT POLLARD THEATRE'S ANNUAL FUND CAMPAIGN | 10,000 |
| HEART MINISTRIES INCPO BOX 2068 HUTCHINSON,KS 67504 | | 501(C)(3) | HELP PROVIDE IN-DEPTH TRAINING FOR VOLUNTEERS TO ASSIST ARTIST IN DIRECT SERVICES TWO TO THREE TIMES PER MONTH (DEPENDENT ON GROUP SIZE) AND WOULD COVER COST OF ART SUPPLIES | 4,000 |
| HOSPITAL DISTRICT NO 6 OF HARPER COUNTY KANSAS1101 EAST SPRING STREET ANTHONY,KS 67003 | | 501(C)(3) | HELP REBUILD THE HOSPITAL ORIGINALLY DESTROYED BY FIRE, WHICH WILL FEATURE A WELLNESS EDUCATION CENTER, WITH BOTH EXERCISE EQUIPMENT AND HEALTH EDUCATION CLASSES/WORKSHOP TO HELP STOP OBESITY AND POOR HEALTH | 10,000 |
| INTERNATIONAL ARTS & ARTISTS INC9 HILLYER COURT NORTHWEST WASHINGTON,DC 20008 | | 501(C)(3) | HELP SUPPORT THE PROGRAMS AND ACTIVITIES OF INTERNATIONAL ARTS & ARTISTS' HILLYER ART SPACE | 5,000 |
| JAZZ IN JUNE INCPO BOX 2405 NORMAN,OK 73070 | | 501(C)(3) | SUPPORT 2012 FESTIVAL | 3,000 |
| KEEPING DEGRAY LAKE BEAUTIFUL INC134 IRON MOUNTAIN MARINA DRIVE ARKADELPHIA,AR 719239668 | | 501(C)(3) | FOR THE PURCHASE OF WATER SAFETY MATERIALS FOR THE DEGRAY LAKESIDE, NAMELY A WATER SAFETY DOG COSTUME, THROW BAGS FOR THE BEACHES, KEY RINGS, WATER BOTTLES, FRISBEES, FOOTBALLS, BEACH BAGS, SOFT PACK COOLERS, AND WATER SAFETY ACTIVITY BOOKS | 4,000 |
| KESHET DANCE COMPANY214 COAL AVENUE SOUTHWEST ALBUQUERQUE,NM 87102 | | 501(C)(3) | SUPPORT THE EXPANSION OF KESHET'S OUTREACH PROGRAM WHICH SERVES INCARCERATED TEENS AGES 12-18 AT THE STATEWIDE DETENTION FACILITY, NM'S YOUTH DIAGNOSTIC AND DEVELOPMENT CENTER | 5,000 |

Form 990PF Part XV Line 3 - Grants and Contributions Paid During the Year or Approved for Future Payment

| Recipient | If recipient is an individual, show any relationship to any foundation manager or substantial contributor | Foundation status of recipient | Purpose of grant or contribution | Amount |
|--|---|--------------------------------|--|--------|
| Name and address (home or business) | | | | |
| b <i>Approved for future payment</i> | | | | |
| LAS COLINA SYMPHONY ORCHESTRA INCPO BOX 14144 IRVING,TX 75014 | | 501(C)(3) | SUPPORT THE PROGRAMS OF LAS COLINAS SYMPHONY ORCHESTRA, NAMELY FOR ARTIST PORTIONS OF PRODUCTIONS, MATERIALS IN THE CURRICULUM, AND TECHNICAL COSTS | 7,000 |
| LIFE CHOICE CENTER FOR WOMEN 307 WEST WASHINGTON STREET HARRISONVILLE,MO 647012343 | | 501(C)(3) | PURCHASE OFFICE FURNITURE FOR BOTH STAFF AND CLASSROOMS AS WELL AS SHELVING AND RACKS FOR FOOD PANTRY AND CLOTHING CLOSET | 5,000 |
| LIGHTHOUSE WRITERS WORKSHOP INC1515 RACE STREET DENVER,CO 80206 | | 501(C)(3) | FOR THE YOUNG WRITERS PROGRAM, SERVING YOUNG PEOPLE AGES 10-18 TO ENCOURAGE CREATIVITY & SELF-EXPRESSION, IMPROVE ACADEMIC PERFORMANCE & PROBLEM SOLVING ABILITIES, & FOSTER SELF-CONFIDENCE THROUGH DEVELOPING WRITING SKILLS & INTEREST IN LITERATURE | 3,500 |
| LYRIC THEATRE OF OKLAHOMA CITY1727 NORTHWEST 16TH STREET OKLAHOMA CITY,OK 73106 | | 501(C)(3) | HELP FUND LYRIC'S 10TH ANNIVERSARY CELEBRATORY PRODUCTION TO BE HELD IN MAY 2011 | 10,000 |
| MCCALL'S CHAPEL SCHOOL INC 13546 COUNTY ROAD 3600 ADA,OK 74820 | | 501(C)(3) | HELP PURCHASE WHEELCHAIR-ACCESSIBLE DOORS WITH PRESSURE-PLATE OPENERS FOR MCCALL'S RESIDENTS WITH INTELLECTUAL DISABILITIES AND MOBILITY IMPAIRMENT | 15,000 |
| MEALS ON WHEELS OF NORMAN INCPO BOX 1371 528 EAST MAIN STREET NORMAN,OK 73070 | | 501(C)(3) | HELP SUSIDIZE THE COST OF PROVIDING MEALS TO THE LOW-INCOME, SENIOR, ILL, AND DISABLED MEMBERS OF THE NORMAN COMMUNITY | 5,000 |
| MUSIC FROM ANGEL FIREPO BOX 502 ANGEL FIRE,NM 87710 | | 501(C)(3) | HELP SUPPORT YOUNG ARTIST/MUSIC IN SCHOOL'S EDUCATIONAL PROGRAMS, WHICH PLAY A MAJOR ROLE IN MUSIC EDUCATION AND HISTORY THROUGH CLASSROOM CONCERTS IN UNDERSERVED RURAL NORTHERN NEW MEXICO | 5,000 |
| NATIONAL COWBOY AND WESTERN HERITAGE MUSEUM1700 NORTHEAST 63RD STREET OKLAHOMA CITY,OK 73111 | | 501(C)(3) | FOR THE RENOVATIONS TO AND FINAL DESIGN OF THE ROBERT S & GRAYCE B KERR CHANGING EXHIBITION GALLERY | 35,000 |
| NATIONAL JEWISH HEALTH1400 JACKSON STREET DENVER,CO 80206 | | 501(C)(3) | PROVIDE FUNDING FOR A PEDIATRIC ART THERAPY PROGRAM AT NATIONAL JEWISH HEALTH | 3,000 |
| NEIGHBORHOOD ALLIANCE OF OKLAHOMA CITY INC1236 NORTHWEST 36TH STREET OKLAHOMA CITY,OK 73118 | | 501(C)(3) | PROVIDE FUNDING FOR A NEW PROGRAM ENTITLED "STRONG NEIGHBORHOODS INITIATIVE" | 5,000 |
| NEWVIEW OKLAHOMA INC501 NORTH DOUGLAS AVENUE OKLAHOMA CITY,OK 73106 | | 501(C)(3) | PROVIDE SCHOLARSHIPS FOR 25 UNDERSERVED PEOPLE TO OBTAIN VISION REHABILITATION TRAINING NEEDED TO LEAD MORE SAFE, INDEPENDENT LIVES IN THEIR HOME AND COMMUNITY | 3,000 |
| OASIS A SECOND CHANCE OPERATION17101 PRESTON ROAD SUITE 260 DALLAS,TX 75248 | | 501(C)(3) | FOR THE SOLE PURPOSE OF HELPING FORMERLY INCARCERATED PERSONS REBUILD THEIR LIVES AND MAKE A MEANINGFUL CONTRIBUTION TO THEIR FAMILIES IN THE DALLAS/COLLIN COUNTY COMMUNITIES | 5,000 |
| OKLAHOMA ALLIANCE ON AGING 3200 NORTHWEST 48TH STREET ROOM 222 OKLAHOMA CITY,OK 73112 | | 501(C)(3) | FOR GENERAL OPERATING EXPENSES | 3,000 |
| OKLAHOMA CHRISTIAN UNIVERSITY INC2501 EAST MEMORIAL ROAD EDMOND,OK 730135525 | | 501(C)(3) | SUPPORT A PROGRAM TO BE INITIATED IN THE FALL OF 2012 WHEREIN OKLAHOMA CHRISTIAN UNIVERSITY WILL PARTICIPATE WITH EDMOND PUBLIC SCHOOLS, WITH UNIVERSITY STUDENTS TEACHING READING ON IPADS TO STUDENTS IN GRADES 2 THROUGH 5 | 5,000 |
| OKLAHOMA CITY MUSEUM OF ART 415 COUCH DRIVE OKLAHOMA CITY,OK 73102 | | 501(C)(3) | SUPPORT THE MUSEUM'S EDUCATION AND COMMUNITY OUTREACH PROGRAMS | 20,000 |
| OKLAHOMA FIRST1018 WEST BROOKE AVENUE STILLWATER,OK 74075 | | 501(C)(3) | SPONSOR THE 2012 OKLAHOMA REGIONAL-FIRST ROBOTICS COMPETITION MARCH 29-31, 2012 | 5,000 |
| OKLAHOMA STATE UNIVERSITY FOUNDATIONPO BOX 1749 STILLWATER,OK 12500 | | 501(C)(3) | SUPPORT THE OKLAHOMA INTERNATIONAL WOMEN'S FORUM/OSU WOMEN'S BUSINESS LEADERSHIP CONFERENCE HELD ANNUALLY IN TULSA, OK | 12,500 |
| OKLAHOMA STATE UNIVERSITY FOUNDATIONPO BOX 1749 STILLWATER,OK 74046 | | 501(C)(3) | SUPPORT THE OKLAHOMA INTERNATIONAL WOMEN'S FORUM/OSU WOMEN'S BUSINESS LEADERSHIP CONFERENCE HELD ANNUALLY IN TULSA, OK SAID FUNDS ARE REQUESTED TO BE PAID OVER A THREE YEAR PERIOD | 12,500 |
| OKLAHOMA STATE UNIVERSITY FOUNDATIONPO BOX 1749 STILLWATER,OK 74046 | | 501(C)(3) | SUPPORT THE 2013 SSB RIATA CENTER FOR ENTREPRENEURSHIP'S VETERANS PROGRAM, WHICH SUPPORTS DISABLED OR HONORABLY DISCHARGED VETERANS WHO ARE UNEMPLOYED OR UNDER-EMPLOYED AND WOULD LIKE TO START THEIR OWN BUSINESS | 2,500 |
| OKLAHOMA STATE UNIVERSITY FOUNDATIONPO BOX 1749 STILLWATER,OK 74046 | | 501(C)(3) | SUPPORT THE WOMEN ENTREPRENEURS INSPIRE CONFERENCE, A DAY-LONG CONFERENCE DESIGNED TO MEET THE UNIQUE OBSTACLES, DEMANDS, AND CHALLENGES WOMEN FACE WHEN GROWING OR CREATING THEIR OWN VENTURES | 1,500 |
| OKLAHOMA STATE UNIVERSITY FOUNDATIONPO BOX 1749 STILLWATER,OK 74046 | | 501(C)(3) | SUPPORT THE OKLAHOMA INTERNATIONAL WOMEN'S FORUM/OSU WOMEN'S BUSINESS LEADERSHIP CONFERENCE HELD ANNUALLY IN TULSA, OK | 12,500 |
| OKLAHOMA STATE UNIVERSITY FOUNDATIONPO BOX 1749 STILLWATER,OK 74076 | | 501(C)(3) | SUPPORT THE OK PUBLIC MEDIA EXCHANGE "STATEIMPACT" OKLAHOMA PROGRAM, WHICH WILL BRING TWO ADDITIONAL REPORTERS TO COVER OK STATE GOVERNMENT STATEIMPACT OK IS A CONSORTIUM OF OK STATIONS WORKIGN WITH NPR TO FOCUS ON HOW STATE GOVERNMENTS AFFECT PEOPLE | 10,000 |
| OKLAHOMA YOUTH EXPOSITION INC431 NORTHEAST 14TH STREET OKLAHOMA CITY,OK 73104 | | 501(C)(3) | PROVIDE SCHOLARSHIPS TO HIGH SCHOOL SENIORS WHO PARTICIPATE IN THE SPRING LIVESTOCK SHOW | 3,000 |
| OPENWORLD LEARNING360 ACOMA STREET 102 DENVER,CO 80223 | | 501(C)(3) | SUPPORT THE ELEMENTARY PROGRAM WHICH SERVES APPROXIMATELY 250 STUDENTS WITH MORE THAN 45,000 PROGRAM CONTACT HOURS ANNUALLY | 2,000 |
| PERRY COUNTY HISTORICAL MUSEUMPO BOX 1128 PERRVILLE,AR 72126 | | 501(C)(3) | FOR THE DEVELOPMENT OF AN ELECTRONIC EDUCATIONAL PRESENTATION AND DISPLAY ON THE HISTORY OF PERRY COUNTY, USING COMPUTERS AND A PROJECTOR OBTAINED THROUGH A PRIOR KFI GRANT | 2,000 |
| PROJECT TRANSFORMATION547 EAST JEFFERSON BOULEVARD DALLAS,TX 75203 | | 501(C)(3) | SUPPORT THE CONTINUATION OF PROJECT TRANSFORMATION'S SUMMER CAMP, PROVIDING THE HIGHEST QUALITY OF EDUCATIONAL OPPORTUNITIES AND SUMMER PROGRAMMING FOR EACH CHILD | 4,000 |
| RESTART INC918 EAST 9TH STREET KANSAS CITY,MO 64106 | | 501(C)(3) | PROVIDE OPERATING EXPENSES FOR THE CONTINUATION OF RESTART'S FAMILY EMERGENCY SHELTER | 3,000 |
| SAFEHOME INCPO BOX 4563 OVERLAND PARK,KS 66204 | | 501(C)(3) | SUPPORT THE SHELTER'S BASIC NEEDS, SUCH AS FOOD AND SUPPLIES FOR A NUTRITIONAL PROGRAM FOR FAMILIES WHO ARE VICTIMS OF DOMESTIC VIOLENCE | 4,000 |
| SAMMY'S HOUSE2415 TWIN OAKS DRIVE AUSTIN,TX 78757 | | 501(C)(3) | PROVIDE FUNDING FOR THERAPEUTIC AND ADAPTIVE EQUIPMENT, SUCH AS WALKERS, POSITIONING EQUIPMENT, AND FEEDING EQUIPMENT NECESSARY FOR THE HEALTHY DEVELOPMENT OF CHILDREN WITH SPECIAL MED/DEVELOPMENTAL NEEDS | 5,000 |
| SAN LUIS VALLEY MUSEUM401 HUNT AVENUE ALAMOSA,CO 81101 | | 501(C)(3) | PROVIDE FINANCIAL SUPPORT SO THAT THE SAN LUIS VALLEY MUSEUM WILL BE ABLE TO STAY OPEN AND PROVIDE MANY ONGOING PROGRAMS FOR THE CHILDREN AND THE COMMUNITY | 5,000 |

Form 990PF Part XV Line 3 - Grants and Contributions Paid During the Year or Approved for Future Payment

| Recipient | If recipient is an individual, show any relationship to any foundation manager or substantial contributor | Foundation status of recipient | Purpose of grant or contribution | Amount |
|--|---|--------------------------------|---|---------|
| Name and address (home or business) | | | | |
| b <i>Approved for future payment</i> | | | | |
| SHOW INC45 WEST WELLS BOULEVARD SAPULPA,OK 74066 | | 501(C)(3) | SUPPORT THE CHILDCARE, LATCHKEY, AND RESPITE PROGRAMS FOR CHILDREN AND OLDER STUDENTS WITH DEVELOPMENTAL DISABIITIES IN THE SAPULPA/TULSA AREA | 5,000 |
| SOUTH CENTRAL INDUSTRIES INC PO BOX 3766 SHAWNEE,OK 748023766 | | 501(C)(3) | ASSIST SOUTH CENTRAL'S GROUP HOMES WITH THE PURCHASE OF TWO SIX PASSENGER VEHICLES EQUIPPED TO TRANSPORT INDIVIDUALS WITH DISABILITIES TO THEIR VARIOUS DAILY ACTIVIES | 2,500 |
| SOUTH CENTRAL INDUSTRIES INC PO BOX 3766 SHAWNEE,OK 748023766 | | 501(C)(3) | ASSIST SOUTH CENTRAL'S GROUP HOMES WITH THE PURCHASE OF TWO SIX PASSENGER VEHICLES EQUIPPED TO TRANSPORT INDIVIDUALS WITH DISABILITIES TO THEIR VARIOUS DAILY ACTIVITIES | 2,500 |
| SOUTHEASTERN FOUNDATION1405 NORTH 4TH PMB 4187 DURANT,OK 74701 | | 501(C)(3) | SUPPORT THE HEALTH, PHYSICAL EDUCATION, AND RECREATION (HPER) EXERCISE PHYSIOLOGY LABORATORY | 8,000 |
| SPECIAL CARE INC12201 NORTH WESTERN AVENUE OKLAHOMA CITY,OK 73114 | | 501(C)(3) | SUPPORT CAPITAL BUILDING CAMPAIGN WHICH WILL EXPAND FACILITY SPACE, RESOURCES AND INCREASE THE NUMBER OF CHILDREN SERVED | 15,000 |
| TAOS HISTORIC MUSEUMS INC222 LEDOUX STREET TAOS,NM 875715944 | | 501(C)(3) | PROVIDE FINANCIAL ASSISTANCE FOR THE RE-MUDDING OF THE HACIENDA DE LOS MARTINEZ, A HISTORIC ADOBE BUILDING, LISTED ON THE NATIONAL REGISTER OF HISTORIC PLACES | 5,000 |
| TAPING FOR THE BLIND INC3935 ESSEX LANE HOUSTON,TX 770275113 | | 501(C)(3) | SUPPORT THE LAUNCH OF SIGHT INTO SOUND'S NURADIO PROGRAM, WHICH WILL USE EXISTING RADIO AND PRODUCTION RESOURCES TO GIVE NEW PURPOSE TO CHILDREN'S ARTISTIC EXPRESSIONS | 10,000 |
| TEACH FOR AMERICA INC315 WEST 36TH STREET 7TH FLOOR NEW YORK,NY 10018 | | 501(C)(3) | SUPPORT TEACH FOR AMERICA'S SPONSOR TEACHER CAMPAIGN | 10,000 |
| THE NORMAN PHILHARMONICPO BOX 1062 NORMAN,OK 730721062 | | 501(C)(3) | PROVIDE FINANCIAL ASSISTANCE FOR THE PROFESSIONAL MUSICIANS WHO ARE PERFORMERS FOR THE NORMAN PHILHARMONIC | 25,000 |
| THE UNIVERSITY OF OKLAHOMA FOUNDATION100 TIMBERDELL ROAD NORMAN,OK 73019 | | 501(C)(3) | FOR THE CREATION OF A STUDENT ENRICHMENT FUND TO PROVIDE OPPORTUNITIES FOR STUDENTS TO ACHIEVE THEIR CREATIVE AND EDUCATIONAL GOALS, NAMELY FOR AUDITIONS, PERFORMANCE TOURS, AND CONFERENCES TO ENHANCE THEIR TRAINING AND EDUCATION | 25,000 |
| THE WILMA MANKILLER FOUNDATIONC/O TULSA COMMUNITY FOUNDATION 7030 SOUTH YALE AVENUE SUITE 60 TULSA,OK 74136 | | 501(C)(3) | SUPPORT THE PRODUCTION OF THE MOVIE "THE CHEROKEE WORD FOR WATER", A FILM MENTORSHIP PROGRAM, JOB SKILLS TRAINING, AND AN EDUCATIONAL CURRICULUM TO ACCOMPANY THE MOVIE | 50,000 |
| TULSA AREA UNITED WAYPO BOX 1859 TULSA,OK 741011859 | | 501(C)(3) | PROVIDE FUNDS FOR A WOMEN'S LEADERSHIP COUNCIL THAT WORKS TO IMPROVE THE LIVES OF THOSE LESS FORTUNATE IN THE TULSA AREA | 5,000 |
| TULSA HISTORICAL SOCIETY2445 SOUTH PEORIA TULSA,OK 74114 | | 501(C)(3) | CREATE, CONSTRUCT, MAINTAIN, AND PRESENT THE TULSA HISTORICAL SOCIETY'S EIGHT EXHIBITS ON HISTORICAL TOPICS IN 2012 | 5,000 |
| TURNING POINT CENTER1701 JACQUELYN DRIVE HOUSTON,TX 77055 | | 501(C)(3) | UPGRADE THE STANDARD TOILETS IN TURNING POINT'S 30 UNIT FACILITY WITH ADA CERTIFIED HANDICAPPED TOILETS | 2,500 |
| UNIVERSITY OF CENTRAL OKLAHOMA FOUNDATION100 NORTH UNIVERSITY DRIVE BOX 133 EDMOND,OK 73034 | | 501(C)(3) | ENABLE UNVIERSTY OF CENTRAL OKLAHOMA TO RESEARCH, WRITE, AND DISSEMINATE THE OKLAHOMA CIVIC HEALTH INDEX FOR 2012 | 10,000 |
| Total  3b | | | | 569,000 |

TY 2011 Accounting Fees Schedule

Name: THE KERR FOUNDATION INC

EIN: 73-1256122

| Category | Amount | Net Investment Income | Adjusted Net Income | Disbursements for Charitable Purposes |
|------------|--------|--------------------------|------------------------|---|
| AUDIT FEES | 16,028 | 14,425 | | 1,603 |

TY 2011 General Explanation Attachment

Name: THE KERR FOUNDATION INC

EIN: 73-1256122

| Identifier | Return Reference | Explanation |
|------------|------------------|---|
| | | FORM 990-PF, PART II, LINE 14 BASIS ACCUMULATED DEPRE FURNITURE \$196,193 88 \$194,383 89EQUIPMENT \$274,262 23 \$256,209 75BUILDINGS \$1,046,505 65 \$385,944 16LAND \$118,144 74AUTOMOBILES \$18,677 50 \$3,060 00TOTAL \$1,653,784 00 \$839,597 80 |

**TY 2011 Investments Corporate
Bonds Schedule**

Name: THE KERR FOUNDATION INC
EIN: 73-1256122

| Name of Bond | End of Year Book Value | End of Year Fair Market Value |
|-----------------|------------------------|-------------------------------|
| CORPORATE BONDS | 3,641,723 | 3,731,116 |

**TY 2011 Investments Corporate
Stock Schedule****Name:** THE KERR FOUNDATION INC**EIN:** 73-1256122

| Name of Stock | End of Year Book Value | End of Year Fair Market Value |
|------------------|---------------------------|----------------------------------|
| CORPORATE STOCKS | 11,417,237 | 13,061,257 |

TY 2011 Investments Government Obligations Schedule

Name: THE KERR FOUNDATION INC

EIN: 73-1256122

**US Government Securities - End of
Year Book Value:**

0

**US Government Securities - End of
Year Fair Market Value:**

0

**State & Local Government
Securities - End of Year Book
Value:**

0

**State & Local Government
Securities - End of Year Fair
Market Value:**

0

TY 2011 Investments - Other Schedule

Name: THE KERR FOUNDATION INC

EIN: 73-1256122

| Category / Item | Listed at Cost or FMV | Book Value | End of Year Fair Market Value |
|-----------------------|-----------------------|------------|-------------------------------|
| MEMBERSHIP INVESTMENT | AT COST | 184,576 | 184,576 |

TY 2011 Other Assets Schedule

Name: THE KERR FOUNDATION INC

EIN: 73-1256122

| Description | Beginning of Year - Book Value | End of Year - Book Value | End of Year - Fair Market Value |
|--|-----------------------------------|-----------------------------|------------------------------------|
| ARTWORK | 97,843 | 98,264 | 98,264 |
| SURRENDER VALUE OF LIFE INSURANCE POLICY | 3,554,632 | 4,110,693 | 4,110,693 |

TY 2011 Other Expenses Schedule**Name:** THE KERR FOUNDATION INC**EIN:** 73-1256122

| Description | Revenue and Expenses per Books | Net Investment Income | Adjusted Net Income | Disbursements for Charitable Purposes |
|------------------------------------|-----------------------------------|--------------------------|---------------------|--|
| AUTOMOBILES | 17,512 | 8,756 | | 8,756 |
| COMMUNITY SUPPORT | 118,676 | 0 | | 118,676 |
| CONTRACT LABOR | 2,453 | 1,226 | | 1,227 |
| DUES AND SUBSCRIPTIONS | 53,927 | 26,964 | | 26,963 |
| GRANT ADMINISTRATION | 36,997 | 18,499 | | 18,498 |
| INSURANCE | -135,755 | -67,877 | | -67,878 |
| MISCELLANEOUS BUSINESS EXPENSES | 21,138 | 10,569 | | 10,569 |
| OFFICE SUPPLIES | 9,028 | 4,514 | | 4,514 |
| REPAIRS AND MAINTENANCE | 34,023 | 17,012 | | 17,011 |
| TELEPHONE | 14,070 | 7,035 | | 7,035 |
| UTILITIES | 11,744 | 5,872 | | 5,872 |
| SAFETY DEPOSIT BOX | 30 | 19 | | 11 |

TY 2011 Other Income Schedule

Name: THE KERR FOUNDATION INC

EIN: 73-1256122

| Description | Revenue And Expenses Per Books | Net Investment Income | Adjusted Net Income |
|--|-----------------------------------|--------------------------|---------------------|
| OIL AND GAS ROYALTIES | 87,122 | 87,122 | 87,122 |
| DAIMLER CHRYSLAR CLASS ACTION SETTLEMENT | 2,342 | 2,342 | 2,342 |

TY 2011 Other Professional Fees Schedule

Name: THE KERR FOUNDATION INC

EIN: 73-1256122

| Category | Amount | Net Investment Income | Adjusted Net Income | Disbursements for Charitable Purposes |
|--------------------------|---------|--------------------------|------------------------|---|
| INVESTMENT | 158,183 | 142,365 | | 15,818 |
| ADMINISTRATIVE/FINANCIAL | 111,535 | 100,381 | | 11,154 |
| CUSTODIAL | 19,538 | 19,538 | | 0 |

TY 2011 Taxes Schedule**Name:** THE KERR FOUNDATION INC**EIN:** 73-1256122

| Category | Amount | Net Investment Income | Adjusted Net Income | Disbursements for Charitable Purposes |
|------------------------|--------|--------------------------|------------------------|---|
| FEDERAL EXCISE TAX | 9,300 | 0 | | 0 |
| FOREIGN TAXES WITHHELD | 5,745 | 5,745 | | 0 |
| GROSS PRODUCTION TAX | 5,749 | 2,875 | | 2,874 |
| PAYROLL TAXES | 21,792 | 10,896 | | 10,896 |

Additional Data

Software ID:
Software Version:
EIN: 73-1256122
Name: THE KERR FOUNDATION INC

Form 990PF - Special Condition Description:

| |
|--------------------------------------|
| Special Condition Description |
|--------------------------------------|