



See a Social Security Number? Say Something!
Report Privacy Problems to <https://public.resource.org/privacy>
Or call the IRS Identity Theft Hotline at 1-800-908-4490



Form **990-PF**

Department of the Treasury
Internal Revenue Service

Return of Private Foundation
or Section 4947(a)(1) Nonexempt Charitable Trust
Treated as a Private Foundation

Note. The foundation may be able to use a copy of this return to satisfy state reporting requirements

OMB No 1545-0052

2011

For calendar year 2011, or tax year beginning 01-01-2011 , and ending 12-31-2011

G Check all that apply

☐ Initial return

☐ Initial return of a former public charity

☐ Final return

☐ Amended return

☐ Address change

☐ Name change

Name of foundation
ERIN MACDONALD FOUNDATION
C/O GERETY & ASSOCIATES

A Employer identification number
68-0534295

Number and street (or P O box number if mail is not delivered to street address)
6817 S EASTERN
ROOM/SUITE 101

Room/suite

B Telephone number (see page 10 of the instructions)
(702) 933-2213

City or town, state, and ZIP code
LAS VEGAS, NV 891194684

C If exemption application is pending, check here ☐

D 1. Foreign organizations, check here ☐

2. Foreign organizations meeting the 85% test, check here and attach computation ☐

H Check type of organization ☒ Section 501(c)(3) exempt private foundation
☐ Section 4947(a)(1) nonexempt charitable trust ☐ Other taxable private foundation

E If private foundation status was terminated under section 507(b)(1)(A), check here ☐

F If the foundation is in a 60-month termination under section 507(b)(1)(B), check here ☐

I Fair market value of all assets at end of year (from Part II, col. (c), line 16)
\$ 407,437





J Accounting method ☒ Cash ☐ Accrual
☐ Other (specify) _____
(Part I, column (d) must be on cash basis.)

Part I Analysis of Revenue and Expenses (The total of amounts in columns (b), (c), and (d) may not necessarily equal the amounts in column (a) (see page 11 of the instructions))		(a) Revenue and expenses per books	(b) Net investment income	(c) Adjusted net income	(d) Disbursements for charitable purposes (cash basis only)
Revenue	1 Contributions, gifts, grants, etc , received (attach schedule)				
	2 Check <input checked="" type="checkbox"/> if the foundation is not required to attach Sch B				
	3 Interest on savings and temporary cash investments	13	13		
	4 Dividends and interest from securities.	10,050	10,050		
	5a Gross rents				
	b Net rental income or (loss) _____				
	6a Net gain or (loss) from sale of assets not on line 10	2,194			
	b Gross sales price for all assets on line 6a _____ 141,060				
	7 Capital gain net income (from Part IV , line 2)		2,194		
	8 Net short-term capital gain				
	9 Income modifications				
	10a Gross sales less returns and allowances				
Operating and Administrative Expenses	b Less Cost of goods sold				
	c Gross profit or (loss) (attach schedule)				
	11 Other income (attach schedule)				
	12 Total. Add lines 1 through 11	12,257	12,257		
	13 Compensation of officers, directors, trustees, etc				
	14 Other employee salaries and wages				
	15 Pension plans, employee benefits				
	16a Legal fees (attach schedule).				
	b Accounting fees (attach schedule).	1,524	1,524		
	c Other professional fees (attach schedule)	3,987	3,987		
	17 Interest				
	18 Taxes (attach schedule) (see page 14 of the instructions)	293	293		
	19 Depreciation (attach schedule) and depletion				
	20 Occupancy				
	21 Travel, conferences, and meetings				
	22 Printing and publications				
	23 Other expenses (attach schedule).	197	197		
	24 Total operating and administrative expenses. Add lines 13 through 23	6,001	6,001		0
	25 Contributions, gifts, grants paid	49,800			49,800
	26 Total expenses and disbursements. Add lines 24 and 25	55,801	6,001		49,800
	27 Subtract line 26 from line 12				
	a Excess of revenue over expenses and disbursements	-43,544			
	b Net investment income (if negative, enter -0-)		6,256		
	c Adjusted net income (if negative, enter -0-)				

For Privacy Act and Paperwork Reduction Act Notice, see page 30 of the instructions.

Cat No 11289X

Form **990-PF** (2011)

Part II Balance Sheets		Attached schedules and amounts in the description column should be for end-of-year amounts only (See instructions)	Beginning of year	End of year	
			(a) Book Value	(b) Book Value	(c) Fair Market Value
Assets	1	Cash—non-interest-bearing			
	2	Savings and temporary cash investments	5,615	23,397	23,397
	3	Accounts receivable ▶ _____ Less allowance for doubtful accounts ▶ _____			
	4	Pledges receivable ▶ _____ Less allowance for doubtful accounts ▶ _____			
	5	Grants receivable			
	6	Receivables due from officers, directors, trustees, and other disqualified persons (attach schedule) (see page 15 of the instructions)			
	7	Other notes and loans receivable (attach schedule) ▶ _____ Less allowance for doubtful accounts ▶ _____			
	8	Inventories for sale or use			
	9	Prepaid expenses and deferred charges			
	10a	Investments—U S and state government obligations (attach schedule)			
	b	Investments—corporate stock (attach schedule)	455,446 	398,593	384,018
	c	Investments—corporate bonds (attach schedule).			
	11	Investments—land, buildings, and equipment basis ▶ _____ Less accumulated depreciation (attach schedule) ▶ _____			
	12	Investments—mortgage loans			
	13	Investments—other (attach schedule)	4,413		
	14	Land, buildings, and equipment basis ▶ _____ Less accumulated depreciation (attach schedule) ▶ _____			
Liabilities	15	Other assets (describe ▶ _____)	 82	 22	 22
	16	Total assets (to be completed by all filers—see the instructions Also, see page 1, item I)	465,556	422,012	407,437
	17	Accounts payable and accrued expenses			
	18	Grants payable			
	19	Deferred revenue			
	20	Loans from officers, directors, trustees, and other disqualified persons			
	21	Mortgages and other notes payable (attach schedule)			
	22	Other liabilities (describe ▶ _____)			
	23	Total liabilities (add lines 17 through 22)		0	
Net Assets or Fund Balances		Foundations that follow SFAS 117, check here ▶ <input type="checkbox"/> and complete lines 24 through 26 and lines 30 and 31.			
	24	Unrestricted			
	25	Temporarily restricted			
	26	Permanently restricted			
		Foundations that do not follow SFAS 117, check here ▶ <input checked="" type="checkbox"/> and complete lines 27 through 31.			
	27	Capital stock, trust principal, or current funds			
	28	Paid-in or capital surplus, or land, bldg , and equipment fund			
	29	Retained earnings, accumulated income, endowment, or other funds	465,556	422,012	
	30	Total net assets or fund balances (see page 17 of the instructions)	465,556	422,012	
	31	Total liabilities and net assets/fund balances (see page 17 of the instructions)	465,556	422,012	

Part III Analysis of Changes in Net Assets or Fund Balances

1	Total net assets or fund balances at beginning of year—Part II, column (a), line 30 (must agree with end-of-year figure reported on prior year’s return)	1	465,556
2	Enter amount from Part I, line 27a	2	-43,544
3	Other increases not included in line 2 (itemize) ▶ _____	3	
4	Add lines 1, 2, and 3	4	422,012
5	Decreases not included in line 2 (itemize) ▶ _____	5	
6	Total net assets or fund balances at end of year (line 4 minus line 5)—Part II, column (b), line 30	6	422,012

Part IV Capital Gains and Losses for Tax on Investment Income

(a) List and describe the kind(s) of property sold (e g , real estate, 2-story brick warehouse, or common stock, 200 shs MLC Co)		(b) How acquired P—Purchase D—Donation	(c) Date acquired (mo , day, yr)	(d) Date sold (mo , day, yr)
1a	See Additional Data Table			
b				
c				
d				
e				

(e) Gross sales price	(f) Depreciation allowed (or allowable)	(g) Cost or other basis plus expense of sale	(h) Gain or (loss) (e) plus (f) minus (g)
a See Additional Data Table			
b			
c			
d			
e			

Complete only for assets showing gain in column (h) and owned by the foundation on 12/31/69			(l) Gains (Col (h) gain minus col (k), but not less than -0-) or Losses (from col (h))
(i) F M V as of 12/31/69	(j) Adjusted basis as of 12/31/69	(k) Excess of col (i) over col (j), if any	
a See Additional Data Table			
b			
c			
d			
e			

2	Capital gain net income or (net capital loss)	{ If gain, also enter in Part I, line 7 If (loss), enter -0- in Part I, line 7 }	2	2,194
3	Net short-term capital gain or (loss) as defined in sections 1222(5) and (6) If gain, also enter in Part I, line 8, column (c) (see pages 13 and 17 of the instructions) If (loss), enter -0- in Part I, line 8		3	-2,731

Part V Qualification Under Section 4940(e) for Reduced Tax on Net Investment Income

(For optional use by domestic private foundations subject to the section 4940(a) tax on net investment income)

If section 4940(d)(2) applies, leave this part blank

Was the foundation liable for the section 4942 tax on the distributable amount of any year in the base period? ☐ Yes ☒ No

If "Yes," the foundation does not qualify under section 4940(e) Do not complete this part

1 Enter the appropriate amount in each column for each year, see page 18 of the instructions before making any entries

(a) Base period years Calendar year (or tax year beginning in)	(b) Adjusted qualifying distributions	(c) Net value of noncharitable-use assets	(d) Distribution ratio (col (b) divided by col (c))
2010	34,616	455,953	0 075920
2009	23,500	443,260	0 053016
2008	19,126	538,804	0 035497
2007	62,446	646,996	0 096517
2006	53,716	583,018	0 092134


2	Total of line 1, column (d).	2	0 353084
3	Average distribution ratio for the 5-year base period—divide the total on line 2 by 5, or by the number of years the foundation has been in existence if less than 5 years	3	0 070617
4	Enter the net value of noncharitable-use assets for 2011 from Part X, line 5.	4	450,888
5	Multiply line 4 by line 3.	5	31,840
6	Enter 1% of net investment income (1% of Part I, line 27b).	6	63
7	Add lines 5 and 6.	7	31,903
8	Enter qualifying distributions from Part XII, line 4.	8	49,800

If line 8 is equal to or greater than line 7, check the box in Part VI, line 1b, and complete that part using a 1% tax rate See the Part VI instructions on page 18

Part VIExcise Tax Based on Investment Income (Section 4940(a), 4940(b), 4940(e), or 4948—see page 18 of the instructions)








1a		Exempt operating foundations described in section 4940(d)(2), check here <input type="checkbox"/> and enter "N/A" on line 1			
		Date of ruling or determination letter _____ (attach copy of letter if necessary—see instructions)			
b		Domestic foundations that meet the section 4940(e) requirements in Part V, check here <input checked="" type="checkbox"/> and enter 1% of Part I, line 27b		1	63
c		All other domestic foundations enter 2% of line 27b. Exempt foreign organizations enter 4% of Part I, line 12, col (b)			
2		Tax under section 511 (domestic section 4947(a)(1) trusts and taxable foundations only. Others enter -0-)		2	
3		Add lines 1 and 2.		3	63
4		Subtitle A (income) tax (domestic section 4947(a)(1) trusts and taxable foundations only. Others enter -0-)		4	
5		Tax based on investment income. Subtract line 4 from line 3. If zero or less, enter -0-		5	63
6		Credits/Payments			
a		2011 estimated tax payments and 2010 overpayment credited to 2011	6a	82	
b		Exempt foreign organizations—tax withheld at source	6b		
c		Tax paid with application for extension of time to file (Form 8868)	6c		
d		Backup withholding erroneously withheld	6d		
7		Total credits and payments. Add lines 6a through 6d.		7	82
8		Enter any penalty for underpayment of estimated tax. Check here <input type="checkbox"/> if Form 2220 is attached.		8	
9		Tax due. If the total of lines 5 and 8 is more than line 7, enter amount owed		9	
10		Overpayment. If line 7 is more than the total of lines 5 and 8, enter the amount overpaid.		10	19
11		Enter the amount of line 10 to be Credited to 2012 estimated tax <input type="checkbox"/>	19	Refunded <input type="checkbox"/>	11

Part VII-AStatements Regarding Activities

1a	During the tax year, did the foundation attempt to influence any national, state, or local legislation or did it participate or intervene in any political campaign?		Yes	No
		1a		No
b	Did it spend more than \$100 during the year (either directly or indirectly) for political purposes (see page 19 of the instructions for definition)?			No
	If the answer is "Yes" to 1a or 1b, attach a detailed description of the activities and copies of any materials published or distributed by the foundation in connection with the activities.			
c	Did the foundation file Form 1120-POL for this year?	1c		No
d	Enter the amount (if any) of tax on political expenditures (section 4955) imposed during the year: (1) On the foundation <input type="checkbox"/> \$ _____ (2) On foundation managers <input type="checkbox"/> \$ _____			
e	Enter the reimbursement (if any) paid by the foundation during the year for political expenditure tax imposed on foundation managers <input type="checkbox"/> \$ _____			
2	Has the foundation engaged in any activities that have not previously been reported to the IRS? If "Yes," attach a detailed description of the activities.	2		No
3	Has the foundation made any changes, not previously reported to the IRS, in its governing instrument, articles of incorporation, or bylaws, or other similar instruments? If "Yes," attach a conformed copy of the changes	3		No
4a	Did the foundation have unrelated business gross income of \$1,000 or more during the year?	4a		No
b	If "Yes," has it filed a tax return on Form 990-T for this year?	4b		
5	Was there a liquidation, termination, dissolution, or substantial contraction during the year? If "Yes," attach the statement required by General Instruction T.	5		No
6	Are the requirements of section 508(e) (relating to sections 4941 through 4945) satisfied either: • By language in the governing instrument, or • By state legislation that effectively amends the governing instrument so that no mandatory directions that conflict with the state law remain in the governing instrument?	6	Yes	
7	Did the foundation have at least \$5,000 in assets at any time during the year? If "Yes," complete Part II, col (c), and Part XV	7	Yes	
8a	Enter the states to which the foundation reports or with which it is registered (see page 19 of the instructions) <input type="checkbox"/> NV _____			
b	If the answer is "Yes" to line 7, has the foundation furnished a copy of Form 990-PF to the Attorney General (or designate) of each state as required by General Instruction G? If "No," attach explanation .	8b	Yes	
9	Is the foundation claiming status as a private operating foundation within the meaning of section 4942(j)(3) or 4942(j)(5) for calendar year 2011 or the taxable year beginning in 2011 (see instructions for Part XIV on page 27)? If "Yes," complete Part XIV	9		No
10	Did any persons become substantial contributors during the tax year? If "Yes," attach a schedule listing their names and addresses 	10		No




















Part VII-A

Statements Regarding Activities *(continued)*

11	At any time during the year, did the foundation, directly or indirectly, own a controlled entity within the meaning of section 512(b)(13)? If "Yes," attach schedule (see page 20 of the instructions).	11		No
12	Did the foundation acquire a direct or indirect interest in any applicable insurance contract before August 17, 2008?	12		No
13	Did the foundation comply with the public inspection requirements for its annual returns and exemption application? Website address  N/A	13	Yes	
14	The books are in care of  GERETY & ASSOCIATES Telephone no  (702) 933-2213 Located at  6817 S EASTERN AVE SUITE 101 LAS VEGAS NV ZIP +4  89119			
15	Section 4947(a)(1) nonexempt charitable trusts filing Form 990-PF in lieu of Form 1041 —Check here  and enter the amount of tax-exempt interest received or accrued during the year.	15		
16	At any time during calendar year 2011, did the foundation have an interest in or a signature or other authority over a bank, securities, or other financial account in a foreign country?	16	Yes	No
See the instructions for exceptions and filing requirements for Form TD F 90-22.1 If "Yes", enter the name of the foreign country 				

Part VII-B

Statements Regarding Activities for Which Form 4720 May Be Required

File Form 4720 if any item is checked in the "Yes" column, unless an exception applies.			Yes	No
1a	During the year did the foundation (either directly or indirectly) (1) Engage in the sale or exchange, or leasing of property with a disqualified person?  Yes  No (2) Borrow money from, lend money to, or otherwise extend credit to (or accept it from) a disqualified person?.  Yes  No (3) Furnish goods, services, or facilities to (or accept them from) a disqualified person?  Yes  No (4) Pay compensation to, or pay or reimburse the expenses of, a disqualified person?  Yes  No (5) Transfer any income or assets to a disqualified person (or make any of either available for the benefit or use of a disqualified person)?.  Yes  No (6) Agree to pay money or property to a government official? (Exception. Check "No" if the foundation agreed to make a grant to or to employ the official for a period after termination of government service, if terminating within 90 days).  Yes  No			
b	If any answer is "Yes" to 1a(1)–(6), did any of the acts fail to qualify under the exceptions described in Regulations section 53.4941(d)-3 or in a current notice regarding disaster assistance (see page 20 of the instructions)?. Organizations relying on a current notice regarding disaster assistance check here. 	1b		
c	Did the foundation engage in a prior year in any of the acts described in 1a, other than excepted acts, that were not corrected before the first day of the tax year beginning in 2011?.	1c		
2	Taxes on failure to distribute income (section 4942) (does not apply for years the foundation was a private operating foundation defined in section 4942(j)(3) or 4942(j)(5))			
a	At the end of tax year 2011, did the foundation have any undistributed income (lines 6d and 6e, Part XIII) for tax year(s) beginning before 2011?.  Yes  No If "Yes," list the years  20____, 20____, 20____, 20____			
b	Are there any years listed in 2a for which the foundation is not applying the provisions of section 4942(a)(2) (relating to incorrect valuation of assets) to the year's undistributed income? (If applying section 4942(a)(2) to all years listed, answer "No" and attach statement—see page 20 of the instructions).	2b		
c	If the provisions of section 4942(a)(2) are being applied to any of the years listed in 2a, list the years here  20____, 20____, 20____, 20____			
3a	Did the foundation hold more than a 2% direct or indirect interest in any business enterprise at any time during the year?.  Yes  No			
b	If "Yes," did it have excess business holdings in 2011 as a result of (1) any purchase by the foundation or disqualified persons after May 26, 1969, (2) the lapse of the 5-year period (or longer period approved by the Commissioner under section 4943(c)(7)) to dispose of holdings acquired by gift or bequest, or (3) the lapse of the 10-, 15-, or 20-year first phase holding period? (<i>Use Schedule C, Form 4720, to determine if the foundation had excess business holdings in 2011.</i>).	3b		
4a	Did the foundation invest during the year any amount in a manner that would jeopardize its charitable purposes?	4a		No
b	Did the foundation make any investment in a prior year (but after December 31, 1969) that could jeopardize its charitable purpose that had not been removed from jeopardy before the first day of the tax year beginning in 2011?	4b		No

Part VII-B

Statements Regarding Activities for Which Form 4720 May Be Required (continued)

5a

During the year did the foundation pay or incur any amount to

(1) Carry on propaganda, or otherwise attempt to influence legislation (section 4945(e))?

☐ Yes ☒ No

(2) Influence the outcome of any specific public election (see section 4955), or to carry on, directly or indirectly, any voter registration drive?

☐ Yes ☒ No

(3) Provide a grant to an individual for travel, study, or other similar purposes?

☐ Yes ☒ No

(4) Provide a grant to an organization other than a charitable, etc , organization described in section 509(a)(1), (2), or (3), or section 4940(d)(2)? (see page 22 of the instructions).

☐ Yes ☒ No

(5) Provide for any purpose other than religious, charitable, scientific, literary, or educational purposes, or for the prevention of cruelty to children or animals?

☐ Yes ☒ No

b

If any answer is "Yes" to 5a(1)–(5), did **any** of the transactions fail to qualify under the exceptions described in Regulations section 53.4945 or in a current notice regarding disaster assistance (see page 22 of the instructions)?

Organizations relying on a current notice regarding disaster assistance check here. ☒

c

If the answer is "Yes" to question 5a(4), does the foundation claim exemption from the tax because it maintained expenditure responsibility for the grant?

☐ Yes ☐ No

If "Yes," attach the statement required by Regulations section 53.4945–5(d).

6a

Did the foundation, during the year, receive any funds, directly or indirectly, to pay premiums on a personal benefit contract?

☐ Yes ☒ No

b

Did the foundation, during the year, pay premiums, directly or indirectly, on a personal benefit contract?

☐ Yes ☒ No

If "Yes" to 6b, file Form 8870.

7a

At any time during the tax year, was the foundation a party to a prohibited tax shelter transaction?

☐ Yes ☐ No

b

If yes, did the foundation receive any proceeds or have any net income attributable to the transaction?




☐ Yes ☒ No

Part VIII

Information About Officers, Directors, Trustees, Foundation Managers, Highly Paid Employees, and Contractors

1

List all officers, directors, trustees, foundation managers and their compensation (see page 22 of the instructions).

(a) Name and address	(b) Title, and average hours per week devoted to position	(c) Compensation (If not paid, enter -0-)	(d) Contributions to employee benefit plans and deferred compensation	(e) Expense account, other allowances
ERIN MACDONALDCO GERETY ASSOC  6817 S EASTERN AVE SUITE 101 LAS VEGAS,NV 89119	PRESIDENT/TR 1 00	0	0	0
LES COMBS CO GERETY ASSOC  6817 S EASTERN AVE SUITE 101 LAS VEGAS,NV 89119	SECRETARY 1 00	0	0	0
SUE HAYS CO GERETY ASSOC  6817 S EASTERN AVE SUITE 101 LAS VEGAS,NV 89119	TREASURER/DI 1 00	0	0	0

2

Compensation of five highest-paid employees (other than those included on line 1—see page 23 of the instructions). If none, enter "NONE."

(a) Name and address of each employee paid more than \$50,000	(b) Title, and average hours per week devoted to position	(c) Compensation	(d) Contributions to employee benefit plans and deferred compensation	(e) Expense account, other allowances
NONE				

Total

number of other employees paid over \$50,000. ☒

Form 990-PF (2011)

Part VIII

[illegible]

Total number of others receiving over \$50,000 for professional services.	▶
--	---

Part IX-A

1	
2	
3	
4	

Part IX-B

Form **990-PF** (2011)

Part X

Minimum Investment Return (All domestic foundations must complete this part. Foreign foundations, see page 24 of the instructions.)

1	Fair market value of assets not used (or held for use) directly in carrying out charitable, etc , purposes		
a	Average monthly fair market value of securities.	1a	447,193
b	Average of monthly cash balances.	1b	10,561
c	Fair market value of all other assets (see page 24 of the instructions).	1c	0
d	Total (add lines 1a, b, and c).	1d	457,754
e	Reduction claimed for blockage or other factors reported on lines 1a and 1c (attach detailed explanation).	1e	
2	Acquisition indebtedness applicable to line 1 assets.	2	
3	Subtract line 2 from line 1d.	3	457,754
4	Cash deemed held for charitable activities Enter 1 1/2% of line 3 (for greater amount, see page 25 of the instructions).	4	6,866
5	Net value of noncharitable-use assets. Subtract line 4 from line 3 Enter here and on Part V, line 4	5	450,888
6	Minimum investment return. Enter 5% of line 5.	6	22,544

Part XI

Distributable Amount (see page 25 of the instructions) (Section 4942(j)(3) and (j)(5) private operating foundations and certain foreign organizations check here ☒ and do not complete this part.)

1	Minimum investment return from Part X, line 6.	1	22,544
2a	Tax on investment income for 2011 from Part VI, line 5.	2a	63
b	Income tax for 2011 (This does not include the tax from Part VI).	2b	
c	Add lines 2a and 2b.	2c	63
3	Distributable amount before adjustments Subtract line 2c from line 1.	3	22,481
4	Recoveries of amounts treated as qualifying distributions.	4	
5	Add lines 3 and 4.	5	22,481
6	Deduction from distributable amount (see page 25 of the instructions).	6	
7	Distributable amount as adjusted Subtract line 6 from line 5 Enter here and on Part XIII, line 1.	7	22,481

Part XII

Qualifying Distributions (see page 25 of the instructions)

1	Amounts paid (including administrative expenses) to accomplish charitable, etc , purposes		
a	Expenses, contributions, gifts, etc —total from Part I, column (d), line 26.	1a	49,800
b	Program-related investments—total from Part IX-B.	1b	
2	Amounts paid to acquire assets used (or held for use) directly in carrying out charitable, etc , purposes.	2	
3	Amounts set aside for specific charitable projects that satisfy the		
a	Suitability test (prior IRS approval required).	3a	
b	Cash distribution test (attach the required schedule).	3b	
4	Qualifying distributions. Add lines 1a through 3b Enter here and on Part V, line 8, and Part XIII, line 4	4	49,800
5	Foundations that qualify under section 4940(e) for the reduced rate of tax on net investment income Enter 1% of Part I, line 27b (see page 26 of the instructions).	5	63
6	Adjusted qualifying distributions. Subtract line 5 from line 4.	6	49,737
Note: The amount on line 6 will be used in Part V, column (b), in subsequent years when calculating whether the foundation qualifies for the section 4940(e) reduction of tax in those years			

Part XIII

Undistributed Income (see page 26 of the instructions)

	(a) Corpus	(b) Years prior to 2010	(c) 2010	(d) 2011
1 Distributable amount for 2011 from Part XI, line 7				22,481
2 Undistributed income, if any, as of the end of 2011				
a Enter amount for 2010 only.				
b Total for prior years 20____, 20____, 20____				
3 Excess distributions carryover, if any, to 2011				
a From 2006.	25,017			
b From 2007.	31,124			
c From 2008.				
d From 2009.	1,460			
e From 2010.	11,886			
f Total of lines 3a through e.	69,487			
4 Qualifying distributions for 2011 from Part XII, line 4 ▶ \$ 49,800				
a Applied to 2010, but not more than line 2a				
b Applied to undistributed income of prior years (Election required—see page 26 of the instructions)				
c Treated as distributions out of corpus (Election required—see page 26 of the instructions). . .				
d Applied to 2011 distributable amount.				22,481
e Remaining amount distributed out of corpus	27,319			
5 Excess distributions carryover applied to 2011 (If an amount appears in column (d), the same amount must be shown in column (a).)				
6 Enter the net total of each column as indicated below:				
a Corpus Add lines 3f, 4c, and 4e Subtract line 5	96,806			
b Prior years' undistributed income Subtract line 4b from line 2b.				
c Enter the amount of prior years' undistributed income for which a notice of deficiency has been issued, or on which the section 4942(a) tax has been previously assessed.				
d Subtract line 6c from line 6b Taxable amount—see page 27 of the instructions . . .				
e Undistributed income for 2010 Subtract line 4a from line 2a Taxable amount—see page 27 of the instructions				
f Undistributed income for 2011 Subtract lines 4d and 5 from line 1 This amount must be distributed in 2011				0
7 Amounts treated as distributions out of corpus to satisfy requirements imposed by section 170(b)(1)(F) or 4942(g)(3) (see page 27 of the instructions).				
8 Excess distributions carryover from 2006 not applied on line 5 or line 7 (see page 27 of the instructions).	25,017			
9 Excess distributions carryover to 2012. Subtract lines 7 and 8 from line 6a	71,789			
10 Analysis of line 9				
a Excess from 2007. . . .	31,124			
b Excess from 2008. . . .				
c Excess from 2009. . . .	1,460			
d Excess from 2010. . . .	11,886			
e Excess from 2011. . . .	27,319			

Part XIVPrivate Operating Foundations (see page 27 of the instructions and Part VII-A, question 9)

1a

If the foundation has received a ruling or determination letter that it is a private operating foundation, and the ruling is effective for 2011, enter the date of the ruling.

b

Check box to indicate whether the organization is a private operating foundation described in section 4942(j)(3) or 4942(j)(5)

☐ 4942(j)(3) or ☐ 4942(j)(5)

2a	Enter the lesser of the adjusted net income from Part I or the minimum investment return from Part X for each year listed.	Tax year	Prior 3 years			(e) Total
		(a) 2011	(b) 2010	(c) 2009	(d) 2008	
b	85% of line 2a					
c	Qualifying distributions from Part XII, line 4 for each year listed.					
d	Amounts included in line 2c not used directly for active conduct of exempt activities.					
e	Qualifying distributions made directly for active conduct of exempt activities. Subtract line 2d from line 2c.					
3	Complete 3a, b, or c for the alternative test relied upon					
a	"Assets" alternative test—enter					
	(1) Value of all assets					
	(2) Value of assets qualifying under section 4942(j)(3)(B)(i)					
b	"Endowment" alternative test— enter 2/3 of minimum investment return shown in Part X, line 6 for each year listed.					
c	"Support" alternative test—enter					
	(1) Total support other than gross investment income (interest, dividends, rents, payments on securities loans (section 512(a)(5)), or royalties).					
	(2) Support from general public and 5 or more exempt organizations as provided in section 4942(j)(3)(B)(iii).					
	(3) Largest amount of support from an exempt organization					
	(4) Gross investment income					

Part XVSupplementary Information (Complete this part only if the organization had \$5,000 or more in assets at any time during the year—see page 27 of the instructions.)

1

Information Regarding Foundation Managers:

a

List any managers of the foundation who have contributed more than 2% of the total contributions received by the foundation before the close of any tax year (but only if they have contributed more than \$5,000) (See section 507(d)(2))

b

List any managers of the foundation who own 10% or more of the stock of a corporation (or an equally large portion of the ownership of a partnership or other entity) of which the foundation has a 10% or greater interest

2

Information Regarding Contribution, Grant, Gift, Loan, Scholarship, etc., Programs:

Check here ☒ if the foundation only makes contributions to preselected charitable organizations and does not accept unsolicited requests for funds. If the foundation makes gifts, grants, etc. (see page 28 of the instructions) to individuals or organizations under other conditions, complete items 2a, b, c, and d.

a

The name, address, and telephone number of the person to whom applications should be addressed

b

The form in which applications should be submitted and information and materials they should include

c

Any submission deadlines

d

Any restrictions or limitations on awards, such as by geographical areas, charitable fields, kinds of institutions, or other factors

Part XV

Supplementary Information (continued)

3 Grants and Contributions Paid During the Year or Approved for Future Payment

Recipient	If recipient is an individual, show any relationship to any foundation manager or substantial contributor	Foundation status of recipient	Purpose of grant or contribution	Amount
Name and address (home or business)				
a Paid during the year See Additional Data Table				
Total			3a	49,800
b Approved for future payment				
Total			3b	

Enter gross amounts unless otherwise indicated	Unrelated business income		Excluded by section 512, 513, or 514		(e) Related or exempt function income (See page 28 of the instructions)
	(a) Business code	(b) Amount	(c) Exclusion code	(d) Amount	
1 Program service revenue					
a _____					
b _____					
c _____					
d _____					
e _____					
f _____					
g Fees and contracts from government agencies					
2 Membership dues and assessments.					
3 Interest on savings and temporary cash investments			14	13	
4 Dividends and interest from securities.			14	10,050	
5 Net rental income or (loss) from real estate					
a Debt-financed property.					
b Not debt-financed property.					
6 Net rental income or (loss) from personal property					
7 Other investment income.					
8 Gain or (loss) from sales of assets other than inventory			14	1,914	280
9 Net income or (loss) from special events					
10 Gross profit or (loss) from sales of inventory. .					
11 Other revenue a _____					
b _____					
c _____					
d _____					
e _____					
12 Subtotal. Add columns (b), (d), and (e). .				11,977	280
13 Total. Add line 12, columns (b), (d), and (e).			13		12,257

[illegible]

Part XVII

1	Did the organization directly or indirectly engage in any of the following with any other organization described in section 501(c) of the Code (other than section 501(c)(3) organizations) or in section 527, relating to political organizations?		Yes	No
a	Transfers from the reporting foundation to a noncharitable exempt organization of			
	(1) Cash.	1a(1)		No
	(2) Other assets.	1a(2)		No
b	Other transactions			
	(1) Sales of assets to a noncharitable exempt organization.	1b(1)		No
	(2) Purchases of assets from a noncharitable exempt organization.	1b(2)		No
	(3) Rental of facilities, equipment, or other assets.	1b(3)		No
	(4) Reimbursement arrangements.	1b(4)		No
	(5) Loans or loan guarantees.	1b(5)		No
	(6) Performance of services or membership or fundraising solicitations.	1b(6)		No
c	Sharing of facilities, equipment, mailing lists, other assets, or paid employees.	1c		No

[illegible]

2a Is the foundation directly or indirectly affiliated with, or related to, one or more tax-exempt organizations described in section 501(c) of the Code (other than section 501(c)(3)) or in section 527? ☐ Yes ☒ No

b If "Yes," complete the following schedule		
(a) Name of organization	(b) Type of organization	(c) Description of relationship

Sign Here	Under penalties of perjury, I declare that I have examined this return, including accompanying schedules and statements, and to the best of my knowledge and belief, it is true, correct, and complete Declaration of preparer (other than taxpayer or fiduciary) is based on all information of which preparer has any knowledge				
	*****			2012-05-04	*****
	Signature of officer or trustee			Date	Title
	Paid Preparer's Use Only	Preparer's Signature DANIEL T GERETY CPA		Date 2012-05-08	Check if self-employed <input checked="" type="checkbox"/>
		Firm's name GERETY & ASSOCIATES CPAS 6817 S EASTERN AVE STE 101			Firm's EIN
Firm's address LAS VEGAS, NV 891194684			Phone no (702) 933-2213		

May the IRS discuss this return with the preparer shown above? See instructions ☐ Yes ☒ No

Additional Data

Software ID:
Software Version:
EIN: 68-0534295
Name: ERIN MACDONALD FOUNDATION
C/O GERETY & ASSOCIATES

Form 990PF - Special Condition Description:

Special Condition Description

Form 990PF Part IV - Capital Gains and Losses for Tax on Investment Income - Columns a - d

(a) List and describe the kind(s) of property sold (e g , real estate, 2-story brick warehouse, or common stock, 200 shs MLC Co)	(b) How acquired P—Purchase D—Donation	(c) Date acquired (mo , day, yr)	(d) Date sold (mo , day, yr)
SEE ATTACHED STMT D-1	P	2011-01-01	2011-06-30
SEE ATTACHED STMT D-1	P	2010-01-01	2011-12-31
SEE ATTACHED STMT D-1	P	2008-03-27	2011-01-04
WASH SALE	P		
ISHARES S&P	P	2011-01-01	2011-06-30
ISHARES S&P	P	2010-01-01	2011-12-31


Form 990PF Part IV - Capital Gains and Losses for Tax on Investment Income - Columns e - h

(e) Gross sales price	(f) Depreciation allowed (or allowable)	(g) Cost or other basis plus expense of sale	(h) Gain or (loss) (e) plus (f) minus (g)
20,617		23,399	-2,782
116,576		114,354	2,222
546		1,113	-567
567			567
51			51
789			789

Form 990PF Part IV - Capital Gains and Losses for Tax on Investment Income - Columns i - l

Complete only for assets showing gain in column (h) and owned by the foundation on 12/31/69			(l) Gains (Col (h) gain minus col (k), but not less than -0-) or Losses (from col (h))
(i) F M V as of 12/31/69	(j) Adjusted basis as of 12/31/69	(k) Excess of col (i) over col (j), if any	
			-2,782
			2,222
			-567
			567
			51
			789

Form 990PF Part XV Line 3 - Grants and Contributions Paid During the Year or Approved for Future Payment

Recipient	If recipient is an individual, show any relationship to any foundation manager or substantial contributor	Foundation status of recipient	Purpose of grant or contribution	Amount
Name and address (home or business)				
a Paid during the year				
HOUSE EAR INSTITUTE2100 W THIRD STREET LOS ANGELES,CA 90057	NONE	PUBLIC CHARI	GENERAL SUPPORT	15,000
DONALD N PAROIDI MEMORIAL 39350 GALLAUDET DRIVE FREMONT,CA 94538	NONE	PUBLIC CHARI	GENERAL SUPPORT	15,000
IHP - UNITED STATES7220 S PARADISE RD LAS VEGAS,NV 89134	NONE	PUBLIC CHARI	GENERAL SUPPORT	2,000
CA SCHOOL FOR DEAF39350 GALLAUDET DRIVE FREMONT,CA 94538	NONE	PUBLIC CHARI	GENERAL SUPPORT	2,800
VOLUNTEERS IN MEDICINE IN S NVPO BOX 60250 BOULDER CITY,NV 89006	NONE	PUBLIC CHARI	GENERAL SUPPORT	15,000
Total  3a				49,800

TY 2011 Accounting Fees Schedule**Name:** ERIN MACDONALD FOUNDATION

C/O GERETY & ASSOCIATES

EIN: 68-0534295

Category	Amount	Net Investment Income	Adjusted Net Income	Disbursements for Charitable Purposes
ACCOUNTING FEES	1,524	1,524		

TY 2011 Compensation Explanation

Name: ERIN MACDONALD FOUNDATION

C/O GERETY & ASSOCIATES

EIN: 68-0534295

Person Name	Explanation
ERIN MACDONALDCO GERETY ASSOC	
LES COMBS CO GERETY ASSOC	
SUE HAYS CO GERETY ASSOC	

**TY 2011 Investments Corporate
Stock Schedule**

Name: ERIN MACDONALD FOUNDATION
C/O GERETY & ASSOCIATES
EIN: 68-0534295

Name of Stock	End of Year Book Value	End of Year Fair Market Value
INVESTMENTS	398,593	384,018

TY 2011 Investments - Other Schedule

Name: ERIN MACDONALD FOUNDATION
C/O GERETY & ASSOCIATES
EIN: 68-0534295

Category / Item	Listed at Cost or FMV	Book Value	End of Year Fair Market Value
ISHARES S&P GSCI COMMODITY-INDEXED T	AT COST		

TY 2011 Other Assets Schedule

Name: ERIN MACDONALD FOUNDATION

C/O GERETY & ASSOCIATES

EIN: 68-0534295

Description	Beginning of Year - Book Value	End of Year - Book Value	End of Year - Fair Market Value
ESTIMATED TAX PAYMENTS	82	22	22

TY 2011 Other Expenses Schedule

Name: ERIN MACDONALD FOUNDATION

C/O GERETY & ASSOCIATES

EIN: 68-0534295

Description	Revenue and Expenses per Books	Net Investment Income	Adjusted Net Income	Disbursements for Charitable Purposes
EXPENSES				
PORTFOLIO DEDUCTIONS	17	17		
BANK FEES	180	180		

TY 2011 Other Professional Fees Schedule**Name:** ERIN MACDONALD FOUNDATION

C/O GERETY & ASSOCIATES

EIN: 68-0534295

Category	Amount	Net Investment Income	Adjusted Net Income	Disbursements for Charitable Purposes
ADVISORY FEES	3,927	3,927		
REGISTERED AGENT FEES	60	60		

TY 2011 Substantial Contributors Schedule

Name: ERIN MACDONALD FOUNDATION

C/O GERETY & ASSOCIATES

EIN: 68-0534295

Name	Address
MACDONALD ERIN E	9521 TOURNAMENT CANYON DRIVE LAS VEGAS, NV 89144

TY 2011 Taxes Schedule

Name: ERIN MACDONALD FOUNDATION
C/O GERETY & ASSOCIATES
EIN: 68-0534295

Category	Amount	Net Investment Income	Adjusted Net Income	Disbursements for Charitable Purposes
FOREIGN TAXES	293	293		

Short term gains and losses

This category includes sales of assets held 12 months or less

Description	Cusip	Number of shares	Date of acquisition	Sale date	Sales price or pass through gain	Cost, other basis or pass through loss	Net gain or loss
PUBLIC SERVICE ENTERPRISE GROUP INC (744573106	10	01/05/10	01/04/11	\$314 25	\$336 30	\$-22 05
COMERICA INC COM	200340107	2	09/09/10	01/04/11	\$86 10	\$73 67	\$12 43
ALLSCRIPTS HEALTHCARE SOLU USD 0 01	01988P108	10	08/17/10	01/04/11	\$196 14	\$172 80	\$23 34
QUALCOMM INC	747525103	10	01/06/10	01/04/11	\$505 75	\$480 57	\$25 18
INTERNATIONAL BUSINESS MACHINES COR	459200101	4	08/11/10	01/04/11	\$588 43	\$520 37	\$68 06
COMERICA INC COM	200340107	8	09/09/10	01/04/11	\$344 38	\$299 48	\$44 90
BANK AMER CORP	060505104	40	05/06/10	01/04/11	\$568 47	\$649 26	\$-80 79
CAPITAL ONE FINL CORP COM	14040H105	10	01/19/10	01/04/11	\$438 67	\$427 42	\$11 25
APPLE COMPUTER INC COM	037833100	2	04/23/10	01/04/11	\$663 59	\$541 23	\$122 36
ORACLE CORPORATION	68389X105	20	09/30/10	01/04/11	\$631 04	\$541 11	\$89 93
MICROSOFT CORP COM	594918104	30	01/21/10	01/04/11	\$838 55	\$905 38	\$-66 83
NEWELL RUBBERMAID INC	651229106	10	09/20/10	01/04/11	\$181 43	\$175 44	\$5 99
AMYLIN PHARMACEUTICALS INC	032346108	10	06/21/10	01/04/11	\$147 55	\$196 85	\$-49 30
MOTOROLA INC	620076307	0 86	08/12/10	02/07/11	\$33 13	\$27 87	\$5 26
MOTOROLA MOBILITY HOLDINGS-W	620097105	0 25	08/12/10	02/14/11	\$7 32	\$6 81	\$0 51
AMYLIN PHARMACEUTICALS INC	032346108	10	06/18/10	03/03/11	\$114 05	\$191 86	\$-77 81
AMYLIN PHARMACEUTICALS INC	032346108	20	06/18/10	03/03/11	\$228 10	\$390 34	\$-162 24

Short term gains and losses

This category includes sales of assets held 12 months or less

Description	Cusip	Number of shares	Date of acquisition	Sale date	Sales price or pass through gain	Cost, other basis or pass through loss	Net gain or loss
AMYLIN PHARMACEUTICALS INC	032346108	6	06/21/10	03/03/11	\$68 43	\$116 96	\$-48 53
AMYLIN PHARMACEUTICALS INC	032346108	4	06/21/10	03/03/11	\$45 62	\$77 88	\$-32 26
AMYLIN PHARMACEUTICALS INC	032346108	10	05/06/10	03/03/11	\$114 05	\$183 85	\$-69 80
AMYLIN PHARMACEUTICALS INC	032346108	11	05/06/10	03/03/11	\$125 08	\$202 23	\$-77 15
AMYLIN PHARMACEUTICALS INC	032346108	15	05/06/10	03/04/11	\$166 43	\$275 78	\$-109 35
AMYLIN PHARMACEUTICALS INC	032346108	3	05/06/10	03/04/11	\$33 62	\$55 15	\$-21 53
AMYLIN PHARMACEUTICALS INC	032346108	6	05/06/10	03/07/11	\$66 49	\$110 31	\$-43 82
AMYLIN PHARMACEUTICALS INC	032346108	5	05/06/10	03/07/11	\$55 30	\$91 92	\$-36 62
PUBLIC SERVICE ENTERPRISE GROUP INC (744573106	13	05/20/10	04/05/11	\$401 61	\$400 71	\$0 90
PUBLIC SERVICE ENTERPRISE GROUP INC (744573106	23	05/20/10	04/05/11	\$709 82	\$708 95	\$0 87
PUBLIC SERVICE ENTERPRISE GROUP INC (744573106	14	05/20/10	04/06/11	\$435 11	\$431 54	\$3 57
MOTOROLA INC	620076307	3	08/12/10	04/26/11	\$130 47	\$97 57	\$32 90
MOTOROLA MOBILITY HOLDINGS-W	620097105	3	08/12/10	04/26/11	\$70 01	\$81 74	\$-11 73
MOTOROLA INC	620076307	1 43	08/12/10	04/27/11	\$61 80	\$45 67	\$16 13
MOTOROLA INC	620076307	1 43	08/12/10	04/27/11	\$61 80	\$44 94	\$16 86
MOTOROLA INC	620076307	1 43	08/12/10	04/27/11	\$61 80	\$45 17	\$16 63
MOTOROLA INC	620076307	1 43	08/12/10	04/27/11	\$61 80	\$45 99	\$15 81
MOTOROLA INC	620076307	3 28	08/12/10	04/27/11	\$142 03	\$106 81	\$35 22
MOTOROLA MOBILITY HOLDINGS-W	620097105	1 25	08/12/10	04/27/11	\$28 92	\$33 49	\$-4 57
MOTOROLA MOBILITY HOLDINGS-W	620097105	1 25	08/12/10	04/27/11	\$28 92	\$32 95	\$-4 03
MOTOROLA MOBILITY HOLDINGS-W	620097105	1 25	08/12/10	04/27/11	\$28 92	\$33 13	\$-4 21
MOTOROLA MOBILITY HOLDINGS-W	620097105	1 25	08/12/10	04/27/11	\$28 92	\$33 72	\$-4 80
MOTOROLA MOBILITY HOLDINGS-W	620097105	2	08/12/10	04/27/11	\$46 27	\$54 49	\$-8 22
MOTOROLA MOBILITY HOLDINGS-W	620097105	1	08/12/10	04/27/11	\$22 87	\$27 25	\$-4 38
NEWELL RUBBERMAID INC	651229106	10	01/27/11	08/10/11	\$116 33	\$193 69	\$-77 36
NEWELL RUBBERMAID INC	651229106	30	01/27/11	08/10/11	\$348 99	\$575 61	\$-226 62

Short term gains and losses

This category includes sales of assets held 12 months or less

Description	Cusip	Number of shares	Date of acquisition	Sale date	Sales price or pass through gain	Cost, other basis or pass through loss	Net gain or loss
NEWELL RUBBERMAID INC	651229106	20	09/20/10	08/10/11	\$232 66	\$350 89	\$-118 23
BANK AMER CORP	060505104	20	09/13/10	08/12/11	\$146 86	\$279 24	\$-132 38
SCHWAB CHARLES CORP NEW	808513105	30	01/05/11	08/12/11	\$360 21	\$537 95	\$-177 74
AUTODESK INC COM	052769106	2	07/21/11	08/19/11	\$48 90	\$72 56	\$-23 66
AUTODESK INC COM	052769106	8	07/21/11	09/09/11	\$204 57	\$290 24	\$-85 67
AUTODESK INC COM	052769106	1	07/21/11	09/09/11	\$25 35	\$36 28	\$-10 93
AUTODESK INC COM	052769106	13	07/20/11	09/09/11	\$329 61	\$465 86	\$-136 25
AUTODESK INC COM	052769106	6	07/21/11	09/09/11	\$153 80	\$217 68	\$-63 88
BMC SOFTWARE INC	055921100	9	03/03/11	10/11/11	\$323 90	\$450 97	\$-127 07
BMC SOFTWARE INC	055921100	4	02/10/11	10/11/11	\$143 96	\$197 67	\$-53 71
BMC SOFTWARE INC	055921100	10	02/11/11	10/11/11	\$359 89	\$497 99	\$-138 10
BMC SOFTWARE INC	055921100	10	02/11/11	10/11/11	\$359 89	\$496 81	\$-136 92
BMC SOFTWARE INC	055921100	1	03/03/11	10/11/11	\$36 04	\$50 11	\$-14 07
BMC SOFTWARE INC	055921100	6	02/10/11	10/12/11	\$216 70	\$296 51	\$-79 81
PHILIP MORRIS INTERNATIONAL	718172109	10	10/31/11	12/06/11	\$754 80	\$710 98	\$43 82
NETAPP INC	64110D104	10	10/18/11	12/06/11	\$376 15	\$395 55	\$-19 40
LINCOLN NATIONAL CORP	534187109	20	08/12/11	12/06/11	\$408 07	\$450 05	\$-41 98
UNILEVER PLC AMER SHS ADR NEW	904767704	10	05/16/11	12/06/11	\$331 62	\$321 22	\$10 40
COVIDIEN PLC	G2554F113	10	01/04/11	12/06/11	\$454 37	\$475 83	\$-21 46
UNILEVER PLC AMER SHS ADR NEW	904767704	10	05/13/11	12/06/11	\$331 62	\$322 53	\$9 09
WELLS FARGO & CO NEW	949746101	10	03/03/11	12/06/11	\$265 27	\$323 84	\$-58 57
AMAZON COM INC	023135106	1	05/02/11	12/06/11	\$197 78	\$201 02	\$-3 24
FORD MOTOR CO DEL	345370860	24	01/06/11	12/06/11	\$263 61	\$437 50	\$-173 89
FORD MOTOR CO DEL	345370860	6	01/06/11	12/06/11	\$65 90	\$109 36	\$-43 46
BAXTER INTL INC COM	071813109	10	11/02/11	12/06/11	\$518 28	\$545 73	\$-27 45
OMNICOM GROUP INC COM	681919106	10	01/06/11	12/06/11	\$446 19	\$473 70	\$-27 51

Short term gains and losses

This category includes sales of assets held 12 months or less

Description	Cusip	Number of shares	Date of acquisition	Sale date	Sales price or pass through gain	Cost, other basis or pass through loss	Net gain or loss
PPL CORP	69351T106	10	04/04/11	12/06/11	\$298 35	\$258 63	\$39 72
EMC CORP(MASS) USD 0 01	268648102	20	05/02/11	12/06/11	\$472 83	\$567 85	\$-95 02
LORILLARD INC	544147101	2	08/22/11	12/06/11	\$222 87	\$217 71	\$5 16
ENSCO INTERNATIONAL PLC	29358Q109	10	03/24/11	12/06/11	\$517 81	\$576 15	\$-58 34
INTERCONTINENTALEXCHANGE INC	45865V100	2	10/18/11	12/06/11	\$245 99	\$248 60	\$-2 61
AMERIPRISE FINL INC	03076C106	10	01/05/11	12/06/11	\$468 85	\$598 22	\$-129 37
CBS CORP NEW	124857202	10	05/05/11	12/06/11	\$257 62	\$268 39	\$-10 77
CITIGROUP INC	172967424	5	01/31/11	12/06/11	\$147 26	\$242 07	\$-94 81
CITIGROUP INC	172967424	1	01/31/11	12/06/11	\$29 45	\$48 59	\$-19 14
CITIGROUP INC	172967424	1	01/31/11	12/06/11	\$29 45	\$48 60	\$-19 15
CITIGROUP INC	172967424	3	01/31/11	12/06/11	\$88 35	\$145 39	\$-57 04
NEXTERA ENERGY INC	65339F101	8	04/06/11	12/06/11	\$453 42	\$451 99	\$1 43
NEXTERA ENERGY INC	65339F101	12	04/05/11	12/06/11	\$680 12	\$674 58	\$5 54
Total short term gain/loss:					\$20,616 73	\$23,399 10	\$-2,782 37

Long term gains and losses

This category includes sales of assets held more than 12 months

Description	Cusip	Number of shares	Date of acquisition	Sale date	Sales price or pass through gain	Cost, other basis or pass through loss	Net gain or loss
HOSPIRA INC	441060100	10	03/27/08	01/03/11	\$551 09	\$427 51	\$123 58
HALLIBURTON COMPANY COM	406216101	10	03/27/08	01/04/11	\$409 11	\$395 10	\$14 01
CUMMINS ENGINE INC	231021106	3	05/01/09	01/04/11	\$335 29	\$102 40	\$232 89
HONEYWELL INTL INC	438516106	10	03/27/08	01/04/11	\$539 22	\$556 86	\$-17 64
VALE SA-SP ADR	91912E105	20	03/27/08	01/04/11	\$710 49	\$701 60	\$8 89
MERCK & CO INC	58933Y105	10	03/27/08	01/04/11	\$358 52	\$193 90	\$164 62
MEDTRONIC INC	585055106	10	03/27/08	01/04/11	\$370 79	\$481 98	\$-111 19

Long term gains and losses

This category includes sales of assets held more than 12 months

Description	Cusip	Number of shares	Date of acquisition	Sale date	Sales price or pass through gain	Cost, other basis or pass through loss	Net gain or loss
WELLS FARGO & CO NEW	949746101	20	03/27/08	01/04/11	\$636 66	\$614 16	\$22 50
J P MORGAN CHASE & CO	46625H100	20	03/27/08	01/04/11	\$871 83	\$874 36	\$-2 53
MORGAN STANLEY DEAN WITTER & CO	617446448	10	05/21/09	01/04/11	\$282 62	\$281 26	\$1 36
MORGAN STANLEY DEAN WITTER & CO	617446448	10	05/21/09	01/04/11	\$282 62	\$281 51	\$1 11
PEPSICO INC	713448108	10	03/27/08	01/04/11	\$657 34	\$713 89	\$-56 55
PROCTER & GAMBLE CO COM	742718109	10	03/27/08	01/04/11	\$644 84	\$697 60	\$-52 76
SCHWAB CHARLES CORP NEW	808513105	10	11/20/08	01/04/11	\$172 94	\$152 21	\$20 73
THERMO ELECTRON CORP	883556102	10	03/27/08	01/04/11	\$562 59	\$559 03	\$3 56
GOOGLE INC	38259P508	1	08/21/09	01/04/11	\$604 98	\$464 28	\$140 70
HESS CORP	42809H107	10	03/27/08	01/04/11	\$778 71	\$913 06	\$-134 35
PHILIP MORRIS INTERNATIONAL	718172109	10	03/27/08	01/04/11	\$582 91	\$514 53	\$68 38
TIME WARNER INC	887317303	10	12/04/08	01/04/11	\$323 74	\$199 35	\$124 39
HOSPIRA INC	441060100	1	03/27/08	01/04/11	\$55 50	\$42 75	\$12 75
HOSPIRA INC	441060100	8	03/27/08	01/04/11	\$442 06	\$342 01	\$100 05
AT&T INC	00206R102	30	03/27/08	01/04/11	\$890 44	\$1,142 34	\$-251 90
NEWS CORP	65248E203	30	03/27/08	01/04/11	\$492 12	\$575 37	\$-83 25
TARGET CORP	87612E106	10	06/10/09	01/04/11	\$603 11	\$405 85	\$197 26
DANAHER CORP COMMON	235851102	10	03/27/08	01/04/11	\$469 17	\$385 31	\$83 86
TEXTRON INCORPORATED COMMON	883203101	20	03/27/08	01/04/11	\$479 66	\$1,099 61	\$-619 95
CONOCOPHILLIPS	20825C104	10	03/27/08	01/04/11	\$685 01	\$770 44	\$-85 43
CHUBB CORPORATION COM	171232101	10	03/27/08	01/04/11	\$601 84	\$497 77	\$104 07
CIGNA CORP COM	125509109	10	06/19/09	01/04/11	\$374 73	\$249 56	\$125 17
HOME DEPOT INC USD 0 05	437076102	10	11/20/08	01/04/11	\$354 75	\$191 98	\$162 77
APPLE COMPUTER INC COM	037833100	2	07/08/08	01/04/11	\$663 59	\$353 92	\$309 67
PFIZER INC COM	717081103	50	03/27/08	01/04/11	\$883 36	\$1,040 44	\$-157 08

Long term gains and losses

This category includes sales of assets held more than 12 months

Description	Cusip	Number of shares	Date of acquisition	Sale date	Sales price or pass through gain	Cost, other basis or pass through loss	Net gain or loss
EMC CORP(MASS) USD 0 01	268648102	10	07/16/09	01/04/11	\$231 82	\$137 50	\$94 32
SEMPRA ENERGY	816851109	1	03/27/08	01/04/11	\$52 17	\$53 68	\$-1 51
E I DU PONT DE NEMOURS & CO COMM	263534109	10	04/14/09	01/04/11	\$502 04	\$268 08	\$233 96
CISCO SYS INC	17275R102	10	07/18/08	01/04/11	\$204 93	\$216 47	\$-11 54
LIMITED INC	532716107	10	10/06/09	01/04/11	\$304 01	\$180 81	\$123 20
APACHE CORPORATION COM	037411105	2	03/27/08	01/04/11	\$242 80	\$243 01	\$-0 21
AUTOLIV INC COM	052800109	10	05/29/09	01/04/11	\$820 51	\$274 61	\$545 90
EXXON MOBIL CORP	30231G102	10	03/27/08	01/04/11	\$748 22	\$870 50	\$-122 28
ALLIANCE DATA SYS CORP	018581108	10	07/23/08	01/04/11	\$726 81	\$630 87	\$95 94
HOSPIRA INC	441060100	8	03/27/08	01/05/11	\$437 37	\$342 01	\$95 36
FRANKLIN RES INC COM	354613101	5	01/21/09	01/05/11	\$552 16	\$255 60	\$296 56
HOSPIRA INC	441060100	1	03/27/08	01/05/11	\$54 80	\$42 75	\$12 05
FRANKLIN RES INC COM	354613101	2	01/21/09	01/05/11	\$220 88	\$102 24	\$118 64
TARGET CORP	87612E106	20	06/25/09	01/06/11	\$1,096 77	\$805 95	\$290 82
LIMITED INC	532716107	10	10/06/09	01/06/11	\$289 58	\$180 58	\$109 00
LIMITED INC	532716107	20	10/06/09	01/06/11	\$581 43	\$361 15	\$220 28
HOSPIRA INC	441060100	1	03/27/08	01/06/11	\$54 71	\$42 75	\$11 96
HOSPIRA INC	441060100	9	03/27/08	01/06/11	\$492 31	\$384 77	\$107 54
FRANKLIN RES INC COM	354613101	3	01/21/09	01/06/11	\$329 88	\$153 35	\$176 53
HOSPIRA INC	441060100	2	03/27/08	01/07/11	\$109 90	\$85 50	\$24 40
TARGET CORP	87612E106	10	06/25/09	01/27/11	\$548 98	\$402 98	\$146 00
TARGET CORP	87612E106	10	06/25/09	01/27/11	\$549 52	\$402 98	\$146 54
RAYTHEON CO	755111507	10	10/07/08	01/28/11	\$495 38	\$519 98	\$-24 60
RAYTHEON CO	755111507	10	10/07/08	01/28/11	\$495 28	\$519 98	\$-24 70
TARGET CORP	87612E106	10	06/25/09	01/31/11	\$544 94	\$402 97	\$141 97

Long term gains and losses

This category includes sales of assets held more than 12 months

Description	Cusip	Number of shares	Date of acquisition	Sale date	Sales price or pass through gain	Cost, other basis or pass through loss	Net gain or loss
AUTOLIV INC COM	052800109	10	05/29/09	01/31/11	\$772 40	\$274 61	\$497 79
CISCO SYS INC	17275R102	44	07/18/08	02/10/11	\$835 64	\$952 48	\$-116 84
CISCO SYS INC	17275R102	3	07/18/08	02/10/11	\$57 18	\$64 94	\$-7 76
CISCO SYS INC	17275R102	10	07/18/08	02/10/11	\$191 00	\$216 48	\$-25 48
CISCO SYS INC	17275R102	2	07/18/08	02/10/11	\$38 24	\$43 30	\$-5 06
CISCO SYS INC	17275R102	13	07/18/08	02/10/11	\$248 34	\$281 41	\$-33 07
CISCO SYS INC	17275R102	7	07/18/08	02/10/11	\$133 77	\$151 53	\$-17 76
CISCO SYS INC	17275R102	1	07/18/08	02/10/11	\$19 10	\$21 65	\$-2 55
MICROSOFT CORP COM	594918104	20	01/21/10	03/02/11	\$521 08	\$603 58	\$-82 50
MICROSOFT CORP COM	594918104	1	03/27/08	03/02/11	\$26 05	\$28 31	\$-2 26
MICROSOFT CORP COM	594918104	29	03/27/08	03/02/11	\$758 77	\$820 97	\$-62 20
MEDTRONIC INC	585055106	30	03/27/08	03/22/11	\$1,129 33	\$1,445 92	\$-316 59
HESS CORP	42809H107	10	03/27/08	03/23/11	\$805 53	\$913 07	\$-107 54
EXXON MOBIL CORP	30231G102	20	03/27/08	03/23/11	\$1,648 66	\$1,741 00	\$-92 34
PUBLIC SERVICE ENTERPRISE GROUP INC (744573106		7	01/05/10	04/04/11	\$216 45	\$235 41	\$-18 96
PUBLIC SERVICE ENTERPRISE GROUP INC (744573106		10	01/04/10	04/04/11	\$308 29	\$335 19	\$-26 90
PUBLIC SERVICE ENTERPRISE GROUP INC (744573106		13	01/05/10	04/04/11	\$400 77	\$437 20	\$-36 43
PUBLIC SERVICE ENTERPRISE GROUP INC (744573106		10	01/05/10	04/04/11	\$308 29	\$335 60	\$-27 31
PUBLIC SERVICE ENTERPRISE GROUP INC (744573106		7	01/04/10	04/04/11	\$216 11	\$234 42	\$-18 31
PUBLIC SERVICE ENTERPRISE GROUP INC (744573106		3	01/04/10	04/05/11	\$92 59	\$100 46	\$-7 87
GOOGLE INC	38259P508	1	08/21/09	05/02/11	\$539 53	\$464 28	\$75 25
MICROSOFT CORP COM	594918104	70	03/27/08	05/02/11	\$1,787 60	\$1,981 64	\$-194 04
ISHARES GSCI COMMODITY-INDEXED	46428R107	150	01/27/10	05/03/11	\$5,770 89	\$4,441 49	\$1,329 40
HOME DEPOT INC USD 0 05	437076102	40	11/20/08	05/05/11	\$1,485 80	\$767 92	\$717 88
PFIZER INC COM	717081103	30	03/27/08	05/09/11	\$616 58	\$624 26	\$-7 68

Long term gains and losses

This category includes sales of assets held more than 12 months

Description	Cusip	Number of shares	Date of acquisition	Sale date	Sales price or pass through gain	Cost, other basis or pass through loss	Net gain or loss
CVS CORP	126650100	13	03/27/08	05/09/11	\$486 96	\$537 78	\$-50 82
PFIZER INC COM	717081103	20	03/27/08	05/10/11	\$413 89	\$416 18	\$-2 29
CVS CORP	126650100	7	03/27/08	05/10/11	\$260 94	\$289 58	\$-28 64
PHILIP MORRIS INTERNATIONAL	718172109	20	03/27/08	05/13/11	\$1,368 72	\$1,029 06	\$339 66
LIMITED INC	532716107	10	10/06/09	05/13/11	\$418 30	\$180 58	\$237 72
LIMITED INC	532716107	10	10/06/09	05/16/11	\$415 96	\$180 58	\$235 38
HUMAN GENOME SCIENCES INC COM	444903108	20	02/12/10	07/20/11	\$463 97	\$580 12	\$-116 15
HUMAN GENOME SCIENCES INC COM	444903108	4	12/03/09	07/21/11	\$92 93	\$113 38	\$-20 45
HUMAN GENOME SCIENCES INC COM	444903108	10	12/03/09	07/21/11	\$232 34	\$288 57	\$-56 23
HUMAN GENOME SCIENCES INC COM	444903108	3	12/02/09	07/22/11	\$65 93	\$80 25	\$-14 32
HUMAN GENOME SCIENCES INC COM	444903108	15	12/03/09	07/22/11	\$329 63	\$425 16	\$-95 53
HUMAN GENOME SCIENCES INC COM	444903108	7	12/02/09	07/22/11	\$153 98	\$187 25	\$-33 27
HUMAN GENOME SCIENCES INC COM	444903108	1	12/03/09	07/22/11	\$23 06	\$28 34	\$-5 28
MORGAN STANLEY DEAN WITTER & CO	617446448	20	05/07/09	08/12/11	\$360 31	\$538 75	\$-178 44
MORGAN STANLEY DEAN WITTER & CO	617446448	20	05/07/09	08/12/11	\$360 31	\$536 19	\$-175 88
SCHWAB CHARLES CORP NEW	808513105	50	11/20/08	08/12/11	\$600 35	\$761 07	\$-160 72
BANK AMER CORP	060505104	10	06/15/09	08/12/11	\$73 43	\$134 99	\$-61 56
BANK AMER CORP	060505104	10	05/06/10	08/12/11	\$73 43	\$162 31	\$-88 88
BANK AMER CORP	060505104	10	06/15/09	08/12/11	\$73 43	\$135 36	\$-61 93
BANK AMER CORP	060505104	80	05/07/09	08/12/11	\$587 42	\$1,083 65	\$-496 23
MORGAN STANLEY DEAN WITTER & CO	617446448	6	05/08/09	08/12/11	\$108 09	\$157 87	\$-49 78
MORGAN STANLEY DEAN WITTER & CO	617446448	3	05/08/09	08/12/11	\$54 05	\$75 11	\$-21 06
MORGAN STANLEY DEAN WITTER & CO	617446448	1	05/08/09	08/12/11	\$18 02	\$25 25	\$-7 23
OCCIDENTAL PETROLEUM CORPORATION C	674599105	20	06/11/10	08/17/11	\$1,755 61	\$1,688 88	\$66 73
NEWS CORP	65248E203	27	03/27/08	08/22/11	\$424 26	\$517 83	\$-93 57

Long term gains and losses

This category includes sales of assets held more than 12 months

Description	Cusip	Number of shares	Date of acquisition	Sale date	Sales price or pass through gain	Cost, other basis or pass through loss	Net gain or loss
CUMMINS ENGINE INC	231021106	10	05/01/09	08/22/11	\$812 30	\$341 32	\$470 98
TIME WARNER INC	887317303	14	12/04/08	08/22/11	\$389 60	\$279 08	\$110 52
BNY MELLON INTERMEDIATE BOND FD CL M 05569M814	05569M814	381 39	03/26/08	08/23/11	\$5,000 00	\$4,832 19	\$167 81
TIME WARNER INC	887317303	16	12/04/08	08/23/11	\$447 72	\$318 95	\$128 77
NEWS CORP	65248E203	23	03/27/08	08/23/11	\$367 83	\$441 12	\$-73 29
GOOGLE INC	38259P508	4	08/21/09	10/11/11	\$2,172 99	\$1,857 11	\$315 88
INTERNATIONAL BUSINESS MACHINES CORI 459200101	459200101	5	08/11/10	10/18/11	\$891 24	\$650 46	\$240 78
INTERNATIONAL BUSINESS MACHINES CORI 459200101	459200101	2	03/27/08	10/18/11	\$356 50	\$231 78	\$124 72
HALLIBURTON COMPANY COM	406216101	40	03/27/08	10/18/11	\$1,380 60	\$1,580 40	\$-199 80
CAPITAL ONE FINL CORP COM	14040H105	10	01/19/10	10/18/11	\$411 03	\$427 42	\$-16 39
CAPITAL ONE FINL CORP COM	14040H105	10	01/19/10	10/18/11	\$411 03	\$422 99	\$-11 96
CAPITAL ONE FINL CORP COM	14040H105	10	07/07/10	10/19/11	\$401 55	\$409 39	\$-7 84
CAPITAL ONE FINL CORP COM	14040H105	10	09/30/10	10/19/11	\$401 55	\$395 90	\$5 65
INTERNATIONAL BUSINESS MACHINES CORI 459200101	459200101	5	03/27/08	10/31/11	\$928 76	\$579 45	\$349 31
TEXTRON INCORPORATED COMMON	883203101	30	03/27/08	11/02/11	\$549 27	\$1,649 41	\$-1,100 14
TEXTRON INCORPORATED COMMON	883203101	40	09/04/09	11/02/11	\$732 35	\$680 20	\$52 15
NORDSTROM INC	655664100	10	08/09/10	11/02/11	\$505 89	\$349 82	\$156 07
NORDSTROM INC	655664100	4	07/07/10	11/02/11	\$202 36	\$132 69	\$69 67
NORDSTROM INC	655664100	1	07/07/10	11/02/11	\$50 83	\$33 17	\$17 66
NORDSTROM INC	655664100	14	07/07/10	11/03/11	\$695 23	\$464 42	\$230 81
NORDSTROM INC	655664100	1	07/07/10	11/03/11	\$49 93	\$33 17	\$16 76
BNY MELLON MID CAP STK FD CL M	05569M509	426 62	03/26/08	11/08/11	\$5,000 00	\$4,761 09	\$238 91
CONOCOPHILLIPS	20825C104	10	03/27/08	11/11/11	\$721 09	\$770 45	\$-49 36
NEWELL RUBBERMAID INC	651229106	10	09/20/10	11/18/11	\$151 69	\$175 44	\$-23 75
NEWELL RUBBERMAID INC	651229106	13	09/20/10	11/21/11	\$191 46	\$228 08	\$-36 62

Long term gains and losses

This category includes sales of assets held more than 12 months

Description	Cusip	Number of shares	Date of acquisition	Sale date	Sales price or pass through gain	Cost, other basis or pass through loss	Net gain or loss
NEWELL RUBBERMAID INC	651229106	3	09/20/10	11/21/11	\$44 29	\$52 63	\$-8 34
NEWELL RUBBERMAID INC	651229106	17	09/20/10	11/22/11	\$249 73	\$298 25	\$-48 52
NEWELL RUBBERMAID INC	651229106	1	09/20/10	11/23/11	\$14 38	\$17 08	\$-2 70
NEWELL RUBBERMAID INC	651229106	16	09/20/10	11/23/11	\$230 01	\$280 71	\$-50 70
COMERICA INC COM	200340107	7	09/09/10	12/02/11	\$178 22	\$257 86	\$-79 64
COMERICA INC COM	200340107	2	09/09/10	12/02/11	\$50 92	\$73 62	\$-22 70
COMERICA INC COM	200340107	5	09/08/10	12/02/11	\$127 30	\$183 28	\$-55 98
COMERICA INC COM	200340107	7	09/07/10	12/05/11	\$180 97	\$253 15	\$-72 18
COMERICA INC COM	200340107	2	09/07/10	12/05/11	\$51 71	\$72 45	\$-20 74
COMERICA INC COM	200340107	1	09/07/10	12/05/11	\$25 85	\$36 13	\$-10 28
COMERICA INC COM	200340107	3	09/08/10	12/05/11	\$77 56	\$109 81	\$-32 25
COMERICA INC COM	200340107	13	09/08/10	12/05/11	\$336 09	\$476 52	\$-140 43
INFORMATICA CORP	45666Q102	1	08/13/10	12/06/11	\$47 24	\$30 56	\$16 68
ALLSCRIPTS HEALTHCARE SOLU USD 0 01	01988P108	10	08/17/10	12/06/11	\$193 85	\$172 80	\$21 05
INTERNATIONAL BUSINESS MACHINES CORP	459200101	2	03/27/08	12/06/11	\$381 73	\$231 78	\$149 95
AT&T INC	00206R102	20	03/27/08	12/06/11	\$582 50	\$761 56	\$-179 06
THERMO ELECTRON CORP	883556102	10	03/27/08	12/06/11	\$467 58	\$559 04	\$-91 46
J P MORGAN CHASE & CO	46625H100	20	03/27/08	12/06/11	\$660 48	\$874 36	\$-213 88
NEWS CORP	65248E203	30	03/27/08	12/06/11	\$545 24	\$575 37	\$-30 13
OCCIDENTAL PETROLEUM CORPORATION C	674599105	1	06/11/10	12/06/11	\$98 11	\$83 57	\$14 54
OCCIDENTAL PETROLEUM CORPORATION C	674599105	9	06/11/10	12/06/11	\$882 99	\$760 00	\$122 99
PRAXAIR INC	74005P104	7	03/27/08	12/06/11	\$715 20	\$597 20	\$118 00
PEPSICO INC	713448108	10	03/27/08	12/06/11	\$643 98	\$713 90	\$-69 92
VALE SA-SP ADR	91912E105	10	03/27/08	12/06/11	\$238 72	\$350 80	\$-112 08
MERCK & CO INC	58933Y105	10	03/27/08	12/06/11	\$354 02	\$193 90	\$160 12

Long term gains and losses

This category includes sales of assets held more than 12 months

Description	Cusip	Number of shares	Date of acquisition	Sale date	Sales price or pass through gain	Cost, other basis or pass through loss	Net gain or loss
HESS CORP	42809H107	10	03/27/08	12/06/11	\$606 04	\$913 06	\$-307 02
TYCO INTERNATIONAL LTD	H89128104	10	03/27/08	12/06/11	\$472 67	\$446 58	\$26 09
BNY MELLON INTERMEDIATE BOND FD CL M	05569M814	307 69	03/26/08	12/06/11	\$4,000 00	\$3,898 46	\$101 54
BNY MELLON EMERGING MKTS FD CL M SHS	05569M855	102 88	03/26/08	12/06/11	\$1,000 00	\$1,911 53	\$-911 53
BNY MELLON INTL FD CL M SHSS	05569M871	585 11	03/26/08	12/06/11	\$5,500 00	\$7,910 63	\$-2,410 63
BNY MELLON SMALL CAP STK FD CL M SHS	05569M806	138 5	03/26/08	12/06/11	\$1,500 00	\$1,567 87	\$-67 87
BNY MELLON MID CAP STK FD CL M	05569M509	303 82	03/26/08	12/06/11	\$3,500 00	\$3,390 62	\$109 38
INFORMATICA CORP	45666Q102	8	08/16/10	12/06/11	\$377 91	\$251 91	\$126 00
INFORMATICA CORP	45666Q102	1	08/16/10	12/06/11	\$47 24	\$30 96	\$16 28
ENERGIZER HLDGS INC	29266R108	1	11/12/10	12/06/11	\$72 97	\$69 48	\$3 49
ENERGIZER HLDGS INC	29266R108	5	11/15/10	12/06/11	\$364 86	\$354 70	\$10 16
ENERGIZER HLDGS INC	29266R108	4	11/15/10	12/06/11	\$291 89	\$282 79	\$9 10
QUALCOMM INC	747525103	10	01/06/10	12/06/11	\$541 83	\$480 57	\$61 26
DANAHER CORP COMMON	235851102	10	03/27/08	12/06/11	\$476 36	\$385 31	\$91 05
ORACLE CORPORATION	68389X105	10	09/30/10	12/06/11	\$320 67	\$270 55	\$50 12
ORACLE CORPORATION	68389X105	20	03/27/08	12/06/11	\$641 34	\$389 78	\$251 56
EXXON MOBIL CORP	30231G102	10	03/27/08	12/06/11	\$805 93	\$870 50	\$-64 57
HONEYWELL INTL INC	438516106	10	03/27/08	12/06/11	\$546 60	\$556 87	\$-10 27
CONOCOPHILLIPS	20825C104	10	03/27/08	12/06/11	\$729 91	\$770 44	\$-40 53
MCKESSON CORPORATION	58155Q103	10	01/04/10	12/06/11	\$810 41	\$631 77	\$178 64
CIGNA CORP COM	125509109	10	06/19/09	12/06/11	\$434 69	\$249 56	\$185 13
WELLS FARGO & CO NEW	949746101	20	03/27/08	12/06/11	\$530 53	\$614 16	\$-83 63
PFIZER INC COM	717081103	40	03/27/08	12/06/11	\$799 27	\$832 35	\$-33 08
GENERAL ELECTRIC CO	369604103	40	03/27/08	12/06/11	\$661 00	\$1,484 40	\$-823 40
AMERICAN EXPRESS COMPANY	025816109	10	06/21/10	12/06/11	\$487 01	\$424 82	\$62 19

Stmt D 1
EIN 68 0534295
Erin MacDonald Foundation

Long term gains and losses

This category includes sales of assets held more than 12 months

Description	Cusip	Number of shares	Date of acquisition	Sale date	Sales price or pass through gain	Cost, other basis or pass through loss	Net gain or loss
BANK AMER CORP	060505104	20	06/15/09	12/06/11	\$113 84	\$269 99	\$-156 15
ALLIANCE DATA SYS CORP	018581108	2	05/29/08	12/06/11	\$207 38	\$121 47	\$85 91
APPLE COMPUTER INC COM	037833100	4	07/08/08	12/06/11	\$1,573 63	\$707 84	\$865 79
ANADARKO PETE CORP	032511107	10	06/18/10	12/06/11	\$822 11	\$425 36	\$396 75
APACHE CORPORATION COM	037411105	10	03/27/08	12/06/11	\$968 40	\$1,215 04	\$-246 64
THERMO ELECTRON CORP	883556102	8	03/27/08	12/08/11	\$364 04	\$447 22	\$-83 18
THERMO ELECTRON CORP	883556102	2	03/27/08	12/09/11	\$90 41	\$111 81	\$-21 40
THERMO ELECTRON CORP	883556102	5	11/06/09	12/09/11	\$226 04	\$224 32	\$1 72
THERMO ELECTRON CORP	883556102	15	11/06/09	12/09/11	\$683 04	\$672 97	\$10 07
THERMO ELECTRON CORP	883556102	2	11/06/09	12/12/11	\$90 10	\$89 13	\$0 97
THERMO ELECTRON CORP	883556102	8	11/06/09	12/12/11	\$360 23	\$356 52	\$3 71
Total long term gain/loss for sales of assets:					\$117,121 96	\$115,467 39	\$1,654 57

Long term transactions with loss disallowed due to wash sale

This category includes sales of assets held more than 12 months

Description	Cusip	Number of shares	Date of acquisition	Sale date	Sales price or pass through gain	Cost, other basis or pass through loss	Net gain or loss	Wash sale loss disallowed
GENERAL ELECTRIC CO	369604103	30	03/27/08	01/04/11	\$546 05	\$1,113 30	\$-567 25	\$567 25
Total long term gain/loss from sales:					\$546 05	\$1,113 30	\$-567 25	
Total long term loss disallowed from wash sales:								\$567 25