



See a Social Security Number? Say Something!
Report Privacy Problems to <https://public.resource.org/privacy>
Or call the IRS Identity Theft Hotline at 1-800-908-4490



**Return of Private Foundation
or Section 4947(a)(1) Nonexempt Charitable Trust
Treated as a Private Foundation**

2011

Department of the Treasury
Internal Revenue Service

Note The foundation may be able to use a copy of this return to satisfy state reporting requirements.

For calendar year 2011 or tax year beginning

, and ending

Name of foundation THE DONANT FOUNDATION		A Employer identification number 68-0414080
Number and street (or P O box number if mail is not delivered to street address) P.O. BOX 255009	Room/suite	B Telephone number 916-737-8640
City or town, state, and ZIP code SACRAMENTO, CA 95865-5009		C If exemption application is pending, check here <input type="checkbox"/>
G Check all that apply: <input type="checkbox"/> Initial return <input type="checkbox"/> Initial return of a former public charity <input type="checkbox"/> Final return <input type="checkbox"/> Amended return <input type="checkbox"/> Address change <input type="checkbox"/> Name change		D 1. Foreign organizations, check here <input type="checkbox"/> Foreign organizations meeting the 85% test, 2. check here and attach computation <input type="checkbox"/>
H Check type of organization: <input type="checkbox"/> Section 501(c)(3) exempt private foundation <input type="checkbox"/> Section 4947(a)(1) nonexempt charitable trust <input checked="" type="checkbox"/> Other taxable private foundation		E If private foundation status was terminated under section 507(b)(1)(A), check here <input type="checkbox"/>
I Fair market value of all assets at end of year (from Part II, col (c), line 16) ▶ \$ 2,219,353. (Part I, column (d) must be on cash basis.)	J Accounting method: <input checked="" type="checkbox"/> Cash <input type="checkbox"/> Accrual <input type="checkbox"/> Other (specify) _____	F If the foundation is in a 60-month termination under section 507(b)(1)(B), check here <input type="checkbox"/>

Part I Analysis of Revenue and Expenses <small>(The total of amounts in columns (b), (c), and (d) may not necessarily equal the amounts in column (a))</small>	(a) Revenue and expenses per books	(b) Net investment income	(c) Adjusted net income	(d) Disbursements for charitable purposes (cash basis only)
1 Contributions, gifts, grants, etc., received			N/A	
2 Check <input checked="" type="checkbox"/> if the foundation is not required to attach Sch B				
3 Interest on savings and temporary cash investments	6,964.	6,964.		STATEMENT 1
4 Dividends and interest from securities	48,461.	48,461.		STATEMENT 2
5a Gross rents				
b Net rental income or (loss)				
6a Net gain or (loss) from sale of assets not on line 10	30,732.			
b Gross sales price for all assets on line 6a	364,358.			
7 Capital gain net income (from Part IV, line 2)		30,732.		
8 Net short-term capital gain				
9 Income modifications				
10a Gross sales less returns and allowances				
b Less Cost of goods sold				
c Gross profit or (loss)				
11 Other income				
12 Total. Add lines 1 through 11	86,157.	86,157.		
13 Compensation of officers, directors, trustees, etc	0.	0.		0.
14 Other employee salaries and wages				
15 Pension plans, employee benefits				
16a Legal fees STMT 3	250.	0.		250.
b Accounting fees STMT 4	3,030.	0.		3,030.
c Other professional fees				
17 Interest				
18 Taxes STMT 5	2,759.	1,678.		1,081.
19 Depreciation and depletion				
20 Occupancy				
21 Travel, conferences, and meetings				
22 Printing and publications				
23 Other expenses STMT 6	9,417.	3,914.		5,503.
24 Total operating and administrative expenses. Add lines 13 through 23	15,456.	5,592.		9,864.
25 Contributions, gifts, grants, paid	26,500.			26,500.
26 Total expenses and disbursements. Add lines 24 and 25	41,956.	5,592.		36,364.
27 Subtract line 26 from line 12:				
a Excess of revenue over expenses and disbursements	44,201.			
b Net investment income (if negative, enter -0-)		80,565.		
c Adjusted net income (if negative, enter -0-)			N/A	

Part II Balance Sheets

Attached schedules and amounts in the description column should be for end-of-year amounts only

	Beginning of year (a) Book Value	End of year	
		(b) Book Value	(c) Fair Market Value
Assets			
1 Cash - non-interest-bearing			
2 Savings and temporary cash investments	1,977.	12,611.	12,611.
3 Accounts receivable ▶			
Less: allowance for doubtful accounts ▶	1.		
4 Pledges receivable ▶			
Less: allowance for doubtful accounts ▶			
5 Grants receivable			
6 Receivables due from officers, directors, trustees, and other disqualified persons			
7 Other notes and loans receivable ▶			
Less: allowance for doubtful accounts ▶			
8 Inventories for sale or use			
9 Prepaid expenses and deferred charges			
10a Investments - U.S. and state government obligations			
b Investments - corporate stock STMT 7	2,286,942.	2,321,477.	2,206,742.
c Investments - corporate bonds			
11 Investments - land, buildings, and equipment basis ▶			
Less accumulated depreciation ▶			
12 Investments - mortgage loans			
13 Investments - other			
14 Land, buildings, and equipment basis ▶			
Less accumulated depreciation ▶			
15 Other assets (describe ▶)			
16 Total assets (to be completed by all filers)	2,288,920.	2,334,088.	2,219,353.
Liabilities			
17 Accounts payable and accrued expenses		800.	
18 Grants payable			
19 Deferred revenue			
20 Loans from officers, directors, trustees, and other disqualified persons			
21 Mortgages and other notes payable			
22 Other liabilities (describe ▶)			
23 Total liabilities (add lines 17 through 22)	0.	800.	
Net Assets or Fund Balances			
Foundations that follow SFAS 117, check here ▶ <input checked="" type="checkbox"/>			
and complete lines 24 through 26 and lines 30 and 31.			
24 Unrestricted	2,288,920.	2,333,288.	
25 Temporarily restricted			
26 Permanently restricted			
Foundations that do not follow SFAS 117, check here ▶ <input type="checkbox"/>			
and complete lines 27 through 31.			
27 Capital stock, trust principal, or current funds			
28 Paid-in or capital surplus, or land, bldg., and equipment fund			
29 Retained earnings, accumulated income, endowment, or other funds			
30 Total net assets or fund balances	2,288,920.	2,333,288.	
31 Total liabilities and net assets/fund balances	2,288,920.	2,334,088.	

Part III Analysis of Changes in Net Assets or Fund Balances

1 Total net assets or fund balances at beginning of year - Part II, column (a), line 30 (must agree with end-of-year figure reported on prior year's return)	1	2,288,920.
2 Enter amount from Part I, line 27a	2	44,201.
3 Other increases not included in line 2 (itemize) ▶ <u>NON-INCOME DISTRIBUTIONS</u>	3	167.
4 Add lines 1, 2, and 3	4	2,333,288.
5 Decreases not included in line 2 (itemize) ▶	5	0.
6 Total net assets or fund balances at end of year (line 4 minus line 5) - Part II, column (b), line 30	6	2,333,288.

Part IV Capital Gains and Losses for Tax on Investment Income

(a) List and describe the kind(s) of property sold (e.g., real estate, 2-story brick warehouse; or common stock, 200 shs. MLC Co.)	(b) How acquired P - Purchase D - Donation	(c) Date acquired (mo., day, yr.)	(d) Date sold (mo., day, yr.)
1a			
b SEE ATTACHED STATEMENT			
c			
d			
e			

(e) Gross sales price	(f) Depreciation allowed (or allowable)	(g) Cost or other basis plus expense of sale	(h) Gain or (loss) (e) plus (f) minus (g)
a			
b			
c			
d			
e 364,358.		333,626.	30,732.

(i) F.M.V. as of 12/31/69	(j) Adjusted basis as of 12/31/69	(k) Excess of col. (i) over col. (j), if any	(l) Gains (Col. (h) gain minus col. (k), but not less than -0-) or Losses (from col. (h))
a			
b			
c			
d			
e			30,732.

Complete only for assets showing gain in column (h) and owned by the foundation on 12/31/69			
2 Capital gain net income or (net capital loss)	{ If gain, also enter in Part I, line 7 If (loss), enter -0- in Part I, line 7	2	30,732.
3 Net short-term capital gain or (loss) as defined in sections 1222(5) and (6): If gain, also enter in Part I, line 8, column (c). If (loss), enter -0- in Part I, line 8		3	N/A

Part V Qualification Under Section 4940(e) for Reduced Tax on Net Investment Income

(For optional use by domestic private foundations subject to the section 4940(a) tax on net investment income.)

If section 4940(d)(2) applies, leave this part blank.

Was the foundation liable for the section 4942 tax on the distributable amount of any year in the base period? Yes No
 If "Yes," the foundation does not qualify under section 4940(e). Do not complete this part.

1 Enter the appropriate amount in each column for each year; see instructions before making any entries.

(a) Base period years Calendar year (or tax year beginning in)	(b) Adjusted qualifying distributions	(c) Net value of noncharitable-use assets	(d) Distribution ratio (col. (b) divided by col. (c))
2010	221,492.	2,123,662.	.104297
2009	126,957.	2,045,065.	.062080
2008	145,214.	2,539,210.	.057189
2007	144,599.	2,968,498.	.048711
2006	118,333.	2,605,465.	.045417

2 Total of line 1, column (d)	2	.317694
3 Average distribution ratio for the 5-year base period - divide the total on line 2 by 5, or by the number of years the foundation has been in existence if less than 5 years	3	.063539
4 Enter the net value of noncharitable-use assets for 2011 from Part X, line 5	4	2,280,534.
5 Multiply line 4 by line 3	5	144,903.
6 Enter 1% of net investment income (1% of Part I, line 27b)	6	806.
7 Add lines 5 and 6	7	145,709.
8 Enter qualifying distributions from Part XII, line 4	8	36,364.

If line 8 is equal to or greater than line 7, check the box in Part VI, line 1b, and complete that part using a 1% tax rate. See the Part VI instructions.

Part VI Excise Tax Based on Investment Income (Section 4940(a), 4940(b), 4940(e), or 4948 - see instructions)

Table with 11 rows for excise tax calculations. Includes sub-tables for credits (6a-6d) and a 'Refunded' indicator for line 11. Total tax due is 851.

Part VII-A Statements Regarding Activities

Table with 10 rows of activity statements and a Yes/No column. Includes questions about political campaigns, unrelated business income, and substantial contributors. Includes handwritten entry 'CA' for line 8a.

Part VII-A Statements Regarding Activities (continued)

11 At any time during the year, did the foundation, directly or indirectly, own a controlled entity within the meaning of section 512(b)(13)? If "Yes," attach schedule (see instructions)
12 Did the foundation make a distribution to a donor advised fund over which the foundation or a disqualified person had advisory privileges? If "Yes," attach statement (see instructions)
13 Did the foundation comply with the public inspection requirements for its annual returns and exemption application? Website address N/A
14 The books are in care of RALPH YERXA Telephone no. 916-737-8640 Located at P.O. BOX 255009, SACRAMENTO, CA ZIP+4 95865-5009
15 Section 4947(a)(1) nonexempt charitable trusts filing Form 990-PF in lieu of Form 1041 - Check here and enter the amount of tax-exempt interest received or accrued during the year 15 N/A
16 At any time during calendar year 2011, did the foundation have an interest in or a signature or other authority over a bank, securities, or other financial account in a foreign country? See the instructions for exceptions and filing requirements for Form TD F 90-22.1. If "Yes," enter the name of the foreign country

Part VII-B Statements Regarding Activities for Which Form 4720 May Be Required

File Form 4720 if any item is checked in the "Yes" column, unless an exception applies.

1a During the year did the foundation (either directly or indirectly):
(1) Engage in the sale or exchange, or leasing of property with a disqualified person?
(2) Borrow money from, lend money to, or otherwise extend credit to (or accept it from) a disqualified person?
(3) Furnish goods, services, or facilities to (or accept them from) a disqualified person?
(4) Pay compensation to, or pay or reimburse the expenses of, a disqualified person?
(5) Transfer any income or assets to a disqualified person (or make any of either available for the benefit or use of a disqualified person)?
(6) Agree to pay money or property to a government official? (Exception. Check "No" if the foundation agreed to make a grant to or to employ the official for a period after termination of government service, if terminating within 90 days.)
b If any answer is "Yes" to 1a(1)-(6), did any of the acts fail to qualify under the exceptions described in Regulations section 53.4941(d)-3 or in a current notice regarding disaster assistance (see instructions)? Organizations relying on a current notice regarding disaster assistance check here
c Did the foundation engage in a prior year in any of the acts described in 1a, other than excepted acts, that were not corrected before the first day of the tax year beginning in 2011?
2 Taxes on failure to distribute income (section 4942) (does not apply for years the foundation was a private operating foundation defined in section 4942(j)(3) or 4942(j)(5)):
a At the end of tax year 2011, did the foundation have any undistributed income (lines 6d and 6e, Part XIII) for tax year(s) beginning before 2011? If "Yes," list the years
b Are there any years listed in 2a for which the foundation is not applying the provisions of section 4942(a)(2) (relating to incorrect valuation of assets) to the year's undistributed income? (If applying section 4942(a)(2) to all years listed, answer "No" and attach statement - see instructions.)
c If the provisions of section 4942(a)(2) are being applied to any of the years listed in 2a, list the years here.
3a Did the foundation hold more than a 2% direct or indirect interest in any business enterprise at any time during the year?
b If "Yes," did it have excess business holdings in 2011 as a result of (1) any purchase by the foundation or disqualified persons after May 26, 1969; (2) the lapse of the 5-year period (or longer period approved by the Commissioner under section 4943(c)(7)) to dispose of holdings acquired by gift or bequest; or (3) the lapse of the 10-, 15-, or 20-year first phase holding period? (Use Schedule C, Form 4720, to determine if the foundation had excess business holdings in 2011.)
4a Did the foundation invest during the year any amount in a manner that would jeopardize its charitable purposes?
b Did the foundation make any investment in a prior year (but after December 31, 1969) that could jeopardize its charitable purpose that had not been removed from jeopardy before the first day of the tax year beginning in 2011?

Part VII-B Statements Regarding Activities for Which Form 4720 May Be Required (continued)

5a During the year did the foundation pay or incur any amount to:

(1) Carry on propaganda, or otherwise attempt to influence legislation (section 4945(e))? Yes No

(2) Influence the outcome of any specific public election (see section 4955); or to carry on, directly or indirectly, any voter registration drive? Yes No

(3) Provide a grant to an individual for travel, study, or other similar purposes? Yes No

(4) Provide a grant to an organization other than a charitable, etc., organization described in section 509(a)(1), (2), or (3), or section 4940(d)(2)? Yes No

(5) Provide for any purpose other than religious, charitable, scientific, literary, or educational purposes, or for the prevention of cruelty to children or animals? Yes No

b If any answer is "Yes" to 5a(1)-(5), did any of the transactions fail to qualify under the exceptions described in Regulations section 53.4945 or in a current notice regarding disaster assistance (see instructions)? Yes No
 Organizations relying on a current notice regarding disaster assistance check here N/A

c If the answer is "Yes" to question 5a(4), does the foundation claim exemption from the tax because it maintained expenditure responsibility for the grant? Yes No
 If "Yes," attach the statement required by Regulations section 53.4945-5(d). N/A

6a Did the foundation, during the year, receive any funds, directly or indirectly, to pay premiums on a personal benefit contract? Yes No

b Did the foundation, during the year, pay premiums, directly or indirectly, on a personal benefit contract? Yes No
 If "Yes" to 6b, file Form 8870. X

7a At any time during the tax year, was the foundation a party to a prohibited tax shelter transaction? Yes No

b If "Yes," did the foundation receive any proceeds or have any net income attributable to the transaction? Yes No N/A

Part VIII Information About Officers, Directors, Trustees, Foundation Managers, Highly Paid Employees, and Contractors

1 List all officers, directors, trustees, foundation managers and their compensation.

(a) Name and address	(b) Title, and average hours per week devoted to position	(c) Compensation (If not paid, enter -0-)	(d) Contributions to employee benefit plans and deferred compensation	(e) Expense account, other allowances
MICHAEL P. LIEN P.O. BOX 255009 SACRAMENTO, CA 958655009	PRESIDENT 1.00	0.	0.	0.
NORMAN LIEN P.O. BOX 255009 SACRAMENTO, CA 958655009	SECRETARY & CFO 1.00	0.	0.	0.
TIMOTHY S. LIEN P.O. BOX 255009 SACRAMENTO, CA 958655009	VICE-PRESIDENT & ASST SEC. 1.00	0.	0.	0.
DOROTHY P. LIEN P.O. BOX 255009 SACRAMENTO, CA 958655009	DIRECTOR 1.00	0.	0.	0.

2 Compensation of five highest-paid employees (other than those included on line 1). If none, enter "NONE."

(a) Name and address of each employee paid more than \$50,000	(b) Title, and average hours per week devoted to position	(c) Compensation	(d) Contributions to employee benefit plans and deferred compensation	(e) Expense account, other allowances
NONE				

Total number of other employees paid over \$50,000 0

Part X Minimum Investment Return (All domestic foundations must complete this part. Foreign foundations, see instructions.)

1	Fair market value of assets not used (or held for use) directly in carrying out charitable, etc., purposes:		
a	Average monthly fair market value of securities	1a	2,307,058.
b	Average of monthly cash balances	1b	8,205.
c	Fair market value of all other assets	1c	
d	Total (add lines 1a, b, and c)	1d	2,315,263.
e	Reduction claimed for blockage or other factors reported on lines 1a and 1c (attach detailed explanation)	1e	0.
2	Acquisition indebtedness applicable to line 1 assets	2	0.
3	Subtract line 2 from line 1d	3	2,315,263.
4	Cash deemed held for charitable activities. Enter 1 1/2% of line 3 (for greater amount, see instructions)	4	34,729.
5	Net value of noncharitable-use assets. Subtract line 4 from line 3. Enter here and on Part V, line 4	5	2,280,534.
6	Minimum investment return. Enter 5% of line 5	6	114,027.

Part XI Distributable Amount (see instructions) (Section 4942(j)(3) and (j)(5) private operating foundations and certain foreign organizations check here and do not complete this part.)

1	Minimum investment return from Part X, line 6	1	114,027.
2a	Tax on investment income for 2011 from Part VI, line 5	2a	1,611.
b	Income tax for 2011. (This does not include the tax from Part VI.)	2b	
c	Add lines 2a and 2b	2c	1,611.
3	Distributable amount before adjustments. Subtract line 2c from line 1	3	112,416.
4	Recoveries of amounts treated as qualifying distributions	4	0.
5	Add lines 3 and 4	5	112,416.
6	Deduction from distributable amount (see instructions)	6	0.
7	Distributable amount as adjusted. Subtract line 6 from line 5. Enter here and on Part XIII, line 1	7	112,416.

Part XII Qualifying Distributions (see instructions)

1	Amounts paid (including administrative expenses) to accomplish charitable, etc., purposes:		
a	Expenses, contributions, gifts, etc. - total from Part I, column (d), line 26	1a	36,364.
b	Program-related investments - total from Part IX-B	1b	0.
2	Amounts paid to acquire assets used (or held for use) directly in carrying out charitable, etc., purposes	2	
3	Amounts set aside for specific charitable projects that satisfy the:		
a	Suitability test (prior IRS approval required)	3a	
b	Cash distribution test (attach the required schedule)	3b	
4	Qualifying distributions. Add lines 1a through 3b. Enter here and on Part V, line 8, and Part XIII, line 4	4	36,364.
5	Foundations that qualify under section 4940(e) for the reduced rate of tax on net investment income. Enter 1% of Part I, line 27b	5	0.
6	Adjusted qualifying distributions. Subtract line 5 from line 4	6	36,364.

Note. The amount on line 6 will be used in Part V, column (b), in subsequent years when calculating whether the foundation qualifies for the section 4940(e) reduction of tax in those years.

Part XIII Undistributed Income (see instructions)

	(a) Corpus	(b) Years prior to 2010	(c) 2010	(d) 2011
1 Distributable amount for 2011 from Part XI, line 7				112,416.
2 Undistributed income, if any, as of the end of 2011				
a Enter amount for 2010 only			0.	
b Total for prior years:		0.		
3 Excess distributions carryover, if any, to 2011:				
a From 2006				
b From 2007				
c From 2008				
d From 2009				
e From 2010				112,772.
f Total of lines 3a through e	112,772.			
4 Qualifying distributions for 2011 from Part XII, line 4: ▶ \$ 36,364.				
a Applied to 2010, but not more than line 2a			0.	
b Applied to undistributed income of prior years (Election required - see instructions)		0.		
c Treated as distributions out of corpus (Election required - see instructions)	0.			
d Applied to 2011 distributable amount				36,364.
e Remaining amount distributed out of corpus	0.			
5 Excess distributions carryover applied to 2011 (If an amount appears in column (d), the same amount must be shown in column (a))	76,052.			76,052.
6 Enter the net total of each column as indicated below:	36,720.			
a Corpus Add lines 3f, 4c, and 4e Subtract line 5				
b Prior years' undistributed income. Subtract line 4b from line 2b		0.		
c Enter the amount of prior years' undistributed income for which a notice of deficiency has been issued, or on which the section 4942(a) tax has been previously assessed		0.		
d Subtract line 6c from line 6b. Taxable amount - see instructions		0.		
e Undistributed income for 2010. Subtract line 4a from line 2a. Taxable amount - see instr.			0.	
f Undistributed income for 2011. Subtract lines 4d and 5 from line 1. This amount must be distributed in 2012				0.
7 Amounts treated as distributions out of corpus to satisfy requirements imposed by section 170(b)(1)(F) or 4942(g)(3)	0.			
8 Excess distributions carryover from 2006 not applied on line 5 or line 7	0.			
9 Excess distributions carryover to 2012. Subtract lines 7 and 8 from line 6a	36,720.			
10 Analysis of line 9:				
a Excess from 2007				
b Excess from 2008				
c Excess from 2009				
d Excess from 2010				36,720.
e Excess from 2011				

Part XV Supplementary Information (continued)

3 Grants and Contributions Paid During the Year or Approved for Future Payment

Recipient Name and address (home or business)	If recipient is an individual, show any relationship to any foundation manager or substantial contributor	Foundation status of recipient	Purpose of grant or contribution	Amount
<p>a Paid during the year</p> <p>ANGELS FOR HEARTS 3512 GABRIELAN WAY SACRAMENTO, CA 95821</p>	NONE	501 (C)(3)	AID PEDIATRIC HEART PATIENTS	5,000.
<p>DAVIS BRIDGE EDUCATIONAL FOUNDATION 1400 EAST EIGHTH STREET DAVIS, CA 95616</p>	NONE	501 (C)(3)	SUPPORT EDUCATION	2,000.
<p>FUTURE FOUNDATION 3455 AMERICAN RIVER DRIVE, SUITE B SACRAMENTO, CA 95864</p>	NONE	501 (C)(3)	SUPPORT EDUCATION	5,000.
<p>MUTUAL ASSISTANCE NETWORK OF DEL PASO HEIGHTS 811 GRAND AVENUE, A3 SACRAMENTO, CA 95838</p>	NONE	501 (C)(3)	SUPPORT AFTER SCHOOL PROGRAM	2,500.
<p>SACRAMENTO SOCIETY FOR THE BLIND 1238 "S" STREET SACRAMENTO, CA 95811</p>	NONE	501 (C)(3)	PROVIDES SERVICES TO THE BLIND AND VISUALLY IMPAIRED	10,000.
<p>Total</p>	SEE CONTINUATION SHEET(S)			▶ 3a 26,500.
<p>b Approved for future payment</p> <p>NONE</p>				
<p>Total</p>				▶ 3b 0.

THE DONANT FOUNDATION

Part IV Capital Gains and Losses for Tax on Investment Income

(a) List and describe the kind(s) of property sold, e.g., real estate, 2-story brick warehouse; or common stock, 200 shs. MLC Co.	(b) How acquired P - Purchase D - Donation	(c) Date acquired (mo., day, yr.)	(d) Date sold (mo., day, yr.)
1a REPUBLIC SERVICES INC	P	10/22/09	08/15/11
b BRANDES GLOBAL S/T COVERED	P	VARIOUS	VARIOUS
c BRANDES GLOBAL S/T NONCOVERED	P	VARIOUS	VARIOUS
d BRANDES GLOBAL L/T NONCOVERED	P	VARIOUS	VARIOUS
e FRED ALGER S/T COVERED	P	VARIOUS	VARIOUS
f FRED ALGER S/T NONCOVERED	P	VARIOUS	VARIOUS
g FRED ALGER L/T NONCOVERED	P	VARIOUS	VARIOUS
h CASS INFORMATION SYSTEMS	P	12/15/11	12/15/11
i KAYNE SMALL VALUE L/T NONCOVERED	P	VARIOUS	VARIOUS
j SYSTEMATIC S/T COVERED	P	VARIOUS	VARIOUS
k SYSTEMATIC S/T NONCOVERED	P	VARIOUS	VARIOUS
l SYSTEMATIC L/T NONCOVERED	P	VARIOUS	VARIOUS
m WELLS FARGO ADVISORS L/T NONCOVERED	P	VARIOUS	VARIOUS
n CAPITAL GAINS DIVIDENDS			
o			

(e) Gross sales price	(f) Depreciation allowed (or allowable)	(g) Cost or other basis plus expense of sale	(h) Gain or (loss) (e) plus (f) minus (g)
a 50,000.		53,635.	-3,635.
b 3,174.		2,483.	691.
c 4,624.		3,269.	1,355.
d 55,455.		57,075.	-1,620.
e 10,368.		12,003.	-1,635.
f 15,952.		14,171.	1,781.
g 27,063.		19,727.	7,336.
h 22.			22.
i 28,312.		26,974.	1,338.
j 35,402.		30,332.	5,070.
k 25,239.		29,879.	-4,640.
l 29,498.		23,506.	5,992.
m 77,203.		60,572.	16,631.
n 2,046.			2,046.
o			

Complete only for assets showing gain in column (h) and owned by the foundation on 12/31/69

(i) F.M.V. as of 12/31/69	(j) Adjusted basis as of 12/31/69	(k) Excess of col. (i) over col. (j), if any	(l) Losses (from col. (h)) Gains (excess of col. (h) gain over col. (k), but not less than "-0-")
a			-3,635.
b			691.
c			1,355.
d			-1,620.
e			-1,635.
f			1,781.
g			7,336.
h			22.
i			1,338.
j			5,070.
k			-4,640.
l			5,992.
m			16,631.
n			2,046.
o			

2 Capital gain net income or (net capital loss) { If gain, also enter in Part I, line 7 If (loss), enter "-0-" in Part I, line 7 }	2	30,732.
3 Net short-term capital gain or (loss) as defined in sections 1222(5) and (6): If gain, also enter in Part I, line 8, column (c). If (loss), enter "-0-" in Part I, line 8 }	3	N/A

FORM 990-PF INTEREST ON SAVINGS AND TEMPORARY CASH INVESTMENTS STATEMENT 1

SOURCE	AMOUNT
BRANDES GLOBAL	2.
FARMERS AND MERCHANTS	6.
KAYNE SMALL VALUE	1.
MECHANICS BANK	5,944.
WELLS FARGO BANK	1,011.
TOTAL TO FORM 990-PF, PART I, LINE 3, COLUMN A	6,964.

FORM 990-PF DIVIDENDS AND INTEREST FROM SECURITIES STATEMENT 2

SOURCE	GROSS AMOUNT	CAPITAL GAINS DIVIDENDS	COLUMN (A) AMOUNT
B OF A CLASS ACTION SETTLEMENT	31.	31.	0.
BRANDES GLOBAL	10,473.	0.	10,473.
FRED ALGER	418.	3.	415.
KAYNE SMALL VALUE	3,306.	85.	3,221.
MECHANICS BANK	17,379.	0.	17,379.
PMI GROUP CLASS ACTION SETTLEMENT	16.	16.	0.
SYSTEMIC MID VALUE	1,541.	9.	1,532.
WELLS FARGO ADVISORS	17,343.	1,902.	15,441.
TOTAL TO FM 990-PF, PART I, LN 4	50,507.	2,046.	48,461.

FORM 990-PF LEGAL FEES STATEMENT 3

DESCRIPTION	(A) EXPENSES PER BOOKS	(B) NET INVESTMENT INCOME	(C) ADJUSTED NET INCOME	(D) CHARITABLE PURPOSES
LEGAL FEES	250.	0.		250.
TO FM 990-PF, PG 1, LN 16A	250.	0.		250.

FORM 990-PF	ACCOUNTING FEES			STATEMENT 4
DESCRIPTION	(A) EXPENSES PER BOOKS	(B) NET INVEST- MENT INCOME	(C) ADJUSTED NET INCOME	(D) CHARITABLE PURPOSES
ACCOUNTING FEES	3,030.	0.		3,030.
TO FORM 990-PF, PG 1, LN 16B	3,030.	0.		3,030.

FORM 990-PF	TAXES			STATEMENT 5
DESCRIPTION	(A) EXPENSES PER BOOKS	(B) NET INVEST- MENT INCOME	(C) ADJUSTED NET INCOME	(D) CHARITABLE PURPOSES
REGISTRY OF CHARITABLE TRUST FEE	25.	0.		25.
STATE FILING FEE	10.	0.		10.
FOREIGN TAXES	1,678.	1,678.		0.
FEDERAL TAXES	1,046.	0.		1,046.
TO FORM 990-PF, PG 1, LN 18	2,759.	1,678.		1,081.

FORM 990-PF	OTHER EXPENSES			STATEMENT 6
DESCRIPTION	(A) EXPENSES PER BOOKS	(B) NET INVEST- MENT INCOME	(C) ADJUSTED NET INCOME	(D) CHARITABLE PURPOSES
MANAGEMENT FEE	6,240.	2,664.		3,576.
INSURANCE	1,250.	1,250.		0.
MISCELLANEOUS EXPENSE	1,927.	0.		1,927.
TO FORM 990-PF, PG 1, LN 23	9,417.	3,914.		5,503.

FORM 990-PF

CORPORATE STOCK

STATEMENT 7

DESCRIPTION	BOOK VALUE	FAIR MARKET VALUE
MECHANICS BANK ACCOUNT	836,558.	799,131.
WELLS FARGO ADVISORS	854,238.	797,507.
BRANDES GLOBAL ACCOUNT	337,392.	273,258.
FRED ALGER ACCOUNT	83,075.	93,276.
KAYNE SMALL VALUE ACCOUNT	117,444.	147,936.
SYSTEMATIC MID VALUE ACCOUNT	92,770.	95,634.
TOTAL TO FORM 990-PF, PART II, LINE 10B	2,321,477.	2,206,742.

Annual Statement Information

Account Number: 2712-4255
 Command Account Number: 9078032160
 THE DONANT FOUNDATION
 For Banking Inquiries call: 1-888-215-3904



WELLS FARGO ADVISORS

FEB 13 2012

Realized Gain/Loss

This information is provided for courtesy purposes only. Each individual taxpayer should consult with a Tax Advisor as to any additional reporting requirements or adjustments. THIS INFORMATION IS NOT VERIFIED OR GUARANTEED BY FIRST CLEARING, LLC TO BE ACCURATE FOR EACH TAXPAYER'S UNIQUE REPORTING REQUIREMENTS. THEREFORE, YOU SHOULD NEVER ASSUME THIS STATEMENT IS ACCURATE IN LIEU OF COMPLETING YOUR TAX RETURN AND CONSULTING WITH YOUR TAX ADVISOR.

Federal tax reporting requirements will create differences between the information presented here and what appears on your Form 1099-B, including but not limited to the following situations:

- * Cost basis for many fixed income tax lots has been amortized (for securities purchased at a premium) or accreted (for securities purchased at a discount), when possible, for applicable securities. For securities that were purchased at an Original Issue Discount (OID), only those positions whose cost basis has been adjusted will reflect the impacts of the OID accruals on the original cost basis. The original issue discount amount reported on your Form 1099-OID is not adjusted for market discount, acquisition premium or bond premium. Therefore, the amortization and accretion adjustments used on this statement may not be consistent with the Form 1099-OID amount because the reporting requirements on the Form 1099-OID are different.
- * The Original Price represents the unadjusted price of the security. The Original Price can be used to calculate the original unadjusted cost of the security.
- * Long-term capital gains reported by a RIC or REIT appear on Form 1099-DIV only, as noted in the instructions for that form.
- * Lots closed due to transfers or journals will not be reflected in the Realized Gain/Loss Statement, or on the Form 1099-B.

COVERED	NONCOVERED	TOTAL
\$0.00	\$0.00	\$0.00
\$0.00	\$16,631.45	\$16,631.45
Not applicable	\$0.00	\$0.00
Not applicable	\$0.00	\$0.00
\$0.00	\$16,631.45	\$16,631.45

Realized Gain/Loss Detail

Description	Noncovered	Share Quantity	Adjusted Price/Original Price	Date Acquired	Close Date	Proceeds	Adjusted Cost/Original Cost	Gain or Loss Amount
PRUDENTIAL FIN INC PFD	X	3.00000	19.1000	10/21/09	06/08/11	61.82	57.90	3.92
SERIES CFI	X	497.00000	19.1000	10/21/09	06/09/11	13,545.09	9,591.45	3,953.64
DUE 04/10/2018	X	441.00000	19.1500	10/21/09	06/09/11	12,018.88	8,533.01	3,485.87
	X	137.00000	19.1400	10/21/09	06/09/11	3,733.75	2,649.46	1,084.29

Annual Statement Information

Account Number: 2712-4265
 Command Account Number: 9078032160
 THE DONANT FOUNDATION
 For Banking Inquiries call: 1-888-215-3904

FEB 19 2011

Realized Gain/Loss

Long Term Description	Continued	Noncovered	Share Quantity	Adjusted Price/Original Price	Date Acquired	Close Date	Proceeds	Adjusted Cost/Original Cost	Gain or Loss Amount
		X	22.00000	19.1499	10/21/09	06/09/11	599.58	430.68	168.90
		X	1,000.00000	19.1000	10/30/09	06/09/11	27,253.73	19,308.69	7,945.04
			2,100.00000				57,212.85	40,571.19	16,641.66
Subtotal									
SHORT TERM INVESTORS TRUST PRIME PORTFOLIO PRIVATE CL									
		X	1,000.00000	1.0000	11/10/05	03/21/11	995.00	1,000.02	-5.02
		X	12,000.00000	1.0000	11/10/05	06/08/11	11,996.84	12,000.19	-3.35
		X	600.93000	1.0000	12/02/05	06/08/11	600.77	600.93	-0.16
		X	1,150.86000	1.0000	01/04/06	06/08/11	1,150.55	1,150.86	-0.31
		X	1,190.93000	1.0000	02/02/06	06/08/11	1,190.61	1,190.93	-0.32
		X	1,124.04000	1.0000	03/02/06	06/08/11	1,123.74	1,124.04	-0.30
		X	1,280.51000	1.0000	04/04/06	06/08/11	1,280.18	1,280.51	-0.33
		X	1,298.00000	1.0000	05/02/06	06/08/11	1,297.67	1,298.00	-0.33
		X	354.73000	1.0000	06/02/06	06/08/11	354.64	354.73	-0.09
			20,000.00000				19,990.00	20,000.21	-10.21
Subtotal									
TOTAL LONG TERM GAINS OR LOSSES FOR COVERED SECURITIES									
							\$0.00	\$0.00	\$0.00
TOTAL LONG TERM GAINS OR LOSSES FOR NONCOVERED SECURITIES									
							\$77,202.85	\$60,571.40	\$16,631.45



Annual Statement Information



Account Number: 1549-3933
Command Account Number: 9078714776
DONANT FOUNDATION
SYSTEMATIC MID.VALUE
For Banking Inquiries call: 1-888-215-3904

FEB 14 2012

Realized Gain/Loss

This information is provided for courtesy purposes only. Each individual taxpayer should consult with a Tax Advisor as to any additional reporting requirements or adjustments. THIS INFORMATION IS NOT VERIFIED OR GUARANTEED BY FIRST CLEARING, LLC TO BE ACCURATE FOR EACH TAXPAYER'S UNIQUE REPORTING REQUIREMENTS. THEREFORE, YOU SHOULD NEVER ASSUME THIS STATEMENT IS ACCURATE IN LIEU OF COMPLETING YOUR TAX RETURN AND CONSULTING WITH YOUR TAX ADVISOR.

Federal tax reporting requirements will create differences between the information presented here and what appears on your Form 1099-B, including but not limited to the following situations:

* Cost basis for many fixed income tax lots has been amortized (for securities purchased at a premium) or accreted (for securities purchased at a discount), when possible, for applicable securities. For securities that were purchased at an Original Issue Discount (OID), only those positions whose cost basis has been adjusted will reflect the impacts of the OID accruals on the original cost basis. The original issue discount amount reported on your Form 1099-OID is not adjusted for market discount, acquisition premium or bond premium. Therefore, the amortization and accretion adjustments used on this statement may not be consistent with the Form 1099-OID amount because the reporting requirements on the Form 1099-OID are different

* The Original Price represents the unadjusted price of the security. The Original Price can be used to calculate the original unadjusted cost of the security.

* Long-term capital gains reported by a RIC or REIT appear on Form 1099-DIV only, as noted in the instructions for that form.

* Lots closed due to transfers or journals will not be reflected in the Realized Gain/Loss Statement, or on the Form 1099-B.

REALIZED GAIN/LOSS SUMMARY	COVERED	NONCOVERED	TOTAL
Short term	-\$4,639.85	\$5,078.78	\$438.93
Long term	\$0.00	\$6,041.20	\$6,041.20
Other term	Not applicable	\$0.00	\$0.00
Index options	Not applicable	\$0.00	\$0.00
Total - Realized Gain/Loss	-\$4,639.85	\$11,119.98	\$6,480.13

Realized Gain/Loss Detail

Short Term Description	Noncovered	Share Quantity	Adjusted Price/Original Price	Date Acquired	Close Date	Proceeds	Adjusted Cost/Original Cost	Gain or Loss Amount
AGCO CORP	X	10 00000	44.5185	10/25/10	02/02/11	512.70	445.19	67.51
	X	4.00000	41.9148	10/28/10	04/01/11	222.47	167.66	54.81
	X	4.00000	45 8831	11/09/10	04/01/11	222.47	183.53	38.94
Subtotal		18.00000				957.64	796.38	161.26
AGRIUM INC	X	9.00000	84.9080	10/12/10	03/23/11	783.68	764.17	19.51

Annual Statement Information

Account Number: 1549-3933
 Command Account Number: 9078714776
 DONANT FOUNDATION
 SYSTEMATIC MID VALUE
 For Banking Inquiries call: 1-888-215-3904

FEB 14 2012

Realized Gain/Loss

Short Term Description	Continued	Noncovered	Share Quantity	Adjusted Price/Original Price	Date Acquired	Close Date	Proceeds	Adjusted Cost/Original Cost	Gain or Loss Amount
ALCATEL-LUCENT ADR			87.00000	4.6828	02/14/11	04/05/11	505.34	407.41	97.93
			52.00000	4.6828	02/14/11	04/26/11	329.67	243.51	86.16
			6.00000	4.6828	02/14/11	10/14/11	17.90	28.09	-10.19
			56.00000	4.5272	02/15/11	10/14/11	167.12	253.52	-86.40
			38.00000	4.6699	02/16/11	10/14/11	113.40	177.46	-64.06
			54.00000	5.2212	03/16/11	10/14/11	161.15	281.94	-120.79
			35.00000	5.9900	05/16/11	10/14/11	104.45	209.65	-105.20
			37.00000	5.9399	05/18/11	10/14/11	110.42	219.78	-109.36
			71.00000	5.9312	07/05/11	10/14/11	211.91	421.12	-209.21
Subtotal			436.00000				1,721.36	2,242.48	-521.12
ALCOA INC		X	35.00000	13.0100	10/11/10	09/19/11	400.33	455.35	-55.02
		X	16.00000	13.3945	10/13/10	09/19/11	183.01	214.31	-31.30
		X	7.00000	13.0741	10/15/10	09/19/11	80.07	91.53	-11.46
		X	9.00000	13.0741	10/15/10	10/12/11	89.45	117.66	-28.21
		X	16.00000	13.4800	11/04/10	10/12/11	159.03	215.68	-56.65
		X	19.00000	14.4288	12/07/10	10/12/11	188.86	274.15	-85.29
		X	17.00000	15.2200	12/22/10	10/12/11	168.98	258.74	-89.76
Subtotal			119.00000				1,269.73	1,627.42	-357.69
AMERIPRISE FINANCIAL INC		X	3.00000	43.9570	03/26/10	02/04/11	174.53	131.87	42.66
AMERISOURCEBERGEN CORP		X	14.00000	28.5995	03/18/10	01/21/11	505.24	400.40	104.84
		X	2.00000	30.8900	05/20/10	05/10/11	84.54	61.78	22.76
		X	8.00000	30.8900	05/20/10	05/19/11	334.10	247.12	86.98
		X	5.00000	31.6930	06/24/10	05/19/11	208.82	158.47	50.35
Subtotal			29.00000				1,132.70	867.77	264.93



Annual Statement Information



Account Number: 1549-3933
 Command Account Number: 9078714776
 DONANT FOUNDATION
 SYSTEMATIC MID VALUE
 For Banking Inquiries call: 1-888-215-3904

FEB 14 2012

Realized Gain/Loss

Short Term Description	Continued	Noncovered	Share Quantity	Adjusted Price/Original Price	Date Acquired	Close Date	Proceeds	Adjusted Cost/Original Cost	Gain or Loss Amount
ANALY CAPITAL MANAGEMNT INC REIT			27.00000	18.0698	07/14/11	12/09/11	435.04	487.89	-52.85
ATLAS AIR WORLDWIDE HOLDINGS		X	8.00000	56.6161	04/28/10	02/15/11	524.80	452.93	71.87
		X	4.00000	55.7186	04/30/10	02/15/11	262.41	222.87	39.54
		X	2.00000	47.3894	07/01/10	02/16/11	139.12	94.78	44.34
		X	3.00000	47.3894	07/01/10	05/03/11	194.77	142.17	52.60
		X	3.00000	59.5460	07/27/10	05/03/11	194.77	178.64	16.13
		X	3.00000	47.5667	09/07/10	05/03/11	194.78	142.70	52.08
		X	2.00000	52.9883	10/22/10	09/27/11	76.83	105.98	-29.15
			5.00000	51.9706	01/10/11	09/27/11	192.09	259.85	-67.76
Subtotal			30.00000				1,779.57	1,599.92	179.65
ATMEL CORP		X	42.00000	7.7572	09/24/10	02/07/11	622.43	325.81	296.62
		X	14.00000	7.7572	09/24/10	04/27/11	210.35	108.59	101.76
		X	14.00000	8.4699	10/05/10	04/27/11	210.36	118.58	91.78
			16.00000	11.7152	03/10/11	12/13/11	131.65	187.44	-55.79
			13.00000	12.3955	04/12/11	12/13/11	106.98	161.14	-54.16
Subtotal			99.00000				1,281.77	901.56	380.21
BALL CORP		X	2.00000	57.2642	07/26/10	01/18/11	141.14	114.52	26.62
		X	5.00000	57.1841	07/28/10	01/18/11	352.87	285.92	66.95
		X	3.00000	57.1841	07/28/10	01/24/11	209.92	171.55	38.37
		X	3.00000	58.5345	09/08/10	01/24/11	209.93	175.60	34.33
Subtotal			13.00000				913.86	747.59	166.27
BIOMED REALTY TRUST INC		X	13.00000	17.8861	04/14/10	02/03/11	236.63	232.52	4.11
				18.0717				234.93	

Annual Statement Information

Account Number: 1549-3933
 Command Account Number: 9078714776
 DONANT FOUNDATION
 SYSTEMATIC MID VALUE
 For Banking Inquiries call: 1-888-215-3904

FEB 11 2012

Realized Gain/Loss

Short Term Description	Continued	Noncovered	Share Quantity	Adjusted Price/Original Price	Date Acquired	Close Date	Proceeds	Adjusted Cost/Original Cost	Gain or Loss Amount
		X	13.00000	17.5846 17.7702	04/16/10	02/03/11	236.64	228.60 231.01	8.04
		X	5.00000	17.8260 18.0124	04/19/10	02/03/11	91.02	89.13 90.07	1.89
		X	2.00000	17.9550 18.1916	07/29/10	04/25/11	37.51	35.91 36.39	1.60
	Subtotal		33.00000				601.80	586.16 592.40	15.64
CBS CORP CL B		X	23.00000	16.0295	10/01/10	01/19/11	471.78	368.69	103.09
		X	5.00000	16.0295	10/01/10	01/19/11	101.54	80.14	21.40
		X	9.00000	16.8785	10/06/10	01/19/11	182.79	151.91	30.88
	Subtotal		37.00000				756.11	600.74	155.37
CENTURYLINK INC		X	0.05902	31.7307	05/06/10	04/01/11	2.44	1.87	0.57
		X	2.93617	31.7307	05/06/10	05/05/11	119.25	93.17	26.08
		X	0.21318	31.7554	05/17/10	04/01/11	8.86	6.77	2.09
		X	10.60285	31.7554	05/17/10	05/05/11	430.63	336.70	93.93
	Subtotal		13.81122				561.18	438.51	122.67
CLOUD PEAK ENERGY INC		X	23.00000	21.9962	12/23/10	03/02/11	475.55	505.91	-30.36
		X	6.00000	22.7280	12/30/10	03/02/11	124.06	136.37	-12.31
		X	12.00000	23.2180	12/31/10	03/02/11	248.12	278.62	-30.50
			6.00000	22.4991	01/07/11	03/02/11	124.06	134.99	-10.93
			10.00000	21.6078	02/23/11	03/02/11	206.77	216.08	-9.31
	Subtotal		57.00000				1,178.56	1,271.97	-93.41
COMPLETE PRODUCTION SVCS		X	2.00000	12.7946	06/08/10	02/07/11	51.00	25.58	25.42
		X	12.00000	14.3450	07/01/10	02/07/11	306.03	172.14	133.89
		X	9.00000	17.2126	08/13/10	02/07/11	229.54	154.91	74.63



Annual Statement Information



Account Number: 1549-3933
 Command Account Number: 9078714776
 DONANT FOUNDATION
 SYSTEMATIC MID VALUE
 For Banking Inquiries call: 1-888-215-3904

FEB 14 2012

Realized Gain/Loss

Short Term Description	Continued	Noncovered	Share Quantity	Adjusted Price/Original Price	Date Acquired	Close Date	Proceeds	Adjusted Cost/Original Cost	Gain or Loss Amount
Subtotal			23.00000				586.57	352.63	233.94
CONSTELLATION BRANDS									
INC CL A		X	24.00000	16.4686	08/25/10	03/29/11	462.74	395.25	67.49
		X	2.00000	16.5987	08/26/10	03/29/11	38.57	33.20	5.37
		X	13.00000	16.5987	08/26/10	04/01/11	267.47	215.78	51.69
		X	1.00000	16.7912	08/27/10	04/01/11	20.58	16.80	3.78
		X	8.00000	16.7912	08/27/10	04/07/11	171.52	134.32	37.20
		X	12.00000	18.1690	09/21/10	04/07/11	257.29	218.04	39.25
		X	1.00000	18.1690	09/21/10	06/27/11	20.79	18.16	2.63
		X	6.00000	19.1784	10/13/10	06/27/11	124.77	115.07	9.70
		X	12.00000	19.1400	10/19/10	06/27/11	249.54	229.68	19.86
		X	6.00000	19.8098	10/29/10	06/27/11	124.77	118.86	5.91
Subtotal			85.00000				1,738.04	1,495.16	242.88
DENBURY RESOURCES INC									
NEW			7.00000	24.4952	03/01/11	10/06/11	82.20	171.47	-89.27
			20.00000	23.9767	03/02/11	10/06/11	234.88	479.53	-244.65
			16.00000	24.1692	03/03/11	10/06/11	187.90	386.71	-198.81
			12.00000	24.3121	03/03/11	10/06/11	140.93	291.75	-150.82
			24.00000	23.3666	04/20/11	10/06/11	281.86	560.80	-278.94
			18.00000	21.8881	04/28/11	10/06/11	211.40	393.99	-182.59
Subtotal			97.00000				1,139.17	2,284.25	-1,145.08
EVEREST RE GROUP LTD									
BERMUDA		X	5.00000	78.5289	08/12/10	01/18/11	416.64	392.64	24.00
		X	3.00000	81.7268	09/07/10	01/18/11	249.99	245.18	4.81
Subtotal			8.00000				666.63	637.82	28.81

Annual Statement Information

Account Number: 1549-3933
 Command Account Number: 9078714776
 DONANT FOUNDATION
 SYSTEMATIC MID VALUE
 For Banking Inquiries call: 1-888-215-3904

FEB 14 2012

Realized Gain/Loss

Short Term Description	Continued	Noncovered	Share Quantity	Adjusted Price/Original Price	Date Acquired	Close Date	Proceeds	Adjusted Cost/Original Cost	Gain or Loss Amount
FAIRCHILD SEMICON INTL			27.00000	19.8985	04/25/11	06/14/11	428.85	537.26	-108.41
CL A			13.00000	20.5968	04/28/11	06/14/11	206.49	267.76	-61.27
Subtotal			40.00000				635.34	805.02	-169.68
FINISAR CORPORATION			16.00000	30.8985	01/21/11	04/27/11	426.81	494.38	-67.57
			11.00000	25.8658	03/09/11	04/27/11	293.44	284.52	8.92
Subtotal			27.00000				720.25	778.90	-58.65
HARLEY DAVIDSON INC			4.00000	40.1472	04/13/11	07/06/11	169.27	160.59	8.68
			7.00000	40.1472	04/13/11	12/06/11	266.00	281.04	-15.04
Subtotal			11.00000				435.27	441.63	-6.36
HCP INC		X	9.00000	34.1200	12/15/10	01/28/11	331.07	307.08	23.99
		X	6.00000	34.1200	12/15/10	02/01/11	221.63	204.72	16.91
		X	7.00000	33.9328	12/15/10	02/25/11	258.51	237.53	20.98
				34.1200				238.84	
		X	7.00000	34.1100	12/17/10	02/25/11	258.51	238.77	19.74
				34.2981				240.09	
Subtotal			29.00000				1,069.72	988.10	81.62
HEALTH NET INC		X	11.00000	25.0127	06/07/10	04/12/11	350.65	275.14	75.51
HERTZ GLOBAL HLDGS INC		X	40.00000	10.8491	09/14/10	01/19/11	560.89	433.96	126.93
		X	14.00000	10.9891	09/17/10	01/19/11	196.32	153.85	42.47
		X	6.00000	10.9891	09/17/10	03/16/11	89.04	65.93	23.11
		X	23.00000	10.5993	09/30/10	03/16/11	341.32	243.78	97.54
		X	7.00000	10.3579	10/20/10	03/16/11	103.88	72.51	31.37
		X	6.00000	10.3579	10/20/10	04/15/11	100.49	62.14	38.35
		X	17.00000	12.0645	11/12/10	04/15/11	284.72	205.10	79.62



Annual Statement Information



Account Number: 1549-3933
 Command Account Number: 9078714776
 DONANT FOUNDATION
 SYSTEMATIC MID VALUE
 For Banking Inquiries call: 1-888-215-3904

FEB 14 2012

Realized Gain/Loss

Short Term Description	Continued	Noncovered	Share Quantity	Adjusted Price/Original Price	Date Acquired	Close Date	Proceeds	Adjusted Cost/Original Cost	Gain or Loss Amount
		X	16.00000	12.2978	11/19/10	04/15/11	267.99	196.77	71.22
			129.00000				1,944.65	1,434.04	510.61
Subtotal									
HUNTINGTON BANCSHRES INC									
			71.00000	7.2369	01/14/11	10/27/11	386.27	513.82	-127.55
			38.00000	6.8400	01/20/11	10/27/11	206.73	259.92	-53.19
			38.00000	7.4490	02/04/11	10/27/11	206.73	283.06	-76.33
			32.00000	7.3700	02/09/11	10/27/11	174.09	235.84	-61.75
			36.00000	7.3545	02/11/11	10/27/11	195.86	264.76	-68.90
			42.00000	6.5702	05/20/11	10/27/11	228.50	275.95	-47.45
			30.00000	6.5700	06/30/11	10/27/11	163.22	197.10	-33.88
			20.00000	6.3500	07/12/11	10/27/11	108.82	127.00	-18.18
			307.00000				1,670.22	2,157.45	-487.23
Subtotal									
HUNTSMAN CORP									
		X	26.00000	13.7934	11/05/10	02/17/11	482.70	358.64	124.06
		X	8.00000	13.7934	11/05/10	03/24/11	133.27	110.34	22.93
		X	14.00000	13.8515	11/09/10	03/24/11	233.24	193.93	39.31
		X	5.00000	13.8515	11/09/10	03/28/11	89.31	69.25	20.06
		X	10.00000	13.3034	11/12/10	03/28/11	178.63	133.04	45.59
		X	1.00000	13.3034	11/12/10	04/06/11	18.08	13.30	4.78
		X	9.00000	13.3291	11/15/10	04/06/11	162.75	119.96	42.79
		X	10.00000	13.7665	11/22/10	04/06/11	180.85	137.67	43.18
		X	6.00000	15.7000	12/23/10	12/23/11	58.58	94.20	-35.62
			89.00000				1,537.41	1,230.33	307.08
Subtotal									
INTUIT INC									
		X	9.00000	46.0628	10/11/10	01/03/11	453.76	414.57	39.19
		X	1.00000	46.0628	10/11/10	01/05/11	49.32	46.06	3.26
		X	9.00000	47.6173	10/25/10	01/05/11	443.92	428.56	15.36
			19.00000				947.00	889.19	57.81
Subtotal									

Annual Statement Information

Account Number: 1549-3933
 Command Account Number: 9078714776
 DONANT FOUNDATION
 SYSTEMATIC MID VALUE
 For Banking Inquiries call: 1-888-215-3904

FEB 14 2012

Realized Gain/Loss

Short Term Description	Continued	Noncovered	Share Quantity	Adjusted Price/Original Price	Date Acquired	Close Date	Proceeds	Adjusted Cost/Original Cost	Gain or Loss Amount
INVESCO PLC		X	16.00000	20.8398	09/16/10	06/28/11	361.66	333.44	28.22
		X	11.00000	20.8398	09/16/10	06/28/11	250.09	229.24	20.85
Subtotal			27.00000				611.75	562.68	49.07
MACY'S INC		X	18.00000	24.9491	11/04/10	10/20/11	532.04	449.09	82.95
		X	10.00000	24.9491	11/04/10	11/04/11	312.20	249.48	62.72
		X	6.00000	24.9576	11/15/10	11/04/11	187.32	149.75	37.57
		X	1.00000	25.8033	11/23/10	11/04/11	31.23	25.81	5.42
Subtotal			35.00000				1,062.79	874.13	188.66
MANITOWOC COMPANY INC			19.00000	22.7971	04/05/11	06/20/11	286.25	433.14	-146.89
			8.00000	22.0313	04/07/11	06/20/11	120.54	176.25	-55.71
Subtotal			27.00000				406.79	609.39	-202.60
MARSH AND MC LENNAN COMPANIES INC			24.00000	30.7158	03/14/11	12/19/11	727.98	737.18	-9.20
			4.00000	29.7651	03/16/11	12/19/11	121.34	119.07	2.27
Subtotal			28.00000				849.32	856.25	-6.93
MCDERMOTT INTL INC		X	23.00000	17.5227	11/22/10	02/24/11	513.52	403.02	110.50
		X	4.00000	17.5227	11/22/10	05/17/11	80.58	70.09	10.49
		X	10.00000	18.1497	11/29/10	05/17/11	201.46	181.50	19.96
		X	24.00000	19.9433	12/10/10	05/17/11	483.51	478.64	4.87
			9.00000	20.0850	01/21/11	05/17/11	181.32	180.77	0.55
Subtotal			70.00000				1,460.39	1,314.02	146.37
METROPCS COMMUNICATIONS INC			38.00000	13.3438	01/06/11	08/04/11	344.80	507.06	-162.26
			14.00000	16.2648	03/30/11	08/04/11	127.04	227.71	-100.67
Subtotal			52.00000				471.84	734.77	-262.93



Annual Statement Information



Account Number: 1549-3933
 Command Account Number: 9078714776
 DONANT FOUNDATION
 SYSTEMATIC MID VALUE
 For Banking Inquiries call: 1-888-215-3904

FEB 14 2012

Realized Gain/Loss

Short Term	Continued	Noncovered	Share Quantity	Adjusted Price/ Original Price	Date Acquired	Close Date	Proceeds	Adjusted Cost/ Original Cost	Gain or Loss Amount
MOTOROLA MOBILITY HOLDINGS INC		X	0.07675	25.2769	07/16/10	01/04/11	2.50	1.94	0.56
		X	0.11842	25.6713	07/16/10	01/04/11	3.86	3.04	0.82
		X	4.29825	25.3568	07/16/10	03/16/11	102.72	108.99	-6.27
		X	6.63157	25.6003	07/16/10	03/16/11	158.49	169.77	-11.28
		X	0.03070	26.7101	07/22/10	01/04/11	1.00	0.82	0.18
		X	1.71930	26.5980	07/22/10	03/16/11	41.09	45.73	-4.64
		X	0.06360	26.5723	08/11/10	01/04/11	2.08	1.69	0.39
		X	3.56140	26.5598	08/11/10	03/16/11	85.11	94.59	-9.48
		X	0.03728	26.2876	08/13/10	01/04/11	1.22	0.98	0.24
		X	2.08772	26.3302	08/13/10	03/16/11	49.89	54.97	-5.08
		X	0.04825	28.1865	09/20/10	01/04/11	1.57	1.36	0.21
		X	2.70176	28.1853	09/20/10	03/16/11	64.57	76.15	-11.58
			16.00000	32.0328	01/10/11	03/16/11	382.38	512.52	-130.14
			5.00000	32.1595	01/10/11	03/16/11	119.50	160.80	-41.30
			42.37500				1,015.98	1,233.35	-217.37
Subtotal									
MOTOROLA SOLUTIONS INC		X	4.91228	30.8675	07/16/10	01/10/11	188.90	151.63	37.27
COM NEW		X	7.57894	31.1653	07/16/10	01/10/11	291.46	236.20	55.26
		X	1.96491	32.3832	07/22/10	01/10/11	75.56	63.63	11.93
		X	4.07017	32.3303	08/11/10	01/10/11	156.53	131.59	24.94
		X	2.38596	32.0542	08/13/10	01/10/11	91.76	76.48	15.28
		X	3.08774	34.3099	09/20/10	01/10/11	118.75	105.94	12.81
			0.42857	0.0000	01/07/11	01/07/11	16.17	0.01	16.16
			24.42857				939.13	765.48	173.65
Subtotal									

Annual Statement Information

Account Number: 1549-3933
 Command Account Number: 9078714776
 DONANT FOUNDATION
 SYSTEMATIC MID VALUE
 For Banking Inquiries call: 1-888-215-3904

FEB 14 2012

Realized Gain/Loss

Short Term Description	Continued	Noncovered	Share Quantity	Adjusted Price/Original Price	Date Acquired	Close Date	Proceeds	Adjusted Cost/Original Cost	Gain or Loss Amount
NEWELL RUBBERMAID INC		X	14.00000	16.5898	09/09/10	01/10/11	250.34	232.26	18.08
NISOURCE INC (NEW)		X	9.00000	15.7710	07/09/10	06/16/11	173.93	141.95	31.98
		X	17.00000	15.7710	07/09/10	06/23/11	325.37	268.10	57.27
		X	12.00000	15.7773	07/16/10	06/23/11	229.68	189.33	40.35
Subtotal			38.00000				728.98	599.38	129.60
NU SKIN ENTERPRISES INC		X	5.00000	27.0722	06/04/10	02/25/11	159.63	135.37	24.26
PARKER-HANNIFIN CORP		X	7.00000	64.9978	03/19/10	01/21/11	610.76	454.98	155.78
PEABODY ENERGY CORP			2.00000	67.4196	03/01/11	04/19/11	126.85	134.84	-7.99
			8.00000	65.5571	03/02/11	04/19/11	507.42	524.46	-17.04
			4.00000	67.2678	03/03/11	04/19/11	253.71	269.07	-15.36
			5.00000	68.8151	03/04/11	04/19/11	317.13	344.08	-26.95
			4.00000	67.7248	03/08/11	04/19/11	253.72	270.90	-17.18
Subtotal			23.00000				1,458.83	1,543.35	-84.52
PENTAIR INC		X	8.00000	36.1829	04/12/10	01/26/11	292.28	289.46	2.82
PEPCO HOLDINGS INC		X	23.00000	17.8898	08/18/10	02/04/11	425.07	411.47	13.60
		X	7.00000	17.7498	08/19/10	02/04/11	129.37	124.25	5.12
		X	6.00000	17.7498	08/19/10	02/16/11	111.96	106.50	5.46
		X	10.00000	18.0201	08/23/10	02/16/11	186.61	180.20	6.41
		X	26.00000	19.2632	10/29/10	02/16/11	485.19	500.84	-15.65
Subtotal			72.00000				1,338.20	1,323.26	14.94
PHILLIPS-VAN HEUSEN CORP		X	5.00000	47.7615	07/09/10	04/21/11	342.30	238.81	103.49
PRINCIPAL FINANCIAL GROUP		X	11.00000	32.6599	12/30/10	03/14/11	346.88	359.26	-12.38
			10.00000	33.4736	01/03/11	03/14/11	315.36	334.74	-19.38



Annual Statement Information

Account Number: 1549-3933
 Command Account Number: 9078714776
 DONANT FOUNDATION
 SYSTEMATIC MID VALUE
 For Banking Inquiries call: 1-888-215-3904

FEB 14 2012



Realized Gain/Loss

Short Term Description	Continued	Noncovered	Share Quantity	Adjusted Price/Original Price	Date Acquired	Close Date	Proceeds	Adjusted Cost/Original Cost	Gain or Loss Amount
PROGRESS SOFTWARE CORP									
			21.00000				662.24	694.00	-31.76
			17.82857	29.0598	01/05/11	07/22/11	460.37	518.10	-57.73
			2.17143	29.1768	01/07/11	07/22/11	56.08	63.36	-7.28
			6.74285	29.1768	01/07/11	08/19/11	129.57	196.73	-67.16
			7.42857	29.3112	01/11/11	08/19/11	142.75	217.74	-74.99
			11.88571	29.3124	01/12/11	08/19/11	228.42	348.40	-119.98
			5.94287	29.5940	01/18/11	08/19/11	114.21	175.87	-61.66
			0.50000	0.0000	01/31/11	01/31/11	14.31	0.01	14.30
			6.00000	29.1233	02/24/11	08/19/11	115.31	174.74	-59.43
			58.50000				1,261.02	1,694.95	-433.93
		X	5.00000	14.5557	06/08/10	05/17/11	84.35	72.78	11.57
		X	23.00000	16.0061	07/07/10	05/17/11	388.06	368.14	19.92
			28.00000				472.41	440.92	31.49
RAYTHEON COMPANY									
			5.00000	50.8934	01/18/11	06/14/11	243.32	254.47	-11.15
			5.00000	50.8934	01/18/11	06/16/11	242.96	254.46	-11.50
			6.00000	51.7373	02/17/11	06/16/11	291.56	310.42	-18.86
			16.00000				777.84	819.35	-41.51
		X	8.00000	26.9801	05/18/10	03/03/11	274.40	215.84	58.56
		X	5.00000	26.1191	06/23/10	03/03/11	171.51	130.60	40.91
			10.00000	34.7785	08/16/11	09/29/11	367.33	347.79	19.54
			23.00000				813.24	694.23	119.01
		X	10.00000	37.1971	11/22/10	11/08/11	458.73	371.97	86.76
		X	1.00000	39.7112	11/23/10	11/08/11	45.88	39.72	6.16
			11.00000				504.61	411.69	92.92
			7.00000	76.3568	04/04/11	06/23/11	455.54	534.50	-78.96

Annual Statement Information

Account Number: 1549-3933
 Command Account Number: 9078714776
 DONANT FOUNDATION
 SYSTEMATIC MID VALUE
 For Banking inquiries call: 1-888-215-3904

FEB 14 2012

Realized Gain/Loss

Short Term Description	Continued	Noncovered	Share Quantity	Adjusted Price/Original Price	Date Acquired	Close Date	Proceeds	Adjusted Cost/Original Cost	Gain or Loss Amount
			4 00000	76.7955	04/05/11	06/28/11	265 02	307.18	-42 16
			4 00000	69.8981	04/14/11	06/28/11	265.03	279 59	-14.56
			2 00000	73.8023	04/20/11	06/28/11	132.52	147.61	-15.09
			1.00000	73.8023	04/20/11	07/06/11	72.95	73 80	-0 85
			7.00000	65.1415	05/25/11	07/06/11	510.70	455 99	54.71
			25.00000				1,701.76	1,798.67	-96.91
SPECTRA ENERGY CORP									
			29.00000	26.3931	02/18/11	05/19/11	792.04	765.41	26.63
			2.00000	26.3931	02/18/11	05/24/11	54.16	52.78	1.38
			6.00000	26.1857	02/22/11	05/24/11	162.51	157.11	5.40
			4.00000	25.9876	02/24/11	05/24/11	108 34	103.96	4 38
			9.00000	25 9876	02/24/11	05/31/11	247 44	233 88	13.56
			9 00000	26 8562	04/14/11	05/31/11	247.45	241 71	5.74
			59.00000				1,611.94	1,554.85	57.09
SUPERIOR ENERGY SVCS INC									
		X	13.00000	29.5032	11/12/10	06/28/11	463 22	383.55	79.67
		X	11.00000	29.5032	11/12/10	07/01/11	415.40	324 53	90.87
		X	2 00000	28.8028	11/16/10	07/01/11	75.53	57.61	17.92
			26.00000				954.15	765.69	188.46
SYSICO CORPORATION									
			25.00000	32 3669	05/18/11	08/16/11	696.13	809.17	-113 04
			8.00000	32.2970	05/23/11	08/16/11	222.77	258 38	-35.61
			33.00000				918.90	1,067.55	-148.65
TESORO CORPORATION									
		X	18.00000	12.9679	09/27/10	01/13/11	342.57	233.43	109 14
		X	8.00000	12 9679	09/27/10	02/18/11	201.63	103.74	97 89
		X	13.00000	12.9679	09/27/10	02/24/11	310.58	168 58	142.00
		X	2 00000	12.9679	09/27/10	03/03/11	49.64	25.93	23.71
		X	9.00000	13.3583	10/01/10	03/03/11	223.39	120 23	103.16



Annual Statement Information



Account Number: 1549-3933
 Command Account Number: 9078714776
 DONAMT FOUNDATION
 SYSTEMATIC MID VALUE
 For Banking Inquiries call: 1-888-215-3904

FEB 14 2012

Realized Gain/Loss

Short Term Description	Continued	Noncovered	Share Quantity	Adjusted Price/Original Price	Date Acquired	Close Date	Proceeds	Adjusted Cost/Original Cost	Gain or Loss Amount
		X	7.00000	13.3583	10/01/10	03/04/11	175.23	93.50	81.73
		X	15.00000	13.9545	11/05/10	04/01/11	406.01	209.32	196.69
			72.00000				1,709.05	954.73	754.32
	Subtotal								
UNITED NATURAL FOODS INC		X	3.00000	32.1416	07/16/10	01/03/11	111.00	96.42	14.58
		X	7.00000	32.2673	07/19/10	01/03/11	259.02	225.87	33.15
		X	3.00000	34.7534	08/24/10	01/03/11	111.01	104.26	6.75
	Subtotal		13.00000				481.03	426.55	54.48
UNITED STATIONERS INC		X	3.00000	54.3104	02/16/10	02/11/11	208.50	162.93	45.57
		X	4.00000	29.9239	11/09/10	08/03/11	122.18	119.70	2.48
	Subtotal		7.00000				330.68	282.63	48.05
VIACOM INC CL B		X	8.00000	34.0534	05/11/10	04/13/11	378.61	272.43	106.18
VORNADO REALTY TR REIT		X	8.00000	76.6725	06/24/10	04/01/11	706.53	613.38	93.15
		X	2.00000	76.6883				613.51	
		X	2.00000	85.3050	08/04/10	05/10/11	192.16	170.61	21.55
		X	3.00000	85.3237				170.65	
		X	3.00000	85.3100	08/04/10	05/13/11	285.66	255.93	29.73
		X	3.00000	85.3237				255.97	
		X	2.00000	81.3500	08/12/10	08/03/11	172.37	162.70	9.67
		X	2.00000	81.3571				162.72	
		X	2.00000	88.2550	10/13/10	08/22/11	159.56	176.51	-16.95
		X	2.00000	88.2609				176.52	
		X	4.00000	84.8589	11/10/10	09/28/11	313.00	339.44	-26.44
		X	2.00000	84.4256	11/11/10	09/28/11	156.51	168.85	-12.34
	Subtotal		23.00000				1,985.79	1,887.42	98.37
								1,887.66	


Annual Statement Information

Account Number: 1549-3933
 Command Account Number: 9078714776
 DONANT FOUNDATION
 SYSTEMATIC MID VALUE
 For Banking Inquiries call: 1-888-215-3904

FEB 14 2012

Realized Gain/Loss

Short Term Description	Continued	Noncovered	Share Quantity	Adjusted Price/Original Price	Date Acquired	Close Date	Proceeds	Adjusted Cost/Original Cost	Gain or Loss Amount
WALTER ENERGY INC									
			4.00000	131.2500	03/29/11	07/18/11	474.88	525.00	-50.12
			2.00000	134.2500	03/30/11	07/18/11	237.44	268.50	-31.06
			1.00000	137.5255	04/06/11	07/18/11	118.73	137.53	-18.80
			1.00000	137.5255	04/06/11	07/19/11	120.76	137.52	-16.76
			2.00000	130.8065	04/19/11	07/19/11	241.52	261.61	-20.09
			4.00000	123.6168	05/12/11	08/04/11	325.39	494.47	-169.08
			14.00000				1,518.72	1,824.63	-305.91
Subtotal									
WEIGHT WATCHERS INTL INC									
			5.00000	61.9855	03/18/11	05/18/11	409.50	309.93	99.57
			3.00000	61.9855	03/18/11	05/19/11	248.66	185.95	62.71
			1.00000	62.1514	03/21/11	05/19/11	82.89	62.16	20.73
			3.00000	62.1514	03/21/11	05/26/11	252.27	186.45	65.82
			1.00000	75.4093	05/03/11	05/26/11	84.10	75.41	8.69
			3.00000	75.4093	05/03/11	10/27/11	227.21	226.23	0.98
			2.00000	68.8632	05/06/11	10/27/11	151.48	137.73	13.75
			1.00000	68.8632	05/06/11	10/27/11	76.79	68.86	7.93
			3.00000	71.8720	06/20/11	10/27/11	230.39	215.62	14.77
			1.00000	71.8720	06/20/11	12/01/11	59.30	71.87	-12.57
			5.00000	58.7288	08/19/11	12/01/11	296.53	293.64	2.89
			28.00000				2,119.12	1,833.85	285.27
Subtotal									
WESTERN DIGITAL CORP									
			12.00000	35.7039	06/24/11	10/28/11	324.33	428.45	-104.12
			10.00000	34.9542	06/27/11	10/28/11	270.28	349.54	-79.26
			8.00000	35.6868	06/29/11	11/08/11	220.90	285.49	-64.59
			2.00000	36.9751	07/14/11	11/08/11	55.23	73.96	-18.73
			32.00000				870.74	1,137.44	-266.70
Subtotal									



Annual Statement Information



Account Number: 1549-3933
 Command Account Number: 9078714776
 DONAMT FOUNDATION
 SYSTEMATIC MID VALUE
 For Banking Inquiries call: 1-888-215-3904

FEB 14 2012

Realized Gain/Loss

Short Term	Continued	Noncovered	Share Quantity	Adjusted Price/Original Price	Date Acquired	Close Date	Proceeds	Adjusted Cost/Original Cost	Gain or Loss Amount
WESTERN REFINING INC			26.00000	14.9127	02/04/11	07/25/11	557.63	387.73	169.90
			9.00000	14.9127	02/04/11	11/18/11	109.31	134.21	-24.90
			12.00000	14.9850	02/10/11	11/18/11	145.74	179.82	-34.08
			8.00000	16.5552	02/22/11	11/18/11	97.16	132.44	-35.28
			17.00000	19.0567	04/06/11	11/18/11	206.49	323.97	-117.48
			72.00000				1,116.33	1,158.17	-41.84
XEROX CORP		X	29.00000	11.3556	10/21/10	09/26/11	209.37	329.31	-119.94
ZIMMER HOLDINGS INC			12.00000	58.8046	01/31/11	11/21/11	575.89	705.66	-129.77
			1.00000	58.8046	01/31/11	11/29/11	48.06	58.80	-10.74
			4.00000	60.3962	02/03/11	11/29/11	192.27	241.59	-49.32
			4.00000	60.3962	02/03/11	12/07/11	195.20	241.58	-46.38
			5.00000	60.8182	02/14/11	12/07/11	244.01	304.09	-60.08
			26.00000				1,255.43	1,551.72	-296.29
TOTAL SHORT TERM GAINS OR LOSSES FOR NONCOVERED SECURITIES									
							\$35,401.90	\$30,323.12	\$5,078.78
TOTAL SHORT TERM GAINS OR LOSSES FOR COVERED SECURITIES									
							\$25,238.84	\$29,878.69	-\$4,639.85
Long Term									
AMERICAN WATER WORKS CO		Noncovered	Share Quantity	Adjusted Price/Original Price	Date Acquired	Close Date	Proceeds	Adjusted Cost/Original Cost	Gain or Loss Amount
INC		X	21.00000	22.5746	08/11/10	08/23/11	584.37	474.08	110.29
		X	2.00000	22.5746	08/11/10	10/03/11	58.65	45.14	13.51
		X	13.00000	22.5884	08/12/10	10/03/11	381.23	293.65	87.58
			36.00000				1,024.25	812.87	211.38
AMERIPRISE FINANCIAL			8.00000	36.7876	11/05/09	02/04/11	465.38	294.29	171.09
INC		X							

Annual Statement Information

Account Number: 1549-3933
 Command Account Number: 9078714776
 DONANT FOUNDATION
 SYSTEMATIC MID VALUE
 For Banking Inquiries call: 1-888-215-3904

FEB 14 2012

Realized Gain/Loss

Long Term Description	Continued	Noncovered	Share Quantity	Adjusted Price/Original Price	Date Acquired	Close Date	Proceeds	Adjusted Cost/Original Cost	Gain or Loss Amount
	X		9.00000	38.9875	11/17/09	02/04/11	523.55	350.89	172.66
	X		5.00000	38.7622	12/23/09	02/04/11	290.86	193.81	97.05
Subtotal			22.00000				1,279.79	838.99	440.80
AMERISOURCEBERGEN CORP.	X		1.00000	28.5995	03/18/10	04/29/11	40.40	28.59	11.81
	X		8.00000	29.1587	04/08/10	04/29/11	323.22	233.27	89.95
	X		4.00000	29.5716	04/16/10	04/29/11	161.62	118.29	43.33
	X		4.00000	29.5716	04/16/10	05/10/11	169.08	118.28	50.80
Subtotal			17.00000				694.32	498.43	195.89
ATLAS AIR WORLDWIDE HOLDINGS	X		3.00000	47.5667	09/07/10	09/27/11	115.25	142.70	-27.45
ATMEL CORP.	X		35.00000	8.4699	10/05/10	12/02/11	310.59	296.45	14.14
	X		21.00000	8.2492	10/06/10	12/02/11	186.35	173.23	13.12
	X		19.00000	8.0800	10/06/10	12/02/11	168.61	153.52	15.09
	X		3.00000	8.4506	10/11/10	12/02/11	26.63	25.36	1.27
	X		21.00000	8.4506	10/11/10	12/13/11	172.79	177.45	-4.66
	X		14.00000	9.7300	11/17/10	12/13/11	115.20	136.22	-21.02
Subtotal			113.00000				980.17	962.23	17.94
BIOMED REALTY TRUST INC	X		7.00000	17.7400	04/19/10	04/25/11	131.25	124.18	7.07
	X		13.00000	18.0124	04/22/10	04/25/11	243.77	126.08	7.73
	X		13.00000	18.1569	04/22/10	04/25/11	243.77	236.04	7.73
	X		13.00000	18.4277	04/22/10	04/25/11	243.77	239.56	7.73
Subtotal			20.00000				375.02	360.22	14.80
CENTURYLINK INC	X		0.05247	26.0817	12/21/09	04/01/11	2.17	1.37	0.80
	X		2.60992	26.0817	12/21/09	05/05/11	105.99	68.07	37.92
	X		0.13773	25.9350	12/28/09	04/01/11	5.71	3.57	2.14



Annual Statement Information



Account Number: 1549-3933
 Command Account Number: 9078714776
 DONAMT FOUNDATION
 SYSTEMATIC MID VALUE
 For Banking Inquiries call: 1-888-215-3904

FEB 14 2012

Realized Gain/Loss

Long Term Description	Continued	Noncovered	Share Quantity	Adjusted Price/Original Price	Date Acquired	Close Date	Proceeds	Adjusted Cost/Original Cost	Gain or Loss Amount
		X	6.85106	25.9350	12/28/09	05/05/11	278.25	177.69	100.56
	Subtotal		9.65118				392.12	250.70	141.42
CMS ENERGY CORP		X	7.00000	10.7699	01/15/09	08/19/11	132.49	75.39	57.10
		X	15.00000	11.2360	01/16/09	08/19/11	283.92	168.54	115.38
		X	2.00000	11.7104	01/23/09	08/19/11	37.86	23.43	14.43
	Subtotal		24.00000				454.27	267.36	186.91
DISCOVER FINANCIAL		X	24.00000	14.7498	09/15/09	03/24/11	568.01	353.99	214.02
EASTMAN CHEMICAL CO		X	6.00000	63.6455	03/25/10	06/29/11	597.90	381.87	216.03
FIRST NIAGARA FINL GROUP INC NEW		X	17.00000	12.7265	04/21/09	01/03/11	240.54	216.36	24.18
		X	7.00000	12.7265	04/21/09	01/06/11	98.94	89.08	9.86
		X	21.00000	12.8781	04/23/09	01/06/11	296.84	270.45	26.39
		X	13.00000	12.8781	04/23/09	01/21/11	181.29	167.41	13.88
		X	9.00000	13.2809	05/01/09	01/21/11	125.51	119.53	5.98
		X	3.00000	13.4741	05/04/09	01/21/11	41.84	40.43	1.41
		X	7.00000	13.4741	05/04/09	10/21/11	63.20	94.31	-31.11
		X	8.00000	13.1268	05/05/09	10/21/11	72.23	105.01	-32.78
		X	11.00000	11.8703	06/12/09	10/21/11	99.32	130.57	-31.25
		X	17.00000	11.7756	07/17/09	10/21/11	153.50	200.19	-46.69
		X	3.00000	11.7756	07/17/09	10/26/11	25.85	35.32	-9.47
		X	4.00000	13.1402	08/18/09	10/26/11	34.47	52.56	-18.09
		X	19.00000	12.6269	11/05/09	10/26/11	163.78	239.91	-76.13
		X	18.00000	13.3364	07/23/10	10/26/11	155.16	240.06	-84.90
		X	52.00000	12.0728	10/21/10	10/26/11	448.24	627.79	-179.55
	Subtotal		209.00000				2,200.71	2,628.98	-428.27

Annual Statement Information

Account Number: 1549-3933
 Command Account Number: 9078714776
 DONANT FOUNDATION
 SYSTEMATIC MID VALUE
 For Banking Inquiries call: 1-888-215-3904

FEB 1 2012

Realized Gain/Loss

Long Term Description	Continued	Noncovered	Share Quantity	Adjusted Price/Original Price	Date Acquired	Close Date	Proceeds	Adjusted Cost/Original Cost	Gain or Loss Amount
HARTFORD FINL SVCS GROUP INC		X	17.00000	27.9153	03/18/10	08/24/11	288.12	474.56	-186.44
		X	8.00000	27.0047	03/19/10	08/24/11	135.59	216.04	-80.45
		X	8.00000	28.0227	04/15/10	08/24/11	135.59	224.18	-88.59
		X	4.00000	28.3800	04/20/10	08/24/11	67.80	113.52	-45.72
		X	3.00000	28.3800	04/20/10	11/03/11	52.51	85.14	-32.63
		X	18.00000	26.8808	05/11/10	11/03/11	315.07	483.85	-168.78
		X	5.00000	26.3168	05/18/10	11/03/11	87.52	131.58	-44.06
Subtotal			63.00000				1,082.20	1,728.87	-646.67
HOME PROPERTIES INC		X	9.00000	40.8722	11/10/09	04/27/11	560.76	367.85	192.91
				42.1735				379.57	
		X	4.00000	40.8725	11/10/09	05/10/11	247.75	163.49	84.26
				42.1735				168.69	
		X	3.00000	42.0266	01/27/10	05/13/11	179.80	126.08	53.72
				43.5636				130.70	
Subtotal			16.00000				988.31	657.42	330.89
								678.96	
HUNTSMAN CORP		X	6.00000	13.7665	11/22/10	12/23/11	58.57	82.59	-24.02
		X	15.00000	14.1515	11/29/10	12/23/11	146.42	212.27	-65.85
		X	14.00000	16.5638	12/07/10	12/23/11	136.66	231.89	-95.23
Subtotal			35.00000				341.65	526.75	-185.10
LEAR CORP		X	10.00000	35.3616	02/11/10	07/07/11	542.42	353.62	188.80
		X	4.00000	35.1289	02/12/10	07/07/11	216.97	140.52	76.45
		X	4.00000	37.7874	03/18/10	07/07/11	216.97	151.15	65.82
Subtotal			18.00000				976.36	645.29	331.07
MACY'S INC		X	7.00000	25.8033	11/23/10	12/23/11	224.91	180.62	44.29



Annual Statement Information



Account Number: 1549-3933
 Command Account Number: 9078714776
 DONANT FOUNDATION
 SYSTEMATIC MID VALUE
 For Banking Inquiries call: 1-888-215-3904

FEB 14 2012

Realized Gain/Loss

Long Term Description	Continued	Noncovered	Share Quantity	Adjusted Price/Original Price	Date Acquired	Close Date	Proceeds	Adjusted Cost/Original Cost	Gain or Loss Amount
NEWELL RUBBERMAID INC		X	20.00000	15.5639	09/28/09	01/10/11	357.62	311.28	46.34
NEWFIELD EXPLORATION COMPANY		X	1.00000	35.9994	06/04/09	02/14/11	71.96	35.99	35.97
		X	6.00000	32.3916	06/30/09	02/14/11	431.80	194.35	237.45
		X	3.00000	37.2210	07/29/09	02/14/11	215.91	111.67	104.24
		X	3.00000	37.2210	07/29/09	02/17/11	207.15	111.66	95.49
		X	5.00000	46.6284	10/22/09	02/17/11	345.27	233.14	112.13
		X	5.00000	42.8278	11/06/09	04/05/11	376.52	214.14	162.38
		X	2.00000	42.8278	11/06/09	04/15/11	141.19	85.65	55.54
		X	7.00000	41.2369	12/11/09	04/15/11	494.17	288.66	205.51
Subtotal			32.00000				2,283.97	1,275.26	1,008.71
NU SKIN ENTERPRISES INC		X	8.00000	23.5780	11/02/09	02/09/11	247.58	188.62	58.96
		X	3.00000	25.6062	02/05/10	02/25/11	95.77	76.82	18.95
		X	8.00000	27.0722	06/04/10	11/03/11	406.27	216.57	189.70
Subtotal			19.00000				749.62	482.01	267.61
OIL STATES INTL INC		X	1.00000	36.1932	11/05/09	02/01/11	69.63	36.19	33.44
		X	5.00000	36.7461	11/10/09	02/01/11	348.18	183.73	164.45
		X	2.00000	38.2510	12/18/09	02/01/11	139.28	76.51	62.77
		X	4.00000	38.2510	12/18/09	04/28/11	325.61	153.00	172.61
Subtotal			12.00000				882.70	449.43	433.27
PENTAIR INC		X	4.00000	36.1829	04/12/10	07/06/11	165.48	144.73	20.75
		X	5.00000	36.7769	04/15/10	07/06/11	206.86	183.89	22.97
		X	2.00000	36.7769	04/15/10	12/14/11	68.76	73.55	-4.79
		X	6.00000	37.0084	04/20/10	12/14/11	206.29	222.05	-15.76
		X	8.00000	36.5674	04/28/10	12/14/11	275.06	292.54	-17.48

Annual Statement Information

Account Number: 1549-3933
 Command Account Number: 9078714776
 DONANT FOUNDATION
 SYSTEMATIC MID VALUE
 For Banking Inquiries call: 1-888-215-3904

FEB 14 2012

Realized Gain/Loss

Long Term Description	Continued	Noncovered	Share Quantity	Adjusted Price/Original Price	Date Acquired	Close Date	Proceeds	Adjusted Cost/Original Cost	Gain or Loss Amount
		X	2.00000	37.1995	04/29/10	12/14/11	68.76	74.40	-5.64
		X	4.00000	34.5703	05/05/10	12/14/11	137.53	138.28	-0.75
		X	11.00000	32.3808	10/27/10	12/14/11	378.24	356.19	22.05
			42.00000				1,506.98	1,485.63	21.35
		X	4.00000	43.4525	10/12/09	02/10/11	247.12	173.81	73.31
		X	3.00000	41.7259	11/06/09	02/10/11	185.34	125.18	60.16
		X	1.00000	41.7259	11/06/09	04/21/11	68.45	41.72	26.73
			8.00000				500.91	340.71	160.20
		X	7.00000	47.7615	07/09/10	10/12/11	463.00	334.34	128.66
		X	4.00000	47.7615	07/09/10	10/14/11	269.22	191.05	78.17
		X	3.00000	47.7615	07/09/10	11/03/11	223.15	143.28	79.87
			14.00000				955.37	668.67	286.70
		X	14.00000	13.6195	12/18/09	03/21/11	246.28	190.68	55.60
		X	5.00000	13.6195	12/18/09	05/11/11	84.29	68.10	16.19
		X	6.00000	13.6206	02/16/10	05/11/11	101.16	81.73	19.43
		X	5.00000	13.7000	02/17/10	05/17/11	84.35	68.51	15.84
			30.00000				516.08	409.02	107.06
		X	34.00000	3.8347	12/09/09	01/06/11	253.30	130.38	122.92
				4.1548				141.26	
		X	33.00000	4.0200	12/21/09	01/06/11	245.85	132.66	113.19
				4.3400				143.22	
			67.00000				499.15	263.04	236.11
								284.48	
		X	3.00000	26.1191	06/23/10	09/19/11	112.20	78.35	33.85
		X	10.00000	26.2252	06/29/10	09/19/11	374.04	262.25	111.79



Annual Statement Information



Account Number: 1549-3933
 Command Account Number: 9078714776
 DONANT FOUNDATION
 SYSTEMATIC MID VALUE
 For Banking Inquiries call: 1-888-215-3904

FEB 14 2012

Realized Gain/Loss

Long Term Description	Continued	Noncovered	Share Quantity	Adjusted Price/Original Price	Date Acquired	Close Date	Proceeds	Adjusted Cost/Original Cost	Gain or Loss Amount
SYMANTEC CORP									
		X	4.00000	28.3248	08/20/10	09/29/11	146.92	113.30	33.62
			17.00000				633.16	453.90	179.26
		X	28.00000	16.4523	10/28/10	12/22/11	429.81	460.66	-30.85
		X	11.00000	16.6404	11/02/10	12/22/11	168.85	183.04	-14.19
		X	6.00000	16.3736	11/03/10	12/22/11	92.11	98.25	-6.14
			45.00000				690.77	741.95	-51.18
THE HAIN CELESTIAL GROUP									
		X	3.00000	24.5393	09/08/10	11/22/11	109.36	73.62	35.74
		X	1.00000	24.5393	09/08/10	12/09/11	36.52	24.54	11.98
			4.00000				145.88	98.16	47.72
UNITED STATIONERS INC									
		X	2.00000	60.7928	01/08/10	01/26/11	130.42	121.58	8.84
		X	3.00000	58.4244	01/21/10	01/26/11	195.63	175.28	20.35
		X	1.00000	58.4244	01/21/10	02/11/11	69.50	58.42	11.08
		X	6.00000	28.4748	02/17/10	08/03/11	183.25	170.85	12.40
		X	10.00000	27.3126	08/02/10	08/03/11	305.43	273.13	32.30
			22.00000				884.23	799.26	84.97
VIACOM INC CL B									
		X	12.00000	30.3939	12/14/09	01/28/11	499.79	364.73	135.06
		X	3.00000	30.3939	12/14/09	03/08/11	138.48	91.18	47.30
		X	5.00000	30.3800	12/16/09	03/08/11	230.81	151.90	78.91
		X	5.00000	30.3800	12/16/09	03/09/11	231.48	151.90	79.58
		X	5.00000	30.0400	12/18/09	03/10/11	229.13	150.20	78.93
		X	2.00000	30.0400	12/18/09	03/11/11	90.62	60.08	30.54
		X	6.00000	29.4331	02/01/10	03/11/11	271.88	176.60	95.28
		X	7.00000	29.4331	02/01/10	04/13/11	331.28	206.03	125.25
			45.00000				2,023.47	1,352.62	670.85

Annual Statement Information

Account Number: 1549-3933
 Command Account Number: 9078714776
 DONANT FOUNDATION
 SYSTEMATIC MID VALUE
 For Banking Inquiries call: 1-888-215-3904

FEB 2 1 2012

Realized Gain/Loss

Long Term Description	Continued	Noncovered	Share Quantity	Adjusted Price/Original Price	Date Acquired	Close Date	Proceeds	Adjusted Cost/Original Cost	Gain or Loss Amount
VORNADO REALTY TR REIT		X	1.00000	81.3571	08/12/10	08/22/11	79.78	81.35	-1.57
WHITING PETROLEUM CORP		X	2.00000	16.5618	06/23/09	03/01/11	132.06	33.12	98.94
		X	7.00000	17.4699	06/30/09	03/01/11	462.21	122.29	339.92
		X	3.00000	17.4699	06/30/09	04/14/11	206.01	52.41	153.60
		X	6.00000	23.7476	09/02/09	04/14/11	412.04	142.49	269.55
Subtotal			18.00000				1,212.32	350.31	862.01
WILLIAMS SONOMA INC		X	8.00000	22.4276	01/12/10	08/22/11	237.56	179.42	58.14
		X	8.00000	20.8316	01/15/10	08/22/11	237.56	166.65	70.91
Subtotal			16.00000				475.12	346.07	129.05
WYNDHAM WORLDWIDE CORP		X	3.00000	15.6903	08/13/09	03/16/11	90.76	47.07	43.69
		X	9.00000	14.8937	08/18/09	03/16/11	272.32	134.05	138.27
		X	7.00000	14.8937	08/18/09	03/29/11	217.91	104.25	113.66
		X	10.00000	16.1500	08/25/09	03/29/11	311.30	161.50	149.80
		X	2.00000	20.9618	12/23/09	03/29/11	62.26	41.93	20.33
		X	5.00000	20.9618	12/23/09	03/31/11	159.79	104.81	54.98
		X	2.00000	20.9618	12/23/09	07/13/11	68.19	41.92	26.27
		X	5.00000	21.8106	01/26/10	07/13/11	170.50	109.05	61.45
		X	3.00000	21.0215	01/27/10	07/13/11	102.30	63.07	39.23
		X	5.00000	21.0215	01/27/10	07/15/11	165.61	105.10	60.51
		X	3.00000	20.6204	02/05/10	07/15/11	99.38	61.86	37.52
Subtotal			54.00000				1,720.32	974.61	745.71
XEROX CORP		X	74.00000	7.9439	10/26/09	09/12/11	540.28	587.85	-47.57
		X	17.00000	8.5550	01/04/10	09/12/11	124.12	145.44	-21.32
		X	21.00000	11.0037	04/27/10	09/12/11	153.33	231.08	-77.75



Annual Statement Information

Account Number: 1549-3933
 Command Account Number: 9078714776
 DONAMT FOUNDATION
 SYSTEMATIC MID VALUE
 For Banking Inquiries call: 1-888-215-3904

FEB 14 2012

Realized Gain/Loss

Long Term Description	Continued	Noncovered	Share Quantity	Adjusted Price/Original Price	Date Acquired	Close Date	Proceeds	Adjusted Cost/Original Cost	Gain or Loss Amount	
		X	16.00000	10.5390	05/05/10	09/26/11	115.51	168.62	-53.11	
		X	21.00000	9.6556	08/10/10	09/26/11	151.60	202.77	-51.17	
			149.00000				1,084.84	1,335.76	-250.92	
Subtotal										
TOTAL LONG TERM GAINS OR LOSSES FOR NONCOVERED SECURITIES							\$29,497.53	\$23,456.33	\$6,041.20	
TOTAL LONG TERM GAINS OR LOSSES FOR COVERED SECURITIES							\$0.00	\$23,504.73	\$0.00	\$0.00

SHORT TERM - NON COVERED	\$ 35,401.90	\$ 30,332.23
SHORT TERM - COVERED	25,238.84	29,878.69
LONG TERM - NON COVERED	29,497.53	23,504.73
	<u>90,138.27</u>	<u>83,715.65</u>



2011 ENHANCED SUMMARY

As of Date: 2/03/12



Your Financial Advisor :
 LELAND CRAWFORD
 400 CAPITOL MALL
 STE 1700
 SACRAMENTO CA 95814
 (916) 491-6365

DONANT FOUNDATION
 KAYNE SMALL VALUE
 PO BOX 255009
 SACRAMENTO CA 95865-5009

Account Number: 4405-4282

FEB 13 2012

Year-End Account Summary

This information is NOT provided to the Internal Revenue Service, but is being provided to you for courtesy purposes. Please consult with your Financial Advisor or Tax Advisor regarding specific questions.

The Internal Revenue Service has made changes to Form 1099-B ("Proceeds From Broker and Barter Exchange Transactions") reporting requirements. To ensure consistency between our treatment of reportable and non-reportable accounts, significant modifications to our statements have been made starting with Tax Year 2011. We are providing cost basis information as supplemental information when it is available, to assist you with completing your tax return, however, THIS INFORMATION IS NOT PROVIDED TO THE INTERNAL REVENUE SERVICE. Please consult with your Financial Advisor or Tax Advisor regarding specific questions.

**SHORT TERM GAINS OR LOSSES (Box 8)
 Proceeds from Broker and Barter Exchange Transactions for 2011**

Description (Box 9)	Non-Covered (Box 6)	Share Quantity	Sale Price	Date of Acquisition (Box 1b)	Date of Sale or Exchange (Box 1a)	Proceeds (Box 2)*	Cost or Other Basis (Box 3)	Gain or Loss Amount	Transaction Description
CASS INFORMATION SYSTEMS INC CUSIP 14808P109		0.6000	N/A	12/15/11	12/15/11	21.62	0.01	21.61	CASH IN LIEU
TOTAL SHORT TERM GAINS OR LOSSES FOR COVERED SECURITIES									
							21.62	0.01	21.61

**LONG TERM GAINS OR LOSSES (Box 8)
 Proceeds from Broker and Barter Exchange Transactions for 2011**

Description (Box 9)	Non-Covered (Box 6)	Share Quantity	Sale Price	Date of Acquisition (Box 1b)	Date of Sale or Exchange (Box 1a)	Proceeds (Box 2)*	Cost or Other Basis (Box 3)	Gain or Loss Amount	Transaction Description
ABM INDUSTRIES INC CUSIP 000957100	X	139.0000	21.41330	VARIOUS	12/06/11	2,976.39	3,333.26	-356.87	SALE
BALCHEM CORP CLASS B CUSIP 057665200	X	74.0000	40.70110	09/27/07	09/16/11	3,011.82	1,024.40	1,987.42	SALE
CARBO CERAMICS INC CUSIP 140781105	X	12.0000	117.10240	04/01/09	03/10/11	1,405.20	347.54	1,057.66	SALE
	X	10.0000	149.84810	04/01/09	06/24/11	1,498.45	289.62	1,208.83	SALE
	X	8.0000	141.51410	04/01/09	12/01/11	1,132.08	231.70	900.38	SALE
LANDAUER INC CUSIP 51476K103	X	16.0000	61.97170	09/27/07	07/08/11	991.53	812.16	179.37	SALE
	X	76.0000	50.20300	VARIOUS	11/03/11	3,815.35	4,298.91	-483.56	SALE

2011 ENHANCED SUMMARY

As of Date: 2/03/12

Your Financial Advisor :

LELAND CRAWFORD
400 CAPITOL MALL
STE 1700
SACRAMENTO CA 95814
(916) 491-6365

DONANT FOUNDATION
KAYNE SMALL VALUE
PO BOX 255009
SACRAMENTO CA 95865-5009

FEB 18 2012

Account Number: 4405-4282

Year-End Account Summary

This information is NOT provided to the Internal Revenue Service, but is being provided to you for courtesy purposes. Please consult with your Financial Advisor or Tax Advisor regarding specific questions.

Proceeds from Broker and Barter Exchange Transactions for 2011		Continued			SUPPLEMENTAL INFORMATION			
Description (Box 9)	Non-Covered (Box 6)	Share Quantity	Date of Acquisition (Box 1b)	Date of Sale or Exchange (Box 1a)	Proceeds (Box 2)*	Cost or Other Basis (Box 3)	Gain or Loss Amount	Transaction Description
LIFE PARTNERS HOLDINGS INC	X	173.0000	05/06/10	05/17/11	770.85	2,963.83	-2,192.98	SALE
MATTHEWS INTL CORP CL A	X	61.0000	VARIOUS	01/04/11	2,132.39	2,808.05	-675.66	SALE
MCGRATH RENTCORP CUSIP 580589109	X	196.0000	VARIOUS	02/03/11	5,009.72	6,298.61	-1,288.89	SALE
SUFFOLK BANCORP CUSIP 864739107	X	73.0000	VARIOUS	09/13/11	601.12	2,230.62	-1,629.50	SALE
TEMPUR-PEDIC INTL INC CUSIP 88023U101	X	72.0000	VARIOUS	07/05/11	4,966.93	2,335.44	2,631.49	SALE
TOTAL LONG TERM GAINS OR LOSSES FOR NONCOVERED SECURITIES					28,311.83	26,974.14	1,337.69	

* Box 2 Sales price less commissions and option premiums

\$ 21.62
 \$ 28311.83
 \$ 28,333.45
 \$.01
 \$ 26,974.14
 \$ 26,974.15

SHORT TERM
 LONG TERM



Annual Statement Information

Account Number: 4907-7562
 Command Account Number: 9078716338
 DONANT FOUNDATION
 FRED ALGER SMALL/MID GROWTH
 For Banking Inquiries call: 1-888-215-3904


100.

Realized Gain/Loss

Short Term Description	Continued	Noncovered	Share Quantity	Adjusted Price/Original Price	Date Acquired	Date	Close Date	Proceeds	Adjusted Cost/Original Cost	Gain or Loss Amount
ALEXION PHARMACEUTICALS INC		X	6.00000	40.3859	12/23/10	06/29/11		281.37	242.32	39.05
AMERICAN CAPITAL AGENCY CORP			10.00000	28.8997	06/29/11	10/24/11		284.92	289.00	-4.08
AMERIGROUP CORP		X	3.00000	40.1987	09/24/10	08/12/11		135.26	120.60	14.66
APPLIED MICRO CIRCUITS CORP		X	36.00000	10.4929	06/30/10	03/25/11		361.87	377.74	-15.87
		X	15.00000	10.7880	09/24/10	03/25/11		150.79	161.82	-11.03
Subtotal			51.00000					512.66	539.56	-26.90
ARCH COAL INC		X	14.00000	29.2728	11/15/10	11/01/11		239.17	409.82	-170.65
ATHEROS COMMUNICATIONS		X	6.00000	35.3130	12/20/10	02/14/11		268.23	211.88	56.35
AUXILIUM PHARMACEUTICALS INC			8.00000	23.3299	02/08/11	09/19/11		126.28	186.64	-60.36
BE AEROSPACE INC		X	4.00000	31.1584	03/31/10	03/07/11		135.20	124.63	10.57
BRIGHAM EXPLORATION XXX CO			25.00000	27.0307	06/22/11	12/06/11		912.50	675.76	236.74
BRIGHAM EXPLORATION CO			5.00000	27.0307	06/22/11	09/30/11		130.70	135.16	-4.46
			8.00000	27.0307	06/22/11	11/07/11		290.79	216.25	74.54
Subtotal			13.00000					421.49	351.41	70.08
CADENCE DESIGN SYSTEMS INC			9.00000	9.7397	03/10/11	11/07/11		99.31	87.66	11.65
CARMAX INC		X	8.00000	34.5831	12/08/10	08/09/11		212.63	276.67	-64.04
		X	6.00000	34.5831	12/08/10	09/13/11		160.08	207.49	-47.41
		X	4.00000	34.7559	12/15/10	09/13/11		106.72	139.02	-32.30
			5.00000	32.0638	04/04/11	09/13/11		133.41	160.32	-26.91
Subtotal			23.00000					612.84	783.50	-170.66
CARTER HOLDINGS INC		X	11.00000	33.5469	05/18/10	01/10/11		314.20	369.02	-54.82



Annual Statement Information



Account Number: 4907-7562
 Command Account Number: 9078716338
 DONANT FOUNDATION
 FRED ALGER SMALL/MID GROWTH
 For Banking Inquiries call: 1-888-215-3904

FEB 8 2012

Realized Gain/Loss

Short Term Description	Continued	Noncovered	Share Quantity	Adjusted Price/Original Price	Date Acquired	Close Date	Proceeds	Adjusted Cost/Original Cost	Gain or Loss Amount
		X	5.00000	30.4219	06/10/10	01/10/11	142.83	152.11	-9.28
			16.00000				457.03	521.13	-64.10
Subtotal									
CB RICHARD ELLIS GROUP INC		X	8.00000	14.7276	06/28/10	01/28/11	174.61	117.83	56.78
		X	9.00000	14.7276	06/28/10	06/14/11	216.98	132.55	84.43
		X	4.00000	14.7276	06/28/10	06/24/11	94.14	58.90	35.24
		X	8.00000	16.5899	07/28/10	06/24/11	188.30	132.72	55.58
		X	10.00000	18.0284	09/16/10	06/27/11	236.28	180.28	56.00
		X	7.00000	20.2413	10/13/10	06/27/11	165.41	141.69	23.72
			46.00000				1,075.72	763.97	311.75
Subtotal									
COMMUNITY HEALTH SYS INC NEW		X	3.00000	39.4122	04/15/10	03/28/11	116.64	118.24	-1.60
CONCHO RESOURCES INC		X	1.00000	53.4191	04/13/10	02/01/11	97.42	53.42	44.00
COVENTRY HEALTH CARE INC		X	6.00000	26.3909	11/22/10	10/31/11	192.21	158.35	33.86
CYPRESS SEMICONDUCTOR CORP			7.00000	20.0528	03/25/11	12/22/11	117.60	140.37	-22.77
				20.2322			141.63		
DARDEN RESTAURANTS		X	3.00000	44.8391	10/21/10	04/14/11	141.21	134.52	6.69
			11.00000	51.4433	05/20/11	06/27/11	529.90	565.88	-35.98
			14.00000				671.11	700.40	-29.29
Subtotal									
DECKERS OUTDOOR CORP			1.00000	84.7301	09/06/11	10/31/11	116.97	84.73	32.24
DRIL-QUIP INC			9.00000*	65.2703	06/27/11	09/14/11	548.34	587.43	-39.09
EMERGENCY MEDICAL SERVICES A		X	5.00000	56.6838	06/03/10	03/10/11	317.44	283.41	34.03
		X	3.00000	52.9966	06/08/10	03/18/11	189.48	158.99	30.49
		X	2.00000	51.5670	06/29/10	03/18/11	126.32	103.13	23.19

Annual Statement Information

Account Number: 4907-7562
 Command Account Number: 9078716338
 DONANT FOUNDATION
 FRED ALGER SMALL/MID GROWTH
 For Banking Inquiries call: 1-888-215-3904

FEB 1 6 2012

Realized Gain/Loss

Short Term Description	Continued	Noncovered	Share Quantity	Adjusted Price/Original Price	Date Acquired	Close Date	Proceeds	Adjusted Cost/Original Cost	Gain or Loss Amount
Subtotal			3,00000	52.6000	11/04/10	03/18/11	189.49	157.80	31.69
EXCO RESOURCES INC		X	13,00000				822.73	703.33	119.40
			33,00000	12.9387 12.9787	11/07/11	12/22/11	325.58	426.98 428.30	-101.40
FINISAR CORPORATION		X	4,00000	15.4860	03/23/10	02/11/11	165.01	61.95	103.06
		X	7,00000	15.4860	03/23/10	03/07/11	282.84	108.40	174.44
Subtotal			11,00000				447.85	170.35	277.50
FOCUS MEDIA HOLDING ADR		X	4,00000	20.5480	09/10/10	04/15/11	134.57	82.20	52.37
FOREST OIL CORP NEW			21,00000	14.1542	08/09/11	10/24/11	249.10	297.24	-48.14
GAYLORD ENTERTAINMENT CL A			6,00000	28.4178	06/10/11	09/26/11	113.40	170.51	-57.11
GNC HOLDINGS INC			8,00000	18.8587	04/14/11	10/25/11	200.45	150.87	49.58
GREENHILL & CO INC		X	1,00000	79.6116	11/04/10	08/03/11	41.80	79.61	-37.81
			3,00000	75.6643	02/08/11	08/03/11	125.43	226.99	-101.56
Subtotal			4,00000				167.23	306.60	-139.37
HELMERICH & PAYNE INC		X	13,00000	45.9026	11/22/10	03/30/11	882.02	596.73	285.29
INTERMUNE INC		X	14,00000	36.9467	12/20/10	09/26/11	295.72	517.25	-221.53
			3,00000	37.2671	05/20/11	09/26/11	63.37	111.80	-48.43
Subtotal			17,00000				359.09	629.05	-269.96
INTERPUBLIC GRP CO INC		X	17,00000	10.6194	10/26/10	08/09/11	135.83	180.53	-44.70
		X	16,00000	10.6194	10/26/10	09/21/11	124.68	169.91	-45.23
		X	20,00000	10.7779	12/08/10	09/21/11	155.85	215.56	-59.71
			15,00000	10.9105	01/20/11	09/21/11	116.89	163.66	-46.77
Subtotal			68,00000				533.25	729.66	-196.41
INTL FLAVOR & FRAGRANCES			4,00000	55.6820	09/06/11	12/02/11	214.39	222.73	-8.34



Annual Statement Information



Account Number: 4907-7562
 Command Account Number: 9078716338
 DONANT FOUNDATION
 FRED ALGER SMALL/MID GROWTH
 For Banking Inquiries call: 1-888-215-3904

FEB 16 2012

Realized Gain/Loss

Short Term Description	Continued	Noncovered	Share Quantity	Adjusted Price/Original Price	Date Acquired	Close Date	Proceeds	Adjusted Cost/Original Cost	Gain or Loss Amount
Subtotal									
JANUS CAPITAL GROUP INC			5.00000	55.6820	09/06/11	12/22/11	261.56	278.41	-16.85
JDS UNIPHASE CORP		X	37.00000	13.0899	12/23/10	03/16/11	433.63	501.14	-25.19
		X	8.00000	11.8823	09/14/10	02/11/11	216.02	95.06	120.96
		X	6.00000	11.8823	09/14/10	03/30/11	119.11	71.30	47.81
		X	15.00000	11.8823	09/14/10	04/26/11	296.94	178.24	118.70
		X	9.00000	11.8823	09/14/10	08/15/11	109.61	106.93	2.68
		X	10.00000	12.0992	09/16/10	08/15/11	121.80	120.99	0.81
		X	11.00000	12.6565	10/13/10	08/15/11	133.98	139.22	-5.24
Subtotal			59.00000				997.46	711.74	285.72
KINDRED HEALTHCARE INC			22.00000	24.1954	02/16/11	03/25/11	517.44	532.30	-14.86
LONE PINE RESOURCES INC			0.86219	19.5771	08/09/11	10/03/11	4.83	7.63	-2.80
			12.00000	8.8538	08/09/11	10/19/11	89.52	106.25	-16.73
Subtotal			12.86219				94.35	113.88	-19.53
MCDERMOTT INTL INC		X	10.00000	13.9039	09/16/10	01/31/11	204.60	139.04	65.56
METROPICS COMMUNICATIONS INC			33.00000	15.2081	03/18/11	09/26/11	300.42	501.87	-201.45
			8.00000	16.3361	07/29/11	09/26/11	72.83	130.69	-57.86
Subtotal			41.00000				373.25	632.56	-259.31
NETLOGIC MICROSYSTEMS INC		X	3.00000	33.0811	12/15/10	12/06/11	148.05	99.24	48.81
OPENTABLE INC		X	2.00000	36.3539	03/12/10	01/11/11	159.14	72.71	86.43
		X	3.00000	36.3539	03/12/10	02/08/11	254.50	109.07	145.43
Subtotal			5.00000				413.64	181.78	231.86
PATRIOT COAL CORP			9.00000	24.9773	01/28/11	03/30/11	231.45	224.80	6.65

Annual Statement Information

Account Number: 4907-7562
 Command Account Number: 9078716338
 DONANT FOUNDATION
 FRED ALGER SMALL/MID GROWTH
 For Banking Inquiries call: 1-888-215-3904

FEER 1 6 2012

Realized Gain/Loss

Short Term Description	Continued	Noncovered	Share Quantity	Adjusted Price/Original Price	Date Acquired	Close Date	Proceeds	Adjusted Cost/Original Cost	Gain or Loss Amount
			11.00000	24.9773	01/28/11	09/30/11	96.37	274.75	-178.38
			9.00000	23.2331	03/01/11	09/30/11	78.85	209.10	-130.25
			9.00000	21.6535	06/22/11	09/30/11	78.85	194.88	-116.03
			7.00000	21.5254	06/24/11	09/30/11	61.34	150.68	-89.34
			45.00000				546.86	1,054.21	-507.35
Subtotal									
PETSMART INC		X	6.00000	32.0722	06/22/10	05/20/11	273.20	192.44	80.76
PHARMASSETT INC			2.00000	60.7475	08/12/11	12/02/11	258.12	121.50	136.62
QUICKSILVER RESOURCES INC			8.00000	14.0550	02/08/10	01/28/11	116.91	112.44	4.47
		X	14.00000	14.7067	04/27/10	01/28/11	204.61	205.89	-1.28
			37.00000	14.2894	03/30/11	08/09/11	333.12	528.71	-195.59
			8.00000	14.6606	06/24/11	08/09/11	72.03	117.28	-45.25
			67.00000				726.67	964.32	-237.65
Subtotal									
REGAL-BELOIT CORPORATION			7.00000	71.5501	03/28/11	09/21/11	373.76	500.85	-127.09
			2.00000	73.9355	03/30/11	09/27/11	104.66	147.87	-43.21
			3.00000	74.3592	04/26/11	09/27/11	156.99	223.08	-66.09
			12.00000				635.41	871.80	-236.39
Subtotal									
SAVIENT PHARMACEUTICALS INC		X	7.00000	14.7135	08/10/10	02/25/11	66.18	103.00	-36.82
		X	12.00000	11.8837	12/06/10	02/25/11	113.47	142.61	-29.14
			19.00000				179.65	245.61	-65.96
Subtotal									
SILGAN HOLDINGS INC			10.00000	40.2492	06/27/11	09/16/11	369.73	402.49	-32.76
			3.00000	36.2180	08/11/11	09/16/11	110.93	108.65	2.28
			13.00000				480.66	511.14	-30.48
Subtotal									
SIRIUS XM RADIO INC		X	170.00000	1.0199	07/28/10	06/06/11	365.49	173.39	192.10



Annual Statement Information

Account Number: 4907-7562
 Command Account Number: 9078716338
 DONAMT FOUNDATION
 FRED ALGER SMALL/MID GROWTH
 For Banking Inquiries call: 1-888-215-3904

WELLS FARGO
 ANDY TSC

FEB 16 2011

Realized Gain/Loss

Short Term Description	Continued	Noncovered	Share Quantity	Adjusted Price/Original Price	Date Acquired	Close Date	Proceeds	Adjusted Cost/Original Cost	Gain or Loss Amount
		X	73.00000	1.0199	07/28/10	06/14/11	141.61	74.45	67.16
		X	72.00000	1.0199	07/28/10	06/24/11	144.73	73.43	71.30
		X	31.00000	1.0100	08/16/10	06/24/11	62.32	31.31	31.01
		X	112.00000	1.0100	08/16/10	06/29/11	231.83	113.12	118.71
		X	90.00000	1.1700	09/27/10	06/29/11	186.30	105.30	81.00
			548.00000				1,132.28	571.00	561.28
SM ENERGY CO COM			4.00000	56.9087	01/20/11	08/15/11	317.82	227.64	90.18
			3.00000	56.9087	01/20/11	09/13/11	219.88	170.72	49.16
			1.00000	67.2568	05/09/11	09/13/11	73.30	67.26	6.04
			2.00000	67.2568	05/09/11	11/01/11	149.84	134.51	15.33
			10.00000				760.84	600.13	160.71
SOTHEBY'S		X	5.00000	30.8713	06/10/10	04/04/11	268.17	154.36	113.81
SRA INTERNATIONAL IN-CL									
A			5.00000	20.5170	06/10/10	01/28/11	132.16	102.59	29.57
		X	10.00000	20.5170	06/10/10	03/07/11	256.06	205.17	50.89
		X	5.00000	22.7255	08/05/10	03/07/11	128.03	113.63	14.40
			20.00000				516.25	421.39	94.86
STILLWATER MINING CO		X	24.00000	20.1139	12/10/10	08/09/11	327.97	482.73	-154.76
STR HOLDINGS INC		X	17.00000	24.1674	07/12/10	03/01/11	296.34	410.85	-114.51
		X	4.00000	21.7745	09/24/10	03/01/11	69.73	87.10	-17.37
		X	9.00000	19.5914	11/15/10	03/01/11	156.90	176.32	-19.42
			30.00000				522.97	674.27	-151.30
SUBSEA 7 INC		X	5.00000	20.9914	11/01/10	06/22/11	120.04	104.96	15.08
SPONSORED ADR		X	6.00000	20.9914	11/01/10	06/27/11	139.40	125.95	13.45

Annual Statement Information

Account Number: 4907-7562
 Command Account Number: 9078716338
 DONAMT FOUNDATION
 FRED ALGER SMALL/MID GROWTH
 For Banking Inquiries call: 1-888-215-3904

FEB 16 2011

Realized Gain/Loss

Short Term Description	Continued	Noncovered	Share Quantity	Adjusted Price/Original Price	Date Acquired	Close Date	Proceeds	Adjusted Cost/Original Cost	Gain or Loss Amount
			4.00000	24.5905	01/31/11	06/27/11	92.93	98.36	-5.43
			7.00000	25.1819	03/30/11	06/27/11	162.64	176.27	-13.63
			22.00000				515.01	505.54	9.47
Subtotal									
SYNOPSIS CORP		X	7.00000	22.4989	03/31/10	03/18/11	185.52	157.49	28.03
		X	5.00000	25.1697	11/19/10	03/18/11	132.53	125.85	6.68
Subtotal			12.00000				318.05	283.34	34.71
TENET HEALTHCARE CORP			22.00000	7.2724	03/28/11	09/19/11	101.23	160.00	-58.77
THOMAS & BETTS CORP			3.00000	56.5785	02/11/11	08/03/11	199.39	169.74	-30.35
UNITED CONTINENTAL HOLDINGS INC			8.00000	20.9474	09/09/10	06/14/11	182.73	167.58	15.15
		X	7.00000	20.9474	09/09/10	06/22/11	171.18	146.63	24.55
		X	2.00000	21.7943	09/16/10	06/22/11	48.91	43.59	5.32
		X	4.00000	21.7943	09/16/10	06/27/11	92.91	87.18	5.73
		X	4.00000	27.7672	10/25/10	06/27/11	92.92	111.07	-18.15
		X	6.00000	25.8476	12/10/10	06/27/11	139.38	155.09	-15.71
			7.00000	22.5798	03/07/11	06/27/11	162.61	158.06	4.55
Subtotal			38.00000				890.64	869.20	21.44
UNITED THERAPEUTICS CORP		X	2.00000	55.1045	04/27/10	01/20/11	134.59	110.21	24.38
		X	6.00000	55.1045	04/27/10	04/15/11	397.26	330.63	66.63
		X	2.00000	53.8079	06/10/10	04/15/11	132.43	107.62	24.81
Subtotal			10.00000				664.28	548.46	115.82
US AIRWAYS GROUP INC			62.00000	9.1654	06/27/11	09/06/11	316.83	568.25	-251.42
WALTER ENERGY INC		X	1.00000	74.4871	08/16/10	08/02/11	119.69	74.48	45.21
		X	2.00000	80.6845	09/16/10	08/02/11	239.38	161.37	78.01
			1.00000	135.4899	03/30/11	08/02/11	119.69	135.49	-15.80



Annual Statement Information



Account Number: 4907-7562
 Command Account Number: 9078716338
 DONANT FOUNDATION
 FRED ALGER SMALL/MID GROWTH
 For Banking Inquiries call: 1-888-215-3904

FEB 1 9 2011

Realized Gain/Loss

Short Term Description	Continued	Noncovered	Share Quantity	Adjusted Price/Original Price	Date Acquired	Close Date	Proceeds	Adjusted Cost/Original Cost	Gain or Loss Amount
			2.00000	135.9898	04/26/11	08/02/11	239.38	271.98	-32.60
Subtotal			6.00000				718.14	643.32	74.82
TOTAL SHORT TERM GAINS OR LOSSES FOR COVERED SECURITIES									
							\$10,367.67	\$12,000.05	-\$1,632.38
TOTAL SHORT TERM GAINS OR LOSSES FOR NONCOVERED SECURITIES									
							\$15,951.53	\$12,002.63	<1634.967
								\$14,170.88	\$1,780.65
Long Term									
Description	Noncovered	Share Quantity	Adjusted Price/Original Price	Date Acquired	Close Date	Proceeds	Adjusted Cost/Original Cost	Gain or Loss Amount	
AECOM TECHNOLOGY CORP	X	2.00000	36.2123	10/15/07	09/29/11	35.85	72.42	-36.57	
	X	17.00000	26.1356	02/11/08	09/29/11	304.79	444.31	-139.52	
	X	3.00000	28.9000	03/17/10	09/29/11	53.79	86.70	-32.91	
	X	4.00000	29.5374	03/23/10	09/29/11	71.72	118.15	-46.43	
Subtotal		26.00000				466.15	721.58	-255.43	
ALEXION PHARMACEUTICALS									
INC	X	2.00000	42.0005	09/11/08	01/25/11	168.74	84.00	84.74	
	X	3.00000	21.0002	09/11/08	06/14/11	135.69	63.00	72.69	
	X	2.00000	21.0002	09/11/08	06/23/11	89.76	42.00	47.76	
	X	4.00000	21.0002	09/11/08	06/24/11	178.83	84.00	94.83	
	X	3.00000	21.0002	09/11/08	06/29/11	140.68	63.00	77.68	
Subtotal		14.00000				713.70	336.00	377.70	
AMERIGROUP CORP									
	X	3.00000	23.3666	11/26/08	02/01/11	157.86	70.10	87.76	
	X	3.00000	23.3666	11/26/08	04/27/11	197.24	70.10	127.14	
	X	7.00000	23.3666	11/26/08	08/03/11	333.38	163.56	169.82	
	X	3.00000	34.1773	03/31/10	08/12/11	135.24	102.53	32.71	
	X	3.00000	38.4728	08/10/10	08/12/11	135.24	115.42	19.82	
Subtotal		19.00000				958.96	521.71	437.25	

Annual Statement Information

Account Number: 4907-7562
 Command Account Number: 9078716338
 DONANT FOUNDATION
 FRED ALGER SMALL/MID GROWTH
 For Banking Inquiries call: 1-888-215-3904

188 1 8 2011

Realized Gain/Loss

Long Term Description	Continued	Noncovered	Share Quantity	Adjusted Price/Original Price	Date Acquired	Close Date	Proceeds	Adjusted Cost/Original Cost	Gain or Loss Amount
ATHEROS COMMUNICATIONS		X	9.00000	30.1000	09/28/07	01/11/11	401.55	270.90	130.65
		X	7.00000	30.1000	09/28/07	01/20/11	312.12	210.70	101.42
		X	6.00000	30.1000	09/28/07	02/14/11	268.22	180.60	87.62
Subtotal			22.00000				981.89	662.20	319.69
AUXILIUM PHARMACEUTICALS									
INC		X	9.00000	26.7913	12/18/08	08/03/11	140.50	241.13	-100.63
		X	5.00000	26.7913	12/18/08	09/06/11	79.37	133.95	-54.58
		X	2.00000	36.1521	09/17/09	09/06/11	31.75	72.31	-40.56
		X	1.00000	36.1521	09/17/09	09/19/11	15.78	36.15	-20.37
		X	4.00000	34.5812	03/12/10	09/19/11	63.13	138.33	-75.20
		X	4.00000	25.6912	08/05/10	09/19/11	63.14	102.76	-39.62
Subtotal			25.00000				393.67	724.63	-330.96
BARNES GROUP INC		X	4.00000	17.1000	09/16/10	12/06/11	97.83	68.40	29.43
				17.1799			68.72		
Subtotal							506.96	619.35	-112.39
BE AEROSPACE INC		X	15.00000	41.2900	09/28/07	03/07/11			
BROOKLINE BANCORP INC									
(NEW)		X	24.00000	10.8647	10/30/08	05/13/11	202.65	260.75	-58.10
		X	14.00000	9.6058	03/26/09	05/13/11	118.22	134.48	-16.26
Subtotal			38.00000				320.87	395.23	-74.36
CLARCOR INC		X	3.00000	31.9608	02/13/09	03/21/11	131.27	95.88	35.39
		X	9.00000	31.9608	02/13/09	03/28/11	392.90	287.64	105.26
Subtotal			12.00000				524.17	383.52	140.65
CLEAN HARBORS INC		X	2.00000	32.9785	05/18/10	09/08/11	104.18	65.96	38.22
		X	3.00000	32.9785	05/18/10	12/22/11	189.42	98.94	90.48
Subtotal			5.00000				293.60	164.90	128.70



Annual Statement Information

Account Number: 4907-7562
 Command Account Number: 9078716338
 DONANT FOUNDATION
 FRED ALGER SMALL/MID GROWTH
 For Banking Inquiries call: 1-888-215-3904



FEB 16 2012

Realized Gain/Loss

Long Term Description	Continued	Noncovered	Share Quantity	Adjusted Price/Original Price	Date Acquired	Close Date	Proceeds	Adjusted Cost/Original Cost	Gain or Loss Amount
COMMUNITY HEALTH SYS INC NEW		X	7.00000	36.4029	12/20/07	01/10/11	259.44	254.82	4.62
		X	10.00000	36.4029	12/20/07	03/28/11	388.78	364.02	24.76
Subtotal			17.00000				648.22	618.84	29.38
CONCHO RESOURCES INC		X	5.00000	53.4191	04/13/10	06/24/11	431.00	267.09	163.91
CROWN HOLDINGS INC		X	7.00000	26.5210	01/05/10	07/18/11	257.40	185.65	71.75
		X	4.00000	26.5210	01/05/10	11/07/11	132.60	106.09	26.51
Subtotal			11.00000				390.00	291.74	98.26
DARDEN RESTAURANTS		X	3.00000	43.3729	03/23/10	04/14/11	141.21	130.12	11.09
		X	4.00000	44.6792	03/31/10	04/14/11	188.28	178.72	9.56
Subtotal			7.00000				329.49	308.84	20.65
DOLLAR TREE STORES INC		X	4.00000	25.6744	03/03/09	02/16/11	212.75	102.70	110.05
		X	3.00000	25.6744	03/03/09	05/20/11	186.90	77.03	109.87
		X	6.50000	25.6744	03/03/09	06/30/11	432.62	166.88	265.74
		X	6.00000	28.9666	03/26/09	06/30/11	399.34	173.80	225.54
		X	1.50000	39.4829	03/25/10	06/30/11	99.84	59.22	40.62
Subtotal			21.00000				1,331.45	579.63	751.82
GAYLORD ENTERTAINMENT CL A		X	7.00000	18.2712	12/10/09	05/02/11	244.10	127.91	116.19
		X	5.00000	18.2712	12/10/09	09/06/11	111.38	91.36	20.02
		X	7.00000	18.2712	12/10/09	09/21/11	143.24	127.89	15.35
		X	2.00000	18.2712	12/10/09	09/26/11	37.79	36.54	1.25
		X	5.00000	29.4259	09/16/10	09/26/11	94.50	147.13	-52.63
Subtotal			26.00000				631.01	530.83	100.18
GENESEE & WYOMING INC CL A		X	2.00000	27.1492	05/28/09	12/06/11	121.61	54.30	67.31

Annual Statement Information

Account Number: 4907-7562
 Command Account Number: 9078716338
 DONANT FOUNDATION
 FRED ALGER SMALL/MID GROWTH
 For Banking Inquiries call: 1-888-215-3904

SEP 13 2011

Realized Gain/Loss

Long Term Description	Continued	Noncovered	Share Quantity	Adjusted Price/Original Price	Date Acquired	Close Date	Proceeds	Adjusted Cost/Original Cost	Gain or Loss Amount
GEO GROUP INC		X	9.00000	29.9300	09/28/07	12/16/11	151.76	269.37	-117.61
GREENHILL & CO INC		X	3.00000	63.3744	06/28/10	07/29/11	132.81	190.13	-57.32
		X	5.00000	63.3744	06/28/10	08/03/11	209.02	316.87	-107.85
		X	3.00000	62.6921	06/30/10	08/03/11	125.41	188.08	-62.67
Subtotal			11.00000				467.24	695.08	-227.84
GSI COMMERCE INC		X	38.00000	10.9550	02/13/09	05/09/11	1,104.86	416.29	688.57
IAC/INTERACTIVECORP		X	4.00000	23.0375	03/04/10	07/29/11	167.32	92.16	75.16
		X	5.00000	23.0375	03/04/10	09/30/11	202.43	115.19	87.24
Subtotal			9.00000				369.75	207.35	162.40
ICF INTERNATIONAL INC		X	22.00000	28.0900	04/24/09	03/21/11	450.74	617.98	-167.24
		X	7.00000	26.8519	12/23/09	03/21/11	143.43	187.96	-44.53
Subtotal			29.00000				594.17	805.94	-211.77
ICON PUB LTD CO SPON ADR		X	7.00000	35.9730	10/14/08	02/08/11	152.02	251.80	-99.78
		X	13.00000	24.4548	10/30/08	02/08/11	282.33	317.91	-35.58
Subtotal			20.00000				434.35	569.71	-135.36
IHS INC CL A		X	4.00000	56.1600	09/28/07	02/14/11	331.16	224.64	106.52
INFORMATICA CORP		X	3.00000	16.5160	09/11/08	03/30/11	153.73	49.55	104.18
		X	3.00000	16.5160	09/11/08	04/15/11	158.86	49.55	109.31
		X	6.00000	16.5160	09/11/08	10/19/11	281.54	99.10	182.44
Subtotal			12.00000				594.13	198.20	395.93
ITC HOLDINGS CORP		X	1.00000	50.6399	09/28/07	10/31/11	73.27	50.64	22.63
ITT EDUCATIONAL SERVICES INC		X	3.00000	87.8501	06/20/08	10/13/11	187.59	263.55	-75.96
		X	4.00000	87.8501	06/20/08	11/16/11	231.50	351.40	-119.90
Subtotal			7.00000				419.09	614.95	-195.86



Annual Statement Information



Account Number: 4907-7562
 Command Account Number: 9078716338
DONANT FOUNDATION
FRED ALGER SMALL/MID GROWTH
 For Banking Inquiries call: 1-888-215-3904

FEB 15 2011

Realized Gain/Loss

Long Term Description	Continued	Noncovered	Share Quantity	Adjusted Price/Original Price	Date Acquired	Close Date	Proceeds	Adjusted Cost/Original Cost	Gain or Loss Amount
LIFE TIME FITNESS INC		X	5.00000	20.3526	10/14/08	05/13/11	189.75	101.77	87.98
		X	9.00000	20.3526	10/14/08	05/20/11	324.64	183.16	141.48
		X	5.00000	28.7135	03/12/10	05/20/11	180.36	143.57	36.79
Subtotal			19.00000				694.75	428.50	266.25
LKQ CORP		X	3.00000	17.4963	09/28/07	11/07/11	84.62	52.49	32.13
LOUISIANA PACIFIC CORP		X	39.00000	7.1423	10/09/09	03/18/11	378.07	278.54	99.53
		X	19.00000	7.1210	12/23/09	03/18/11	184.19	135.30	48.89
Subtotal			58.00000				562.26	413.84	148.42
MEDICIS PHARMACEUTICAL CORP CL A NEW									
MYLAN INC		X	6.00000	12.4235	03/20/09	11/07/11	222.89	74.55	148.34
		X	15.00000	13.0452	08/01/08	03/18/11	323.29	195.68	127.61
		X	10.00000	13.0452	08/01/08	03/30/11	228.62	130.44	98.18
		X	13.00000	10.4256	01/07/09	03/30/11	297.21	135.53	161.68
Subtotal			38.00000				849.12	461.65	387.47
NETLOGIC MICROSYSTEMS INC									
		X	5.00000	21.9917	09/15/09	11/07/11	246.50	109.96	136.54
		X	10.00000	21.9917	09/15/09	12/02/11	493.49	219.91	273.58
		X	6.00000	21.9917	09/15/09	12/06/11	296.08	131.94	164.14
Subtotal			21.00000				1,036.07	461.81	574.26
NOVELLUS SYSTEMS INC		X	6.00000	21.4390	11/12/09	03/30/11	222.07	128.64	93.43
		X	5.00000	21.4390	11/12/09	06/10/11	166.15	107.20	58.95
Subtotal			11.00000				388.22	235.84	152.38
OPENTABLE INC		X	1.00000	36.3539	03/12/10	04/26/11	114.11	36.36	77.75
PALL CORP		X	3.00000	26.7310	06/30/09	02/01/11	163.42	80.20	83.22
		X	3.00000	26.7310	06/30/09	03/21/11	171.78	80.19	91.59

Annual Statement Information

Account Number: 4907-7562
 Command Account Number: 9078716338
 DONANT FOUNDATION
 FRED ALGER SMALL/MID GROWTH
 For Banking Inquiries call: 1-888-215-3904

FER 1 5 2009

Realized Gain/Loss

Long Term Description	Continued	Noncovered	Share Quantity	Adjusted Price/Original Price	Date Acquired	Close Date	Proceeds	Adjusted Cost/Original Cost	Gain or Loss Amount
		X	5.00000	26.7310	06/30/09	04/26/11	290.67	133.65	157.02
Subtotal			11.00000				625.87	294.04	331.83
PAREXEL INTL CORP		X	5.00000	20.7100	09/28/07	04/14/11	128.20	103.55	24.65
		X	6.00000	20.7100	09/28/07	09/19/11	125.51	124.26	1.25
		X	8.00000	20.7100	09/28/07	09/21/11	155.35	165.68	-10.33
		X	20.00000	9.7487	01/07/09	09/21/11	388.38	194.97	193.41
Subtotal			39.00000				797.44	588.46	208.98
PERRIGO COMPANY		X	2.00000	32.0059	09/24/09	03/10/11	152.09	64.02	88.07
		X	4.00000	32.0059	09/24/09	06/14/11	338.32	128.02	210.30
		X	2.00000	32.0059	09/24/09	06/23/11	171.81	64.01	107.80
		X	4.00000	32.0059	09/24/09	06/27/11	342.37	128.02	214.35
Subtotal			12.00000				1,004.59	384.07	620.52
PETSMART INC		X	5.00000	32.0722	06/22/10	12/22/11	256.25	160.36	95.89
PHILLIPS-VAN HEUSEN CORP		X	2.00000	40.9301	12/23/09	01/31/11	116.99	81.86	35.13
PLAINS EXPLORATION & PRODUCTION CO		X	13.00000	22.4599	05/07/09	03/01/11	498.65	291.98	206.67
		X	6.00000	22.4599	05/07/09	03/30/11	214.01	134.76	79.25
Subtotal			19.00000				712.66	426.74	285.92
PLATINUM UNDERWRITERS HLDGS		X	3.00000	29.1405	02/13/09	01/25/11	133.82	87.42	46.40
		X	2.00000	29.1405	02/13/09	03/16/11	70.82	58.28	12.54
		X	4.00000	29.2853	06/02/09	03/16/11	141.65	117.14	24.51
		X	3.00000	38.0021	01/05/10	03/16/11	106.25	114.01	-7.76
Subtotal			12.00000				452.54	376.85	75.69
PVH CORP		X	3.00000	40.9301	12/23/09	09/06/11	179.25	122.79	56.46



Annual Statement Information

Account Number: 4907-7562
 Command Account Number: 9078716338
 DONAMT FOUNDATION
 FRED ALGER SMALL/MID GROWTH
 For Banking Inquiries call: 1-888-215-3904



FEB 1 2 2011

Realized Gain/Loss

Long Term Description	Continued	Noncovered	Share Quantity	Adjusted Price/Original Price	Date Acquired	Close Date	Proceeds	Adjusted Cost/Original Cost	Gain or Loss Amount
		X	2.00000	40.9301	12/23/09	12/22/11	137.80	81.86	55.94
			5.00000				317.05	204.65	112.40
Subtotal									
RALCORP HLDGS INC NEW		X	2.00000	60.1193	02/24/09	02/16/11	129.48	120.24	9.24
		X	4.00000	60.1193	02/24/09	06/14/11	344.03	240.48	103.55
			6.00000				473.51	360.72	112.79
Subtotal									
ROCKWOOD HOLDINGS INC		X	4.00000	25.4296	01/08/10	07/13/11	233.17	101.72	131.45
		X	3.00000	25.4296	01/08/10	11/16/11	136.14	76.29	59.85
			7.00000				369.31	178.01	191.30
Subtotal									
ROPER INDS INC NEW		X	3.00000	65.6500	09/28/07	01/20/11	221.36	196.95	24.41
		X	7.00000	65.6500	09/28/07	02/08/11	571.97	459.55	112.42
			10.00000				793.33	656.50	136.83
Subtotal									
SAVIENT PHARMACEUTICALS INC		X	12.00000	15.5559	07/24/09	01/25/11	120.89	186.66	-65.77
		X	9.00000	14.7223	09/24/09	02/25/11	85.09	132.50	-47.41
			21.00000				205.98	319.16	-113.18
Subtotal									
SKYWORKS SOLUTIONS INC		X	8.00000	10.1361	07/02/09	01/25/11	236.61	81.09	155.52
SUBSEA 7 INC SPONSORED ADR		X	8.00000	12.5570	09/28/09	05/09/11	198.07	100.46	97.61
		X	7.00000	12.5570	09/28/09	06/06/11	178.14	87.90	90.24
		X	10.00000	12.5570	09/28/09	06/22/11	240.07	125.55	114.52
			25.00000				616.28	313.91	302.37
Subtotal									
SYNOFYS CORP		X	11.00000	21.4471	01/29/10	03/10/11	297.85	235.92	61.93
		X	7.00000	21.4471	01/29/10	03/18/11	185.52	150.13	35.39
			18.00000				483.37	386.05	97.32
Subtotal									
THORATEC CORPORATION		X	5.00000	20.7550	09/28/07	05/20/11	174.75	103.78	70.97

Annual Statement Information

Account Number: 4907-7562
 Command Account Number: 9078716338
 DONANT FOUNDATION
 FRED ALGER SMALL/MID GROWTH
 For Banking Inquiries call: 1-888-215-3904

REF 1. 10.11

Realized Gain/Loss

Long Term Description	Continued	Noncovered	Share Quantity	Adjusted Price/Original Price	Date Acquired	Close Date	Proceeds	Adjusted Cost/Original Cost	Gain or Loss Amount
TRIMBLE NAVIGATION LTD		X	5.00000	25.6150	02/17/10	03/10/11	234.65	128.08	106.57
TUPPERWARE CORP		X	3.00000	25.6156	10/03/08	04/27/11	191.71	76.85	114.86
VCA ANTECH INC		X	17.00000	25.1709	09/15/09	06/10/11	361.69	427.91	-66.22
		X	8.00000	26.7924	09/29/09	06/10/11	170.22	214.34	-44.12
Subtotal			25.00000				531.91	642.25	-110.34
WASTE CONNECTIONS INC		X	6.00000	21.4965	07/10/08	09/08/11	205.34	128.98	76.36
WILLIAMS SONOMA INC		X	6.00000	21.3910	01/05/10	01/11/11	204.00	128.35	75.65
		X	3.00000	21.3910	01/05/10	10/31/11	114.33	64.18	50.15
Subtotal			9.00000				318.33	192.53	125.80
WOODWARD INC		X	3.00000	20.4066	05/28/09	12/06/11	121.44	61.22	60.22
		X	2.00000	20.4066	05/28/09	12/28/11	80.82	40.82	40.00
Subtotal			5.00000				202.26	102.04	100.22
WRIGHT EXPRESS CORP		X	2.00000	36.8199	09/28/07	12/28/11	109.90	73.64	36.26
TOTAL LONG TERM GAINS OR LOSSES FOR NONCOVERED SECURITIES							\$27,063.03	\$19,726.62	\$7,336.41
TOTAL LONG TERM GAINS OR LOSSES FOR COVERED SECURITIES							\$0.00	\$0.00	\$0.00

\$12,002.63
 14,170.88
 19,726.94
 \$45,900.45
 \$7,481.78
 \$10,367.67
 15,951.53
 27,063.03
 \$53,382.23
 \$19,726.94
 \$0.00
 \$7,336.09

SHORT TERM - COVERED
 SHORT TERM - NON COVERED
 LONG TERM - NON COVERED



Annual Statement Information

Account Number: 2712-4196
 THE DONANT FOUNDATION
 --BRANDES GLOBAL--

FEB 1

Realized Gain/Loss

Short Term	Continued	Noncovered	Share Quantity	Adjusted Price/Original Price	Date Acquired	Close Date	Proceeds	Adjusted Cost/Original Cost	Gain or Loss Amount
INTESA SANPAOLO SPON RTS ADR		X	165.00000	0.0000	07/01/11	07/05/11	118.24	NOT PROVIDED	118.24
MOTOROLA SOLUTIONS INC COM NEW			0.57143	0.0000	01/07/11	01/07/11	21.56	0.01	21.55
SWISS REINS CO CHG SPONSORED ADR		X	40.00000	42.4786	05/04/10	03/22/11	2,236.47	1,699.14	537.33
		X	25.00000	38.8958	05/25/10	03/22/11	1,397.80	972.40	425.40
Subtotal			65.00000				3,634.27	2,671.54	962.73

Long Term	Noncovered	Share Quantity	Adjusted Price/Original Price	Date Acquired	Close Date	Proceeds	Adjusted Cost/Original Cost	Gain or Loss Amount
TELE NORTE LESTE RTS PARTICIPAOES SA SPON ADR REPSTG PFD	X	120.00000	0.0000	04/21/11	04/21/11	0.10	0.01	0.09
TOTAL SHORT TERM GAINS OR LOSSES FOR COVERED SECURITIES						\$3,173.63	\$2,482.75	\$690.88
TOTAL SHORT TERM GAINS OR LOSSES FOR NONCOVERED SECURITIES						\$4,623.53	\$3,268.64	\$1,354.89

For some tax lots complete data is not available. Therefore, you may see N/A in the Proceeds or Gain / Loss column, or Not Provided in the Cost column. In these situations, you should determine the actual cost or proceeds and calculate the Gain / Loss. Please note that in these situations, the totals and subtotals will include any available cost or proceeds, even if the Gain / Loss is marked N/A.


Long Term	Noncovered	Share Quantity	Adjusted Price/Original Price	Date Acquired	Close Date	Proceeds	Adjusted Cost/Original Cost	Gain or Loss Amount
ALCATEL-LUCENT ADR	X	105.00000	14.1400	07/12/04	04/26/11	663.36	1,484.70	-821.34
	X	55.00000	11.9618	08/10/04	04/26/11	347.47	657.90	-310.43
	X	195.00000	11.3900	05/24/05	04/26/11	1,231.96	2,221.05	-989.09
	X	209.84000	14.6004	05/24/05	04/26/11	1,325.72	3,063.75	-1,738.03
	X	96.16000	13.9344	11/08/05	04/26/11	607.53	1,346.40	-738.87
Subtotal		661.00000				4,176.04	8,773.80	-4,597.76
AT & T INC	X	40.00000	23.5600	05/24/05	10/21/11	1,162.92	942.40	220.52
CANON INC ADR REP 5SHS	X	20.00000	39.6244	09/24/08	08/17/11	935.87	792.49	143.38



Annual Statement Information

Account Number: 2712-4196
 THE DONANT FOUNDATION
 --BRANDES GLOBAL--

FEB 17 2012



Realized Gain/Loss

Long Term Description	Continued	Noncovered	Share Quantity	Adjusted Price/ Original Price	Date Acquired	Close Date	Proceeds	Adjusted Cost/ Original Cost	Gain or Loss Amount
CHEVRON CORPORATION		X	10.00000	73.9999	03/16/10	07/22/11	1,090.58	740.00	350.58
		X	10.00000	73.9999	03/16/10	11/08/11	1,080.47	740.00	340.47
Subtotal			20.00000				2,171.05	1,480.00	691.05
DELL INC		X	50.00000	21.2214	08/11/06	06/28/11	801.50	1,061.07	-259.57
		X	50.00000	21.2214	08/11/06	09/13/11	720.57	1,061.07	-340.50
		X	5.00000	21.2214	08/11/06	09/29/11	75.24	106.10	-30.86
		X	70.00000	21.2873	09/22/06	09/29/11	1,053.45	1,490.11	-436.66
		X	150.00000	17.0000	09/22/08	09/29/11	2,257.42	2,550.00	-292.58
Subtotal			325.00000				4,908.18	6,268.35	-1,360.17
DOW CHEMICAL COMPANY		X	125.00000	7.7627	03/20/09	03/21/11	4,617.65	970.34	3,647.31
ERICSSON (LM) TEL-SP ADR									
NEW		X	90.00000	10.8504	02/13/08	07/07/11	1,313.74	976.53	337.21
FIFTH THIRD BANCORP		X	25.00000	35.9200	10/05/05	01/14/11	372.52	898.00	-525.48
		X	65.00000	38.1712	01/30/06	01/14/11	968.57	2,481.13	-1,512.56
		X	50.00000	40.4706	02/09/07	01/14/11	745.07	2,023.53	-1,278.46
Subtotal			140.00000				2,086.16	5,402.66	-3,316.50
GLAXOSMITHKLINE PLC-ADR		X	20.00000	40.0700	07/12/04	10/06/11	840.03	801.40	38.63
INTEL CORP		X	40.00000	19.6623	03/17/06	09/26/11	874.38	786.49	87.89
		X	35.00000	19.6623	03/17/06	10/18/11	815.35	688.17	127.18
		X	15.00000	19.6050	03/29/06	10/18/11	349.44	294.08	55.36
		X	55.00000	19.6050	03/29/06	11/16/11	1,393.59	1,078.27	315.32
		X	20.00000	18.6939	09/24/08	11/16/11	506.76	373.88	132.88
Subtotal			165.00000				3,939.52	3,220.89	718.63
KROGER COMPANY COMMON		X	35.00000	20.5655	09/25/09	12/19/11	825.29	719.80	105.49

Annual Statement Information

Account Number: 2712-4196
 THE DONANT FOUNDATION
 --BRANDES GLOBAL--

FEB 17 2012

Realized Gain/Loss

Long Term Description	Continued	Noncovered	Share Quantity	Adjusted Price/Original Price	Date Acquired	Close Date	Proceeds	Adjusted Cost/Original Cost	Gain or Loss Amount
MOTOROLA MOBILITY HOLDINGS INC		X	1.85107	57.4407	07/30/07	01/04/11	60.94	106.32	-45.38
		X	0.02393	57.4407	07/30/07	01/04/11	0.78	1.37	-0.59
		X	27.14893	24.4478	07/25/08	01/04/11	893.75	663.73	230.02
		X	0.35106	24.4478	07/25/08	01/04/11	11.44	8.58	2.86
Subtotal			29.37499				966.91	780.00	186.91
MOTOROLA SOLUTIONS INC COM NEW		X	2.10638	68.6994	07/30/07	03/04/11	84.37	147.22	-62.85
		X	30.89362	29.2398	07/25/08	03/04/11	1,237.50	918.97	318.53
Subtotal			33.00000				1,321.87	1,066.19	255.68
NOKIA CORP SPONSORED ADR		X	145.00000	19.8659	09/16/08	10/12/11	925.91	2,880.56	-1,954.65
		X	115.00000	17.2600	10/21/08	10/12/11	734.36	1,984.90	-1,250.54
Subtotal			260.00000				1,660.27	4,865.46	-3,205.19
PFIZER INCORPORATED		X	25.00000	28.7700	05/24/05	05/16/11	527.24	719.25	-192.01
		X	15.00000	27.0729	07/13/05	05/16/11	316.35	406.10	-89.75
		X	30.00000	27.0729	07/13/05	05/31/11	634.73	812.18	-177.45
		X	35.00000	26.2535	09/07/05	05/31/11	740.53	918.87	-178.34
		X	5.00000	21.6491	11/23/05	05/31/11	105.79	108.25	-2.46
		X	20.00000	21.6491	11/23/05	05/31/11	423.16	432.99	-9.83
		X	45.00000	21.6491	11/23/05	12/16/11	958.66	974.21	-15.55
Subtotal			175.00000				3,706.46	4,371.85	-665.39
REGIONS FINANCIAL CORP (NEW)		X	110.00000	11.3282	10/21/08	03/03/11	840.44	1,246.10	-405.66
SAFEWAY INC NEW		X	30.00000	23.5300	07/12/04	05/25/11	727.56	705.90	21.66
		X	10.00000	23.5300	07/12/04	05/26/11	242.37	235.30	7.07



Account Number: 2712-4196
 THE DONANT FOUNDATION
 --BRANDES GLOBAL--

FEB 17 2012

Realized Gain/Loss

Long Term Description	Continued	Noncovered	Share Quantity	Adjusted Price/Original Price	Date Acquired	Close Date	Proceeds	Adjusted Cost/Original Cost	Gain or Loss Amount
Subtotal			40.00000				969.93	941.20	28.73
SUNTRUST BANKS INC		X	35.00000	43.3200	09/02/08	01/03/11	1,052.59	1,516.20	-463.61
		X	35.00000	18.9947	10/30/09	01/03/11	1,052.59	664.81	387.78
Subtotal			70.00000				2,105.18	2,181.01	-75.83
SWISS REINS CO CHG									
SPONSORED ADR		X	30.00000	40.3806	02/09/10	03/22/11	1,677.35	1,211.42	465.93
TELEFONOS DE MEXICO SA									
SPON ADR REPSTG SH ORD L		X	70.00000	9.8498	05/24/05	10/12/11	1,099.90	689.49	410.41
TEXAS INSTRUMENTS INC									
		X	80.00000	21.8810	09/18/08	03/04/11	2,913.49	1,750.48	1,163.01
		X	20.00000	21.8810	09/18/08	04/15/11	698.98	437.62	261.36
		X	70.00000	16.8500	10/21/08	04/15/11	2,446.46	1,179.50	1,266.96
Subtotal			170.00000				6,058.93	3,367.60	2,691.33
VALERO ENERGY CORP NEW									
(VALERO REFG & MKTING)		X	40.00000	16.5000	12/01/08	03/31/11	1,200.87	660.00	540.87
		X	15.00000	16.5000	12/01/08	04/01/11	451.22	247.50	203.72
		X	25.00000	18.4553	09/01/09	04/01/11	752.05	461.38	290.67
		X	5.00000	19.7676	10/27/09	04/01/11	150.41	98.84	51.57
Subtotal			85.00000				2,554.55	1,467.72	1,086.83
VERIZON COMMUNICATIONS									
COM		X	25.00000	31.9270	07/12/04	01/04/11	920.98	798.19	122.79
		X	15.00000	31.9270	07/12/04	04/27/11	574.51	478.90	95.61
		X	60.00000	31.5234	05/24/05	04/27/11	2,298.07	1,891.41	406.66
		X	45.00000	30.4476	09/17/08	04/27/11	1,723.56	1,370.15	353.41
Subtotal			145.00000				5,517.12	4,538.65	978.47

TOTAL LONG TERM GAINS OR LOSSES FOR COVERED SECURITIES \$0.00
 TOTAL LONG TERM GAINS OR LOSSES FOR NONCOVERED SECURITIES \$55,455.36

SHORT TERM - COVERED \$ 3,173.63
 SHORT TERM - NON COVERED 4,623.53
 LONG TERM - NON COVERED 55,455.36
 \$ 63,252.52
 \$ 2,482.75
 3,268.64
 57,075.35
 \$ 62,826.74