



See a Social Security Number? Say Something!  
Report Privacy Problems to <https://public.resource.org/privacy>  
Or call the IRS Identity Theft Hotline at 1-800-908-4490





See a Social Security Number? Say Something!  
Report Privacy Problems to <https://public.resource.org/privacy>  
Or call the IRS Identity Theft Hotline at 1-800-908-4490



Return of Private Foundation  
or Section 4947(a)(1) Nonexempt Charitable Trust  
Treated as a Private Foundation

2011

Note The foundation may be able to use a copy of this return to satisfy state reporting requirements.

For calendar year 2011 or tax year beginning

, and ending

Name of foundation <b>THE GERTRUDE C. FORD FOUNDATION, INC.</b>		A Employer identification number <b>64-0804548</b>
Number and street (or P.O. box number if mail is not delivered to street address) <b>P.O. BOX 13100</b>	Room/suite	B Telephone number <b>601 - 713-2300</b>
City or town, state, and ZIP code <b>JACKSON, MS 39236-3100</b>		C If exemption application is pending, check here <input type="checkbox"/>
G Check all that apply: <input type="checkbox"/> Initial return <input type="checkbox"/> Final return <input type="checkbox"/> Address change <input type="checkbox"/> Initial return of a former public charity <input type="checkbox"/> Amended return <input type="checkbox"/> Name change		D 1 Foreign organizations, check here <input type="checkbox"/> 2. Foreign organizations meeting the 85% test, check here and attach computation <input type="checkbox"/>
H Check type of organization: <input checked="" type="checkbox"/> Section 501(c)(3) exempt private foundation <input type="checkbox"/> Section 4947(a)(1) nonexempt charitable trust <input type="checkbox"/> Other taxable private foundation		E If private foundation status was terminated under section 507(b)(1)(A), check here <input type="checkbox"/>
I Fair market value of all assets at end of year (from Part II, col. (c), line 16) <b>\$ 49,799,488.</b>	J Accounting method: <input checked="" type="checkbox"/> Cash <input type="checkbox"/> Accrual <input type="checkbox"/> Other (specify) _____	F If the foundation is in a 60-month termination under section 507(b)(1)(B), check here <input type="checkbox"/>

Part I Analysis of Revenue and Expenses (The total of amounts in columns (b), (c), and (d) may not necessarily equal the amounts in column (a))		(a) Revenue and expenses per books	(b) Net investment income	(c) Adjusted net income	(d) Disbursements for charitable purposes (cash basis only)
1 Contributions, gifts, grants, etc., received				N/A	
2 Check <input checked="" type="checkbox"/> if the foundation is not required to attach Sch. B					
3 Interest on savings and temporary cash investments					
4 Dividends and interest from securities		1,284,437.	1,284,437.		STATEMENT 1
5a Gross rents					
b Net rental income or (loss)					
6a Net gain or (loss) from sale of assets not on line 10		<116,565.>			
b Gross sales price for all assets on line 6a		42,660,082.			
7 Capital gain net income (from Part IV, line 2)					
8 Net short-term capital gain					
9 Income modifications					
10a Gross sales less returns and allowances					
b Less Cost of goods sold					
c Gross profit or (loss)					
11 Other income					
12 Total. Add lines 1 through 11		1,167,872.	1,284,437.		
13 Compensation of officers, directors, trustees, etc		213,600.	85,440.		128,160.
14 Other employee salaries and wages					
15 Pension plans, employee benefits					
16a Legal fees STMT 2		3,893.	1,557.		2,336.
b Accounting fees STMT 3		18,442.	7,377.		11,065.
c Other professional fees STMT 4		202,781.	202,781.		0.
17 Interest					
18 Taxes STMT 5		18,338.	18,338.		0.
19 Depreciation and depletion		503.	503.		
20 Occupancy		16,425.	6,570.		9,855.
21 Travel, conferences, and meetings					
22 Printing and publications					
23 Other expenses STMT 6		14,890.	5,956.		8,964.
24 Total operating and administrative expenses. Add lines 13 through 23		488,872.	328,522.		160,380.
25 Contributions, gifts, grants paid		2,523,200.			2,523,200.
26 Total expenses and disbursements. Add lines 24 and 25		3,012,072.	328,522.		2,683,580.
27 Subtract line 26 from line 12:					
a Excess of revenue over expenses and disbursements		<1,844,200.>			
b Net investment income (if negative, enter -0-)			955,915.		
c Adjusted net income (if negative, enter -0-)				N/A	

Part II Balance Sheets		Attached schedules and amounts in the description column should be for end-of-year amounts only		Beginning of year	End of year	
				(a) Book Value	(b) Book Value	(c) Fair Market Value
Assets	1	Cash - non-interest-bearing		2,048.	2,050.	2,050.
	2	Savings and temporary cash investments		3,952,114.	6,160,529.	6,160,529.
	3	Accounts receivable ▶				
		Less: allowance for doubtful accounts ▶				
	4	Pledges receivable ▶				
		Less: allowance for doubtful accounts ▶				
	5	Grants receivable				
	6	Receivables due from officers, directors, trustees, and other disqualified persons				
	7	Other notes and loans receivable ▶				
		Less: allowance for doubtful accounts ▶				
	8	Inventories for sale or use				
	9	Prepaid expenses and deferred charges				
	10a	Investments - U.S. and state government obligations STMT 7		4,024,318.	3,335,859.	3,436,578.
	b	Investments - corporate stock STMT 8		35,274,571.	32,459,340.	30,997,402.
	c	Investments - corporate bonds STMT 9		4,771,399.	4,300,363.	4,567,147.
11	Investments - land, buildings, and equipment basis ▶					
	Less: accumulated depreciation ▶					
12	Investments - mortgage loans					
13	Investments - other STMT 10		4,575,178.	4,507,258.	4,608,328.	
14	Land, buildings, and equipment: basis ▶ 38,527.					
	Less: accumulated depreciation STMT 11 ▶ 37,772.		1,258.	755.	10,000.	
15	Other assets (describe ▶ STATEMENT 12)		26,922.	17,454.	17,454.	
16	Total assets (to be completed by all filers)		52,627,808.	50,783,608.	49,799,488.	
Liabilities	17	Accounts payable and accrued expenses				
	18	Grants payable				
	19	Deferred revenue				
	20	Loans from officers, directors, trustees, and other disqualified persons				
	21	Mortgages and other notes payable				
	22	Other liabilities (describe ▶)				
	23	Total liabilities (add lines 17 through 22)		0.	0.	
Net Assets or Fund Balances		Foundations that follow SFAS 117, check here ▶ <input checked="" type="checkbox"/>				
		and complete lines 24 through 26 and lines 30 and 31				
	24	Unrestricted		52,627,808.	50,783,608.	
	25	Temporarily restricted				
	26	Permanently restricted				
		Foundations that do not follow SFAS 117, check here ▶ <input type="checkbox"/>				
		and complete lines 27 through 31.				
	27	Capital stock, trust principal, or current funds				
	28	Paid-in or capital surplus, or land, bldg., and equipment fund				
	29	Retained earnings, accumulated income, endowment, or other funds				
30	Total net assets or fund balances		52,627,808.	50,783,608.		
31	Total liabilities and net assets/fund balances		52,627,808.	50,783,608.		

## Part III Analysis of Changes in Net Assets or Fund Balances

1	Total net assets or fund balances at beginning of year - Part II, column (a), line 30 (must agree with end-of-year figure reported on prior year's return)	1	52,627,808.
2	Enter amount from Part I, line 27a	2	<1,844,200.>
3	Other increases not included in line 2 (itemize) ▶	3	0.
4	Add lines 1, 2, and 3	4	50,783,608.
5	Decreases not included in line 2 (itemize) ▶	5	0.
6	Total net assets or fund balances at end of year (line 4 minus line 5) - Part II, column (b), line 30	6	50,783,608.

**Part IV Capital Gains and Losses for Tax on Investment Income**

(a) List and describe the kind(s) of property sold (e.g., real estate, 2-story brick warehouse; or common stock, 200 shs. MLC Co.)	(b) How acquired P - Purchase D - Donation	(c) Date acquired (mo., day, yr.)	(d) Date sold (mo., day, yr.)
1a MERRILL LYNCH ACCT 535-04C57-SCHED ATTACHED	P	VARIOUS	12/31/11
b MERRILL LYNCH ACCT 535-04E33-SCHED ATTACHED	P	VARIOUS	12/31/11
c MERRILL LYNCH ACCT 535-02393-SCHED ATTACHED	P	VARIOUS	12/31/11
d MERRILL LYNCH ACCT 535-02394-SCHED ATTACHED	P	VARIOUS	12/31/11
e			

(e) Gross sales price	(f) Depreciation allowed (or allowable)	(g) Cost or other basis plus expense of sale	(h) Gain or (loss) (e) plus (f) minus (g)
a 1,801,156.		1,809,441.	<8,285.>
b 38,201,830.		38,324,908.	<123,078.>
c 1,506,448.		1,517,031.	<10,583.>
d 1,150,648.		1,125,267.	25,381.
e			

(i) F.M.V. as of 12/31/69	(j) Adjusted basis as of 12/31/69	(k) Excess of col. (i) over col. (j), if any	(l) Gains (Col. (h) gain minus col. (k), but not less than -0-) or Losses (from col. (h))
a			<8,285.>
b			<123,078.>
c			<10,583.>
d			25,381.
e			

2 Capital gain net income or (net capital loss)	<div> <div>If gain, also enter in Part I, line 7</div> <div>If (loss), enter -0- in Part I, line 7</div> </div>	2	<116,565.>
3 Net short-term capital gain or (loss) as defined in sections 1222(5) and (6):	<div> <div>If gain, also enter in Part I, line 8, column (c).</div> <div>If (loss), enter -0- in Part I, line 8</div> </div>	3	N/A

**Part V Qualification Under Section 4940(e) for Reduced Tax on Net Investment Income**

(For optional use by domestic private foundations subject to the section 4940(a) tax on net investment income.)

If section 4940(d)(2) applies, leave this part blank.

Was the foundation liable for the section 4942 tax on the distributable amount of any year in the base period?

☐ Yes ☒ No

If "Yes," the foundation does not qualify under section 4940(e). Do not complete this part.

1 Enter the appropriate amount in each column for each year; see instructions before making any entries.

(a) Base period years Calendar year (or tax year beginning in)	(b) Adjusted qualifying distributions	(c) Net value of noncharitable-use assets	(d) Distribution ratio (col. (b) divided by col. (c))
2010	2,304,183.	48,633,138.	.047379
2009	2,590,093.	46,119,750.	.056160
2008	2,821,755.	54,735,981.	.051552
2007	3,005,029.	59,686,875.	.050347
2006	2,766,208.	57,111,634.	.048435

2 Total of line 1, column (d)	2	.253873
3 Average distribution ratio for the 5-year base period - divide the total on line 2 by 5, or by the number of years the foundation has been in existence if less than 5 years	3	.050775
4 Enter the net value of noncharitable-use assets for 2011 from Part X, line 5	4	51,032,202.
5 Multiply line 4 by line 3	5	2,591,160.
6 Enter 1% of net investment income (1% of Part I, line 27b)	6	9,559.
7 Add lines 5 and 6	7	2,600,719.
8 Enter qualifying distributions from Part XII, line 4	8	2,683,580.

If line 8 is equal to or greater than line 7, check the box in Part VI, line 1b, and complete that part using a 1% tax rate.  
See the Part VI instructions.

**Part VI Excise Tax Based on Investment Income (Section 4940(a), 4940(b), 4940(e), or 4948 - see instructions)**

1a Exempt operating foundations described in section 4940(d)(2), check here <input type="checkbox"/> and enter "N/A" on line 1. Date of ruling or determination letter: _____ (attach copy of letter if necessary-see instructions)			
b Domestic foundations that meet the section 4940(e) requirements in Part V, check here <input checked="" type="checkbox"/> and enter 1% of Part I, line 27b		1	9,559.
c All other domestic foundations enter 2% of line 27b. Exempt foreign organizations enter 4% of Part I, line 12, col. (b).			
2 Tax under section 511 (domestic section 4947(a)(1) trusts and taxable foundations only. Others enter -0-)		2	0.
3 Add lines 1 and 2		3	9,559.
4 Subtitle A (income) tax (domestic section 4947(a)(1) trusts and taxable foundations only. Others enter -0-)		4	0.
5 Tax based on investment income. Subtract line 4 from line 3. If zero or less, enter -0-		5	9,559.
6 Credits/Payments:			
a 2011 estimated tax payments and 2010 overpayment credited to 2011	6a 27,001.		
b Exempt foreign organizations - tax withheld at source	6b		
c Tax paid with application for extension of time to file (Form 8868)	6c		
d Backup withholding erroneously withheld	6d		
7 Total credits and payments. Add lines 6a through 6d	7	27,001.	
8 Enter any penalty for underpayment of estimated tax. Check here <input type="checkbox"/> if Form 2220 is attached	8		
9 Tax due. If the total of lines 5 and 8 is more than line 7, enter amount owed	9		
10 Overpayment. If line 7 is more than the total of lines 5 and 8, enter the amount overpaid	10	17,442.	
11 Enter the amount of line 10 to be: Credited to 2012 estimated tax <input checked="" type="checkbox"/> 17,442. Refunded <input type="checkbox"/>	11	0.	

**Part VII-A Statements Regarding Activities**

	Yes	No
1a During the tax year, did the foundation attempt to influence any national, state, or local legislation or did it participate or intervene in any political campaign?		X
b Did it spend more than \$100 during the year (either directly or indirectly) for political purposes (see instructions for definition)? If the answer is "Yes" to 1a or 1b, attach a detailed description of the activities and copies of any materials published or distributed by the foundation in connection with the activities.		X
c Did the foundation file Form 1120-POL for this year?		X
d Enter the amount (if any) of tax on political expenditures (section 4955) imposed during the year: (1) On the foundation. <input checked="" type="checkbox"/> \$ 0. (2) On foundation managers. <input checked="" type="checkbox"/> \$ 0.		
e Enter the reimbursement (if any) paid by the foundation during the year for political expenditure tax imposed on foundation managers. <input checked="" type="checkbox"/> \$ 0.		
2 Has the foundation engaged in any activities that have not previously been reported to the IRS? If "Yes," attach a detailed description of the activities.		X
3 Has the foundation made any changes, not previously reported to the IRS, in its governing instrument, articles of incorporation, or bylaws, or other similar instruments? If "Yes," attach a conformed copy of the changes		X
4a Did the foundation have unrelated business gross income of \$1,000 or more during the year?		X
b If "Yes," has it filed a tax return on Form 990-T for this year?		
5 Was there a liquidation, termination, dissolution, or substantial contraction during the year? If "Yes," attach the statement required by General Instruction T.		X
6 Are the requirements of section 508(e) (relating to sections 4941 through 4945) satisfied either: • By language in the governing instrument, or • By state legislation that effectively amends the governing instrument so that no mandatory directions that conflict with the state law remain in the governing instrument?	X	
7 Did the foundation have at least \$5,000 in assets at any time during the year? If "Yes," complete Part II, col (c), and Part XV.	X	
8a Enter the states to which the foundation reports or with which it is registered (see instructions) <input checked="" type="checkbox"/> MS		
b If the answer is "Yes" to line 7, has the foundation furnished a copy of Form 990-PF to the Attorney General (or designate) of each state as required by General Instruction G? If "No," attach explanation	X	
9 Is the foundation claiming status as a private operating foundation within the meaning of section 4942(j)(3) or 4942(j)(5) for calendar year 2011 or the taxable year beginning in 2011 (see instructions for Part XIV)? If "Yes," complete Part XIV		X
10 Did any persons become substantial contributors during the tax year? If "Yes," attach a schedule listing their names and addresses		X

N/A

**Part VII-A Statements Regarding Activities** (continued)

11	At any time during the year, did the foundation, directly or indirectly, own a controlled entity within the meaning of section 512(b)(13)? If "Yes," attach schedule (see instructions)	11		X
12	Did the foundation make a distribution to a donor advised fund over which the foundation or a disqualified person had advisory privileges? If "Yes," attach statement (see instructions)	12		X
13	Did the foundation comply with the public inspection requirements for its annual returns and exemption application? Website address ► <u>N/A</u>	13	X	
14	The books are in care of ► <u>ANTHONY T. PAPA</u> Telephone no. ► <u>601-713-2300</u> Located at ► <u>P.O. BOX 13100, JACKSON, MS, JACKSON, MS</u> ZIP+4 ► <u>39236-3100</u>			
15	Section 4947(a)(1) nonexempt charitable trusts filing Form 990-PF in lieu of Form 1041 - Check here and enter the amount of tax-exempt interest received or accrued during the year	15	N/A	
16	At any time during calendar year 2011, did the foundation have an interest in or a signature or other authority over a bank, securities, or other financial account in a foreign country? See the instructions for exceptions and filing requirements for Form TD F 90-22.1. If "Yes," enter the name of the foreign country ►	16	Yes	No
				X

**Part VII-B Statements Regarding Activities for Which Form 4720 May Be Required**

File Form 4720 if any item is checked in the "Yes" column, unless an exception applies.

	Yes	No
1a During the year did the foundation (either directly or indirectly):		
(1) Engage in the sale or exchange, or leasing of property with a disqualified person?	<input type="checkbox"/> Yes <input checked="" type="checkbox"/> No	
(2) Borrow money from, lend money to, or otherwise extend credit to (or accept it from) a disqualified person?	<input type="checkbox"/> Yes <input checked="" type="checkbox"/> No	
(3) Furnish goods, services, or facilities to (or accept them from) a disqualified person?	<input type="checkbox"/> Yes <input checked="" type="checkbox"/> No	
(4) Pay compensation to, or pay or reimburse the expenses of, a disqualified person?	<input checked="" type="checkbox"/> Yes <input type="checkbox"/> No	
(5) Transfer any income or assets to a disqualified person (or make any of either available for the benefit or use of a disqualified person)?	<input type="checkbox"/> Yes <input checked="" type="checkbox"/> No	
(6) Agree to pay money or property to a government official? (Exception. Check "No" if the foundation agreed to make a grant to or to employ the official for a period after termination of government service, if terminating within 90 days.)	<input type="checkbox"/> Yes <input checked="" type="checkbox"/> No	
b If any answer is "Yes" to 1a(1)-(6), did any of the acts fail to qualify under the exceptions described in Regulations section 53.4941(d)-3 or in a current notice regarding disaster assistance (see instructions)? Organizations relying on a current notice regarding disaster assistance check here ► <input type="checkbox"/>	1b	X
c Did the foundation engage in a prior year in any of the acts described in 1a, other than excepted acts, that were not corrected before the first day of the tax year beginning in 2011?	1c	X
2 Taxes on failure to distribute income (section 4942) (does not apply for years the foundation was a private operating foundation defined in section 4942(j)(3) or 4942(j)(5)):		
a At the end of tax year 2011, did the foundation have any undistributed income (lines 6d and 6e, Part XIII) for tax year(s) beginning before 2011? If "Yes," list the years ► _____	<input type="checkbox"/> Yes <input checked="" type="checkbox"/> No	
b Are there any years listed in 2a for which the foundation is <b>not</b> applying the provisions of section 4942(a)(2) (relating to incorrect valuation of assets) to the year's undistributed income? (If applying section 4942(a)(2) to all years listed, answer "No" and attach statement - see instructions.)	N/A	2b
c If the provisions of section 4942(a)(2) are being applied to any of the years listed in 2a, list the years here. ► _____		
3a Did the foundation hold more than a 2% direct or indirect interest in any business enterprise at any time during the year?	<input type="checkbox"/> Yes <input checked="" type="checkbox"/> No	
b If "Yes," did it have excess business holdings in 2011 as a result of (1) any purchase by the foundation or disqualified persons after May 26, 1969; (2) the lapse of the 5-year period (or longer period approved by the Commissioner under section 4943(c)(7)) to dispose of holdings acquired by gift or bequest; or (3) the lapse of the 10-, 15-, or 20-year first phase holding period? (Use Schedule C, Form 4720, to determine if the foundation had excess business holdings in 2011.)	N/A	3b
4a Did the foundation invest during the year any amount in a manner that would jeopardize its charitable purposes?		4a
b Did the foundation make any investment in a prior year (but after December 31, 1969) that could jeopardize its charitable purpose that had not been removed from jeopardy before the first day of the tax year beginning in 2011?		4b
		X

**Part VII-B** Statements Regarding Activities for Which Form 4720 May Be Required (continued)

5a During the year did the foundation pay or incur any amount to:

(1) Carry on propaganda, or otherwise attempt to influence legislation (section 4945(e))?

☐ Yes ☒ No

(2) Influence the outcome of any specific public election (see section 4955); or to carry on, directly or indirectly, any voter registration drive?

☐ Yes ☒ No

(3) Provide a grant to an individual for travel, study, or other similar purposes?

☐ Yes ☒ No

(4) Provide a grant to an organization other than a charitable, etc., organization described in section 509(a)(1), (2), or (3), or section 4940(d)(2)?

☐ Yes ☒ No

(5) Provide for any purpose other than religious, charitable, scientific, literary, or educational purposes, or for the prevention of cruelty to children or animals?

☐ Yes ☒ No

b If any answer is "Yes" to 5a(1)-(5), did any of the transactions fail to qualify under the exceptions described in Regulations section 53.4945 or in a current notice regarding disaster assistance (see instructions)?

N/A

5b

Organizations relying on a current notice regarding disaster assistance check here

☒

c If the answer is "Yes" to question 5a(4), does the foundation claim exemption from the tax because it maintained expenditure responsibility for the grant?

N/A

☐ Yes ☐ No

If "Yes," attach the statement required by Regulations section 53.4945-5(d).

6a Did the foundation, during the year, receive any funds, directly or indirectly, to pay premiums on a personal benefit contract?

☐ Yes ☒ No

6b

b Did the foundation, during the year, pay premiums, directly or indirectly, on a personal benefit contract?

If "Yes" to 6b, file Form 8870.

7a At any time during the tax year, was the foundation a party to a prohibited tax shelter transaction?

☐ Yes ☒ No

7b

b If "Yes," did the foundation receive any proceeds or have any net income attributable to the transaction?

N/A

**Part VIII** Information About Officers, Directors, Trustees, Foundation Managers, Highly Paid Employees, and Contractors

1 List all officers, directors, trustees, foundation managers and their compensation.

(a) Name and address	(b) Title, and average hours per week devoted to position	(c) Compensation (If not paid, enter -0-)	(d) Contributions to employee benefit plans and deferred compensation	(e) Expense account, other allowances
ANTHONY T. PAPA 174 OLYMPIA FIELDS DRIVE JACKSON, MS 39211	MANAGER 25.00	70,800.	0.	0.
LEON E. LEWIS, JR. THE BARRINGTON 45 JACKSON, MS 39206	MANAGER 25.00	70,800.	0.	0.
CHERYLE M. SIMS 30 SUMMERWOOD DRIVE JACKSON, MS 39208	MANAGER 25.00	72,000.	0.	0.

2 Compensation of five highest-paid employees (other than those included on line 1). If none, enter "NONE."

(a) Name and address of each employee paid more than \$50,000	(b) Title, and average hours per week devoted to position	(c) Compensation	(d) Contributions to employee benefit plans and deferred compensation	(e) Expense account, other allowances
NONE				

Total number of other employees paid over \$50,000

0

Form 990-PF (2011)



**Information About Officers, Directors, Trustees, Foundation Managers, Highly Paid Employees, and Contractors** *(continued)*

**3 Five highest-paid independent contractors for professional services. If none, enter "NONE."**

[illegible]

**Total number of others receiving over \$50,000 for professional services**

0

<b>Part IX-A</b>	<b>Summary of Direct Charitable Activities</b>
------------------	------------------------------------------------

List the foundation's four largest direct charitable activities during the tax year. Include relevant statistical information such as the number of organizations and other beneficiaries served, conferences convened, research papers produced, etc.

## Expenses

1	N/A	
2		
3		
4		

<b>Part IX-B</b>	<b>Summary of Program-Related Investments</b>
------------------	-----------------------------------------------

Describe the two largest program-related investments made by the foundation during the tax year on lines 1 and 2.

Amount

1	N/A	
2		
All other program-related investments. See instructions.		
3		

**Total. Add lines 1 through 3**

0.

Form **990-PF** (2011)

**Part X** Minimum Investment Return (All domestic foundations must complete this part. Foreign foundations, see instructions.)

1	Fair market value of assets not used (or held for use) directly in carrying out charitable, etc., purposes:		
a	Average monthly fair market value of securities	1a	47,365,382.
b	Average of monthly cash balances	1b	4,433,960.
c	Fair market value of all other assets	1c	10,000.
d	Total (add lines 1a, b, and c)	1d	51,809,342.
e	Reduction claimed for blockage or other factors reported on lines 1a and 1c (attach detailed explanation)	1e	0.
2	Acquisition indebtedness applicable to line 1 assets	2	0.
3	Subtract line 2 from line 1d	3	51,809,342.
4	Cash deemed held for charitable activities. Enter 1 1/2% of line 3 (for greater amount, see instructions)	4	777,140.
5	Net value of noncharitable-use assets. Subtract line 4 from line 3. Enter here and on Part V, line 4	5	51,032,202.
6	Minimum investment return. Enter 5% of line 5	6	2,551,610.

**Part XI** Distributable Amount (see instructions) (Section 4942(j)(3) and (j)(5) private operating foundations and certain foreign organizations check here ☐ and do not complete this part.)

1	Minimum investment return from Part X, line 6	1	2,551,610.
2a	Tax on investment income for 2011 from Part VI, line 5	2a	9,559.
b	Income tax for 2011. (This does not include the tax from Part VI.)	2b	
c	Add lines 2a and 2b	2c	9,559.
3	Distributable amount before adjustments. Subtract line 2c from line 1	3	2,542,051.
4	Recoveries of amounts treated as qualifying distributions	4	0.
5	Add lines 3 and 4	5	2,542,051.
6	Deduction from distributable amount (see instructions)	6	0.
7	Distributable amount as adjusted. Subtract line 6 from line 5. Enter here and on Part XIII, line 1	7	2,542,051.

**Part XII** Qualifying Distributions (see instructions)

1	Amounts paid (including administrative expenses) to accomplish charitable, etc., purposes:		
a	Expenses, contributions, gifts, etc. - total from Part I, column (d), line 26	1a	2,683,580.
b	Program-related investments - total from Part IX-B	1b	0.
2	Amounts paid to acquire assets used (or held for use) directly in carrying out charitable, etc., purposes	2	
3	Amounts set aside for specific charitable projects that satisfy the:		
a	Suitability test (prior IRS approval required)	3a	
b	Cash distribution test (attach the required schedule)	3b	
4	Qualifying distributions. Add lines 1a through 3b. Enter here and on Part V, line 8, and Part XIII, line 4	4	2,683,580.
5	Foundations that qualify under section 4940(e) for the reduced rate of tax on net investment income. Enter 1% of Part I, line 27b	5	9,559.
6	Adjusted qualifying distributions. Subtract line 5 from line 4	6	2,674,021.

**Note.** The amount on line 6 will be used in Part V, column (b), in subsequent years when calculating whether the foundation qualifies for the section 4940(e) reduction of tax in those years.

**Part XIII Undistributed Income** (see instructions)

	(a) Corpus	(b) Years prior to 2010	(c) 2010	(d) 2011
<b>1</b> Distributable amount for 2011 from Part XI, line 7				2,542,051.
<b>2</b> Undistributed income, if any, as of the end of 2011				
<b>a</b> Enter amount for 2010 only			0.	
<b>b</b> Total for prior years:		0.		
<b>3</b> Excess distributions carryover, if any, to 2011:				
<b>a</b> From 2006				
<b>b</b> From 2007	35,886.			
<b>c</b> From 2008	103,714.			
<b>d</b> From 2009	299,767.			
<b>e</b> From 2010				
<b>f</b> Total of lines 3a through e	439,367.			
<b>4</b> Qualifying distributions for 2011 from Part XII, line 4: ► \$ 2,683,580.				
<b>a</b> Applied to 2010, but not more than line 2a			0.	
<b>b</b> Applied to undistributed income of prior years (Election required - see instructions)		0.		
<b>c</b> Treated as distributions out of corpus (Election required - see instructions)	0.			
<b>d</b> Applied to 2011 distributable amount				2,542,051.
<b>e</b> Remaining amount distributed out of corpus	141,529.			
<b>5</b> Excess distributions carryover applied to 2011 (If an amount appears in column (d), the same amount must be shown in column (a))	0.			0.
<b>6</b> Enter the net total of each column as indicated below:				
<b>a</b> Corpus Add lines 3f, 4c, and 4e Subtract line 5	580,896.			
<b>b</b> Prior years' undistributed income. Subtract line 4b from line 2b		0.		
<b>c</b> Enter the amount of prior years' undistributed income for which a notice of deficiency has been issued, or on which the section 4942(a) tax has been previously assessed		0.		
<b>d</b> Subtract line 6c from line 6b. Taxable amount - see instructions		0.		
<b>e</b> Undistributed income for 2010. Subtract line 4a from line 2a. Taxable amount - see instr.			0.	
<b>f</b> Undistributed income for 2011. Subtract lines 4d and 5 from line 1. This amount must be distributed in 2012				0.
<b>7</b> Amounts treated as distributions out of corpus to satisfy requirements imposed by section 170(b)(1)(F) or 4942(g)(3)	0.			
<b>8</b> Excess distributions carryover from 2006 not applied on line 5 or line 7	0.			
<b>9</b> Excess distributions carryover to 2012. Subtract lines 7 and 8 from line 6a	580,896.			
<b>10</b> Analysis of line 9:				
<b>a</b> Excess from 2007	35,886.			
<b>b</b> Excess from 2008	103,714.			
<b>c</b> Excess from 2009	299,767.			
<b>d</b> Excess from 2010				
<b>e</b> Excess from 2011	141,529.			

N/A

- ☐ 4942(1)(3) or ☐ 4942(1)(5)

- (4) Gross investment income

[illegible]

**NONE**

**Part XV** Supplementary Information (continued)

<b>3 Grants and Contributions Paid During the Year or Approved for Future Payment</b>				
Recipient Name and address (home or business)	If recipient is an individual, show any relationship to any foundation manager or substantial contributor	Foundation status of recipient	Purpose of grant or contribution	Amount
<b>a Paid during the year</b>				
SEE ATTACHED SCHEDULE	SEE ATTACHED SCHEDULE	SEE ATTACHED SCHEDULE	SEE ATTACHED SCHEDULE	2,523,200.
<b>Total</b>			<b>3a</b>	2,523,200.
<b>b Approved for future payment</b>				
SEE ATTACHED SCHEDULE	SEE ATTACHED SCHEDULE	SEE ATTACHED SCHEDULE	SEE ATTACHED SCHEDULE	7,402,932.
<b>Total</b>			<b>3b</b>	7,402,932.



## Information Regarding Transfers To and Transactions and Relationships With Noncharitable Exempt Organizations







		Yes	No
<b>1</b>	Did the organization directly or indirectly engage in any of the following with any other organization described in section 501(c) of the Code (other than section 501(c)(3) organizations) or in section 527, relating to political organizations?		
<b>a</b>	Transfers from the reporting foundation to a noncharitable exempt organization of:		
	(1) Cash		X
	(2) Other assets		X
<b>b</b>	Other transactions:		
	(1) Sales of assets to a noncharitable exempt organization		X
	(2) Purchases of assets from a noncharitable exempt organization		X
	(3) Rental of facilities, equipment, or other assets		X
	(4) Reimbursement arrangements		X
	(5) Loans or loan guarantees		X
	(6) Performance of services or membership or fundraising solicitations		X
<b>c</b>	Sharing of facilities, equipment, mailing lists, other assets, or paid employees		X
<b>d</b>	If the answer to any of the above is "Yes," complete the following schedule. Column (b) should always show the fair market value of the goods, other assets, or services given by the reporting foundation. If the foundation received less than fair market value in any transaction or sharing arrangement, show in column (d) the value of the goods, other assets, or services received.		

[illegible]

**2a** Is the foundation directly or indirectly affiliated with, or related to, one or more tax-exempt organizations described in section 501(c) of the Code (other than section 501(c)(3)) or in section 527? ☐ Yes ☒ No


b If "Yes," complete the following schedule.		
(a) Name of organization	(b) Type of organization	(c) Description of relationship
N/A		

Under penalties of perjury, I declare that I have examined this return, including accompanying schedules and statements, and to the best of my knowledge and belief, it is true, correct, and complete. Declaration of preparer (other than taxpayer) is based on all information of which preparer has any knowledge.

**Sign Here**      

Signature of officer or trustee Date Title

May the IRS discuss this return with the preparer shown below (see instr.)? ☒ Yes ☐ No

<b>Paid Preparer Use Only</b>	Print/Type preparer's name	Preparer's signature	Date	Check <input type="checkbox"/> if self-employed	PTIN
	DONALD F SUMMERS		5/9/12		P00531568
	Firm's name ▶ SUMMERS, GREEN, & LEROUX, LLP				Firm's EIN ▶ 64-0853461
	Firm's address ▶ 4500 I-55 NORTH, SUITE 213 JACKSON, MS 39211			Phone no. 601-982-0825	





FORM 990-PF	DIVIDENDS AND INTEREST FROM SECURITIES		STATEMENT	1
SOURCE	GROSS AMOUNT	CAPITAL GAINS DIVIDENDS	COLUMN (A) AMOUNT	
MERRILL LYNCH EMA ACCOUNT #04C57 - INTEREST	323,321.	0.	323,321.	
MERRILL LYNCH EMA ACCOUNT #04C57 -DIVIDENDS	8,326.	0.	8,326.	
MERRILL LYNCH EMA ACCOUNT #04E33 - INTEREST	10,589.	0.	10,589.	
MERRILL LYNCH EMA ACCOUNT #04E33-DIVIDEND INCOME	681,433.	0.	681,433.	
MERRILL LYNCH EMA ACCOUNT #535-02393- INTEREST	48,789.	0.	48,789.	
MERRILL LYNCH EMA ACCOUNT 535-02393-DIVIDEND INCOME	77,196.	0.	77,196.	
MERRILL LYNCH EMA ACCOUNT 535-02393-INTEREST PAID	<2,390.>	0.	<2,390.>	
MERRILL LYNCH EMA ACCOUNT 535-02394-DIVIDEND INCOME	71,992.	0.	71,992.	
MERRILL LYNCH EMA ACCOUNT 535-02394-INTEREST INCOME	71,195.	0.	71,195.	
MERRILL LYNCH EMA ACCOUNT 535-02394-INTEREST PAID	<6,014.>	0.	<6,014.>	
TOTAL TO FM 990-PF, PART I, LN 4	1,284,437.	0.	1,284,437.	

FORM 990-PF	LEGAL FEES		STATEMENT	2
DESCRIPTION	(A) EXPENSES PER BOOKS	(B) NET INVEST- MENT INCOME	(C) ADJUSTED NET INCOME	(D) CHARITABLE PURPOSES
LEGAL FEES	3,893.	1,557.		2,336.
TO FM 990-PF, PG 1, LN 16A	3,893.	1,557.		2,336.

FORM 990-PF	ACCOUNTING FEES			STATEMENT	3
DESCRIPTION	(A) EXPENSES PER BOOKS	(B) NET INVEST- MENT INCOME	(C) ADJUSTED NET INCOME	(D) CHARITABLE PURPOSES	
ACCOUNTING FEES	18,442.	7,377.		11,065.	
TO FORM 990-PF, PG 1, LN 16B	18,442.	7,377.		11,065.	

FORM 990-PF	OTHER PROFESSIONAL FEES			STATEMENT	4
DESCRIPTION	(A) EXPENSES PER BOOKS	(B) NET INVEST- MENT INCOME	(C) ADJUSTED NET INCOME	(D) CHARITABLE PURPOSES	
INVESTMENT FEES	202,781.	202,781.		0.	
TO FORM 990-PF, PG 1, LN 16C	202,781.	202,781.		0.	

FORM 990-PF	TAXES			STATEMENT	5
DESCRIPTION	(A) EXPENSES PER BOOKS	(B) NET INVEST- MENT INCOME	(C) ADJUSTED NET INCOME	(D) CHARITABLE PURPOSES	
EXCISE TAX	9,657.	9,657.		0.	
FOREIGN TAXES PAID	8,658.	8,658.		0.	
PROPERTY TAXES	23.	23.		0.	
TO FORM 990-PF, PG 1, LN 18	18,338.	18,338.		0.	

FORM 990-PF	OTHER EXPENSES			STATEMENT	6
DESCRIPTION	(A) EXPENSES PER BOOKS	(B) NET INVEST- MENT INCOME	(C) ADJUSTED NET INCOME	(D) CHARITABLE PURPOSES	
TELEPHONE	1,195.	478.		717.	
INTERNET SERVICE	311.	124.		187.	
INSURANCE	13,072.	5,229.		7,843.	
POSTAGE	198.	79.		119.	
OFFICE EXPENSE	114.	46.		98.	
TO FORM 990-PF, PG 1, LN 23	14,890.	5,956.		8,964.	

FORM 990-PF	U.S. AND STATE/CITY GOVERNMENT OBLIGATIONS			STATEMENT	7
DESCRIPTION	U.S. GOV'T	OTHER GOV'T	BOOK VALUE	FAIR MARKET VALUE	
MERRILL LYNCH EMA ACC. #04C57 - GOVERNMENT SECURITIES	X		1,004,907.	1,037,081.	
MERRILL LYNCH EMA 535-02393-GOVT SECURITIES	X		1,587,760.	1,650,786.	
MERRILL LYNCH EMA 535-02394-GOVT SECURITIES	X		743,192.	748,711.	
TOTAL U.S. GOVERNMENT OBLIGATIONS			3,335,859.	3,436,578.	
TOTAL STATE AND MUNICIPAL GOVERNMENT OBLIGATIONS					
TOTAL TO FORM 990-PF, PART II, LINE 10A			3,335,859.	3,436,578.	

FORM 990-PF	CORPORATE STOCK	STATEMENT	8
DESCRIPTION	BOOK VALUE	FAIR MARKET VALUE	
MERRILL LYNCH EMA ACC. #04E33 - VARIOUS EQUITIES	32,459,340.	30,997,402.	
TOTAL TO FORM 990-PF, PART II, LINE 10B	32,459,340.	30,997,402.	

FORM 990-PF	CORPORATE BONDS	STATEMENT	9
DESCRIPTION	BOOK VALUE	FAIR MARKET VALUE	
MERRILL LYNCH EMA ACC. #04C57 - CORPORATE BONDS	3,053,939.	3,240,802.	
MERRILL LYNCH EMA 535-02394-CORP BONDS	1,246,424.	1,326,345.	
TOTAL TO FORM 990-PF, PART II, LINE 10C	4,300,363.	4,567,147.	

FORM 990-PF	OTHER INVESTMENTS	STATEMENT	10
DESCRIPTION	VALUATION METHOD	BOOK VALUE	FAIR MARKET VALUE
MERRILL LYNCH EMA ACC. #04C57 - VARIOUS CERTIFICATE OF DEPOSITS	COST	1,922,583.	1,993,906.
MERRILL LYNCH EMA 535-02393-MUTUAL FUNDS	COST	1,412,462.	1,418,481.
MERRILL LYNCH EMA 535-02394-MUTUAL FUNDS	COST	1,172,213.	1,195,941.
TOTAL TO FORM 990-PF, PART II, LINE 13		4,507,258.	4,608,328.

FORM 990-PF	DEPRECIATION OF ASSETS NOT HELD FOR INVESTMENT	STATEMENT	11
DESCRIPTION	COST OR OTHER BASIS	ACCUMULATED DEPRECIATION	BOOK VALUE
FAX MACHINE	280.	280.	0.
COPIER	700.	700.	0.
TELEPHONE	100.	100.	0.
OFFICE FURNITURE	14,725.	14,725.	0.
CONFERENCE TABLE	1,627.	1,627.	0.
CREDENZA	1,710.	1,710.	0.
DESK	2,146.	2,146.	0.
OFFICE FURNITURE	2,367.	2,367.	0.
COMPUTER	1,098.	1,098.	0.
PRINTER	1,500.	1,500.	0.
REFRIGERATOR	120.	120.	0.
TABLE	40.	40.	0.
COMPUTER DESK	60.	60.	0.
DESK	1,639.	1,639.	0.
CONSOLE	1,680.	1,680.	0.
OFFICE FURNITURE	1,685.	1,685.	0.
OFFICE FURNITURE -CHAIRS	2,454.	2,454.	0.
OFFICE FURNITURE -LAMP, MIRROR	3,024.	3,024.	0.
EQUIPMENT	1,572.	817.	755.
TOTAL TO FM 990-PF, PART II, LN 14	38,527.	37,772.	755.

FORM 990-PF	OTHER ASSETS		STATEMENT 12
DESCRIPTION	BEGINNING OF YR BOOK VALUE	END OF YEAR BOOK VALUE	FAIR MARKET VALUE
OVERPAID EXCISE TAXES	26,922.	17,454.	17,454.
TO FORM 990-PF, PART II, LINE 15	26,922.	17,454.	17,454.

SCHEDULE OF CAPITAL GAINS AND LOSSES						
THE GERTRUDE C. FORD FOUNDATION, INC.						
EIN 64-0804548						
INVESTMENT WORKING TRIAL BALANCE						
TAX YEAR ENDED DECEMBER 31, 2011						
TOTALS-MERRILL LYNCH #535-04C57						
#Shares	Description	Date Acquired	Date Sold	Sales Price	Tax Basis	Gain (Loss)
CERTIFICATES OF DEPOSIT & EQUIVALENTS						
-100,000	CD CIT BANK	09/11/06	09/21/11	\$ 100,000	\$ 100,000	\$ -
-100,000	CD M&I MARSHALL & ILSLEY	08/15/06	09/01/11	\$ 100,000	\$ 100,000	\$ -
-100,000	CD MIDWEST CMNTY BANK	08/28/06	09/06/11	\$ 100,000	\$ 100,000	\$ -
-100,000	CD OAK BANK	08/21/06	08/30/11	\$ 100,000	\$ 100,000	\$ -
-97,000	CD SHOSHONE FIRST BANK	07/13/05	01/21/11	\$ 100,000	\$ 100,000	\$ -
-100,000	HAVANA NATL BANK	08/21/06	08/30/11	\$ 100,000	\$ 100,000	\$ -
TOTAL CD's & EQUIVALENTS				\$ 600,000	\$ 600,000	\$ -
CORPORATE BONDS						
-9,000	FNMA - 5 50% 12/25/30	01/21/04	02/25/11	\$ 9,000	\$ 9,000	\$ -
-20,000	FNMA - 5 50% 12/25/30	01/21/04	03/30/11	\$ 20,000	\$ 20,000	\$ -
-19,000	FNMA - 5 50% 12/25/30	01/21/04	04/25/11	\$ 19,000	\$ 19,000	\$ -
-1,000	FNMA - 5 50% 12/25/30	01/21/04	05/09/11	\$ 1,000	\$ 1,000	\$ -
-11,000	FNMA - 5 50% 12/25/30	01/21/04	05/25/11	\$ 11,000	\$ 11,000	\$ -
-7,000	FNMA - 5 50% 12/25/30	01/21/04	06/28/11	\$ 7,000	\$ 7,000	\$ -
-22,000	FNMA - 5 50% 12/25/30	01/21/04	07/26/11	\$ 22,000	\$ 22,000	\$ -
-26,000	FNMA - 5 50% 12/25/30	01/21/04	08/25/11	\$ 26,000	\$ 26,000	\$ -
-14,000	FNMA - 5 50% 12/25/30	01/21/04	09/26/11	\$ 14,000	\$ 14,000	\$ -
-19,000	FNMA - 5 50% 12/25/30	01/21/04	10/25/11	\$ 19,000	\$ 19,000	\$ -
-26,000	FNMA - 5 50% 12/25/30	01/21/04	11/25/11	\$ 26,000	\$ 26,000	\$ -
-27,000	FNMA - 5 50% 12/25/30	01/21/04	12/27/11	\$ 27,000	\$ 27,000	\$ -
-15,000	GNMA-5 0% 2/20/29	09/12/07	03/21/11	\$ 156	\$ 6,717	\$ (6,561)
TOTAL CORPORATE BONDS				\$ 201,156	\$ 207,717	\$ (6,561)
GOVERNMENT SECURITIES						
-1,000,000	US TREASURY NOTE 1 125% 12/15/11	04/08/09	12/15/11	\$ 1,000,000	\$ 1,001,723	\$ (1,723)
TOTAL GOVERNMENT SECURITIES				\$ 1,000,000	\$ 1,001,723	\$ (1,723)
EQUITIES						
TOTAL EQUITIES				\$ -	\$ -	\$ -
TOTAL ALL				\$ 1,801,156	\$ 1,809,440	\$ (8,285)

SCHEDULE OF CAPITAL GAINS AND LOSSES						
THE GERTRUDE C. FORD FOUNDATION, INC.						
EIN 64-0804548						
INVESTMENT WORKING TRIAL BALANCE						
TAX YEAR ENDED DECEMBER 31, 2011						
TOTALS-MERRILL LYNCH #535-04E33						
#Shares	Description	Date Acquired	Date Sold	Sales Price	Tax Basis	Gain (Loss)
(882)	AFLAC INC	01/13/10	01/07/11	\$ 49,201	\$ 44,871	\$ 4,331
(5,710)	AFLAC INC	04/28/10	01/07/11	\$ 318,526	\$ 280,438	\$ 38,088
(1,813)	AFLAC INC	04/28/10	03/15/11	\$ 88,116	\$ 89,043	\$ (926)
(6,124)	AFLAC INC	04/29/10	03/15/11	\$ 297,642	\$ 313,477	\$ (15,834)
(9,954)	AMN ELEC POWER CO	06/06/11	09/08/11	\$ 377,902	\$ 373,673	\$ 4,229
(11,769)	AT&T INC	08/19/08	05/20/11	\$ 369,071	\$ 360,775	\$ 8,296
(215)	AT&T INC	09/03/09	05/20/11	\$ 6,742	\$ 5,383	\$ 1,359
(252)	AT&T INC	09/04/09	05/20/11	\$ 7,903	\$ 6,368	\$ 1,535
(4,452)	AUTODESK INC DEL	02/25/11	12/07/11	\$ 155,049	\$ 191,850	\$ (36,801)
(1,021)	AUTODESK INC DEL	05/17/11	12/07/11	\$ 35,558	\$ 44,389	\$ (8,831)
(3,227)	AUTODESK INC DEL	05/17/11	12/08/11	\$ 109,970	\$ 140,296	\$ (30,326)
(2,928)	AUTODESK INC DEL	05/20/11	12/08/11	\$ 99,781	\$ 125,741	\$ (25,960)
(6,200)	AUTODESK INC DEL	05/20/11	12/09/11	\$ 213,264	\$ 266,255	\$ (52,991)
(3,966)	AUTOMATIC DATA PROC	02/03/10	03/07/11	\$ 198,137	\$ 161,344	\$ 36,793
(3,736)	AUTOMATIC DATA PROC	03/01/10	03/07/11	\$ 186,646	\$ 156,498	\$ 30,148
(783)	AUTOMATIC DATA PROC	04/29/10	03/07/11	\$ 39,118	\$ 34,749	\$ 4,369
(2,279)	AUTOMATIC DATA PROC	04/29/10	03/10/11	\$ 115,042	\$ 101,140	\$ 13,902
(1,774)	AUTOMATIC DATA PROC	05/27/10	03/10/11	\$ 89,550	\$ 72,534	\$ 17,016
(2,590)	AUTOMATIC DATA PROC	05/27/10	06/14/11	\$ 137,251	\$ 105,898	\$ 31,353
(4,228)	AUTOMATIC DATA PROC	10/15/10	06/14/11	\$ 224,053	\$ 181,292	\$ 42,761
(4,619)	AUTOMATIC DATA PROC	10/15/10	09/23/11	\$ 217,095	\$ 198,058	\$ 19,037
	AUTOMATIC DATA PROC	05/12/11	09/23/11	\$ 256,951	\$ 295,981	\$ (39,029)
	AUTOMATIC DATA PROC	05/13/11	09/23/11	\$ 204,029	\$ 234,149	\$ (30,120)
(6,399)	BARRICK GOLD CORPORATION	02/02/09	01/25/11	\$ 293,460	\$ 230,963	\$ 62,497
(1,552)	BARRICK GOLD CORPORATION	02/06/09	01/25/11	\$ 71,175	\$ 60,581	\$ 10,594
(4,936)	BOEING COMPANY	03/11/10	05/13/11	\$ 389,854	\$ 345,365	\$ 44,490
(2,302)	BOEING COMPANY	03/11/10	05/17/11	\$ 175,860	\$ 161,067	\$ 14,793
(7,366)	BOEING COMPANY	10/15/10	05/17/11	\$ 562,722	\$ 519,436	\$ 43,286
(7,658)	CAPITAL ONE FINL	01/07/11	03/07/11	\$ 370,473	\$ 341,226	\$ 29,247
(849)	CAPITAL ONE FINL	01/07/11	03/07/11	\$ 31,223	\$ 28,918	\$ 2,305
(7,348)	CAPITAL ONE FINL	01/14/11	07/27/11	\$ 353,510	\$ 352,950	\$ 560
(2,790)	CAPITAL ONE FINL	05/02/11	07/27/11	\$ 134,226	\$ 153,465	\$ (19,239)
(1,779)	CHEVRON CORP	03/29/11	06/09/11	\$ 180,640	\$ 191,115	\$ (10,475)
(9,048)	CITIGROUP	07/07/11	07/18/11	\$ 336,154	\$ 386,621	\$ (50,467)
(6,784)	COACH INC	01/11/11	02/25/11	\$ 369,314	\$ 366,668	\$ 2,646
(71)	COACH INC	01/11/11	03/15/11	\$ 3,655	\$ 3,837	\$ (182)
(6,974)	COACH INC	01/26/11	03/15/11	\$ 359,015	\$ 377,877	\$ (18,862)

SCHEDULE OF CAPITAL GAINS AND LOSSES						
THE GERTRUDE C. FORD FOUNDATION, INC.						
EIN 64-0804548						
INVESTMENT WORKING TRIAL BALANCE						
TAX YEAR ENDED DECEMBER 31, 2011						
TOTALS-MERRILL LYNCH #535-04E33						
#Shares	Description	Date Acquired	Date Sold	Sales Price	Tax Basis	Gain (Loss)
(4,095)	CSX CORP	11/12/10	06/09/11	\$ 308,964	\$ 247,847	\$ 61,117
(1,077)	CSX CORP	01/25/11	06/09/11	\$ 81,259	\$ 75,442	\$ 5,816
(3,092)	DEERE COMPANY	07/30/10	01/14/11	\$ 277,083	\$ 204,555	\$ 72,528
(1,686)	DEERE COMPANY	08/11/10	01/31/11	\$ 149,495	\$ 111,539	\$ 37,956
(2,426)	DEERE COMPANY	07/30/10	01/25/11	\$ 215,109	\$ 158,505	\$ 56,604
(3,640)	DEERE COMPANY	08/11/10	01/25/11	\$ 330,226	\$ 237,823	\$ 92,403
(2,723)	DEERE COMPANY	10/15/10	01/31/11	\$ 247,034	\$ 206,579	\$ 40,455
(4,706)	DISNEY (WALT) CO COM STK	08/11/10	03/07/11	\$ 201,225	\$ 161,926	\$ 39,299
(3,900)	DISNEY (WALT) CO COM STK	08/31/10	03/07/11	\$ 166,761	\$ 127,094	\$ 39,666
(717)	DISNEY (WALT) CO COM STK	08/31/10	09/21/11	\$ 23,161	\$ 23,366	\$ (205)
(9,897)	DISNEY (WALT) CO COM STK	01/04/11	09/21/11	\$ 319,704	\$ 382,519	\$ (62,815)
(2,098)	DISNEY (WALT) CO COM STK	02/09/11	09/21/11	\$ 67,772	\$ 91,890	\$ (24,118)
(5,429)	DISNEY (WALT) CO COM STK	02/09/11	09/22/11	\$ 164,290	\$ 237,785	\$ (73,494)
(5,749)	DOVER CORP	02/10/11	04/14/11	\$ 366,128	\$ 384,474	\$ (18,346)
(2,951)	DOVER CORP	02/16/11	04/14/11	\$ 187,936	\$ 196,770	\$ (8,834)
(6,828)	DU PONT E I DE NEMOURS	10/21/10	03/10/11	\$ 359,835	\$ 316,005	\$ 43,830
(517)	DU PONT E I DE NEMOURS	10/21/10	06/09/11	\$ 26,170	\$ 23,927	\$ 2,243
(7,516)	DU PONT E I DE NEMOURS	01/26/11	06/09/11	\$ 380,448	\$ 378,673	\$ 1,775
(6,289)	EMERSON ELEC CO	10/06/10	07/28/11	\$ 313,794	\$ 336,351	\$ (22,557)
(1,453)	EMERSON ELEC CO	01/12/11	07/28/11	\$ 72,499	\$ 84,583	\$ (12,084)
(5,008)	EMERSON ELEC CO	01/12/11	10/26/11	\$ 233,049	\$ 291,528	\$ (58,479)
(3,998)	EMERSON ELEC CO	03/29/11	10/26/11	\$ 186,048	\$ 228,240	\$ (42,192)
(2,943)	EMERSON ELEC CO	04/20/11	10/26/11	\$ 136,953	\$ 170,828	\$ (33,874)
(4,530)	EXXON	04/05/10	06/14/11	\$ 364,746	\$ 309,172	\$ 55,574
(11,143)	FOOT LOCKER INC N.Y. COM	11/29/10	05/20/11	\$ 276,673	\$ 208,728	\$ 67,945
(25,464)	FORD MOTOR CO	05/02/11	06/06/11	\$ 355,522	\$ 396,044	\$ (40,523)
(4,098)	GOLDCORP INC	12/17/10	06/09/11	\$ 194,485	\$ 181,777	\$ 12,709
(4,474)	GOLDCORP INC	04/11/11	06/09/11	\$ 212,330	\$ 243,995	\$ (31,665)
(4,793)	HALLIBURTON COMPANY	10/28/10	03/10/11	\$ 211,788	\$ 163,582	\$ 48,206
(5,234)	HALLIBURTON COMPANY	10/28/10	04/01/11	\$ 258,033	\$ 178,633	\$ 79,400
(7,164)	HONEYWELL INTL INC DEL	09/14/10	07/29/11	\$ 378,771	\$ 313,483	\$ 65,288
(6,404)	HSBC HLDG PLC	11/05/10	05/02/11	\$ 348,893	\$ 353,364	\$ (4,471)
(2,277)	INTL BUSINESS MACHINES	12/31/09	06/09/11	\$ 377,373	\$ 298,970	\$ 78,403
(195)	INTL BUSINESS MACHINES	12/31/09	06/14/11	\$ 31,980	\$ 25,604	\$ 6,377
(1,558)	INTL BUSINESS MACHINES	04/28/10	06/14/11	\$ 255,514	\$ 203,113	\$ 52,401
(13,051)	JABIL CIRCUIT INC	01/18/11	03/07/11	\$ 275,426	\$ 282,121	\$ (6,695)
(7,152)	JACOBS ENGN GRP INC DELA	02/01/11	04/21/11	\$ 366,615	\$ 374,936	\$ (8,321)



SCHEDULE OF CAPITAL GAINS AND LOSSES						
THE GERTRUDE C. FORD FOUNDATION, INC.						
EIN 64-0804548						
INVESTMENT WORKING TRIAL BALANCE						
TAX YEAR ENDED DECEMBER 31, 2011						
TOTALS-MERRILL LYNCH #535-04E33						
#Shares	Description	Date Acquired	Date Sold	Sales Price	Tax Basis	Gain (Loss)
(9,268)	JP MORGAN CHASE & CO	07/05/11	09/21/11	\$ 293,049	\$ 382,107	\$ (89,058)
(7,915)	MACYS INC	01/27/11	03/07/11	\$ 184,380	\$ 189,154	\$ (4,774)
(10,504)	MARATHON OIL CORP	11/12/10	04/12/11	\$ 525,210	\$ 353,469	\$ 171,741
(4,662)	MEDTRONIC INC	07/29/08	01/18/11	\$ 175,326	\$ 246,603	\$ (71,278)
(1,927)	MEDTRONIC INC	07/29/08	01/26/11	\$ 73,109	\$ 101,932	\$ (28,822)
(3,074)	MEDTRONIC INC	08/21/08	01/26/11	\$ 116,626	\$ 173,797	\$ (57,171)
(3,442)	MEDTRONIC INC	08/26/08	01/26/11	\$ 130,588	\$ 189,809	\$ (59,221)
(240)	MEDTRONIC INC	09/03/09	01/26/11	\$ 9,105	\$ 9,019	\$ 86
(281)	MEDTRONIC INC	09/04/09	01/26/11	\$ 10,661	\$ 10,793	\$ (132)
(1,385)	MERCK & CO INC	10/29/09	01/11/11	\$ 50,882	\$ 43,375	\$ 7,507
(8,771)	MERCK & CO INC	03/10/10	01/11/11	\$ 248,751	\$ 248,491	\$ 260
(2,589)	MERCK & CO INC	03/10/10	01/12/11	\$ 95,843	\$ 95,014	\$ 829
(6,468)	MERCK & CO INC	05/25/10	01/12/11	\$ 239,442	\$ 203,523	\$ 35,919
(4,171)	NIKE INC CL B	05/05/11	09/21/11	\$ 360,963	\$ 346,564	\$ 14,399
(1,448)	NETFLIX COM INC	05/05/11	09/21/11	\$ 103,422	\$ 381,035	\$ (277,613)
(1,611)	NETFLIX COM INC	05/05/11	09/21/11	\$ 115,064	\$ 185,261	\$ (70,196)
(11,290)	NOKIA CORP SPON ADR	10/12/07	12/07/11	\$ 59,667	\$ 417,278	\$ (357,612)
(3,923)	NOKIA CORP SPON ADR	11/01/07	12/07/11	\$ 20,733	\$ 154,331	\$ (133,598)
(8,668)	NOKIA CORP SPON ADR	11/01/07	12/07/11	\$ 45,810	\$ 363,709	\$ (317,900)
(20,874)	NOKIA CORP SPON ADR	09/01/09	12/07/11	\$ 110,317	\$ 283,469	\$ (173,152)
(728)	NOKIA CORP SPON ADR	09/03/09	12/07/11	\$ 3,847	\$ 10,075	\$ (6,227)
(886)	NOKIA CORP SPON ADR	09/07/09	12/07/11	\$ 4,682	\$ 12,439	\$ (7,756)
(3,791)	OCCIDENTAL PETE CORP CAL	05/27/10	04/12/11	\$ 371,161	\$ 305,930	\$ 65,231
(48)	OCCIDENTAL PETE CORP CAL	05/27/10	06/09/11	\$ 4,998	\$ 3,874	\$ 1,125
(3,062)	OCCIDENTAL PETE CORP CAL	06/21/10	06/09/11	\$ 318,846	\$ 270,062	\$ 48,784
(398)	OCCIDENTAL PETE CORP CAL	06/21/10	06/14/11	\$ 41,515	\$ 35,103	\$ 6,412
(3,179)	OCCIDENTAL PETE CORP CAL	01/04/11	06/14/11	\$ 331,596	\$ 303,397	\$ 28,199
(3,138)	O REILLY AUTOMOTIVE INC	09/03/10	01/31/11	\$ 179,137	\$ 155,912	\$ 23,226
(1,928)	O REILLY AUTOMOTIVE INC	09/03/10	05/05/11	\$ 115,643	\$ 95,793	\$ 19,850
(2,484)	O REILLY AUTOMOTIVE INC	10/20/10	05/05/11	\$ 148,992	\$ 134,086	\$ 14,906
(3,342)	O REILLY AUTOMOTIVE INC	10/29/10	05/05/11	\$ 200,456	\$ 190,960	\$ 9,496
(5,271)	O REILLY AUTOMOTIVE INC	01/12/11	05/05/11	\$ 316,159	\$ 302,675	\$ 13,484
(4,677)	PACCAR INC	11/12/10	02/01/11	\$ 248,912	\$ 246,496	\$ 2,416
(4,325)	PAYCHEX INC	03/04/10	05/05/11	\$ 139,266	\$ 130,853	\$ 8,413
(4,035)	PAYCHEX INC	03/10/10	05/05/10	\$ 129,928	\$ 128,515	\$ 1,413
(3,219)	PAYCHEX INC	03/11/10	05/05/11	\$ 103,653	\$ 102,107	\$ 1,546
(1,387)	PEPSICO INC	08/13/07	02/22/11	\$ 87,824	\$ 93,637	\$ (5,813)

SCHEDULE OF CAPITAL GAINS AND LOSSES						
THE GERTRUDE C. FORD FOUNDATION, INC.						
EIN 64-0804548						
INVESTMENT WORKING TRIAL BALANCE						
TAX YEAR ENDED DECEMBER 31, 2011						
TOTALS-MERRILL LYNCH #535-04E33						
#Shares	Description	Date Acquired	Date Sold	Sales Price	Tax Basis	Gain (Loss)
(3,914)	PEPSICO INC	09/15/08	02/22/11	\$ 247,833	\$ 285,704	\$ (37,871)
(187)	PEPSICO INC	09/03/09	02/22/11	\$ 11,841	\$ 10,526	\$ 1,315
(221)	PEPSICO INC	09/04/09	02/22/11	\$ 13,994	\$ 12,630	\$ 1,364
(4,192)	PEPSICO INC	05/27/10	02/22/11	\$ 265,436	\$ 261,575	\$ 3,860
(5,152)	PETROLEO BRAS VTG SPD ADR	12/13/07	05/20/11	\$ 175,121	\$ 278,147	\$ (103,026)
(88)	PETROLEO BRAS VTG SPD ADR	06/02/08	05/20/11	\$ 2,991	\$ 6,213	\$ (3,221)
(10,656)	PFIZER INC DEL	09/02/09	01/14/11	\$ 194,682	\$ 174,107	\$ 20,575
(7,616)	PFIZER INC DEL	09/02/09	01/18/11	\$ 140,056	\$ 124,437	\$ 15,618
(310)	PFIZER INC DEL	09/03/09	01/18/11	\$ 5,701	\$ 4,978	\$ 722
(363)	PFIZER INC DEL	09/04/09	01/18/11	\$ 6,675	\$ 5,840	\$ 835
(1,981)	PFIZER INC DEL	09/08/09	01/18/11	\$ 36,430	\$ 32,179	\$ 4,251
(16,705)	PFIZER INC DEL	09/08/09	02/14/11	\$ 313,637	\$ 271,356	\$ 42,281
(9,913)	PFIZER INC DEL	09/09/09	02/14/11	\$ 186,117	\$ 159,797	\$ 26,320
(14,254)	PFIZER INC DEL	05/25/10	02/14/11	\$ 267,619	\$ 213,241	\$ 54,378
(540)	PHILIP MORRIS INTL INC(STK DIV FR ALTRIA)	08/13/07	05/19/11	\$ 38,076	\$ 25,389	\$ 12,687
(3,064)	PHILIP MORRIS INTL INC(STK DIV FR ALTRIA)	08/30/07	05/19/11	\$ 216,044	\$ 142,805	\$ 73,239
(3,256)	PPL CORPORATION	06/28/07	06/08/11	\$ 95,788	\$ 165,647	\$ (69,859)
(63)	PPL CORPORATION	09/03/09	06/08/11	\$ 1,711	\$ 1,850	\$ (139)
(75)	PPL CORPORATION	09/04/09	06/08/11	\$ 2,037	\$ 2,207	\$ (170)
(7,814)	PPL CORPORATION	03/10/10	06/08/11	\$ 212,276	\$ 227,165	\$ (14,889)
(603)	PRICELINE COM INC	11/16/10	06/09/11	\$ 303,570	\$ 241,639	\$ 61,931
(4,500)	PRICE T ROWE GROUP INC	02/01/10	03/10/11	\$ 292,405	\$ 229,123	\$ 63,282
(1,667)	PRICE T ROWE GROUP INC	02/01/10	05/20/11	\$ 105,019	\$ 84,877	\$ 20,142
(3,319)	PRICE T ROWE GROUP INC	03/01/10	05/20/11	\$ 209,093	\$ 169,300	\$ 39,793
(2,939)	PRICE T ROWE GROUP INC	03/10/10	05/20/11	\$ 185,153	\$ 157,222	\$ 27,931
(5,126)	PRICE T ROWE GROUP INC	04/29/10	05/20/11	\$ 322,932	\$ 299,760	\$ 23,172
(5,085)	PROCTOR & GAMBLE CO	02/19/10	12/07/11	\$ 332,634	\$ 322,948	\$ 9,686
(4,087)	PROCTOR & GAMBLE CO	02/22/11	12/07/11	\$ 267,350	\$ 262,280	\$ 5,070
(2,697)	PROCTOR & GAMBLE CO	06/30/11	12/07/11	\$ 176,424	\$ 170,515	\$ 5,908
(5,254)	PRUDENTIAL FINANCIAL INC	05/11/10	06/09/11	\$ 316,784	\$ 330,043	\$ (13,259)
(1,172)	PRUDENTIAL FINANCIAL INC	06/21/10	06/09/11	\$ 70,664	\$ 70,330	\$ 334
(4,326)	PRUDENTIAL FINANCIAL INC	06/21/10	06/14/11	\$ 262,643	\$ 259,597	\$ 3,047
(1,810)	PRUDENTIAL FINANCIAL INC	02/16/11	06/14/11	\$ 109,890	\$ 120,544	\$ (10,654)
(7,022)	QUEST DIAGNOSTICS INC	10/22/10	06/02/11	\$ 410,396	\$ 342,524	\$ 67,871
(2,041)	RESEARCH IN MOTION	09/05/07	04/05/11	\$ 111,033	\$ 170,950	\$ (59,917)
(843)	RESEARCH IN MOTION	10/11/07	04/05/11	\$ 45,860	\$ 93,064	\$ (47,204)
(4,060)	RESEARCH IN MOTION	10/11/07	05/12/11	\$ 178,219	\$ 448,209	\$ (269,990)

SCHEDULE OF CAPITAL GAINS AND LOSSES						
THE GERTRUDE C. FORD FOUNDATION, INC.						
EIN 64-0804548						
INVESTMENT WORKING TRIAL BALANCE						
TAX YEAR ENDED DECEMBER 31, 2011						
TOTALS-MERRILL LYNCH #535-04E33						
#Shares	Description	Date Acquired	Date Sold	Sales Price	Tax Basis	Gain (Loss)
(2,252)	RESEARCH IN MOTION	12/13/07	05/12/11	\$ 98,855	\$ 224,649	\$ (125,794)
(165)	RESEARCH IN MOTION	09/03/09	05/12/11	\$ 7,243	\$ 12,321	\$ (5,078)
(196)	RESEARCH IN MOTION	09/04/09	05/12/11	\$ 8,604	\$ 15,064	\$ (6,460)
(6,235)	RESEARCH IN MOTION	11/03/09	05/12/11	\$ 273,694	\$ 359,066	\$ (85,372)
(5,413)	ROCKWELL AUTOMATION INC	09/14/10	01/26/11	\$ 444,047	\$ 324,480	\$ 119,568
(1,162)	ROCKWELL AUTOMATION INC	10/15/10	01/26/11	\$ 95,323	\$ 71,852	\$ 23,471
(4,561)	ROCKWELL AUTOMATION INC	10/15/10	01/28/11	\$ 367,795	\$ 282,029	\$ 85,766
(6,751)	ROCKWELL AUTOMATION INC	02/10/11	04/14/11	\$ 620,969	\$ 581,038	\$ 39,932
(169)	ROCKWELL AUTOMATION INC	02/16/11	04/14/11	\$ 15,545	\$ 15,358	\$ 187
(4,148)	ROCKWELL AUTOMATION INC	02/16/11	04/28/11	\$ 368,429	\$ 376,955	\$ (8,526)
(2,059)	ROYAL DUTCH SHEL PLC	09/25/09	01/31/11	\$ 144,826	\$ 116,035	\$ 28,790
(2,873)	ROYAL DUTCH SHEL PLC	09/25/09	02/01/11	\$ 209,991	\$ 161,908	\$ 48,083
(6,112)	ROYAL DUTCH SHEL PLC	01/15/10	02/01/11	\$ 446,734	\$ 356,234	\$ 90,500
(5,628)	SANDISK CORP INC	01/05/11	04/18/11	\$ 255,621	\$ 295,618	\$ (39,997)
(8,687)	SIGNET JEWELERS LTD SHS	11/29/10	01/03/11	\$ 376,258	\$ 348,349	\$ 27,909
(4,450)	SILVER WHEATON CORP	03/29/11	09/21/11	\$ 183,870	\$ 190,986	\$ (7,116)
(4,179)	SILVER WHEATON CORP	04/05/11	09/21/11	\$ 172,673	\$ 187,454	\$ (14,781)
(3,887)	SILVER WHEATON CORP	04/11/11	09/21/11	\$ 160,608	\$ 181,003	\$ (20,395)
(1,716)	SILVER WHEATON CORP	07/19/11	09/21/11	\$ 70,904	\$ 65,957	\$ 4,947
(8,425)	SILVER WHEATON CORP	07/19/11	09/22/11	\$ 310,379	\$ 323,826	\$ (13,446)
(7,495)	ST. JUDE MEDICAL INC	07/22/08	01/12/11	\$ 313,169	\$ 356,115	\$ (42,946)
(7,394)	ST. JUDE MEDICAL INC	08/08/08	01/12/11	\$ 308,949	\$ 354,791	\$ (45,843)
(269)	ST. JUDE MEDICAL INC	09/03/09	01/12/11	\$ 11,240	\$ 10,251	\$ 989
(316)	ST. JUDE MEDICAL INC	09/04/09	01/12/11	\$ 13,204	\$ 12,299	\$ 905
(29,140)	TAIWAN S MANUFACTURING ADR	02/09/11	04/05/11	\$ 360,904	\$ 384,974	\$ (24,071)
(4,901)	TEVA PHARMACEUTICAL INDS ADR	06/02/11	08/03/11	\$ 207,313	\$ 246,061	\$ (38,748)
(1,092)	TEVA PHARMACEUTICAL INDS ADR	06/02/11	08/05/11	\$ 43,794	\$ 54,825	\$ (11,031)
(4,840)	TEVA PHARMACEUTICAL INDS ADR	06/21/11	08/05/11	\$ 194,105	\$ 230,854	\$ (36,749)
(4,083)	TIFFANY & CO NEW	09/08/10	01/03/11	\$ 252,576	\$ 174,060	\$ 78,516
(824)	TIFFANY & CO NEW	09/28/10	01/03/11	\$ 50,973	\$ 37,927	\$ 13,045
(5,956)	TIFFANY & CO NEW	09/28/10	01/07/11	\$ 352,708	\$ 274,146	\$ 78,563
(4,549)	TRACTOR SUPPLY CO	10/21/10	01/03/11	\$ 224,198	\$ 171,031	\$ 53,167
(4,214)	TRACTOR SUPPLY CO	10/29/10	01/03/11	\$ 207,688	\$ 166,298	\$ 41,389
(9,881)	UNITEDHEALTH GROUP INC	10/06/10	06/10/11	\$ 489,528	\$ 336,938	\$ 152,590
(8,264)	WALGREEN CO	06/14/11	10/07/11	\$ 275,900	\$ 363,604	\$ (87,705)
(3,886)	WAL-MART STORES INC	08/11/08	01/18/11	\$ 214,853	\$ 226,958	\$ (12,105)
(2,298)	WAL-MART STORES INC	08/11/08	02/22/11	\$ 122,989	\$ 134,212	\$ (11,224)

<b>SCHEDULE OF CAPITAL GAINS AND LOSSES</b>						
<b>THE GERTRUDE C. FORD FOUNDATION, INC.</b>						
<b>EIN 64-0804548</b>						
<b>INVESTMENT WORKING TRIAL BALANCE</b>						
<b>TAX YEAR ENDED DECEMBER 31, 2011</b>						
<b>TOTALS-MERRILL LYNCH #535-04E33</b>						
		<b>Date</b>	<b>Date</b>	<b>Sales</b>	<b>Tax</b>	<b>Gain</b>
<b>#Shares</b>	<b>Description</b>	<b>Acquired</b>	<b>Sold</b>	<b>Price</b>	<b>Basis</b>	<b>(Loss)</b>
(3,985)	WAL-MART STORES INC	09/04/08	02/22/11	\$ 213,277	\$ 240,535	\$ (27,258)
(4,048)	WELLPOINT INC	01/14/11	06/09/11	\$ 313,725	\$ 256,993	\$ 56,732
(4,027)	YUM BRANDS	06/18/10	02/10/11	\$ 198,669	\$ 171,263	\$ 27,406
(3,364)	YUM BRANDS	08/31/10	02/10/11	\$ 165,960	\$ 140,171	\$ 25,789
(761)	YUM BRANDS	09/08/10	02/10/11	\$ 37,543	\$ 33,947	\$ 3,597
(4,150)	YUM BRANDS	09/08/10	03/10/11	\$ 220,106	\$ 185,123	\$ 34,982
(3,187)	YUM BRANDS	09/28/10	03/10/11	\$ 169,030	\$ 148,221	\$ 20,809
(2,248)	YUM BRANDS	09/28/10	05/19/11	\$ 126,681	\$ 104,550	\$ 22,131
(2,100)	YUM BRANDS	10/06/10	09/21/11	\$ 118,341	\$ 99,255	\$ 19,087
(5,016)	YUM BRANDS	10/06/10	09/21/11	\$ 267,628	\$ 237,077	\$ 30,551
(1,757)	YUM BRANDS	01/07/11	09/21/11	\$ 93,744	\$ 86,821	\$ 6,924
						\$ -
						\$ -
	<b>TOTALS</b>			<b>\$38,201,830</b>	<b>\$38,324,908</b>	<b>\$(123,078)</b>

Quantity	Security Description	Date of Acquisition	Date of Liquidation	Sale Amount	Cost Basis	Gain or (Loss)
5,000.0000	JC PENNEY CORP IN 6.37% 38	01/27/10	01/26/11	4,550.00	4,525.00	25.00 ST
3,000.0000	KRAFT FOODS INC 8.25% 2012	01/27/10	01/10/11	3,209.64	3,161.85	47.79 ST
2,000.0000	KRAFT FOODS INC 8.25% 2012	07/19/10	01/10/11	2,139.76	2,128.08	11.68 ST
2,000.0000	KRAFT FOODS INC 6.25% 2012	09/30/10	01/10/11	2,139.76	2,144.10	(4.34) ST
16,000.0000	US TSY 2.000% NOV 30 2013	10/20/10	01/11/11	16,478.75	16,670.49	(191.74) ST
8,000.0000	US TSY 2.000% NOV 30 2013	10/20/10	01/19/11	8,246.56	8,332.07	(85.51) ST
18,000.0000	US TSY 2.000% NOV 30 2013	12/21/10	01/19/11	18,554.77	18,508.85	45.92 ST
25,000.0000	US TSY 2.375% MAR 31 2016	01/27/10	01/05/11	25,117.18	24,287.11	830.07 ST
4,000.0000	US TSY 2.375% MAR 31 2016	09/30/10	01/05/11	4,018.76	4,185.21	(166.45) ST
22,000.0000	US TSY 4.375% MAY 15 2040	08/12/10	01/14/11	21,630.47	23,692.72	(2,062.25) ST
2,000.0000	US TSY 4.375% MAY 15 2040	09/30/10	01/14/11	1,968.41	2,241.16	(274.75) ST
17,000.0000	ANHEUSER-BUSCH CO 6.45% 37	01/27/10	02/07/11	18,639.13	18,631.07	8.06 LT
2,000.0000	ANHEUSER-BUSCH CO 6.45% 37	07/19/10	02/07/11	2,192.85	2,235.33	(42.48) ST
3,000.0000	COMCAST CORP 5.65%JUN15 35	01/27/10	02/03/11	2,845.29	2,851.02	N/C
20,000.0000	COMCAST CORP 5.65%JUN15 35	01/27/10	02/03/11	18,968.60	19,006.80	(38.20) LT
8,000.0000	MARATHON OIL CORP 6.50% 14	01/27/10	02/10/11	9,099.44	8,767.08	332.36 LT
5,000.0000	VALERO ENERGY COR 6.62% 37	01/27/10	02/03/11	5,073.35	4,792.15	281.20 LT
23,000.0000	GOLDMAN SACHS GRO 5.15% 14	01/27/10	02/03/11	24,878.18	24,088.80	789.38 LT
19,000.0000	CITIGROUP INC 5.00% 2014	01/27/10	03/01/11	19,970.90	18,661.18	1,309.72 LT
2,000.0000	CITIGROUP INC 5.00% 2014	07/19/10	03/01/11	2,102.19	2,025.42	76.77 ST
3,000.0000	CITIGROUP INC 5.00% 2014	09/30/10	03/01/11	3,153.30	3,109.18	44.12 ST
1,000.0000	CITIGROUP INC 5.00% 2014	02/09/11	03/01/11	1,051.11	1,045.72	5.39 ST
10,000.0000	WACHOVIA CORP 5.75% 2018	01/27/10	03/23/11	11,123.20	10,439.43	683.77 LT
2,000.0000	WACHOVIA CORP 5.75% 2018	01/19/11	03/01/11	2,583.73	2,262.55	(37.91) ST
27,000.0000	TOTAL CAPITAL SA 3.00% 15	02/09/11	03/23/11	27,583.73	27,687.06	(103.33) ST
2,000.0000	TOTAL CAPITAL SA 3.00% 15	01/19/11	03/01/11	2,043.25	2,026.51	16.74 ST
14,000.0000	US TSY 1.125% JUN 30 2011	01/27/10	03/09/11	14,041.56	14,024.89	16.67 LT
14,000.0000	US TSY 1.125% JUN 30 2011	01/27/10	03/09/11	14,041.56	14,024.90	16.66 LT
7,000.0000	US TSY 1.125% JUN 30 2011	03/16/10	03/09/11	7,020.79	7,012.47	8.32 ST
10,000.0000	CHESAPEAKE ENERGY 7.62% 13	01/27/10	04/11/11	11,075.00	10,404.35	670.65 LT
1,000.0000	CHESAPEAKE ENERGY 7.62% 13	07/21/10	04/11/11	1,107.49	1,060.18	47.31 ST
2,000.0000	CHESAPEAKE ENERGY 7.62% 13	02/09/11	04/11/11	2,215.01	2,233.52	(18.51) ST
14,000.0000	MORGAN STANLEY 4.75% 2014	01/27/10	05/02/11	14,723.94	14,215.71	508.23 LT
15,000.0000	CREDIT SUISSE FB 4.87% 15	01/27/10	05/26/11	16,426.04	15,701.02	725.02 LT
3,000.0000	CREDIT SUISSE FB 4.87% 15	07/19/10	05/26/11	3,285.21	3,202.21	83.00 ST
4,000.0000	CREDIT SUISSE FB 4.87% 15	02/09/11	05/26/11	4,380.29	4,274.01	106.28 ST
12,000.0000	VODAFONE GROUP PL 6.15% 37	01/27/10	06/23/11	13,114.80	12,381.34	733.46 LT
4,000.0000	VODAFONE GROUP PL 6.15% 37	07/19/10	06/23/11	4,371.59	4,169.32	202.27 ST
3,000.0000	VODAFONE GROUP PL 6.15% 37	02/09/11	06/23/11	3,278.71	3,153.38	125.33 ST
18,000.0000	ROYAL BK OF SCOTL 5.62% 20	09/09/10	06/23/11	17,842.50	18,381.53	(539.03) ST
2,000.0000	ROYAL BK OF SCOTL 5.62% 20	09/30/10	06/23/11	1,982.50	2,088.79	(106.29) ST
1,000.0000	ROYAL BK OF SCOTL 5.62% 20	02/09/11	06/23/11	991.25	979.79	11.46 ST
19,000.0000	USD TELECOM IT CA 8.00% 34	01/27/10	08/23/11	16,043.98	18,216.25	(2,172.27) LT
2,000.0000	USD TELECOM IT CA 8.00% 34	07/19/10	08/23/11	1,688.84	1,759.56	(70.72) ST
2,000.0000	USD TELECOM IT CA 8.00% 34	09/30/10	08/23/11	1,688.84	1,912.74	(223.90) ST
13,000.0000	USD TELEFONICA EM 6.22% 17	01/27/10	06/23/11	14,313.78	14,274.04	39.74 LT
2,000.0000	USD TELEFONICA EM 6.22% 17	07/19/10	06/23/11	2,202.11	2,167.77	34.34 ST
4,000.0000	USD TELEFONICA EM 6.22% 17	02/10/11	06/23/11	4,404.25	4,356.78	47.47 ST
27,000.0000	LLOYDS TSB BK PLC 6.37% 21	01/14/11	08/23/11	27,711.44	27,203.59	507.85 ST
2,000.0000	LLOYDS TSB BK PLC 6.37% 21	02/09/11	08/23/11	2,052.71	2,039.16	13.55 ST
94,000.0000	US TSY 1.125% JUN 30 2011	03/16/10	08/30/11	93,999.99	94,000.00	(0.01) LT
29,000.0000	US TSY 1.125% JUN 30 2011	07/19/10	08/30/11	29,000.00	29,000.00	0.00
14,000.0000	US TSY 1.125% JUN 30 2011	02/09/11	08/30/11	14,000.01	14,000.00	0.01 ST
17,000.0000	SPRINT CAP CORP 6.87% 2028	01/27/10	07/07/11	16,383.75	13,578.75	2,805.00 LT
16,000.0000	US TSY 4.375% MAY 15 2041	07/05/11	07/08/11	16,189.38	15,997.50	191.88 ST

14,000.0000	CITIGROUP INC 5.37% 2020	03/01/11	08/16/11	15,083.32	14,476.21	607.11 ST
10,000.0000	EL PASO NATURAL G 7.25% 18	01/27/10	08/11/11	11,325.00	10,256.38	1,068.62 LT
1,000.0000	EL PASO NATURAL G 7.25% 18	07/21/10	08/11/11	1,132.49	1,038.96	93.53 LT
2,000.0000	EL PASO NATURAL G 7.25% 18	02/09/11	08/11/11	2,265.01	2,167.04	97.97 ST
8,000.0000	XEROX CORPORATION 6.87% 11	01/27/10	08/15/11	7,999.99	8,000.00	(0.01) LT
3,000.0000	XEROX CORPORATION 6.87% 11	07/19/10	08/15/11	3,000.00	3,000.00	0.00
2,000.0000	XEROX CORPORATION 6.87% 11	09/30/10	08/15/11	2,000.00	2,000.00	0.00
1,000.0000	XEROX CORPORATION 6.87% 11	02/09/11	08/15/11	1,000.01	1,000.00	0.01 ST
14,000.0000	GOLDMAN SACHS GRO 5.15% 14	01/27/10	08/10/11	14,900.74	14,550.50	50.24 LT
5,000.0000	GOLDMAN SACHS GRO 5.15% 14	07/19/10	08/10/11	5,214.54	5,254.53	(39.99) LT
6,000.0000	GOLDMAN SACHS GRO 5.15% 14	09/30/10	08/10/11	6,257.46	6,387.62	(130.16) ST
2,000.0000	GOLDMAN SACHS GRO 5.15% 14	02/09/11	08/10/11	2,085.83	2,131.78	(45.95) ST
48,000.0000	US TSY 4.375% MAY 15 2041	07/05/11	08/26/11	55,807.50	47,992.50	7,815.00 ST
26,000.0000	US TSY 4.375% MAY 15 2041	07/05/11	09/01/11	29,582.81	25,995.94	3,586.87 ST
62,000.0000	US TSY 3.125% MAY 15 2021	06/24/11	09/01/11	68,909.14	63,284.98	3,624.16 ST
109,000.0000	US TSY 1.000% OCT 31 2011	03/16/10	10/31/11	108,999.99	109,000.00	(0.01) LT
18,000.0000	US TSY 1.000% OCT 31 2011	07/19/10	10/31/11	18,000.00	18,000.00	0.00
20,000.0000	US TSY 1.000% OCT 31 2011	09/30/10	10/31/11	20,000.00	20,000.00	0.00
10,000.0000	US TSY 1.000% OCT 31 2011	02/09/11	10/31/11	10,000.00	10,000.00	0.00
31,000.0000	US TSY 1.000% OCT 31 2011	03/01/11	10/31/11	31,000.01	31,000.00	0.01 ST
109,000.0000	US TSY 1.000% OCT 31 2011 CXL	03/16/10	10/31/11	108,999.99	109,000.00	0.01 LT
109,000.0000	US TSY 1.000% OCT 31 2011	03/16/10	10/31/11	108,999.99	109,000.00	(0.01) LT
18,000.0000	US TSY 1.000% OCT 31 2011 CXL	07/19/10	10/31/11	18,000.00	18,000.00	0.00
18,000.0000	US TSY 1.000% OCT 31 2011	07/19/10	10/31/11	18,000.00	18,000.00	0.00
20,000.0000	US TSY 1.000% OCT 31 2011 CXL	09/30/10	10/31/11	20,000.00	20,000.00	0.00
20,000.0000	US TSY 1.000% OCT 31 2011	09/30/10	10/31/11	20,000.00	20,000.00	0.00
13,000.0000	USD TELEFONICA EM 6.22% 17 CXL	01/27/10	06/23/11	14,313.78	14,273.78	(40.00) LT
13,000.0000	USD TELEFONICA EM 6.22% 17	01/27/10	06/23/11	14,313.78	14,273.78	40.00 LT
2,000.0000	USD TELEFONICA EM 6.22% 17 CXL	07/19/10	06/23/11	2,202.11	2,167.82	(34.29) ST
2,000.0000	USD TELEFONICA EM 6.22% 17	07/19/10	06/23/11	2,202.11	2,167.82	34.29 ST
4,000.0000	USD TELEFONICA EM 6.22% 17 CXL	02/10/11	06/23/11	4,404.25	4,356.70	(47.55) ST
4,000.0000	USD TELEFONICA EM 6.22% 17	02/10/11	06/23/11	4,404.25	4,356.70	47.55 ST
30,000.0000	US TSY 1.750% MAY 31 2016	05/26/11	11/29/11	31,255.07	30,027.52	1,227.55 ST
2,000.0000	US TSY 1.750% MAY 31 2016	08/10/11	11/29/11	2,083.68	2,073.74	9.94 ST

25,391

ACT# 535-02393

REALIZED CAPITAL GAIN AND LOSS SUMMARY

THE GALTBRIDE C. FORD FOUNDATION, INC.  
EIN 64-0804548

Quantity	Security Description	Date of Acquisition	Date of Liquidation	Sale Amount	Cost Basis	Gain or (Loss)
80,000.0000	US TSY 4.000% FEB 15 2015	01/26/10	02/01/11	87,730.98	85,072.88	2,658.10 LT
15,000.0000	US TSY 4.000% FEB 15 2015	07/14/10	02/01/11	16,449.58	16,357.91	91.65 ST
1,000.0000	US TSY 4.000% FEB 15 2015	09/20/10	02/01/11	1,096.64	1,108.66	(12.02) ST
5,000.0000	US TSY 2.375% OCT 31 2014	04/29/10	02/11/11	5,111.70	5,012.32	99.38 ST
5,000.0000	US TSY 2.375% OCT 31 2014	06/22/10	02/11/11	5,111.70	5,103.67	8.03 ST
24,000.0000	US TSY 2.375% OCT 31 2014	07/14/10	02/11/11	24,536.17	24,679.63	(143.46) ST
68,000.0000	US TSY 2.375% OCT 31 2014	08/23/10	02/11/11	69,518.15	70,994.38	(1,475.23) ST
13,000.0000	US TSY 2.375% OCT 31 2014	09/20/10	02/11/11	13,290.42	13,585.60	(295.18) ST
10,000.0000	US TSY 2.375% OCT 31 2014	02/09/11	02/11/11	10,223.41	10,243.83	(20.42) ST
35,000.0000	US TSY 2.500% JUN 30 2017	08/19/10	02/10/11	34,223.29	36,103.75	(1,880.46) ST
4,000.0000	US TSY 2.500% JUN 30 2017	09/20/10	02/10/11	3,911.23	4,109.36	(198.13) ST
5,000.0000	US TSY 2.500% JUN 30 2017	02/09/11	02/10/11	4,889.05	4,896.25	(7.20) ST
118,000.0000	US TSY 2.375% JUL 31 2017	08/13/10	02/04/11	114,616.24	120,140.21	(5,523.97) ST
58,000.0000	US TSY 2.375% JUL 31 2017	08/17/10	02/04/11	56,336.80	59,162.88	(2,826.08) ST
22,000.0000	US TSY 2.375% JUL 31 2017	09/20/10	02/04/11	21,369.14	22,426.32	(1,057.18) ST
136,000.0000	FNMA P889579 06%2038 COR	01/26/10	02/09/11	57,688.18	57,120.38	N/C
235,000.0000	FNMA P889579 06%2038 COR	01/26/10	02/11/11	99,788.31	98,700.65	N/C
50,000.0000	FNMA P190391 06%2038 COR	10/21/10	02/09/11	22,488.45	22,642.36	N/C
35,000.0000	FNMA P995876 06%2038 COR	02/11/10	02/09/11	19,730.18	19,461.86	N/C
10,000.0000	FNMA PAD0440 06%2039	02/10/11	02/11/11	7,437.92	7,475.82	N/C
115,000.0000	U.S. TRSY INFLATION NOTE	01/26/10	04/15/11	127,888.90	127,887.33	(0.43) LT
31,000.0000	U.S. TRSY INFLATION NOTE	07/14/10	04/15/11	34,473.88	34,473.98	(0.12) ST
4,000.0000	U.S. TRSY INFLATION NOTE	09/20/10	04/15/11	4,448.24	4,448.26	(0.02) ST
3,000.0000	U.S. TRSY INFLATION NOTE	10/19/10	04/15/11	3,336.18	3,336.20	(0.02) ST
7,000.0000	U.S. TRSY INFLATION NOTE	02/09/11	04/15/11	7,784.42	7,784.46	(0.04) ST

(10,583)

GERTRUDE C FORD FOUNDATION, INC				
EIN 64-0804548				
TAX YEAR ENDED DECEMBER 31, 2011				
GRANTS AND CONTRIBUTIONS PAID DURING THE YEAR				
RECIPIENT NAME & ADDRESS	RELATIONSHIP	STATUS	PURPOSE	AMOUNT
AMERICAN CANCER SOCIETY 1380 LIVINGSTON LN, SUITE A JACKSON, MS 39236	NONE	OTHER PUBLIC CHARITY	CANCER RESEARCH	10,000
BAPTIST HEALTH SYSTEMS FOUNDATION 1225 NORTH STATE STREET JACKSON, MS 39202	NONE	OTHER PUBLIC CHARITY	OPERATING FUNDS	100,000
ST DOMINICS HEALTH SERVICES FOUNDATION 969 LAKELAND DRIVE JACKSON, MS 39216	NONE	OTHER PUBLIC CHARITY	OPERATING FUNDS	125,000
MISSISSIPPI ANIMAL RESCUE LEAGUE 5221 GREENWAY DRIVE EXT JACKSON, MS 39204	NONE	OTHER PUBLIC CHARITY	OPERATING FUNDS	250,000
HOPE HOLLOW MINISTRIES PO BOX 2247 MADISON MS 39130	NONE	OTHER PUBLIC CHARITY	OPERATING FUNDS	1,500
MS CHAPTER-CYSTIC FIBROSIS 6931 ARLINGTON ROAD BETHESDA, MARYLAND 20814-5231	NONE	OTHER PUBLIC CHARITY	RESEARCH	5,000
THE BADDOUR CENTER P O BOX 69 SENATOBIA, MS 38668-0069	NONE	OTHER PUBLIC CHARITY	OPERATIONS - DISABLED CARE CENTER	3,500
MISSISSIPPI CHILDREN'S MUSEUM 2660 RIDGEWOOD ROAD JACKSON, MS 39216	NONE	OTHER PUBLIC CHARITY	BUILDING FUND	100,000
FIRST BAPTIST CHURCH P O BOX 250 JACKSON, MS 39205	NONE	OTHER PUBLIC CHARITY	OPERATING FUNDS	17,500
EPILEPSY FOUNDATION OF MS 4795 MCWILLIE DRIVE, SUITE 101 JACKSON, MS 39206	NONE	OTHER PUBLIC CHARITY	EPILEPSY RESEARCH	2,500
MAGNOLIA SPEECH SCHOOL 733 FLAG CHAPEL ROAD JACKSON MS 39209	NONE	OTHER PUBLIC CHARITY	OPERATING FUNDS	5,000
AMERICAN HEART ASSOCIATION SOUTHEAST AFF 7272 GREENVILLE AVE DALLAS, TX 75231-4596	NONE	OTHER PUBLIC CHARITY	HEART DISEASE RESEARCH	5,000
ARTHRITIS FOUNDATION MS CHAPTER 35 BROAD STREET ATLANTA, GA 30335	NONE	OTHER PUBLIC CHARITY	MEDICAL RESEARCH	5,000
MARCH OF DIMES 330 NORTH MART PLAZA JACKSON, MS 39206	NONE	OTHER PUBLIC CHARITY	MEDICAL RESEARCH FOR BIRTH DEFECTS	2,500
MISSISSIPPI SOCIETY FOR DISABILITIES 3226 N STATE STREET JACKSON, MS 39216	NONE	OTHER PUBLIC CHARITY	MEDICAL RESEARCH	5,000



GERTRUDE C FORD FOUNDATION, INC				
EIN 64-0804548				
TAX YEAR ENDED DECEMBER 31, 2011				
GRANTS AND CONTRIBUTIONS PAID DURING THE YEAR				
RECIPIENT NAME & ADDRESS	RELATIONSHIP	STATUS	PURPOSE	AMOUNT
JACKSON ACADEMY 4908 RIDGEWOOD ROAD JACKSON, MS 39211-5495	NONE	OTHER PUBLIC CHARITY	LIBRARY FUND	3,000
SPECIAL OLYMPICS - MISSISSIPPI P O BOX 5174 HATTIESBURG, MS 39401	NONE	OTHER PUBLIC CHARITY	SUPPORT ACTIVITIES FOR THE DISABLED	2,500
MISSISSIPPI KIDNEY FOUNDATION 3000 OLD CANTON ROAD, STE 100 JACKSON, MS 39216	NONE	OTHER PUBLIC CHARITY	OPERATING FUNDS	5,000
MCLEAN FLETCHER CENTER 2600 INSURANCE CENTER DR STE B-120 JACKSON, MS 39216	NONE	OTHER PUBLIC CHARITY	OPERATING FUNDS	7,500
FIRST PRESBYTERIAN CHURCH DAY SCHOOL 1390 NORTH STATE STREET JACKSON, MS 39202	NONE	OTHER PUBLIC CHARITY	OPERATING FUNDS	10,000
GLEANERS, INC P O BOX 9887 JACKSON, MS	NONE	OTHER PUBLIC CHARITY	OPERATING FUNDS	1,500
SUBIACO ABBEY SUBIACO, ARKANSAS 72865	NONE	OTHER PUBLIC CHARITY	BUILDING FUND	20,000
MID SOUTH WINDS SIGHT & HEARING 930 MADISON AVENUE, STE 101 MEMPHIS TN 38103	NONE	OTHER PUBLIC CHARITY	OPERATING FUNDS	3,000
MISSISSIPPI MUSEUM OF NATURAL SCIENCE 2148 RIVERSIDE DRIVE JACKSON, MS 39202	NONE	OTHER PUBLIC CHARITY	OPERATING FUNDS	20,000
SOUTHERN CHRISTIAN SERVICES P O BOX 5235 JACKSON, MS 39202	NONE	OTHER PUBLIC CHARITY	OPERATING FUNDS	5,000
ST ANDREW'S EPISCOPAL SCHOOL 370 OLD AGENCY ROAD RIDGELAND, MS 39157	NONE	OTHER PUBLIC CHARITY	TEACHER TRAINING	16,000
GOODWILL INDUSTRIES REHAB CENTER 104 EAST STATE STREET RIDGELAND, MS 39157	NONE	OTHER PUBLIC CHARITY	SPONSOR FOR GOODWILL SALUTE DINNER	7,500

GERTRUDE C FORD FOUNDATION, INC				
EIN 64-0804548				
TAX YEAR ENDED DECEMBER 31, 2011				
GRANTS AND CONTRIBUTIONS PAID DURING THE YEAR				
RECIPIENT NAME & ADDRESS	RELATIONSHIP	STATUS	PURPOSE	AMOUNT
MYNELLE GARDENS 4736 CLINITON BOULEVARD JACKSON MS 39209-2400	NONE	OTHER PUBLIC CHARITY	OPERATING FUNDS	5,000
FRIENDS OF CHILDRENS HOSPITAL 2500 NORTH STATE STREET JACKSON MS 39216	NONE	OTHER PUBLIC CHARITY	OPERATING FUNDS	10,000
STEWOPOT COMMUNITY SERVICES 1100 WEST CAPITOL STREET JACKSON, MS 39203	NONE	OTHER PUBLIC CHARITY	KITCHEN EQUIPMENT	2,500
MS SIDS ALLIANCE P O BOX 2170 MADISON, MS 39130	NONE	OTHER PUBLIC CHARITY	OPERATING FUNDS	1,500
MUSTARD SEED 1085 LUCKNEY ROAD BRANDON, MS 39047	NONE	OTHER PUBLIC CHARITY	OPERATING FUNDS	2,500
MISSISSIPPI OPERA POST OFFICE BOX 1551 JACKSON, MS 39215	NONE	OTHER PUBLIC CHARITY	OPERATING FUNDS	5,000
NEW STAGE THEATRE POST OFFICE BOX 4792 JACKSON, MS 39296-4792	NONE	OTHER PUBLIC CHARITY	OPERATING FUNDS	5,000
PARK PLACE CHRISTIAN ACADEMY 5701 HWY 80E PEARL, MS 39208	NONE	OTHER PUBLIC CHARITY	OPERATING FUNDS	20,000
SALVATION ARMY 1450 RIVERSIDE DRIVE JACKSON, MS 39202	NONE	OTHER PUBLIC CHARITY	OPERATING FUNDS	3,000
NEIGHBORHOOD CHRISTIAN CENTER 417 W ASH STREET JACKSON MS 39203	NONE		OPERATING FUNDS	1,000
AMERICAN RED CROSS CENTRAL MISS 875 RIVERSIDE DRIVE JACKSON, MS 39202	NONE	OTHER PUBLIC CHARITY	OPERATING FUNDS	5,500
HOSPICE MINISTRIES, INC 450 TOWNE CENTER BOULEVARD RIDGELAND MS 39157	NONE	OTHER PUBLIC CHARITY	OPERATING FUNDS	5,000

GERTRUDE C. FORD FOUNDATION, INC.				
EIN 64-0804548				
TAX YEAR ENDED DECEMBER 31, 2011				
GRANTS AND CONTRIBUTIONS PAID DURING THE YEAR				
RECIPIENT NAME & ADDRESS	RELATIONSHIP	STATUS	PURPOSE	AMOUNT
DIABETES FOUNDATION OF MISSISSIPPI 800 AVERY BLVD, SUITE 100 JACKSON, MS 39211	NONE	OTHER PUBLIC CHARITY	MEDICAL RESEARCH FOR DIABETES	5,000
DELTA STATE UNIVERSITY 1003 W SUNFLOWER ROAD CLEVELAND MS 38733	NONE	OTHER PUBLIC CHARITY	OPERATING FUNDS	10,000
MISSISSIPPI SYMPHONY ORCHESTRA 201 EAST PASCAGOULA STREET JACKSON, MS 39201	NONE	OTHER PUBLIC CHARITY	HIRING OF MUSICIANS	15,000
HARBOR HOUSES OF JACKSON, INC 1019 WEST CAPITOL STREET JACKSON, MS 39203	NONE	OTHER PUBLIC CHARITY	BUILDING FUND FOR WOMEN	2,500
GATEWAY RESCUE MISSION 328 SOUTH GALLATIN STREET JACKSON, MS 39203	NONE	OTHER PUBLIC CHARITY	OPERATING FUNDS	2,500
JUVENILE DIABETES FOUNDATION 1640 LELIA DRIVE, SUITE 130 JACKSON, MS 39216	NONE	OTHER PUBLIC CHARITY	MEDICAL RESEARCH FOR JUVENILE DIABETES	6,000
FRENCH CAMP ACADEMY FRENCH CAMP MISSISSIPPI 39745	NONE	OTHER PUBLIC CHARITY	OPERATING FUNDS	20,000
CATHOLIC CHARITIES 200 NORTH CONGRESS, SUITE 100 JACKSON, MISSISSIPPI 39201	NONE	OTHER PUBLIC CHARITY	OPERATING FUNDS	1,500
MISTLETOE MARKETPLACE P O BOX 4709 JACKSON, MS 39296-4709	NONE	OTHER PUBLIC CHARITY	CORPORATE SPONSOR	5,000
ST JUDE CHILDRENS HOSPITAL 501 ST JUDE PLACE MEMPHIS, TN 38105-1942	NONE	OTHER PUBLIC CHARITY	FUNDS FOR MEDICAL TREATMENT	5,000
UTICA CHRISTIAN CHURCH 316 EAST MAIN STREET UTICA, MS 39175	NONE	OTHER PUBLIC CHARITY	OPERATING FUNDS	7,000
MISSISSIPPI MUSEUM OF ART 380 SOUTH LAMAR STREET JACKSON MS 39201	NONE	OTHER PUBLIC CHARITY	OPERATING FUNDS	1,000
FONDREN RENAISSANCE RENEWAL 3318 N STATE STREET JACKSON, MS 39216	NONE	OTHER PUBLIC CHARITY	OPERATING FUNDS	3,000
LEUKEMIA AND LYMPHOMA SOCIETY 405 FONTAINE PLACE, SUITE 103 RIDGELAND, MS 39157	NONE	OTHER PUBLIC CHARITY	OPERATING FUNDS	2,500

GERTRUDE C. FORD FOUNDATION, INC.				
EIN 64-0804548				
TAX YEAR ENDED DECEMBER 31, 2011				
GRANTS AND CONTRIBUTIONS PAID DURING THE YEAR				
RECIPIENT NAME & ADDRESS	RELATIONSHIP	STATUS	PURPOSE	AMOUNT
FRIENDS OF ALCOHOLICS P O BOX 217 FLORA, MS 39071	NONE	OTHER PUBLIC CHARITY	OPERATING FUNDS	2,000
WALTER PAYTON SCHOLARSHIP FOUNDATION 2656 HEMINGWAY CIRCLE JACKSON, MS 39209	NONE	OTHER PUBLIC CHARITY	SCHOLARSHIPS	3,500
BETHANY CHRISTIAN SERVICES 2618 SOUTHERLAND JACKSON, MS 39216-4825	NONE	OTHER PUBLIC CHARITY	OPERATING FUNDS	5,000
JACKSON ZOO FOUNDATION 2918 W CAPITOL ST JACKSON, MS 39209	NONE	OTHER PUBLIC CHARITY	EXPANSION PROJECT	160,000
JACKSON PREPARATORY SCHOOL P O BOX 4940 JACKSON, MS 39296-0392	NONE	OTHER PUBLIC CHARITY	CAPITAL FUND	15,000
MISSISSIPPI BOY CHOIR PO BOX 16395 JACKSON MS 39236-6395	NONE	OTHER PUBLIC CHARITY	OPERATING FUNDS	2,500
THE GARDEN CLUB OF JACKSON 4080 BOXWOOD CIRCLE JACKSON, MS 39211	NONE	OTHER PUBLIC CHARITY	OPERATING FUNDS	3,000
JACKSON CHORAL SOCIETY P O BOX 4211 JACKSON, MS 39296-4211	NONE	OTHER PUBLIC CHARITY	OPERATING FUND	500
METHODIST CHILDRENS HOME POST OFFICE BOX 66 CLINTON MS 39060-0066	NONE	OTHER PUBLIC CHARITY	OPERATING FUND	2,500
MISSISSIPPI ARMED FORCES MUSEUM BUILDING 850 CAMP SHELBY, MS 39407	NONE	OTHER PUBLIC CHARITY	OPERATING FUND	1,000
WILLARD F BOND HOME 7521 OLD CANTON ROAD MADISON MS 39110	NONE	OTHER PUBLIC CHARITY	OPERATING FUND	2,500
MISSISSIPPI FELLOWSHIP OF CHRISTIAN ATHLETES P O BOX 449 RIDGELAND, MS 39158	NONE	OTHER PUBLIC CHARITY	OPERATING FUND	2,000
SON VALLEY 461 GOODLOE ROAD CANTON, MS 39046	NONE	OTHER PUBLIC CHARITY	OPERATING FUND	1,000
THE UNIVERSITY OF MISSISSIPPI P O BOX 249 UNIVERSITY, MS 38677	NONE	OTHER PUBLIC CHARITY	INSTALLMENT ON PERFORMING ARTS CENTER, THE INN AT OLE MISS	1,432,200
TOTAL TO FORM 990-PF, PART XV, LINE 3A				2,523,200

GERTRUDE C. FORD FOUNDATION, INC.				
EIN 64-0804548				
TAX YEAR ENDED DECEMBER 31, 2011				
GRANTS AND CONTRIBUTIONS APPROVED FOR FUTURE PAYMENT				
RECIPIENT NAME & ADDRESS	RELATIONSHIP	STATUS	PURPOSE	AMOUNT
THE UNIVERSITY OF MISSISSIPPI P O BOX 249 UNIVERSITY, MS 38677	NONE	OTHER PUBLIC CHARITY	PERFORMING ARTS FUND AND BUILDING, THE INN AT OLE MISS	6,900,000
BAPTIST HEALTH SYSTEMS FOUNDATION 1225 NORTH STATE STREET JACKSON MS 39202	NONE	OTHER PUBLIC CHARITY	OPERATING FUNDS	400,000
UNIVERSITY OF MISSISSIPPI MEDICAL CENTER 2500 N STATE STREET JACKSON MS 39216	NONE	OTHER PUBLIC CHARITY	OPERATING FUNDS	400,000
ST DOMINICS HEALTH SERVICES FOUNDATION 969 LAKELAND DRIVE JACKSON, MS 39216	NONE	OTHER PUBLIC CHARITY	OPERATING FUNDS	400,000
MISSISSIPPI CHILDREN'S MUSEUM 2660 RIDGEWOOD ROAD JACKSON, MS 39216	NONE	OTHER PUBLIC CHARITY	OPERATING FUNDS	100,000
JACKSON ZOO FOUNDATION 2918 W CAPITOL ST JACKSON, MS 39209	NONE	OTHER PUBLIC CHARITY	FACILITIES EXPANSION	
PRESENT VALUE DISCOUNT, NET OF ACCUMULATED AMORTIZATION				(797,068)
TOTAL TO FORM 990-PF, PART XV, LINE 3b				7,402,932