



See a Social Security Number? Say Something!
Report Privacy Problems to <https://public.resource.org/privacy>
Or call the IRS Identity Theft Hotline at 1-800-908-4490



Form 990-PF

Return of Private Foundation
or Section 4947(a)(1) Nonexempt Charitable Trust
Treated as a Private Foundation

OMB No 1545-0052

2011

Department of the Treasury
Internal Revenue Service

Note. The foundation may be able to use a copy of this return to satisfy state reporting requirements

For calendar year 2011, or tax year beginning 01-01-2011 , and ending 12-31-2011

G Check all that apply

☐ Initial return

☐ Initial return of a former public charity

☐ Final return

☐ Amended return

☐ Address change

☐ Name change

Name of foundation
THE WEST END HOME FOUNDATION

Number and street (or P O box number if mail is not delivered to street address)
109 KENNER AVE SUITE 202

Room/suite

City or town, state, and ZIP code
NASHVILLE, TN 37205

H Check type of organization

☒ Section 501(c)(3) exempt private foundation

☐ Section 4947(a)(1) nonexempt charitable trust

☐ Other taxable private foundation

I Fair market value of all assets at end of year (from Part II, col. (c), line 16)

J Accounting method

\$ 36,283,869

☒ Cash ☐ Accrual
Other (specify)
(Part I, column (d) must be on cash basis.)

A Employer identification number
62-0516508

B Telephone number (see page 10 of the instructions)
(615) 383-1395

C If exemption application is pending, check here

D 1. Foreign organizations, check here

2. Foreign organizations meeting the 85% test, check here and attach computation

E If private foundation status was terminated under section 507(b)(1)(A), check here

F If the foundation is in a 60-month termination under section 507(b)(1)(B), check here

Part I Analysis of Revenue and Expenses (The total of amounts in columns (b), (c), and (d) may not necessarily equal the amounts in column (a) (see page 11 of the instructions))		(a) Revenue and expenses per books	(b) Net investment income	(c) Adjusted net income	(d) Disbursements for charitable purposes (cash basis only)
Revenue	1 Contributions, gifts, grants, etc , received (attach schedule)	300			
	2 Check <input checked="" type="checkbox"/> if the foundation is not required to attach Sch B				
	3 Interest on savings and temporary cash investments	534	534	534	
	4 Dividends and interest from securities.	699,008	699,008	699,008	
	5a Gross rents				
	b Net rental income or (loss) _____				
	6a Net gain or (loss) from sale of assets not on line 10	4,872,067			
	b Gross sales price for all assets on line 6a _____ 6,879,726				
	7 Capital gain net income (from Part IV, line 2)		874,652		
	8 Net short-term capital gain			120,130	
	9 Income modifications				
	10a Gross sales less returns and allowances				
Operating and Administrative Expenses	b Less Cost of goods sold				
	c Gross profit or (loss) (attach schedule)				
	11 Other income (attach schedule)	43,061		43,061	
	12 Total. Add lines 1 through 11	5,614,970	1,574,194	862,733	
	13 Compensation of officers, directors, trustees, etc				
	14 Other employee salaries and wages	96,963			96,963
	15 Pension plans, employee benefits				
	16a Legal fees (attach schedule)	369			369
	b Accounting fees (attach schedule)	21,400			21,400
	c Other professional fees (attach schedule)	191,631	191,631	191,631	
	17 Interest				
	18 Taxes (attach schedule) (see page 14 of the instructions)				
	19 Depreciation (attach schedule) and depletion	33,655			
	20 Occupancy	38,181			38,181
	21 Travel, conferences, and meetings				
	22 Printing and publications				
	23 Other expenses (attach schedule)	341,765			337,186
	24 Total operating and administrative expenses.				
	Add lines 13 through 23	723,964	191,631	191,631	494,099
	25 Contributions, gifts, grants paid	0			0
	26 Total expenses and disbursements. Add lines 24 and 25	723,964	191,631	191,631	494,099
	27 Subtract line 26 from line 12				
	a Excess of revenue over expenses and disbursements	4,891,006			
	b Net investment income (if negative, enter -0-)		1,382,563		
	c Adjusted net income (if negative, enter -0-)			671,102	

For Privacy Act and Paperwork Reduction Act Notice, see page 30 of the instructions.

Cat No 11289X

Form 990-PF (2011)

Part II

Balance Sheets

Attached schedules and amounts in the description column should be for end-of-year amounts only (See instructions)

			Beginning of year	End of year	
			(a) Book Value	(b) Book Value	(c) Fair Market Value
Assets	1	Cash—non-interest-bearing			
	2	Savings and temporary cash investments	1,187,767	2,340,130	2,340,130
	3	Accounts receivable ▶ _____ Less allowance for doubtful accounts ▶ _____	286		
	4	Pledges receivable ▶ _____ Less allowance for doubtful accounts ▶ _____			
	5	Grants receivable			
	6	Receivables due from officers, directors, trustees, and other disqualified persons (attach schedule) (see page 15 of the instructions)			
	7	Other notes and loans receivable (attach schedule) ▶ _____ Less allowance for doubtful accounts ▶ _____			
	8	Inventories for sale or use			
	9	Prepaid expenses and deferred charges		1,950	1,950
	10a	Investments—U S and state government obligations (attach schedule)	24,145,193	26,484,350	26,484,350
	b	Investments—corporate stock (attach schedule)			
	c	Investments—corporate bonds (attach schedule).	7,003,003	7,410,373	7,410,373
	11	Investments—land, buildings, and equipment basis ▶ _____ Less accumulated depreciation (attach schedule) ▶ _____			
	12	Investments—mortgage loans			
	13	Investments—other (attach schedule)			
	14	Land, buildings, and equipment basis ▶ _____ 43,202 Less accumulated depreciation (attach schedule) ▶ _____ 32,465	1,008,851	10,737	
Liabilities	15	Other assets (describe ▶ _____)	73,216	47,066	47,066
	16	Total assets (to be completed by all filers—see the instructions Also, see page 1, item I)	33,418,316	36,294,606	36,283,869
	17	Accounts payable and accrued expenses			
	18	Grants payable			
	19	Deferred revenue			
	20	Loans from officers, directors, trustees, and other disqualified persons			
	21	Mortgages and other notes payable (attach schedule)			
	22	Other liabilities (describe ▶ _____)	64,858	46,587	
	23	Total liabilities (add lines 17 through 22)	64,858	46,587	
Net Assets or Fund Balances		Foundations that follow SFAS 117, check here ▶ <input checked="" type="checkbox"/> and complete lines 24 through 26 and lines 30 and 31.			
	24	Unrestricted	32,731,691	35,649,314	
	25	Temporarily restricted	511,767	488,705	
	26	Permanently restricted	110,000	110,000	
		Foundations that do not follow SFAS 117, check here ▶ <input type="checkbox"/> and complete lines 27 through 31.			
	27	Capital stock, trust principal, or current funds			
	28	Paid-in or capital surplus, or land, bldg , and equipment fund			
	29	Retained earnings, accumulated income, endowment, or other funds			
	30	Total net assets or fund balances (see page 17 of the instructions)	33,353,458	36,248,019	
	31	Total liabilities and net assets/fund balances (see page 17 of the instructions)	33,418,316	36,294,606	

Part III

Analysis of Changes in Net Assets or Fund Balances

1	Total net assets or fund balances at beginning of year—Part II, column (a), line 30 (must agree with end-of-year figure reported on prior year’s return)	1	33,353,458
2	Enter amount from Part I, line 27a	2	4,891,006
3	Other increases not included in line 2 (itemize) ▶ _____	3	
4	Add lines 1, 2, and 3	4	38,244,464
5	Decreases not included in line 2 (itemize) ▶ _____	5	1,996,445
6	Total net assets or fund balances at end of year (line 4 minus line 5)—Part II, column (b), line 30	6	36,248,019

Part IV Capital Gains and Losses for Tax on Investment Income

(a) List and describe the kind(s) of property sold (e g , real estate, 2-story brick warehouse, or common stock, 200 shs MLC Co)		(b) How acquired P—Purchase D—Donation	(c) Date acquired (mo , day, yr)	(d) Date sold (mo , day, yr)
1a	See Additional Data Table			
b				
c				
d				
e				

(e) Gross sales price	(f) Depreciation allowed (or allowable)	(g) Cost or other basis plus expense of sale	(h) Gain or (loss) (e) plus (f) minus (g)
a See Additional Data Table			
b			
c			
d			
e			

Complete only for assets showing gain in column (h) and owned by the foundation on 12/31/69			(I) Gains (Col (h) gain minus col (k), but not less than -0-) or Losses (from col (h))
(i) F M V as of 12/31/69	(j) Adjusted basis as of 12/31/69	(k) Excess of col (i) over col (j), if any	
a See Additional Data Table			
b			
c			
d			
e			

2	Capital gain net income or (net capital loss)	{ If gain, also enter in Part I, line 7 If (loss), enter -0- in Part I, line 7 }	2	874,652
3	Net short-term capital gain or (loss) as defined in sections 1222(5) and (6) If gain, also enter in Part I, line 8, column (c) (see pages 13 and 17 of the instructions) If (loss), enter -0- in Part I, line 8		3	120,130

Part V Qualification Under Section 4940(e) for Reduced Tax on Net Investment Income

(For optional use by domestic private foundations subject to the section 4940(a) tax on net investment income)

If section 4940(d)(2) applies, leave this part blank

Was the foundation liable for the section 4942 tax on the distributable amount of any year in the base period? ☐ Yes ☒ No

If "Yes," the foundation does not qualify under section 4940(e) Do not complete this part

1 Enter the appropriate amount in each column for each year, see page 18 of the instructions before making any entries

(a) Base period years Calendar year (or tax year beginning in)	(b) Adjusted qualifying distributions	(c) Net value of noncharitable-use assets	(d) Distribution ratio (col (b) divided by col (c))
2010	1,014,257	29,742,123	0 034102
2009	2,088,401	27,439,957	0 076108
2008	1,883,070	31,888,665	0 059051
2007	1,831,661	38,024,276	0 048171
2006	1,897,885	36,380,061	0 052168

2	Total of line 1, column (d).	2	0 269600
3	Average distribution ratio for the 5-year base period—divide the total on line 2 by 5, or by the number of years the foundation has been in existence if less than 5 years	3	0 053920
4	Enter the net value of noncharitable-use assets for 2011 from Part X, line 5.	4	33,212,904
5	Multiply line 4 by line 3.	5	1,790,840
6	Enter 1% of net investment income (1% of Part I, line 27b).	6	13,826
7	Add lines 5 and 6.	7	1,804,666
8	Enter qualifying distributions from Part XII, line 4.	8	494,099

If line 8 is equal to or greater than line 7, check the box in Part VI, line 1b, and complete that part using a 1% tax rate See the Part VI instructions on page 18

Part VIExcise Tax Based on Investment Income (Section 4940(a), 4940(b), 4940(e), or 4948—see page 18 of the instructions)









1a		Exempt operating foundations described in section 4940(d)(2), check here <input type="checkbox"/> and enter "N/A" on line 1			
		Date of ruling or determination letter _____ (attach copy of letter if necessary—see instructions)			
b		Domestic foundations that meet the section 4940(e) requirements in Part V, check here <input type="checkbox"/> and enter 1% of Part I, line 27b		1	27,651
c		All other domestic foundations enter 2% of line 27b Exempt foreign organizations enter 4% of Part I, line 12, col (b)			
2		Tax under section 511 (domestic section 4947(a)(1) trusts and taxable foundations only Others enter -0-)		2	
3		Add lines 1 and 2.		3	27,651
4		Subtitle A (income) tax (domestic section 4947(a)(1) trusts and taxable foundations only Others enter -0-)		4	
5		Tax based on investment income. Subtract line 4 from line 3 If zero or less, enter -0-		5	27,651
6		Credits/Payments			
a		2011 estimated tax payments and 2010 overpayment credited to 2011	6a	80,809	
b		Exempt foreign organizations—tax withheld at source	6b		
c		Tax paid with application for extension of time to file (Form 8868)	6c		
d		Backup withholding erroneously withheld	6d		
7		Total credits and payments Add lines 6a through 6d.		7	80,809
8		Enter any penalty for underpayment of estimated tax Check here <input type="checkbox"/> if Form 2220 is attached		8	
9		Tax due. If the total of lines 5 and 8 is more than line 7, enter amount owed		9	
10		Overpayment. If line 7 is more than the total of lines 5 and 8, enter the amount overpaid.		10	53,158
11		Enter the amount of line 10 to be Credited to 2012 estimated tax <input type="checkbox"/> 53,158	Refunded <input type="checkbox"/>	11	

Part VII-AStatements Regarding Activities

1a	During the tax year, did the foundation attempt to influence any national, state, or local legislation or did it participate or intervene in any political campaign?		Yes	No
		1a		No
b	Did it spend more than \$100 during the year (either directly or indirectly) for political purposes (see page 19 of the instructions for definition)?			No
	If the answer is "Yes" to 1a or 1b, attach a detailed description of the activities and copies of any materials published or distributed by the foundation in connection with the activities.			
c	Did the foundation file Form 1120-POL for this year?	1c		No
d	Enter the amount (if any) of tax on political expenditures (section 4955) imposed during the year (1) On the foundation <input type="checkbox"/> \$ _____ (2) On foundation managers <input type="checkbox"/> \$ _____			
e	Enter the reimbursement (if any) paid by the foundation during the year for political expenditure tax imposed on foundation managers <input type="checkbox"/> \$ _____			
2	Has the foundation engaged in any activities that have not previously been reported to the IRS?	2		No
	If "Yes," attach a detailed description of the activities.			
3	Has the foundation made any changes, not previously reported to the IRS, in its governing instrument, articles of incorporation, or bylaws, or other similar instruments? If "Yes," attach a conformed copy of the changes	3		No
4a	Did the foundation have unrelated business gross income of \$1,000 or more during the year?	4a		No
b	If "Yes," has it filed a tax return on Form 990-T for this year?	4b		
5	Was there a liquidation, termination, dissolution, or substantial contraction during the year?	5		No
	If "Yes," attach the statement required by General Instruction T.			
6	Are the requirements of section 508(e) (relating to sections 4941 through 4945) satisfied either			
	• By language in the governing instrument, or			
	• By state legislation that effectively amends the governing instrument so that no mandatory directions that conflict with the state law remain in the governing instrument?	6	Yes	
7	Did the foundation have at least \$5,000 in assets at any time during the year? If "Yes," complete Part II, col (c), and Part XV	7	Yes	
8a	Enter the states to which the foundation reports or with which it is registered (see page 19 of the instructions) <input type="checkbox"/> TN _____			
b	If the answer is "Yes" to line 7, has the foundation furnished a copy of Form 990-PF to the Attorney General (or designate) of each state as required by General Instruction G? If "No," attach explanation .	8b	Yes	
9	Is the foundation claiming status as a private operating foundation within the meaning of section 4942(j)(3) or 4942(j)(5) for calendar year 2011 or the taxable year beginning in 2011 (see instructions for Part XIV on page 27)? If "Yes," complete Part XIV	9	Yes	
10	Did any persons become substantial contributors during the tax year? If "Yes," attach a schedule listing their names and addresses	10		No




















Part VII-A

Statements Regarding Activities *(continued)*

11	At any time during the year, did the foundation, directly or indirectly, own a controlled entity within the meaning of section 512(b)(13)? If "Yes," attach schedule (see page 20 of the instructions).	11		No
12	Did the foundation acquire a direct or indirect interest in any applicable insurance contract before August 17, 2008?	12		No
13	Did the foundation comply with the public inspection requirements for its annual returns and exemption application? Website address  N/A	13	Yes	
14	The books are in care of  DRAKE CALTON Telephone no  (615) 383-1395 Located at  109 KENNER AVENUE SUITE 202 NASHVILLE TN ZIP +4  37205			
15	Section 4947(a)(1) nonexempt charitable trusts filing Form 990-PF in lieu of Form 1041 —Check here  and enter the amount of tax-exempt interest received or accrued during the year.  15			
16	At any time during calendar year 2011, did the foundation have an interest in or a signature or other authority over a bank, securities, or other financial account in a foreign country?	16	Yes	No
See the instructions for exceptions and filing requirements for Form TD F 90-22.1 If "Yes", enter the name of the foreign country 				

Part VII-B

Statements Regarding Activities for Which Form 4720 May Be Required

File Form 4720 if any item is checked in the "Yes" column, unless an exception applies.			Yes	No
1a	During the year did the foundation (either directly or indirectly) (1) Engage in the sale or exchange, or leasing of property with a disqualified person?  Yes  No (2) Borrow money from, lend money to, or otherwise extend credit to (or accept it from) a disqualified person?.  Yes  No (3) Furnish goods, services, or facilities to (or accept them from) a disqualified person?  Yes  No (4) Pay compensation to, or pay or reimburse the expenses of, a disqualified person?  Yes  No (5) Transfer any income or assets to a disqualified person (or make any of either available for the benefit or use of a disqualified person)?.  Yes  No (6) Agree to pay money or property to a government official? (Exception. Check "No" if the foundation agreed to make a grant to or to employ the official for a period after termination of government service, if terminating within 90 days).  Yes  No			
b	If any answer is "Yes" to 1a(1)–(6), did any of the acts fail to qualify under the exceptions described in Regulations section 53.4941(d)-3 or in a current notice regarding disaster assistance (see page 20 of the instructions)?. Organizations relying on a current notice regarding disaster assistance check here. 	1b		
c	Did the foundation engage in a prior year in any of the acts described in 1a, other than excepted acts, that were not corrected before the first day of the tax year beginning in 2011?.	1c		
2	Taxes on failure to distribute income (section 4942) (does not apply for years the foundation was a private operating foundation defined in section 4942(j)(3) or 4942(j)(5))			
a	At the end of tax year 2011, did the foundation have any undistributed income (lines 6d and 6e, Part XIII) for tax year(s) beginning before 2011?.  Yes  No If "Yes," list the years  20____, 20____, 20____, 20____			
b	Are there any years listed in 2a for which the foundation is not applying the provisions of section 4942(a)(2) (relating to incorrect valuation of assets) to the year's undistributed income? (If applying section 4942(a)(2) to all years listed, answer "No" and attach statement—see page 20 of the instructions).	2b		
c	If the provisions of section 4942(a)(2) are being applied to any of the years listed in 2a, list the years here  20____, 20____, 20____, 20____			
3a	Did the foundation hold more than a 2% direct or indirect interest in any business enterprise at any time during the year?.  Yes  No			
b	If "Yes," did it have excess business holdings in 2011 as a result of (1) any purchase by the foundation or disqualified persons after May 26, 1969, (2) the lapse of the 5-year period (or longer period approved by the Commissioner under section 4943(c)(7)) to dispose of holdings acquired by gift or bequest, or (3) the lapse of the 10-, 15-, or 20-year first phase holding period? (<i>Use Schedule C, Form 4720, to determine if the foundation had excess business holdings in 2011.</i>).	3b		
4a	Did the foundation invest during the year any amount in a manner that would jeopardize its charitable purposes?	4a		No
b	Did the foundation make any investment in a prior year (but after December 31, 1969) that could jeopardize its charitable purpose that had not been removed from jeopardy before the first day of the tax year beginning in 2011?	4b		No

Part VII-B

Statements Regarding Activities for Which Form 4720 May Be Required (continued)

5a	During the year did the foundation pay or incur any amount to			
	(1) Carry on propaganda, or otherwise attempt to influence legislation (section 4945(e))?	<input type="checkbox"/> Yes <input checked="" type="checkbox"/> No		
	(2) Influence the outcome of any specific public election (see section 4955), or to carry on, directly or indirectly, any voter registration drive?	<input type="checkbox"/> Yes <input checked="" type="checkbox"/> No		
	(3) Provide a grant to an individual for travel, study, or other similar purposes?	<input type="checkbox"/> Yes <input checked="" type="checkbox"/> No		
	(4) Provide a grant to an organization other than a charitable, etc , organization described in section 509(a)(1), (2), or (3), or section 4940(d)(2)? (see page 22 of the instructions).	<input type="checkbox"/> Yes <input checked="" type="checkbox"/> No		
	(5) Provide for any purpose other than religious, charitable, scientific, literary, or educational purposes, or for the prevention of cruelty to children or animals?	<input type="checkbox"/> Yes <input checked="" type="checkbox"/> No		
b	If any answer is "Yes" to 5a(1)–(5), did any of the transactions fail to qualify under the exceptions described in Regulations section 53.4945 or in a current notice regarding disaster assistance (see page 22 of the instructions)? Organizations relying on a current notice regarding disaster assistance check here.	<input type="checkbox"/>	5b	
c	If the answer is "Yes" to question 5a(4), does the foundation claim exemption from the tax because it maintained expenditure responsibility for the grant? <i>If "Yes," attach the statement required by Regulations section 53.4945–5(d).</i>	<input type="checkbox"/> Yes <input type="checkbox"/> No		
6a	Did the foundation, during the year, receive any funds, directly or indirectly, to pay premiums on a personal benefit contract?	<input type="checkbox"/> Yes <input checked="" type="checkbox"/> No		
b	Did the foundation, during the year, pay premiums, directly or indirectly, on a personal benefit contract? <i>If "Yes" to 6b, file Form 8870.</i>		6b	No
7a	At any time during the tax year, was the foundation a party to a prohibited tax shelter transaction?	<input type="checkbox"/> Yes <input checked="" type="checkbox"/> No		
b	If yes, did the foundation receive any proceeds or have any net income attributable to the transaction?		7b	

Part VIII

Information About Officers, Directors, Trustees, Foundation Managers, Highly Paid Employees, and Contractors

1 List all officers, directors, trustees, foundation managers and their compensation (see page 22 of the instructions).				
(a) Name and address	(b) Title, and average hours per week devoted to position	(c) Compensation (If not paid, enter -0-)	(d) Contributions to employee benefit plans and deferred compensation	(e) Expense account, other allowances
See Additional Data Table				
2 Compensation of five highest-paid employees (other than those included on line 1—see page 23 of the instructions). If none, enter "NONE."				
(a) Name and address of each employee paid more than \$50,000	(b) Title, and average hours per week devoted to position	(c) Compensation	(d) Contributions to employee benefit plans and deferred compensation	(e) Expense account, other allowances
NONE				
Total number of other employees paid over \$50,000.				

Part VIII

Information About Officers, Directors, Trustees, Foundation Managers, Highly Paid Employees, and Contractors (continued)

3 Five highest-paid independent contractors for professional services (see page 23 of the instructions). If none, enter "NONE".		
(a) Name and address of each person paid more than \$50,000	(b) Type of service	(c) Compensation
NONE		
Total number of others receiving over \$50,000 for professional services.		

Part IX-A

Summary of Direct Charitable Activities

List the foundation's four largest direct charitable activities during the tax year. Include relevant statistical information such as the number of organizations and other beneficiaries served, conferences convened, research papers produced, etc.	Expenses
1 THE WEST END HOME FOUNDATION OPERATES BY PROVIDING CARE FOR ELDERLY LADIES AT A LOCAL NURSING HOME WHO HAVE LIMITED MEANS OF SUPPORT AND FEEL THEY SHOULD NOT LIVE ALONE	494,099
2	
3	
4	

Part IX-B

Summary of Program-Related Investments (see page 23 of the instructions)

Describe the two largest program-related investments made by the foundation during the tax year on lines 1 and 2	Amount
1 N/A	
2	
All other program-related investments See page 24 of the instructions	
3	
Total. Add lines 1 through 3.	

Part X

Minimum Investment Return (All domestic foundations must complete this part. Foreign foundations, see page 24 of the instructions.)

1	Fair market value of assets not used (or held for use) directly in carrying out charitable, etc , purposes		
a	Average monthly fair market value of securities.	1a	31,272,204
b	Average of monthly cash balances.	1b	2,446,480
c	Fair market value of all other assets (see page 24 of the instructions).	1c	0
d	Total (add lines 1a, b, and c).	1d	33,718,684
e	Reduction claimed for blockage or other factors reported on lines 1a and 1c (attach detailed explanation).	1e	
2	Acquisition indebtedness applicable to line 1 assets.	2	
3	Subtract line 2 from line 1d.	3	33,718,684
4	Cash deemed held for charitable activities Enter 1 1/2% of line 3 (for greater amount, see page 25 of the instructions).	4	505,780
5	Net value of noncharitable-use assets. Subtract line 4 from line 3 Enter here and on Part V, line 4	5	33,212,904
6	Minimum investment return. Enter 5% of line 5.	6	1,660,645

Part XI

Distributable Amount (see page 25 of the instructions) (Section 4942(j)(3) and (j)(5) private operating foundations and certain foreign organizations check here ☒ and do not complete this part.)

1	Minimum investment return from Part X, line 6.	1	
2a	Tax on investment income for 2011 from Part VI, line 5.	2a	
b	Income tax for 2011 (This does not include the tax from Part VI).	2b	
c	Add lines 2a and 2b.	2c	
3	Distributable amount before adjustments Subtract line 2c from line 1.	3	
4	Recoveries of amounts treated as qualifying distributions.	4	
5	Add lines 3 and 4.	5	
6	Deduction from distributable amount (see page 25 of the instructions).	6	
7	Distributable amount as adjusted Subtract line 6 from line 5 Enter here and on Part XIII, line 1.	7	

Part XII

Qualifying Distributions (see page 25 of the instructions)

1	Amounts paid (including administrative expenses) to accomplish charitable, etc , purposes		
a	Expenses, contributions, gifts, etc —total from Part I, column (d), line 26.	1a	494,099
b	Program-related investments—total from Part IX-B.	1b	
2	Amounts paid to acquire assets used (or held for use) directly in carrying out charitable, etc , purposes.	2	
3	Amounts set aside for specific charitable projects that satisfy the		
a	Suitability test (prior IRS approval required).	3a	
b	Cash distribution test (attach the required schedule).	3b	
4	Qualifying distributions. Add lines 1a through 3b Enter here and on Part V, line 8, and Part XIII, line 4	4	494,099
5	Foundations that qualify under section 4940(e) for the reduced rate of tax on net investment income Enter 1% of Part I, line 27b (see page 26 of the instructions).	5	
6	Adjusted qualifying distributions. Subtract line 5 from line 4.	6	494,099
Note: The amount on line 6 will be used in Part V, column (b), in subsequent years when calculating whether the foundation qualifies for the section 4940(e) reduction of tax in those years			

Part XIII

Undistributed Income (see page 26 of the instructions)

	(a) Corpus	(b) Years prior to 2010	(c) 2010	(d) 2011
1 Distributable amount for 2011 from Part XI, line 7				
2 Undistributed income, if any, as of the end of 2011				
a Enter amount for 2010 only.				
b Total for prior years 20____, 20____, 20____				
3 Excess distributions carryover, if any, to 2011				
a From 2006.				
b From 2007.				
c From 2008.				
d From 2009.				
e From 2010.				
f Total of lines 3a through e.				
4 Qualifying distributions for 2011 from Part XII, line 4 ▶ \$ 494,099				
a Applied to 2010, but not more than line 2a				
b Applied to undistributed income of prior years (Election required—see page 26 of the instructions)				
c Treated as distributions out of corpus (Election required—see page 26 of the instructions). . .				
d Applied to 2011 distributable amount.				
e Remaining amount distributed out of corpus	494,099			
5 Excess distributions carryover applied to 2011 (If an amount appears in column (d), the same amount must be shown in column (a).)				
6 Enter the net total of each column as indicated below:				
a Corpus Add lines 3f, 4c, and 4e Subtract line 5	494,099			
b Prior years' undistributed income Subtract line 4b from line 2b.				
c Enter the amount of prior years' undistributed income for which a notice of deficiency has been issued, or on which the section 4942(a) tax has been previously assessed.				
d Subtract line 6c from line 6b Taxable amount—see page 27 of the instructions . . .				
e Undistributed income for 2010 Subtract line 4a from line 2a Taxable amount—see page 27 of the instructions				
f Undistributed income for 2011 Subtract lines 4d and 5 from line 1 This amount must be distributed in 2011				
7 Amounts treated as distributions out of corpus to satisfy requirements imposed by section 170(b)(1)(F) or 4942(g)(3) (see page 27 of the instructions).				
8 Excess distributions carryover from 2006 not applied on line 5 or line 7 (see page 27 of the instructions).				
9 Excess distributions carryover to 2012. Subtract lines 7 and 8 from line 6a				
10 Analysis of line 9				
a Excess from 2007. . . .				
b Excess from 2008. . . .				
c Excess from 2009. . . .				
d Excess from 2010. . . .				
e Excess from 2011. . . .				

Part XIV

Private Operating Foundations (see page 27 of the instructions and Part VII-A, question 9)

1a

If the foundation has received a ruling or determination letter that it is a private operating foundation, and the ruling is effective for 2011, enter the date of the ruling.

1998-09-16

b

Check box to indicate whether the organization is a private operating foundation described in section ☒ 4942(j)(3) or ☐ 4942(j)(5)

	Tax year	Prior 3 years			(e) Total
	(a) 2011	(b) 2010	(c) 2009	(d) 2008	
2a Enter the lesser of the adjusted net income from Part I or the minimum investment return from Part X for each year listed	671,102	544,980	525,509	607,054	2,348,645
b 85% of line 2a	570,437	463,233	446,683	515,996	1,996,349
c Qualifying distributions from Part XII, line 4 for each year listed	494,099	1,014,257	2,093,656	1,889,138	5,491,150
d Amounts included in line 2c not used directly for active conduct of exempt activities		504,000		170,000	674,000
e Qualifying distributions made directly for active conduct of exempt activities Subtract line 2d from line 2c	494,099	510,257	2,093,656	1,719,138	4,817,150
3 Complete 3a, b, or c for the alternative test relied upon					
a "Assets" alternative test—enter					
(1) Value of all assets					
(2) Value of assets qualifying under section 4942(j)(3)(B)(i)					
b "Endowment" alternative test— enter 2/3 of minimum investment return shown in Part X, line 6 for each year listed.	1,107,097	991,404	914,665	1,062,955	4,076,121
c "Support" alternative test—enter					
(1) Total support other than gross investment income (interest, dividends, rents, payments on securities loans (section 512(a)(5)), or royalties)					
(2) Support from general public and 5 or more exempt organizations as provided in section 4942(j)(3)(B)(iii).					
(3) Largest amount of support from an exempt organization					
(4) Gross investment income					

Part XV

Supplementary Information (Complete this part only if the organization had \$5,000 or more in assets at any time during the year—see page 27 of the instructions.)

1

Information Regarding Foundation Managers:

a

List any managers of the foundation who have contributed more than 2% of the total contributions received by the foundation before the close of any tax year (but only if they have contributed more than \$5,000) (See section 507(d)(2))

b

List any managers of the foundation who own 10% or more of the stock of a corporation (or an equally large portion of the ownership of a partnership or other entity) of which the foundation has a 10% or greater interest

2

Information Regarding Contribution, Grant, Gift, Loan, Scholarship, etc., Programs:

Check here ☒ if the foundation only makes contributions to preselected charitable organizations and does not accept unsolicited requests for funds If the foundation makes gifts, grants, etc (see page 28 of the instructions) to individuals or organizations under other conditions, complete items 2a, b, c, and d

a

The name, address, and telephone number of the person to whom applications should be addressed

MILBREY ANDREWS
109 KENNER AVENUE SUITE 202
NASHVILLE, TN 37205
(615) 327-3875

b

The form in which applications should be submitted and information and materials they should include

SEE LINE 2A

c

Any submission deadlines

SEE LINE 2A

d

Any restrictions or limitations on awards, such as by geographical areas, charitable fields, kinds of institutions, or other factors

SEE LINE 2A

3 Grants and Contributions Paid During the Year or Approved for Future Payment

Form **990-PF** (2011)

Enter gross amounts unless otherwise indicated		Unrelated business income		Excluded by section 512, 513, or 514		(e) Related or exempt function income (See page 28 of the instructions)
	(a) Business code	(b) Amount	(c) Exclusion code	(d) Amount		
1 Program service revenue						
a RESIDENT REQUESTS						24,876
b RESIDENT INCOME						17,770
c _____						
d _____						
e _____						
f _____						
g Fees and contracts from government agencies						
2 Membership dues and assessments. . . .						
3 Interest on savings and temporary cash investments			14	534		
4 Dividends and interest from securities. . . .			14	699,008		
5 Net rental income or (loss) from real estate						
a Debt-financed property.						
b Not debt-financed property.						
6 Net rental income or (loss) from personal property						
7 Other investment income.						
8 Gain or (loss) from sales of assets other than inventory						4,872,067
9 Net income or (loss) from special events						
10 Gross profit or (loss) from sales of inventory. .						
11 Other revenue a CLASS ACTION SUITS			1	415		
b _____						
c _____						
d _____						
e _____						
12 Subtotal Add columns (b), (d), and (e). .				699,957		4,914,713
13 Total. Add line 12, columns (b), (d), and (e).						5,614,670

[illegible]

Part XVII

1	Did the organization directly or indirectly engage in any of the following with any other organization described in section 501(c) of the Code (other than section 501(c)(3) organizations) or in section 527, relating to political organizations?		Yes	No
a	Transfers from the reporting foundation to a noncharitable exempt organization of			
	(1) Cash.	1a(1)		No
	(2) Other assets.	1a(2)		No
b	Other transactions			
	(1) Sales of assets to a noncharitable exempt organization.	1b(1)		No
	(2) Purchases of assets from a noncharitable exempt organization.	1b(2)		No
	(3) Rental of facilities, equipment, or other assets.	1b(3)		No
	(4) Reimbursement arrangements.	1b(4)		No
	(5) Loans or loan guarantees.	1b(5)		No
	(6) Performance of services or membership or fundraising solicitations.	1b(6)		No
c	Sharing of facilities, equipment, mailing lists, other assets, or paid employees.	1c		No

[illegible]

2a Is the foundation directly or indirectly affiliated with, or related to, one or more tax-exempt organizations described in section 501(c) of the Code (other than section 501(c)(3)) or in section 527? ☐ Yes ☒ No

b If "Yes," complete the following schedule		
(a) Name of organization	(b) Type of organization	(c) Description of relationship

Sign Here	Under penalties of perjury, I declare that I have examined this return, including accompanying schedules and statements, and to the best of my knowledge and belief, it is true, correct, and complete Declaration of preparer (other than taxpayer or fiduciary) is based on all information of which preparer has any knowledge				
	*****			2012-08-10	*****
	Signature of officer or trustee			Date	Title
	Paid Preparer's Use Only	Preparer's Signature JAY GRANNIS		Date 2012-11-12	Check if self-employed <input checked="" type="checkbox"/> PTIN
		Firm's name GRANNIS & ASSOCIATES PC 515 W BURTON ST			Firm's EIN
Firm's address MURFREESBORO, TN 371303549			Phone no (615) 895-1040		

May the IRS discuss this return with the preparer shown above? See instructions ☐ Yes ☒ No

Additional Data

Software ID:
Software Version:
EIN: 62-0516508
Name: THE WEST END HOME FOUNDATION

Form 990PF - Special Condition Description:

Special Condition Description

Form 990PF Part IV - Capital Gains and Losses for Tax on Investment Income - Columns a - d

(a) List and describe the kind(s) of property sold (e g , real estate, 2-story brick warehouse, or common stock, 200 shs MLC Co)	(b) How acquired P—Purchase D—Donation	(c) Date acquired (mo , day, yr)	(d) Date sold (mo , day, yr)
HIRTLE, CALLAGHAN ST GAINS	P	2010-03-17	2011-03-16
VANGUARD - CAP GAIN DISTRIBUTION	P	2011-01-01	2011-12-31
HIRTLE, CALLAGHAN ST DISTRIBUTION	P	2011-01-01	2011-12-19
HIRTLE, CALLAGHAN LT GAINS	P	2008-07-18	2011-06-02
VANGUARD - CAP GAIN DISTRIBUTION	P	2010-12-30	2011-12-31
HIRTLE, CALLAGHAN LT DISTRIBUTIONS	P	2010-12-01	2011-12-19





















Form 990PF Part IV - Capital Gains and Losses for Tax on Investment Income - Columns e - h

(e) Gross sales price	(f) Depreciation allowed (or allowable)	(g) Cost or other basis plus expense of sale	(h) Gain or (loss) (e) plus (f) minus (g)
192,995		176,075	16,920
752			752
102,458			102,458
1,039,809		824,579	215,230
4,850			4,850
534,442			534,442

Form 990PF Part IV - Capital Gains and Losses for Tax on Investment Income - Columns i - l

Complete only for assets showing gain in column (h) and owned by the foundation on 12/31/69			(l) Gains (Col (h) gain minus col (k), but not less than -0-) or Losses (from col (h))
(i) F M V as of 12/31/69	(j) Adjusted basis as of 12/31/69	(k) Excess of col (i) over col (j), if any	
			16,920
			752
			102,458
			215,230
			4,850
			534,442

Form 990PF Part VIII Line 1 - List all officers, directors, trustees, foundation managers and their compensation

(a) Name and address	(b) Title, and average hours per week devoted to position	(c) Compensation (If not paid, enter -0-)	(d) Contributions to employee benefit plans and deferred compensation	(e) Expense account, other allowances
MILBREY ANDREWS 	BOARD MEMBER 1 00	0	0	0
208 JACKSON BLVD NASHVILLE,TN 37205				
DRAKE CALTON 	TREASURER 10 00	0	0	0
2511-B RICHLAND AVE NASHVILLE,TN 37205				
BARBARA CANNON 	BOARD MEMBER 1 00	0	0	0
332 LYNWOOD BLVD NASHVILLE,TN 37205				
PATRICIA COLTON 	BOARD MEMBER 1 00	0	0	0
501 LYNWOOD BLVD NASHVILLE,TN 37205				
JANE DELONY 	BOARD MEMBER 1 00	0	0	0
500 ELMINGTON AVE 405 NASHVILLE,TN 37205				
JEAN FARRIS 	BOARD MEMBER 1 00	0	0	0
102 THE COMMONS DR NASHVILLE,TN 37215				
FRAN HARDCASTLE 	BOARD MEMBER 1 00	0	0	0
4429 SHEPPARD PL NASHVILLE,TN 37205				
COURTNEY HOLLINS 	BOARD MEMBER 1 00	0	0	0
2525 WEST END AVE 1500 NASHVILLE,TN 37203				
MARY HERBERT KELLY 	BOARD MEMBER 1 00	0	0	0
3811 RICHLAND AVE NASHVILLE,TN 37205				
EMMIE MCDONALD 	BOARD MEMBER 1 00	0	0	0
414 ELLENDALE AVE NASHVILLE,TN 37205				
LYNN MCDONALD 	BOARD MEMBER 1 00	0	0	0
1000 OMAN DR BRENTWOOD,TN 37027				
ANNE MORGAN 	BOARD MEMBER 1 00	0	0	0
200 EVELYN AVE NASHVILLE,TN 37205				
CAROLE NELSON 	BOARD MEMBER 1 00	0	0	0
1305 CHICKERING RD NASHVILLE,TN 37215				
JEAN WARD OLDFIELD 	SECRETARY 2 00	0	0	0
213 BURLINGTON PL NASHVILLE,TN 37215				
CAMMIE RASH 	BOARD MEMBER 1 00	0	0	0
868 S CURTISWOOD NASHVILLE,TN 37204				
MARTI ROSENBERG 	BOARD MEMBER 1 00	0	0	0
219 LAUDERDALE RD NASHVILLE,TN 37205				
GRAY THORNBURG 	PRESIDENT 10 00	0	0	0
229 DEER PARK DR NASHVILLE,TN 37205				
EMILY TIDWELL 	BOARD MEMBER 1 00	0	0	0
905 WESTVIEW AVE NASHVILLE,TN 37205				
GAYLE VANCE 	BOARD MEMBER 1 00	0	0	0
160 CHARLESTON PK NASHVILLE,TN 37205				
LUANNE WALTEMATH 	BOARD MEMBER 1 00	0	0	0
4401 SUNNYBROOK DR NASHVILLE,TN 37205				

Form

4562

Depreciation and Amortization
(Including Information on Listed Property)

OMB No 1545-0172

2011

Attachment
Sequence No 179

Department of the Treasury
Internal Revenue Service (99)

See separate instructions. Attach to your tax return.

Name(s) shown on return THE WEST END HOME FOUNDATION	Business or activity to which this form relates INDIRECT DEPRECIATION	Identifying number 62-0516508
---	--	----------------------------------

Part I Election To Expense Certain Property Under Section 179

Note: If you have any listed property, complete Part V before you complete Part I.

1 Maximum amount (see instructions)	1	500,000
2 Total cost of section 179 property placed in service (see instructions)	2	
3 Threshold cost of section 179 property before reduction in limitation (see instructions)	3	2,000,000
4 Reduction in limitation Subtract line 3 from line 2 If zero or less, enter -0-	4	
5 Dollar limitation for tax year Subtract line 4 from line 1 If zero or less, enter -0- If married filing separately, see instructions	5	

6 (a) Description of property	(b) Cost (business use only)	(c) Elected cost	
7 Listed property Enter the amount from line 29	7		
8 Total elected cost of section 179 property Add amounts in column (c), lines 6 and 7	8		
9 Tentative deduction Enter the smaller of line 5 or line 8	9		
10 Carryover of disallowed deduction from line 13 of your 2010 Form 4562	10		
11 Business income limitation Enter the smaller of business income (not less than zero) or line 5 (see instructions)	11		
12 Section 179 expense deduction Add lines 9 and 10, but do not enter more than line 11	12		
13 Carryover of disallowed deduction to 2012 Add lines 9 and 10, less line 12	13		

Note: Do not use Part II or Part III below for listed property. Instead, use Part V.

Part II Special Depreciation Allowance and Other Depreciation (Do not include listed property) (See instructions)

14 Special depreciation allowance for qualified property (other than listed property) placed in service during the tax year (see instructions)	14	
15 Property subject to section 168(f)(1) election	15	
16 Other depreciation (including ACRS)	16	33,655

Part III MACRS Depreciation (Do not include listed property.) (See instructions.)

Section A		
17 MACRS deductions for assets placed in service in tax years beginning before 2011	17	
18 If you are electing to group any assets placed in service during the tax year into one or more general asset accounts, check here		

Section B—Assets Placed in Service During 2011 Tax Year Using the General Depreciation System

(a) Classification of property	(b) Month and year placed in service	(c) Basis for depreciation (business/investment use only—see instructions)	(d) Recovery period	(e) Convention	(f) Method	(g) Depreciation deduction
19a 3-year property						
b 5-year property						
c 7-year property						
d 10-year property						
e 15-year property						
f 20-year property						
g 25-year property			25 yrs		S/L	
h Residential rental property			27 5 yrs	MM	S/L	
			27 5 yrs	MM	S/L	
i Nonresidential real property			39 yrs	MM	S/L	
				MM	S/L	

Section C—Assets Placed in Service During 2011 Tax Year Using the Alternative Depreciation System

20a Class life					S/L	
b 12-year			12 yrs		S/L	
c 40-year			40 yrs	MM	S/L	

Part IV Summary (see instructions)

21 Listed property Enter amount from line 28	21	
22 Total. Add amounts from line 12, lines 14 through 17, lines 19 and 20 in column (g), and line 21 Enter here and on the appropriate lines of your return Partnerships and S corporations—see instructions	22	33,655
23 For assets shown above and placed in service during the current year, enter the portion of the basis attributable to section 263A costs	23	

Part V

Listed Property (Include automobiles, certain other vehicles, certain computers, and property used for entertainment, recreation, or amusement.)
Note: For any vehicle for which you are using the standard mileage rate or deducting lease expense, complete **only** 24a, 24b, columns (a) through (c) of Section A, all of Section B, and Section C if applicable.

Section A—Depreciation and Other Information (Caution: See the instructions for limits for passenger automobiles.)

24a Do you have evidence to support the business/investment use claimed? <input type="checkbox"/> Yes <input type="checkbox"/> No						24b If "Yes," is the evidence written? <input type="checkbox"/> Yes <input type="checkbox"/> No			
(a) Type of property (list vehicles first)	(b) Date placed in service	(c) Business/ investment use percentage	(d) Cost or other basis	(e) Basis for depreciation (business/investment use only)	(f) Recovery period	(g) Method/ Convention	(h) Depreciation/ deduction	(i) Elected section 179 cost	
25Special depreciation allowance for qualified listed property placed in service during the tax year and used more than 50% in a qualified business use (see instructions)							25		
26 Property used more than 50% in a qualified business use									
		%							
		%							
		%							
27 Property used 50% or less in a qualified business use									
		%				S/L -			
		%				S/L -			
		%				S/L -			
28 Add amounts in column (h), lines 25 through 27 Enter here and on line 21, page 1						28			
29 Add amounts in column (i), line 26 Enter here and on line 7, page 1							29		

Section B—Information on Use of Vehicles

Complete this section for vehicles used by a sole proprietor, partner, or other "more than 5% owner," or related person
If you provided vehicles to your employees, first answer the questions in Section C to see if you meet an exception to completing this section for those vehicles

30 Total business/investment miles driven during the year (do not include commuting miles)	(a) Vehicle 1		(b) Vehicle 2		(c) Vehicle 3		(d) Vehicle 4		(e) Vehicle 5		(f) Vehicle 6	
31 Total commuting miles driven during the year												
32 Total other personal(noncommuting) miles driven												
33 Total miles driven during the year Add lines 30 through 32												
34 Was the vehicle available for personal use during off-duty hours?	Yes	No	Yes	No	Yes	No	Yes	No	Yes	No	Yes	No
35 Was the vehicle used primarily by a more than 5% owner or related person?												
36 Is another vehicle available for personal use?												

Section C—Questions for Employers Who Provide Vehicles for Use by Their Employees

Answer these questions to determine if you meet an exception to completing Section B for vehicles used by employees who **are not** more than 5% owners or related persons (see instructions)

37 Do you maintain a written policy statement that prohibits all personal use of vehicles, including commuting, by your employees?	Yes	No
38 Do you maintain a written policy statement that prohibits personal use of vehicles, except commuting, by your employees? See the instructions for vehicles used by corporate officers, directors, or 1% or more owners		
39 Do you treat all use of vehicles by employees as personal use?		
40 Do you provide more than five vehicles to your employees, obtain information from your employees about the use of the vehicles, and retain the information received?		
41 Do you meet the requirements concerning qualified automobile demonstration use? (See instructions)		
Note: If your answer to 37, 38, 39, 40, or 41 is "Yes," do not complete Section B for the covered vehicles		

Part VI Amortization

(a) Description of costs	(b) Date amortization begins	(c) Amortizable amount	(d) Code section	(e) Amortization period or percentage	(f) Amortization for this year
42 Amortization of costs that begins during your 2011 tax year (see instructions)					
43 Amortization of costs that began before your 2011 tax year				43	
44 Total. Add amounts in column (f) See the instructions for where to report				44	

TY 2011 Accounting Fees Schedule

Name: THE WEST END HOME FOUNDATION

EIN: 62-0516508

Category	Amount	Net Investment Income	Adjusted Net Income	Disbursements for Charitable Purposes
GRANNIS & ASSOCIATES, PC	21,400			21,400

TY 2011 Compensation Explanation**Name:** THE WEST END HOME FOUNDATION**EIN:** 62-0516508

Person Name	Explanation
MILBREY ANDREWS	
DRAKE CALTON	
BARBARA CANNON	
PATRICIA COLTON	
JANE DELONY	
JEAN FARRIS	
FRAN HARDCASTLE	
COURTNEY HOLLINS	
MARY HERBERT KELLY	
EMMIE MCDONALD	
LYNN MCDONALD	
ANNE MORGAN	
CAROLE NELSON	
JEAN WARD OLDFIELD	
CAMMIE RASH	
MARTI ROSENBERG	
GRAY THORNBURG	
EMILY TIDWELL	
GAYLE VANCE	
LUANNE WALTEMATH	

Note: To capture the full content of this document, please select landscape mode (11" x 8.5") when printing.

TY 2011 Depreciation Schedule

Name: THE WEST END HOME FOUNDATION
EIN: 62-0516508

Description of Property	Date Acquired	Cost or Other Basis	Prior Years' Depreciation	Computation Method	Rate / Life (# of years)	Current Year's Depreciation Expense	Net Investment Income	Adjusted Net Income	Cost of Goods Sold Not Included
BUILDING	1984-06-01	1,707,000	1,027,899	S/L	40 0000	25,605			
BUILDING CHANGES - HAYES	1984-03-01	1,935	1,742	S/L	40 0000				
LIGHT FIXTURES - BRAID	1984-04-01	403	403	S/L	10 0000				
LIGHT FIXTURES - BRAID	1984-05-01	411	411	S/L	10 0000				
MARBLE HEARTH	1984-06-01	400	360	S/L	10 0000				
LIGHT FIXTURES - BRAID	1984-07-01	460	460	S/L	10 0000				
ARCHITECT - YEARWOOD & JOHNSON	1984-07-01	3,640	3,276	S/L	10 0000				
BRICKWORK & WALKS	1984-08-01	22,690	20,421	S/L	10 0000				
IRONWORK	1984-08-01	249	236	S/L	10 0000				
IRONWORK	1984-10-01	1,720	1,634	S/L	10 0000				
IRONWORK	1984-12-01	935	888	S/L	10 0000				
WINDOW COVERING	1984-03-01	750	750	S/L	10 0000				
STORAGE UNITS	1987-01-31	1,100	1,045	S/L	10 0000				
2 - VACUUM CLEANERS	1988-12-31	365	347	S/L	10 0000				
WATER COOLER	1990-04-30	1,034	1,034	S/L	5 0000				
FLOOR MACHINE	1990-05-31	825	825	S/L	5 0000				
LADDER	1991-02-28	132	132	S/L	7 0000				
AIR CONDITIONER-UPSTAIRS HALLWAY	1991-08-31	936	936	S/L	7 0000				
2 ORIENTAL RUGS	1992-03-31	4,999	4,999	S/L	7 0000				
OFFICE, FOYER, ETC	1996-04-30	5,215	5,215	S/L	10 0000				
CARPET	1996-05-06	1,083	1,083	S/L	10 0000				
PATIO IRON RAILINGS	1985-02-21	238	226	S/L	10 0000				
BUILDING CHANGES	1985-03-28	7,055	6,350	S/L	10 0000				
LIGHT & TV CAMERA	1985-05-08	378	359	S/L	10 0000				
FOUNTAIN	1986-08-31	3,157	2,999	S/L	10 0000				
DOOR FRAME	1987-11-30	51	51	S/L	10 0000				
DOOR - MEDICINE ROOM	1987-06-30	136	122	S/L	10 0000				
CABINET - NURSE'S STATION	1987-10-31	2,955	2,659	S/L	10 0000				
IRON RAILING - SIDEWALKS	1988-08-15	1,260	1,260	S/L	10 0000				
SHUTTERS	1988-03-31	318	318	S/L	10 0000				
LINO FLOOR-HCC BATH	1991-04-30	349	349	S/L	10 0000				
ADD ON ROOM (OFF KITCHEN)	1992-05-31	1,321	767	S/L	32 0000	28			
AWNING FOR HEALTH CARE CENTER	1994-11-17	1,260	1,260	S/L	10 0000				
GUEST ROOM	1995-04-30	2,963	2,963	S/L	10 0000				
SHEERS	1984-04-01	2,200	2,200	S/L	10 0000				
SHEERS	1984-05-01	2,022	2,022	S/L	10 0000				
SHADES	1984-05-01	747	747	S/L	10 0000				
FURNITURE - BRADFORD'S	1984-11-01	11,783	10,604	S/L	10 0000				
SHADES & SHEERS	1984-12-01	527	527	S/L	10 0000				
SHELVING	1985-01-01	223	223	S/L	10 0000				
2 DESKS	1985-02-21	175	158	S/L	10 0000				
SHEERS	1985-03-22	93	93	S/L	10 0000				
SHEERS	1985-05-16	112	112	S/L	10 0000				
URN STANDS	1985-05-30	323	291	S/L	10 0000				
FLOOR LAMP	1987-01-31	145	145	S/L	10 0000				
TOOL BOX	1987-08-31	100	100	S/L	10 0000				
FILE CABINET	1988-05-31	180	180	S/L	10 0000				
2 - PAINTINGS	1988-12-31	300	300	S/L	10 0000				
DINING ROOM CHAIRS	1989-04-30	8,013	8,013	S/L	10 0000				
2 CHAIRS - REUPHOLSTERED	1989-12-01	1,260	1,260	S/L	10 0000				
BLINDS,ETC	1989-10-18	1,314	1,314	S/L	10 0000				
CARPET & DRAPERIES	1989-11-15	2,964	2,964	S/L	10 0000				
FURNITURE	1990-01-31	4,188	4,188	S/L	7 0000				
FURNITURE	1990-06-30	167	167	S/L	7 0000				
FURNITURE	1990-06-30	879	879	S/L	5 0000				
FURNITURE	1990-08-31	367	367	S/L	7 0000				
URN	1991-12-31	1,660	1,660	S/L	7 0000				
4 PICTURES	1991-05-31	125	125	S/L	7 0000				
BEN PAGE - VARIOUS	1984-04-01	735	735	S/L	10 0000				
TRITSCHLER'S NURSERY - VARIOUS	1984-05-01	475	475	S/L	10 0000				
BENAYCE - VARIOUS	1984-05-01	700	700	S/L	10 0000				
BEN PAGE - VARIOUS	1984-06-01	1,365	1,365	S/L	10 0000				
TELANSKO - VARIOUS	1984-07-01	1,423	1,423	S/L	10 0000				
ELIJS - VARIOUS	1984-10-01	5,361	5,361	S/L	10 0000				
ELIJS - VARIOUS	1984-12-01	3,623	3,623	S/L	10 0000				
TELANSKO - VARIOUS	1984-12-01	2,000	2,000	S/L	10 0000				
TREES	1985-01-10	309	309	S/L	10 0000				
TREES & PLANTS	1985-03-21	410	410	S/L	10 0000				
BUSHES	1985-06-06	1,864	1,864	S/L	10 0000				
TREES & BUSHES	1985-11-19	1,544	1,544	S/L	10 0000				
SPRINKLER SYSTEM	1989-06-30	13,700	13,700	S/L	10 0000				
SHRUBS	1989-04-30	4,506	4,506	S/L	10 0000				
LAND	1984-01-01	306,000							
SIDING ON THE FRONT GABLE	1997-02-11	1,390	1,390	S/L	10 0000				
FRONT DOOR CAMERAS	1997-05-27	924	924	S/L	10 0000				
ELEVATOR AUTO RECALL	1998-03-18	1,485	1,485	S/L	10 0000				
SMOKE ALARMS AND INSTALLATION	1998-12-17	1,446	1,446	S/L	10 0000				
NEW ROOF	1998-05-13	26,944	26,944	S/L	10 0000				
REPLACEMENT WINDOWS	1999-05-25	552	164	S/L	39 0000	9			
CARPET	1999-10-12	50,642	50,642	S/L	10 0000				
REPAIR DORMERS	1999-09-14	1,320	1,320	S/L	10 0000				
BACKUP GENERATOR & BATTERY	1999-08-25	1,835	1,835	S/L	10 0000				
TELEPHONE SYSTEM	1999-11-23	5,775	5,775	S/L	10 0000				
2 WINDOW A/C UNITS	1999-06-22	1,140	1,140	S/L	10 0000				
SHELVING	1999-11-09	1,060	1,060	S/L	10 0000				
FIRE ALARM REPLACEMENT	1999-10-27	500	500	S/L	10 0000				
TREE TOPPING IN BLDG FRONT	1999-11-30	400	298	S/L	15 0000	18			
COPIER	2000-12-13	5,575	5,575	S/L	10 0000				
KOHLER BACKUP GENERATOR	2001-01-15	11,849	11,849	S/L	10 0000				
WATER HEATER IN MECHANICAL ROOM	2001-03-27	9,500	9,263	S/L	10 0000	237			
WINDOW AIR CONDITIONER	2001-04-11	750	731	S/L	10 0000	19			
AIR COMPRESSOR	2001-04-24	912	882	S/L	10 0000	30			
BASE BOARDS AND NEW FLOOR IN HCC	2001-08-28	4,025	3,757	S/L	10 0000	268			
SMOKE DETECTORS	2001-02-08	419	415	S/L	10 0000	4			
SECURITY CAMERAS - 2ND & 3RD FLOORS	2001-03-14	746	734	S/L	10 0000	12			
SHELVES FOR LIBRARY	2001-12-04	174	158	S/L	10 0000	16			
LANDSCAPING	2001-11-13	305	280	S/L	10 0000	20			
DOUBLE TIER LOCKER	2002-05-14	570	494	S/L	10 0000	57			
STORAGE CABINET	2002-05-21	465	399	S/L	10 0000	46			
CARPET	2002-12-12	997	806	S/L	10 0000	99			
RUBBER BASEBOARDS - HEALTH CARE	2002-09-01	3,475	2,896	S/L	10 0000	232			
SECURITY SYSTEM - MONITORS	2002-07-03	6,642	5,646	S/L	10 0000	664			
OUTSIDE LIGHTING	2003-02-19	1,705	1,336	S/L	10 0000	114			
GUTTERING	2003-04-16	2,711	2,078	S/L	10 0000	181			
FRONT DOOR AWNING	2003-05-21	2,670	2,025	S/L	10 0000	178			
WINDOW AIR CONDITONER - KITCHEN	2003-06-18	465	349	S/L	10 0000	46			
CHILLER	2003-02-12	19,907	15,760	S/L	10 0000	1,990			
SECURITY MONITOR	2004-01-01	518	363	S/L	10 0000	51			
WATER HEATER	2005-03-23	10,400	5,980	S/L	10 0000	1,040			
T3302 SEMP COMP W/PRINTER - HCC	2005-10-17	626	626	S/L	5 0000				
WASHER & DRYER-HEALTHCARE	2007-08-07	1,094	534	S/L	7 0000	156			
TABLE	2007-12-07	4,078	1,796	S/L	7 0000	583			
26I POLISHED BRASS TABLE LAMP	2008-06-04	978	550	S/L	7 0000	123			
COMPUTER W/ PRINTER	2009-02-18	1,117	205	S/L	10 0000	112			
INTACT SCANNER / COPIER	2011-02-21	4,913		S/L	10 0000	409			
INTACT SOFTWARE	2011-02-21	4,194		STRAIGHT LINE	3 0000	1,282			
OFFICE CREDENZA	2011-07-14	525		S/L	10 0000	26			

Note: To capture the full content of this document, please select landscape mode (11" x 8.5") when printing.

TY 2011 Gain/Loss from Sale of Other Assets Schedule

Name: THE WEST END HOME FOUNDATION

EIN: 62-0516508

Name	Date Acquired	How Acquired	Date Sold	Purchaser Name	Gross Sales Price	Basis	Basis Method	Sales Expenses	Total (net)	Accumulated Depreciation
SALE OF BUILDING AND LAND		PURCHASE	2011-09		5,000,000	2,153,346		32,919	4,000,873	1,187,138
SALE OF / SCRAPPED ASSETS		PURCHASE	2011-12		70	155,510			-7,808	147,632
FURNITURE	1990-01	PURCHASE	2011-08		3,000	4,188			3,000	4,188
FURNITURE	1990-06	PURCHASE	2011-08		150	167			150	167
SALE OF CHAIRS		PURCHASE	2011-06		400	1,246			400	1,246
URN	1991-12	PURCHASE	2011-04		800	1,660			800	1,660

TY 2011 General Explanation Attachment**Name:** THE WEST END HOME FOUNDATION**EIN:** 62-0516508

Identifier	Return Reference	Explanation
GENERAL ELECTIONS		YEAR ENDED DECEMBER 31, 2011 62-0516508 THE WEST END HOME FOUNDATION 109 KENNER AVE, SUITE 202 NASHVILLE, TN 37205 ELECTING OUT OF BONUS DEPRECIATION ALLOWANCE FOR ALL ELIGIBLE DEPRECIABLE PROPERTY THE TAXPAYER ELECTS OUT OF FIRST-YEAR BONUS DEPRECIATION ALLOWANCE UNDER IRC SECTION 168(K) FOR ALL ELIGIBLE ASSET CLASSES OF DEPRECIABLE PROPERTY ACQUIRED AFTER DECEMBER 31, 2007 THIS ELECTION APPLIES TO ALL ELIGIBLE DEPRECIABLE PROPERTY PLACED IN SERVICE DURING THE TAX YEAR

**TY 2011 Investments Corporate
Bonds Schedule**

Name: THE WEST END HOME FOUNDATION
EIN: 62-0516508

Name of Bond	End of Year Book Value	End of Year Fair Market Value
FIXED INCOME	7,410,373	7,410,373

TY 2011 Land, Etc. Schedule**Name:** THE WEST END HOME FOUNDATION**EIN:** 62-0516508

Category / Item	Cost / Other Basis	Accumulated Depreciation	Book Value	End of Year Fair Market Value
BUILDING				
BUILDING IMPROVEMENTS				
EQUIPMENT	18,006	12,702	5,304	
FURNITURE AND FIXTURES	21,002	18,481	2,521	
LAND				
LANDSCAPING				
SOFTWARE	4,194	1,282	2,912	

TY 2011 Legal Fees Schedule

Name: THE WEST END HOME FOUNDATION

EIN: 62-0516508

Category	Amount	Net Investment Income	Adjusted Net Income	Disbursements for Charitable Purposes
WALLER, LANSDEN, DORTCH & DAVIS,	369			

TY 2011 Other Assets Schedule

Name: THE WEST END HOME FOUNDATION

EIN: 62-0516508

Description	Beginning of Year - Book Value	End of Year - Book Value	End of Year - Fair Market Value
DUE FROM CUSTODIAL	7,762		
CUSTODIAL-CHECKING	64,254	46,227	46,227
DUE FROM BLAKEFORD RESIDENTS	1,200	839	839

TY 2011 Other Decreases Schedule

Name: THE WEST END HOME FOUNDATION

EIN: 62-0516508

Description	Amount
UNREALIZED (GAIN) LOSS ON INVESTMENTS	1,996,445

TY 2011 Other Expenses Schedule

Name: THE WEST END HOME FOUNDATION

EIN: 62-0516508

Description	Revenue and Expenses per Books	Net Investment Income	Adjusted Net Income	Disbursements for Charitable Purposes
EXPENSES				
TN UNEMPLOYMENT CLAIM	4,579			
PAYROLL TAXES	8,756			8,756
FUNERAL	5,824			5,824
EMPLOYEE BENEFITS	3,354			3,354
INSURANCE	17,292			17,292
MISCELLANEOUS	16			16
FOOD, TABLE, SUPPLIES	136			136
RESIDENT CARE	203,769			203,769
RESIDENT ACTIVITIES	5,901			5,901
TEMP LABOR - CONTRACT LABOR	23,988			23,988
OPERATING	23,441			23,441
HEALTH AND MEDICAL	30,116			30,116
MAINTENANCE AND REPAIRS	14,593			14,593

TY 2011 Other Income Schedule

Name: THE WEST END HOME FOUNDATION

EIN: 62-0516508

Description	Revenue And Expenses Per Books	Net Investment Income	Adjusted Net Income
RESIDENT BEQUESTS	24,876		24,876
RESIDENT INCOME	17,770		17,770
CLASS ACTION SUITS	415		415

TY 2011 Other Liabilities Schedule**Name:** THE WEST END HOME FOUNDATION**EIN:** 62-0516508


Description	Beginning of Year - Book Value	End of Year - Book Value
DUE TO OPERATING	7,762	
EMPLOYEE W/H AND TAXES	604	360
CUSTODIAL FUNDS	56,492	46,227

TY 2011 Other Professional Fees Schedule

Name: THE WEST END HOME FOUNDATION

EIN: 62-0516508

Category	Amount	Net Investment Income	Adjusted Net Income	Disbursements for Charitable Purposes
MANAGEMENT FEES	191,631	191,631	191,631	




December 31, 2011, year-to-date statement
View your statements online at vanguard.com.

Client Services: 800-662-2739

Your statement is now even better

We heard you. We talked to a lot of clients to find out the best way to present your account information. Everything you're used to seeing on your statement is still here, but we made account balances more prominent and made it easier to see where account groupings begin and end. And the way your information is presented on your statement is now more closely aligned with how it's presented on vanguard.com. We hope you like the changes.

WEST END HOME FOUNDATION
109 KENNER AVE STE 202
NASHVILLE TN 37205-2246



Client Services: 800-662-2739

Statement overview

\$1,804,934.93

Total value of all accounts as of December 31, 2011


Accounts	Value on 12/31/2010	Value on 12/31/2011
West End Home Foundation		
Organization account	\$0.00	\$1,804,934.93

Asset mix



0.0% Stocks	\$0.00
100.0% Bonds	1,804,934.93
0.0% Short-term reserves	0.00
0.0% Other	0.00
	\$1,804,934.93

Your asset mix percentages are based on your holdings as of the prior month-end.



Organization account
West End Home Foundation
Client Services: 800-662-2739

Account overview

\$1,804,934.93

Total value of all accounts as of December 31, 2011


Year-to-date income

Taxable income	\$18,825.83
Nontaxable income	0.00
Total	\$18,825.83

Balances and holdings for Vanguard funds

Beginning on January 1, 2012, new tax rules on taxable (nonretirement) mutual fund accounts (excluding money market funds) require Vanguard to track cost basis information for shares acquired and subsequently sold on or after that date. Unless you select another method, sales of Vanguard mutual funds, but not ETFs, will default to the average cost method. We'll begin reporting cost basis to the IRS in 2013. For more information, visit vanguard.com/costbasis.

Symbol	Name	Fund & account	Average price per share	Total cost	Balance on 12/31/2010	Balance on 12/31/2011
VAIPX	Inflation-Protect Sec Adm	5119-88053796529	-	-	\$0.00	\$801,731.35
VBIRX	Short-Term Bond Index Adm	5132-88053796529	-	-	0.00	1,003,203.58
					\$0.00	\$1,804,934.93



Organization account
West End Home Foundation
Client Services: 800-662-2739

Account activity for Vanguard funds


Inflation-Protect Sec Adm 5119-88053796529

Purchases	Withdrawals	Dividends	Short-term capital gains	Long-term capital gains			
\$800,000.00	\$0.00	\$11,814.95	\$0.00	\$996.44			
30-day SEC yield as of 12/30/2011* -0.37%							
*Based on holdings' yield to maturity for last 30 days; distribution may differ. For updated information, visit vanguard.com .							
Date	Transaction	Amount	Share price	Shares transacted	Total shares owned	Value	
	Beginning balance on 12/31/2010		\$25.54		0.000	\$0.00	
12/01	Buy electronic bank transfer	\$800,000.00	28.10	28,469.751	28,469.751		
12/27	Income dividend .415	11,814.95	27.66	427.149	28,896.900		
12/27	LT cap gain .035	996.44	27.66	36.025	28,932.925		
Ending balance on 12/31/2011						28,932.925	\$801,731.35

Short-Term Bond Index Adm 5132-88053796529

Purchases	Withdrawals	Dividends	Short-term capital gains	Long-term capital gains	Shares Transacted	Total shares owned	Value
\$1,000,000.00	\$0.00	\$1,409.18	\$751.88	\$3,853.38		0.000	\$0.00
30-day SEC yield as of 12/30/2011* 0.86%							
*Based on holdings' yield to maturity for last 30 days; distribution may differ. For updated information, visit vanguard.com.							
Date	Transaction	Amount	Share price	Shares Transacted	Total shares owned	Value	
	Beginning balance on 12/31/2010		\$10.55		0.000	\$0.00	

December 31, 2011, year-to-date statement



Organization account


West End Home Foundation

Client Services: 800-662-2739

Account activity for Vanguard funds, continued

Short-Term Bond Index Adm 5132-88053796529, continued

Date	Transaction	Amount	Share price	Shares transacted	Total shares owned	Value
12/01	Buy electronic bank transfer	\$1,000,000.00	10.64	93,984.962	93,984.962	
12/22	ST cap gain .008	751.88	10.59	70.999	94,055.961	
12/22	LT cap gain .041	3,853.38	10.59	363.870	94,419.831	
12/30	Income dividend	1,409.18	10.61	132.816	94,552.647	
Ending balance on 12/31/2011			\$10.61		94,552.647	\$1,003,203.58



This page left blank intentionally.

Realized Gains/Losses Report

Account # :650828C

As of 01/01/2011 To 12/31/2011

Long Term Gains and Losses (Sorted By Trade Date, Ascending)

TRADE DATE	CUSIP	SECURITY DESCRIPTION	QUANTITY	PROCEEDS	COST	GAIN/LOSS	PURCHASE DATE
03/16/2011	40415H701	Aberdeen Intermediate Taxable*	2,168 365	\$19,821 24	\$17,303 55	\$2,517 69	02/02/2009
03/16/2011	40415H701	Aberdeen Intermediate Taxable*	2,597 576	\$23,744 70	\$21,455 98	\$2,288 72	11/03/2008
03/16/2011	40415H701	Aberdeen Intermediate Taxable*	1,174 674	\$10,737 81	\$9,679 31	\$1,058 50	06/01/2009
03/16/2011	40415H701	Aberdeen Intermediate Taxable*	1,060 512	\$9,694 25	\$9,226 45	\$467 80	01/04/2010
03/16/2011	40415H701	Aberdeen Intermediate Taxable*	2,439 022	\$22,295 34	\$19,292 66	\$3,002 68	12/01/2008
03/16/2011	40415H701	Aberdeen Intermediate Taxable*	1,602 232	\$14,646 16	\$12,897 97	\$1,748 19	05/01/2009
03/16/2011	40415H701	Aberdeen Intermediate Taxable*	2,067 027	\$18,894 90	\$16,205 49	\$2,689 41	03/02/2009
03/16/2011	40415H701	Aberdeen Intermediate Taxable*	1,791 997	\$16,380 82	\$14,246 38	\$2,134 44	04/01/2009
03/16/2011	40415H701	Aberdeen Intermediate Taxable*	829 269	\$7,580 43	\$7,140 01	\$440 42	09/01/2009
03/16/2011	40415H701	Aberdeen Intermediate Taxable*	1,209 272	\$11,054 08	\$10,012 77	\$1,041 31	07/01/2009
03/16/2011	40415H701	Aberdeen Intermediate Taxable*	1,220 130	\$11,153 33	\$10,371 10	\$782 23	08/03/2009
03/16/2011	40415H701	Aberdeen Intermediate Taxable*	2,600 304	\$23,769 64	\$20,802 44	\$2,967 20	01/02/2009
03/23/2011	40415H735	Wellington*	182 081	\$3,042 57	\$2,603 76	\$438 81	03/17/2010
03/23/2011	40415H735	Wellington*	7,655 211	\$127,918 58	\$110,924 01	\$16,994 57	03/17/2010
03/23/2011	40415H735	Wellington*	668 331	\$11,167 81	\$8,989 06	\$2,178 75	12/30/2009
03/23/2011	40415H735	Wellington*	2,503 713	\$41,837 04	\$33,249 31	\$8,587 73	12/21/2009
04/13/2011	40415H735	Wellington*	7,472 851	\$126,365 91	\$97,969 08	\$28,396 83	12/18/2009
04/13/2011	40415H735	Wellington*	3,615 263	\$61,134 09	\$48,010 69	\$13,123 40	12/21/2009
04/20/2011	40415H735	Wellington*	5,969 779	\$104,590 53	\$60,832 05	\$43,758 48	07/23/2009
04/20/2011	40415H735	Wellington*	132 716	\$2,325 18	\$1,672 22	\$652 96	09/16/2009
04/20/2011	40415H735	Wellington*	40 360	\$707 11	\$525 09	\$182 02	12/18/2009
04/20/2011	40415H735	Wellington*	4,559 200	\$79,877 18	\$59,771 11	\$20,106 07	12/18/2009
06/02/2011	40415H867	Jennison SSqA SG Advisers SSqA PIMCO INSTL*	6,551 832	\$91,070 46	\$80,410 63	\$10,659 83	08/08/2008
06/02/2011	40415H792	Inst Cap SSqA Alliance Bernstein PIMCO INSTL*	3,855 050	\$50,000 00	\$50,196 61	(\$196 61)	07/18/2008
06/02/2011	40415H842	CapGuardian Artisan Causeway INSTL*	4,448 399	\$50,000 00	\$42,860 32	\$7,139 68	11/20/2009
06/02/2011	40415H735	Wellington*	5,685 048	\$100,000 00	\$57,930 64	\$42,069 36	07/23/2009
Total						\$215,230.47	

Short Term Gains and Losses (Sorted By Trade Date, Ascending)

TRADE DATE	CUSIP	SECURITY DESCRIPTION	QUANTITY	PROCEEDS	COST	GAIN/LOSS	PURCHASE DATE
03/16/2011	40415H735	Wellington*	246 468	\$4,054 40	\$3,768 49	\$285 91	09/15/2010
03/16/2011	40415H735	Wellington*	1,853 398	\$30,488 39	\$29,376 36	\$1,112 03	12/29/2010
03/16/2011	40415H701	Aberdeen Intermediate Taxable*	5 756	\$52 62	\$52 61	\$0 01	01/03/2011
03/16/2011	40415H735	Wellington*	6,147 411	\$101,124 92	\$89,075 99	\$12,048 93	03/17/2010
03/16/2011	40415H735	Wellington*	432 563	\$7,115 66	\$6,423 56	\$692 10	06/16/2010
03/16/2011	40415H735	Wellington*	1,075 638	\$17,694 25	\$16,640 12	\$1,054 13	12/17/2010
03/16/2011	40415H701	Aberdeen Intermediate Taxable*	0 318	\$2 91	\$2 91	\$0 00	03/01/2011
03/16/2011	40415H735	Wellington*	1,427 865	\$23,488 38	\$22,089 08	\$1,399 30	12/17/2010
03/16/2011	40415H701	Aberdeen Intermediate Taxable*	4 846	\$44 30	\$44 29	\$0 01	02/01/2011
06/02/2011	40415H867	Jennison SSqA SG Advisers SSqA PIMCO INSTL*	642 413	\$8,929 54	\$8,601 92	\$327 62	03/16/2011

Total **\$16,920.04**

Total Gains and Losses **\$232,150.51**

Long Term Capital Gains Distributions (Sorted By Trade Date, Ascending)

TRADE DATE	CUSIP	SECURITY DESCRIPTION	AMOUNT
12/19/2011	40415H107	<u>State Street</u> <u>Boston Companies</u> *	\$24,215 64
12/19/2011	40415H735	<u>Wellington</u> *	\$226,866 84
12/19/2011	40415H792	<u>Inst. Cap</u> <u>SSgA</u> <u>AB</u> <u>PIMCO</u> <u>SSgA</u> <u>SSgA INSTL</u> *	\$53,700 72
12/19/2011	40415H842	<u>CapGuardian</u> <u>Artisan</u> <u>Causeway INSTL</u> *	\$205,221 36
12/19/2011	40415H867	<u>Jennison</u> <u>SSgA</u> <u>SG Advisers</u> <u>SSgA</u> <u>PIMCO INSTL</u> *	\$21,345 56
12/28/2011	922031737	Vanguard - TIPS	\$3,091 46
Total			\$534,441.58

Short Term Capital Gains Distributions (Sorted By Trade Date, Ascending)

TRADE DATE	CUSIP	SECURITY DESCRIPTION	AMOUNT
12/19/2011	40415H107	<u>State Street</u> <u>Boston Companies</u> *	\$10,023 88
12/19/2011	40415H628	<u>Wellington</u> <u>PIMCO</u> <u>Wellington</u> *	\$15,875 54
12/19/2011	40415H735	<u>Wellington</u> *	\$42,403 64
12/19/2011	40415H552	<u>BlackRock</u> *	\$4,284 67
12/19/2011	40415H578	<u>Seix Advisors</u> *	\$7,818 41
12/19/2011	40415H594	<u>Mellon</u> *	\$22,051 88
Total			\$102,458.02

*Provided via The Hirtle Callaghan Trust