



See a Social Security Number? Say Something!
Report Privacy Problems to <https://public.resource.org/privacy>
Or call the IRS Identity Theft Hotline at 1-800-908-4490



Form **990-PF**

Department of the Treasury
Internal Revenue Service

Return of Private Foundation
or Section 4947(a)(1) Nonexempt Charitable Trust
Treated as a Private Foundation

Note. The foundation may be able to use a copy of this return to satisfy state reporting requirements

OMB No 1545-0052

2011

For calendar year 2011, or tax year beginning 01-01-2011 , and ending 12-31-2011

G Check all that apply

☐ Initial return

☐ Initial return of a former public charity

☐ Final return

☐ Amended return

☐ Address change

☐ Name change

Name of foundation
THE LOWRY MURPHEY FAMILY FOUNDATION INC

A Employer identification number
59-2824550

Number and street (or P O box number if mail is not delivered to street address)
PO BOX 18065

Room/suite

B Telephone number (see page 10 of the instructions)
(813) 832-0582

City or town, state, and ZIP code
TAMPA, FL 33679

C If exemption application is pending, check here ☐

D 1. Foreign organizations, check here ☐

2. Foreign organizations meeting the 85% test, check here and attach computation ☐

E If private foundation status was terminated under section 507(b)(1)(A), check here ☐

F If the foundation is in a 60-month termination under section 507(b)(1)(B), check here ☐

H Check type of organization ☒ Section 501(c)(3) exempt private foundation
☐ Section 4947(a)(1) nonexempt charitable trust ☐ Other taxable private foundation

I Fair market value of all assets at end of year (from Part II, col. (c), line 16)
\$ 4,698,954






J Accounting method ☒ Cash ☐ Accrual
☐ Other (specify) _____
(Part I, column (d) must be on cash basis.)

Part I Analysis of Revenue and Expenses (The total of amounts in columns (b), (c), and (d) may not necessarily equal the amounts in column (a) (see page 11 of the instructions))		(a) Revenue and expenses per books	(b) Net investment income	(c) Adjusted net income	(d) Disbursements for charitable purposes (cash basis only)
Revenue	1 Contributions, gifts, grants, etc , received (attach schedule)				
	2 Check <input checked="" type="checkbox"/> if the foundation is not required to attach Sch B				
	3 Interest on savings and temporary cash investments	571	571		
	4 Dividends and interest from securities.	91,783	91,783		
	5a Gross rents				
	b Net rental income or (loss) _____				
	6a Net gain or (loss) from sale of assets not on line 10	12,363			
	b Gross sales price for all assets on line 6a 3,257,008				
	7 Capital gain net income (from Part IV , line 2)		12,363		
	8 Net short-term capital gain				
	9 Income modifications				
	10a Gross sales less returns and allowances				
Operating and Administrative Expenses	b Less Cost of goods sold				
	c Gross profit or (loss) (attach schedule)				
	11 Other income (attach schedule)	69,819	69,659		
	12 Total. Add lines 1 through 11	174,536	174,376		
	13 Compensation of officers, directors, trustees, etc	16,193	4,048		12,145
	14 Other employee salaries and wages				
	15 Pension plans, employee benefits				
	16a Legal fees (attach schedule).				
	b Accounting fees (attach schedule).	2,400	1,200		1,200
	c Other professional fees (attach schedule)	44,460	44,460		0
	17 Interest				
	18 Taxes (attach schedule) (see page 14 of the instructions)	23,044	5,083		17,961
	19 Depreciation (attach schedule) and depletion				
	20 Occupancy				
	21 Travel, conferences, and meetings				
	22 Printing and publications				
	23 Other expenses (attach schedule).				
	24 Total operating and administrative expenses. Add lines 13 through 23	86,097	54,791		31,306
	25 Contributions, gifts, grants paid	89,200			89,200
	26 Total expenses and disbursements. Add lines 24 and 25	175,297	54,791		120,506
	27 Subtract line 26 from line 12				
	a Excess of revenue over expenses and disbursements	-761			
	b Net investment income (if negative, enter -0-)		119,585		
	c Adjusted net income (if negative, enter -0-)				


For Privacy Act and Paperwork Reduction Act Notice, see page 30 of the instructions.

Cat No 11289X

Form **990-PF** (2011)

Part II Balance Sheets		Attached schedules and amounts in the description column should be for end-of-year amounts only (See instructions)	Beginning of year	End of year	
			(a) Book Value	(b) Book Value	(c) Fair Market Value
Assets	1	Cash—non-interest-bearing			
	2	Savings and temporary cash investments	266,610	198,429	198,429
	3	Accounts receivable ▶ _____ Less allowance for doubtful accounts ▶ _____			
	4	Pledges receivable ▶ _____ Less allowance for doubtful accounts ▶ _____			
	5	Grants receivable			
	6	Receivables due from officers, directors, trustees, and other disqualified persons (attach schedule) (see page 15 of the instructions)			
	7	Other notes and loans receivable (attach schedule) ▶ _____ Less allowance for doubtful accounts ▶ _____			
	8	Inventories for sale or use			
	9	Prepaid expenses and deferred charges			
	10a	Investments—U S and state government obligations (attach schedule)	1,131,225	 1,192,962	1,257,026
	b	Investments—corporate stock (attach schedule)	3,229,476	 3,029,873	3,236,607
	c	Investments—corporate bonds (attach schedule)			
	11	Investments—land, buildings, and equipment basis ▶ _____ Less accumulated depreciation (attach schedule) ▶ _____			
	12	Investments—mortgage loans			
	13	Investments—other (attach schedule)			
	14	Land, buildings, and equipment basis ▶ _____ Less accumulated depreciation (attach schedule) ▶ _____			
Liabilities	15	Other assets (describe ▶ _____)	 0	 0	 6,892
	16	Total assets (to be completed by all filers—see the instructions Also, see page 1, item I)	4,627,311	4,421,264	4,698,954
	17	Accounts payable and accrued expenses			
	18	Grants payable			
	19	Deferred revenue			
	20	Loans from officers, directors, trustees, and other disqualified persons			
	21	Mortgages and other notes payable (attach schedule)			
	22	Other liabilities (describe ▶ _____)			
	23	Total liabilities (add lines 17 through 22)	0	0	
Net Assets or Fund Balances		Foundations that follow SFAS 117, check here ▶ <input type="checkbox"/> and complete lines 24 through 26 and lines 30 and 31.			
	24	Unrestricted			
	25	Temporarily restricted			
	26	Permanently restricted			
		Foundations that do not follow SFAS 117, check here ▶ <input checked="" type="checkbox"/> and complete lines 27 through 31.			
	27	Capital stock, trust principal, or current funds	3,612,455	3,612,455	
	28	Paid-in or capital surplus, or land, bldg , and equipment fund	0	0	
	29	Retained earnings, accumulated income, endowment, or other funds	1,014,856	808,809	
	30	Total net assets or fund balances (see page 17 of the instructions)	4,627,311	4,421,264	
	31	Total liabilities and net assets/fund balances (see page 17 of the instructions)	4,627,311	4,421,264	

Part III Analysis of Changes in Net Assets or Fund Balances

1	Total net assets or fund balances at beginning of year—Part II, column (a), line 30 (must agree with end-of-year figure reported on prior year’s return)	1	4,627,311
2	Enter amount from Part I, line 27a	2	-761
3	Other increases not included in line 2 (itemize) ▶ _____	3	0
4	Add lines 1, 2, and 3	4	4,626,550
5	Decreases not included in line 2 (itemize) ▶ _____ 	5	205,286
6	Total net assets or fund balances at end of year (line 4 minus line 5)—Part II, column (b), line 30	6	4,421,264

Part IV Capital Gains and Losses for Tax on Investment Income

(a) List and describe the kind(s) of property sold (e g , real estate, 2-story brick warehouse, or common stock, 200 shs MLC Co)		(b) How acquired P—Purchase D—Donation	(c) Date acquired (mo , day, yr)	(d) Date sold (mo , day, yr)
1a	See Additional Data Table			
b				
c				
d				
e				

(e) Gross sales price	(f) Depreciation allowed (or allowable)	(g) Cost or other basis plus expense of sale	(h) Gain or (loss) (e) plus (f) minus (g)
a See Additional Data Table			
b			
c			
d			
e			

Complete only for assets showing gain in column (h) and owned by the foundation on 12/31/69			(l) Gains (Col (h) gain minus col (k), but not less than -0-) or Losses (from col (h))
(i) F M V as of 12/31/69	(j) Adjusted basis as of 12/31/69	(k) Excess of col (i) over col (j), if any	
a See Additional Data Table			
b			
c			
d			
e			

2	Capital gain net income or (net capital loss)	{ If gain, also enter in Part I, line 7 If (loss), enter -0- in Part I, line 7 }	2	12,363
3	Net short-term capital gain or (loss) as defined in sections 1222(5) and (6) If gain, also enter in Part I, line 8, column (c) (see pages 13 and 17 of the instructions) If (loss), enter -0- in Part I, line 8		3	

Part V Qualification Under Section 4940(e) for Reduced Tax on Net Investment Income

(For optional use by domestic private foundations subject to the section 4940(a) tax on net investment income)

If section 4940(d)(2) applies, leave this part blank

Was the foundation liable for the section 4942 tax on the distributable amount of any year in the base period? ☐ Yes ☒ No

If "Yes," the foundation does not qualify under section 4940(e) Do not complete this part

1 Enter the appropriate amount in each column for each year, see page 18 of the instructions before making any entries

(a) Base period years Calendar year (or tax year beginning in)	(b) Adjusted qualifying distributions	(c) Net value of noncharitable-use assets	(d) Distribution ratio (col (b) divided by col (c))
2010	124,184	4,584,711	0 027087
2009	139,684	4,204,732	0 033221
2008	92,600	4,793,092	0 019319
2007	302,358	5,213,519	0 057995
2006	203,750	4,588,500	0 044404

2	Total of line 1, column (d).	2	0 182026
3	Average distribution ratio for the 5-year base period—divide the total on line 2 by 5, or by the number of years the foundation has been in existence if less than 5 years	3	0 036405
4	Enter the net value of noncharitable-use assets for 2011 from Part X, line 5.	4	4,818,155
5	Multiply line 4 by line 3.	5	175,405
6	Enter 1% of net investment income (1% of Part I, line 27b).	6	1,196
7	Add lines 5 and 6.	7	176,601
8	Enter qualifying distributions from Part XII, line 4.	8	120,506

If line 8 is equal to or greater than line 7, check the box in Part VI, line 1b, and complete that part using a 1% tax rate See the Part VI instructions on page 18

Part VIExcise Tax Based on Investment Income (Section 4940(a), 4940(b), 4940(e), or 4948—see page 18 of the instructions)

1a		Exempt operating foundations described in section 4940(d)(2), check here <input type="checkbox"/> and enter "N/A" on line 1			
		Date of ruling or determination letter _____ (attach copy of letter if necessary—see instructions)			
b		Domestic foundations that meet the section 4940(e) requirements in Part V, check here <input type="checkbox"/> and enter 1% of Part I, line 27b		1	2,392
c		All other domestic foundations enter 2% of line 27b Exempt foreign organizations enter 4% of Part I, line 12, col (b)			
2		Tax under section 511 (domestic section 4947(a)(1) trusts and taxable foundations only Others enter -0-)		2	0
3		Add lines 1 and 2.		3	2,392
4		Subtitle A (income) tax (domestic section 4947(a)(1) trusts and taxable foundations only Others enter -0-)		4	0
5		Tax based on investment income. Subtract line 4 from line 3 If zero or less, enter -0-		5	2,392
6		Credits/Payments			
a		2011 estimated tax payments and 2010 overpayment credited to 2011	6a	7,000	
b		Exempt foreign organizations—tax withheld at source	6b		
c		Tax paid with application for extension of time to file (Form 8868)	6c	7,500	
d		Backup withholding erroneously withheld	6d		
7		Total credits and payments Add lines 6a through 6d.		7	14,500
8		Enter any penalty for underpayment of estimated tax Check here <input checked="" type="checkbox"/> if Form 2220 is attached		8	28
9		Tax due. If the total of lines 5 and 8 is more than line 7, enter amount owed		9	
10		Overpayment. If line 7 is more than the total of lines 5 and 8, enter the amount overpaid.		10	12,080
11		Enter the amount of line 10 to be Credited to 2012 estimated tax 12,080	Refunded	11	0

Part VII-AStatements Regarding Activities

1a	During the tax year, did the foundation attempt to influence any national, state, or local legislation or did it participate or intervene in any political campaign?		Yes	No
		1a		No
b	Did it spend more than \$100 during the year (either directly or indirectly) for political purposes (see page 19 of the instructions for definition)?			No
	If the answer is "Yes" to 1a or 1b, attach a detailed description of the activities and copies of any materials published or distributed by the foundation in connection with the activities.			
c	Did the foundation file Form 1120-POL for this year?	1c		No
d	Enter the amount (if any) of tax on political expenditures (section 4955) imposed during the year (1) On the foundation \$ _____ 0 (2) On foundation managers \$ _____ 0			
e	Enter the reimbursement (if any) paid by the foundation during the year for political expenditure tax imposed on foundation managers \$ _____ 0			
2	Has the foundation engaged in any activities that have not previously been reported to the IRS? If "Yes," attach a detailed description of the activities.	2		No
3	Has the foundation made any changes, not previously reported to the IRS, in its governing instrument, articles of incorporation, or bylaws, or other similar instruments? If "Yes," attach a conformed copy of the changes	3		No
4a	Did the foundation have unrelated business gross income of \$1,000 or more during the year?	4a		No
b	If "Yes," has it filed a tax return on Form 990-T for this year?	4b		
5	Was there a liquidation, termination, dissolution, or substantial contraction during the year? If "Yes," attach the statement required by General Instruction T.	5		No
6	Are the requirements of section 508(e) (relating to sections 4941 through 4945) satisfied either • By language in the governing instrument, or • By state legislation that effectively amends the governing instrument so that no mandatory directions that conflict with the state law remain in the governing instrument?	6	Yes	
7	Did the foundation have at least \$5,000 in assets at any time during the year? If "Yes," complete Part II, col (c), and Part XV	7	Yes	
8a	Enter the states to which the foundation reports or with which it is registered (see page 19 of the instructions) FL _____			
b	If the answer is "Yes" to line 7, has the foundation furnished a copy of Form 990-PF to the Attorney General (or designate) of each state as required by General Instruction G? If "No," attach explanation .	8b	Yes	
9	Is the foundation claiming status as a private operating foundation within the meaning of section 4942(j)(3) or 4942(j)(5) for calendar year 2011 or the taxable year beginning in 2011 (see instructions for Part XIV on page 27)? If "Yes," complete Part XIV	9		No
10	Did any persons become substantial contributors during the tax year? If "Yes," attach a schedule listing their names and addresses	10		No

Part VII-A

Statements Regarding Activities *(continued)*

11	At any time during the year, did the foundation, directly or indirectly, own a controlled entity within the meaning of section 512(b)(13)? If "Yes," attach schedule (see page 20 of the instructions).	11		No
12	Did the foundation acquire a direct or indirect interest in any applicable insurance contract before August 17, 2008?	12		No
13	Did the foundation comply with the public inspection requirements for its annual returns and exemption application? Website address N/A	13	Yes	
14	The books are in care of HELEN BROWN Telephone no (813) 832-0582 Located at PO BOX 18065 TAMPA FL ZIP+4 33679			
15	Section 4947(a)(1) nonexempt charitable trusts filing Form 990-PF in lieu of Form 1041 —Check here <input type="checkbox"/> and enter the amount of tax-exempt interest received or accrued during the year.	15		
16	At any time during calendar year 2011, did the foundation have an interest in or a signature or other authority over a bank, securities, or other financial account in a foreign country?	16	Yes	No
See the instructions for exceptions and filing requirements for Form TD F 90-22.1 If "Yes", enter the name of the foreign country				

Part VII-B

Statements Regarding Activities for Which Form 4720 May Be Required

File Form 4720 if any item is checked in the "Yes" column, unless an exception applies.			Yes	No
1a	During the year did the foundation (either directly or indirectly) (1) Engage in the sale or exchange, or leasing of property with a disqualified person? <input type="checkbox"/> Yes <input checked="" type="checkbox"/> No (2) Borrow money from, lend money to, or otherwise extend credit to (or accept it from) a disqualified person? <input type="checkbox"/> Yes <input checked="" type="checkbox"/> No (3) Furnish goods, services, or facilities to (or accept them from) a disqualified person? <input type="checkbox"/> Yes <input checked="" type="checkbox"/> No (4) Pay compensation to, or pay or reimburse the expenses of, a disqualified person? <input checked="" type="checkbox"/> Yes <input type="checkbox"/> No (5) Transfer any income or assets to a disqualified person (or make any of either available for the benefit or use of a disqualified person)? <input type="checkbox"/> Yes <input checked="" type="checkbox"/> No (6) Agree to pay money or property to a government official? (Exception. Check "No" if the foundation agreed to make a grant to or to employ the official for a period after termination of government service, if terminating within 90 days). <input type="checkbox"/> Yes <input checked="" type="checkbox"/> No			
b	If any answer is "Yes" to 1a(1)–(6), did any of the acts fail to qualify under the exceptions described in Regulations section 53.4941(d)-3 or in a current notice regarding disaster assistance (see page 20 of the instructions)? Organizations relying on a current notice regarding disaster assistance check here. <input checked="" type="checkbox"/>	1b		No
c	Did the foundation engage in a prior year in any of the acts described in 1a, other than excepted acts, that were not corrected before the first day of the tax year beginning in 2011?	1c		No
2	Taxes on failure to distribute income (section 4942) (does not apply for years the foundation was a private operating foundation defined in section 4942(j)(3) or 4942(j)(5))			
a	At the end of tax year 2011, did the foundation have any undistributed income (lines 6d and 6e, Part XIII) for tax year(s) beginning before 2011? <input type="checkbox"/> Yes <input checked="" type="checkbox"/> No If "Yes," list the years 20____, 20____, 20____, 20____			
b	Are there any years listed in 2a for which the foundation is not applying the provisions of section 4942(a)(2) (relating to incorrect valuation of assets) to the year's undistributed income? (If applying section 4942(a)(2) to all years listed, answer "No" and attach statement—see page 20 of the instructions).	2b		
c	If the provisions of section 4942(a)(2) are being applied to any of the years listed in 2a, list the years here 20____, 20____, 20____, 20____			
3a	Did the foundation hold more than a 2% direct or indirect interest in any business enterprise at any time during the year? <input type="checkbox"/> Yes <input checked="" type="checkbox"/> No			
b	If "Yes," did it have excess business holdings in 2011 as a result of (1) any purchase by the foundation or disqualified persons after May 26, 1969, (2) the lapse of the 5-year period (or longer period approved by the Commissioner under section 4943(c)(7)) to dispose of holdings acquired by gift or bequest, or (3) the lapse of the 10-, 15-, or 20-year first phase holding period? (<i>Use Schedule C, Form 4720, to determine if the foundation had excess business holdings in 2011.</i>)	3b		
4a	Did the foundation invest during the year any amount in a manner that would jeopardize its charitable purposes?	4a		No
b	Did the foundation make any investment in a prior year (but after December 31, 1969) that could jeopardize its charitable purpose that had not been removed from jeopardy before the first day of the tax year beginning in 2011?	4b		No

Part VII-B

Statements Regarding Activities for Which Form 4720 May Be Required (continued)

5a During the year did the foundation pay or incur any amount to				
(1) Carry on propaganda, or otherwise attempt to influence legislation (section 4945(e))?		<input type="checkbox"/> Yes	<input checked="" type="checkbox"/> No	
(2) Influence the outcome of any specific public election (see section 4955), or to carry on, directly or indirectly, any voter registration drive?		<input type="checkbox"/> Yes	<input checked="" type="checkbox"/> No	
(3) Provide a grant to an individual for travel, study, or other similar purposes?		<input type="checkbox"/> Yes	<input checked="" type="checkbox"/> No	
(4) Provide a grant to an organization other than a charitable, etc , organization described in section 509(a)(1), (2), or (3), or section 4940(d)(2)? (see page 22 of the instructions).		<input type="checkbox"/> Yes	<input checked="" type="checkbox"/> No	
(5) Provide for any purpose other than religious, charitable, scientific, literary, or educational purposes, or for the prevention of cruelty to children or animals?		<input type="checkbox"/> Yes	<input checked="" type="checkbox"/> No	
b If any answer is "Yes" to 5a(1)–(5), did any of the transactions fail to qualify under the exceptions described in Regulations section 53.4945 or in a current notice regarding disaster assistance (see page 22 of the instructions)? Organizations relying on a current notice regarding disaster assistance check here.		5b		
c If the answer is "Yes" to question 5a(4), does the foundation claim exemption from the tax because it maintained expenditure responsibility for the grant? <i>If "Yes," attach the statement required by Regulations section 53.4945–5(d).</i>		<input type="checkbox"/> Yes	<input type="checkbox"/> No	
6a Did the foundation, during the year, receive any funds, directly or indirectly, to pay premiums on a personal benefit contract?		<input type="checkbox"/> Yes	<input checked="" type="checkbox"/> No	
b Did the foundation, during the year, pay premiums, directly or indirectly, on a personal benefit contract? <i>If "Yes" to 6b, file Form 8870.</i>		6b No		
7a At any time during the tax year, was the foundation a party to a prohibited tax shelter transaction?		<input type="checkbox"/> Yes	<input checked="" type="checkbox"/> No	
b If yes, did the foundation receive any proceeds or have any net income attributable to the transaction?		7b		

Part VIII

Information About Officers, Directors, Trustees, Foundation Managers, Highly Paid Employees, and Contractors

1 List all officers, directors, trustees, foundation managers and their compensation (see page 22 of the instructions).				
(a) Name and address	(b) Title, and average hours per week devoted to position	(c) Compensation (If not paid, enter -0-)	(d) Contributions to employee benefit plans and deferred compensation	(e) Expense account, other allowances
DAVID R MURPHY	DIRECTOR	0	0	0
PO BOX 18065 TAMPA, FL 33679	5 00			
HELEN M BROWN	PRESIDENT	15,893	0	0
PO BOX 18065 TAMPA, FL 33679	10 00			
CAROLINE SNYDER	SECRETARY/TREASURER	300	0	0
PO BOX 18065 TAMPA, FL 33679	5 00			
MATHEW M HOLPSINGER	DIRECTOR	0	0	0
PO BOX 18065 TAMPA, FL 33679	5 00			
2 Compensation of five highest-paid employees (other than those included on line 1—see page 23 of the instructions). If none, enter "NONE."				
(a) Name and address of each employee paid more than \$50,000	(b) Title, and average hours per week devoted to position	(c) Compensation	(d) Contributions to employee benefit plans and deferred compensation	(e) Expense account, other allowances
NONE				
Total number of other employees paid over \$50,000.				0

Part VIII

Information About Officers, Directors, Trustees, Foundation Managers, Highly Paid Employees, and Contractors (continued)

3 Five highest-paid independent contractors for professional services (see page 23 of the instructions). If none, enter "NONE".		
(a) Name and address of each person paid more than \$50,000	(b) Type of service	(c) Compensation
NONE		
Total number of others receiving over \$50,000 for professional services.		0

Part IX-A

Summary of Direct Charitable Activities

List the foundation's four largest direct charitable activities during the tax year. Include relevant statistical information such as the number of organizations and other beneficiaries served, conferences convened, research papers produced, etc.	Expenses
1	
2	
3	
4	

Part IX-B

Summary of Program-Related Investments (see page 23 of the instructions)

Describe the two largest program-related investments made by the foundation during the tax year on lines 1 and 2	Amount
1	
2	
All other program-related investments. See page 24 of the instructions.	
3	
Total. Add lines 1 through 3.	0

Part X

Minimum Investment Return (All domestic foundations must complete this part. Foreign foundations, see page 24 of the instructions.)

1	Fair market value of assets not used (or held for use) directly in carrying out charitable, etc , purposes		
a	Average monthly fair market value of securities.	1a	4,891,528
b	Average of monthly cash balances.	1b	0
c	Fair market value of all other assets (see page 24 of the instructions).	1c	0
d	Total (add lines 1a, b, and c).	1d	4,891,528
e	Reduction claimed for blockage or other factors reported on lines 1a and 1c (attach detailed explanation).	1e	0
2	Acquisition indebtedness applicable to line 1 assets.	2	0
3	Subtract line 2 from line 1d.	3	4,891,528
4	Cash deemed held for charitable activities Enter 1 1/2% of line 3 (for greater amount, see page 25 of the instructions).	4	73,373
5	Net value of noncharitable-use assets. Subtract line 4 from line 3 Enter here and on Part V, line 4	5	4,818,155
6	Minimum investment return. Enter 5% of line 5.	6	240,908

Part XI

Distributable Amount (see page 25 of the instructions) (Section 4942(j)(3) and (j)(5) private operating foundations and certain foreign organizations check here ☒ and do not complete this part.)

1	Minimum investment return from Part X, line 6.	1	240,908
2a	Tax on investment income for 2011 from Part VI, line 5.	2a	2,392
b	Income tax for 2011 (This does not include the tax from Part VI).	2b	
c	Add lines 2a and 2b.	2c	2,392
3	Distributable amount before adjustments Subtract line 2c from line 1.	3	238,516
4	Recoveries of amounts treated as qualifying distributions.	4	0
5	Add lines 3 and 4.	5	238,516
6	Deduction from distributable amount (see page 25 of the instructions).	6	0
7	Distributable amount as adjusted Subtract line 6 from line 5 Enter here and on Part XIII, line 1.	7	238,516

Part XII

Qualifying Distributions (see page 25 of the instructions)

1	Amounts paid (including administrative expenses) to accomplish charitable, etc , purposes		
a	Expenses, contributions, gifts, etc —total from Part I, column (d), line 26.	1a	120,506
b	Program-related investments—total from Part IX-B.	1b	0
2	Amounts paid to acquire assets used (or held for use) directly in carrying out charitable, etc , purposes.	2	
3	Amounts set aside for specific charitable projects that satisfy the		
a	Suitability test (prior IRS approval required).	3a	
b	Cash distribution test (attach the required schedule).	3b	
4	Qualifying distributions. Add lines 1a through 3b Enter here and on Part V, line 8, and Part XIII, line 4	4	120,506
5	Foundations that qualify under section 4940(e) for the reduced rate of tax on net investment income Enter 1% of Part I, line 27b (see page 26 of the instructions).	5	0
6	Adjusted qualifying distributions. Subtract line 5 from line 4.	6	120,506
Note: The amount on line 6 will be used in Part V, column (b), in subsequent years when calculating whether the foundation qualifies for the section 4940(e) reduction of tax in those years			

Part XIII

Undistributed Income (see page 26 of the instructions)

	(a) Corpus	(b) Years prior to 2010	(c) 2010	(d) 2011
1 Distributable amount for 2011 from Part XI, line 7				238,516
2 Undistributed income, if any, as of the end of 2011				
a Enter amount for 2010 only.			0	
b Total for prior years 20____, 20____, 20____		0		
3 Excess distributions carryover, if any, to 2011				
a From 2006.				
b From 2007.				54,154
c From 2008.				
d From 2009.				
e From 2010.				
f Total of lines 3a through e.	54,154			
4 Qualifying distributions for 2011 from Part XII, line 4 ▶ \$ 120,506				
a Applied to 2010, but not more than line 2a			0	
b Applied to undistributed income of prior years (Election required—see page 26 of the instructions)		0		
c Treated as distributions out of corpus (Election required—see page 26 of the instructions). . .	0			
d Applied to 2011 distributable amount.				120,506
e Remaining amount distributed out of corpus	0			
5 Excess distributions carryover applied to 2011 (If an amount appears in column (d), the same amount must be shown in column (a).)	54,154			54,154
6 Enter the net total of each column as indicated below:				
a Corpus Add lines 3f, 4c, and 4e Subtract line 5	0			
b Prior years' undistributed income Subtract line 4b from line 2b.		0		
c Enter the amount of prior years' undistributed income for which a notice of deficiency has been issued, or on which the section 4942(a) tax has been previously assessed.		0		
d Subtract line 6c from line 6b Taxable amount—see page 27 of the instructions . . .		0		
e Undistributed income for 2010 Subtract line 4a from line 2a Taxable amount—see page 27 of the instructions			0	
f Undistributed income for 2011 Subtract lines 4d and 5 from line 1 This amount must be distributed in 2011.				63,856
7 Amounts treated as distributions out of corpus to satisfy requirements imposed by section 170(b)(1)(F) or 4942(g)(3) (see page 27 of the instructions).	0			
8 Excess distributions carryover from 2006 not applied on line 5 or line 7 (see page 27 of the instructions).	0			
9 Excess distributions carryover to 2012. Subtract lines 7 and 8 from line 6a.	0			
10 Analysis of line 9				
a Excess from 2007. . . .				
b Excess from 2008. . . .				
c Excess from 2009. . . .				
d Excess from 2010. . . .				
e Excess from 2011. . . .				

Part XIVPrivate Operating Foundations (see page 27 of the instructions and Part VII-A, question 9)

1a

If the foundation has received a ruling or determination letter that it is a private operating foundation, and the ruling is effective for 2011, enter the date of the ruling.

b

Check box to indicate whether the organization is a private operating foundation described in section 4942(j)(3) or 4942(j)(5)

☐ 4942(j)(3) or ☐ 4942(j)(5)

2a	Enter the lesser of the adjusted net income from Part I or the minimum investment return from Part X for each year listed.	Tax year	Prior 3 years			(e) Total
		(a) 2011	(b) 2010	(c) 2009	(d) 2008	
b	85% of line 2a					
c	Qualifying distributions from Part XII, line 4 for each year listed.					
d	Amounts included in line 2c not used directly for active conduct of exempt activities.					
e	Qualifying distributions made directly for active conduct of exempt activities. Subtract line 2d from line 2c.					
3	Complete 3a, b, or c for the alternative test relied upon					
a	"Assets" alternative test—enter					
	(1) Value of all assets					
	(2) Value of assets qualifying under section 4942(j)(3)(B)(i)					
b	"Endowment" alternative test— enter 2/3 of minimum investment return shown in Part X, line 6 for each year listed.					
c	"Support" alternative test—enter					
	(1) Total support other than gross investment income (interest, dividends, rents, payments on securities loans (section 512(a)(5)), or royalties).					
	(2) Support from general public and 5 or more exempt organizations as provided in section 4942(j)(3)(B)(iii).					
	(3) Largest amount of support from an exempt organization					
	(4) Gross investment income					

Part XVSupplementary Information (Complete this part only if the organization had \$5,000 or more in assets at any time during the year—see page 27 of the instructions.)

1

Information Regarding Foundation Managers:

a

List any managers of the foundation who have contributed more than 2% of the total contributions received by the foundation before the close of any tax year (but only if they have contributed more than \$5,000) (See section 507(d)(2))

b

List any managers of the foundation who own 10% or more of the stock of a corporation (or an equally large portion of the ownership of a partnership or other entity) of which the foundation has a 10% or greater interest

2

Information Regarding Contribution, Grant, Gift, Loan, Scholarship, etc., Programs:

Check here ☒ if the foundation only makes contributions to preselected charitable organizations and does not accept unsolicited requests for funds. If the foundation makes gifts, grants, etc. (see page 28 of the instructions) to individuals or organizations under other conditions, complete items 2a, b, c, and d.

a

The name, address, and telephone number of the person to whom applications should be addressed

b

The form in which applications should be submitted and information and materials they should include

c

Any submission deadlines

d

Any restrictions or limitations on awards, such as by geographical areas, charitable fields, kinds of institutions, or other factors

Part XV

Supplementary Information (continued)

3 Grants and Contributions Paid During the Year or Approved for Future Payment

Recipient	If recipient is an individual, show any relationship to any foundation manager or substantial contributor	Foundation status of recipient	Purpose of grant or contribution	Amount
Name and address (home or business)				
a Paid during the year See Additional Data Table				
Total			3a	89,200
b Approved for future payment				
Total			3b	0

Enter gross amounts unless otherwise indicated

Part XVI-B Relationship of Activities to the Accomplishment of Exempt Purposes

Form **990-PF** (2011)

Part XVII

Information Regarding Transfers To and Transactions and Relationships With Noncharitable Exempt Organizations

1

Did the organization directly or indirectly engage in any of the following with any other organization described in section 501(c) of the Code (other than section 501(c)(3) organizations) or in section 527, relating to political organizations?

a

Transfers from the reporting foundation to a noncharitable exempt organization of

1

Cash.

2

Other assets.

b

Other transactions

1

Sales of assets to a noncharitable exempt organization.

2

Purchases of assets from a noncharitable exempt organization.

3

Rental of facilities, equipment, or other assets.

4

Reimbursement arrangements.

5

Loans or loan guarantees.

6

Performance of services or membership or fundraising solicitations.

c

Sharing of facilities, equipment, mailing lists, other assets, or paid employees.

d

If the answer to any of the above is "Yes," complete the following schedule. Column (b) should always show the fair market value of the goods, other assets, or services given by the reporting foundation. If the foundation received less than fair market value in any transaction or sharing arrangement, show in column (d) the value of the goods, other assets, or services received.

		Yes	No
1a(1)			No
1a(2)			No
1b(1)			No
1b(2)			No
1b(3)			No
1b(4)			No
1b(5)			No
1b(6)			No
1c			No

(a) Line No	(b) Amount involved	(c) Name of noncharitable exempt organization	(d) Description of transfers, transactions, and sharing arrangements

2a

Is the foundation directly or indirectly affiliated with, or related to, one or more tax-exempt organizations described in section 501(c) of the Code (other than section 501(c)(3)) or in section 527?

☐

Yes

☒

No

b

If "Yes," complete the following schedule

(a) Name of organization	(b) Type of organization	(c) Description of relationship
--------------------------	--------------------------	---------------------------------

Sign Here

Under penalties of perjury, I declare that I have examined this return, including accompanying schedules and statements, and to the best of my knowledge and belief, it is true, correct, and complete. Declaration of preparer (other than taxpayer or fiduciary) is based on all information of which preparer has any knowledge.

Signature of officer or trustee

2012-11-14

Date

Title

Paid Preparer's Use Only

Preparer's Signature

NATHAN SMITH

Firm's name

CBIZ KIRKLAND RUSS MURPHY & TAPP

13577 FEATHER SOUND DRIVE SUITE 400

Firm's address

CLEARWATER, FL 33762

Date

Check if self-employed

☐

PTIN

P00543757

Firm's EIN

27-3605969

Phone no

(727) 572-1400

May the IRS discuss this return with the preparer shown above? See instructions

☒

Yes

☐

No

Form 990PF Part IV - Capital Gains and Losses for Tax on Investment Income - Columns a - d

(a) List and describe the kind(s) of property sold (e g , real estate, 2-story brick warehouse, or common stock, 200 shs MLC Co)	(b) How acquired P—Purchase D—Donation	(c) Date acquired (mo , day, yr)	(d) Date sold (mo , day, yr)
PUB TRADED SEC MERRILL LYNCH #02416 (ST)			
PUB TRADED SEC MERRILL LYNCH #02416 (LT)			
PUB TRADED SEC MERRILL LYNCH #02417 (ST)			
PUB TRADED SEC MERRILL LYNCH #02417 (LT)			
PUB TRADED SEC MERRILL LYNCH #02418 (ST)			
PUB TRADED SEC MERRILL LYNCH #02418 (LT)			
PUB TRADED SEC MERRILL LYNCH #02419 (ST)			
PUB TRADED SEC MERRILL LYNCH #02419 (LT)			
PUB TRADED SEC MERRILL LYNCH #02420 (ST)			
PUB TRADED SEC MERRILL LYNCH #02420 (LT)			
PUB TRADED SEC MERRILL LYNCH #02421 (ST)			
PUB TRADED SEC MERRILL LYNCH #02421 (LT)			
PUB TRADED SEC WELLS FARGO #9516 (LT)			
PUB TRADED SEC WELLS FARGO #9361 (ST)			
PUB TRADED SEC WELLS FARGO #9361 (LT)			


Form 990PF Part IV - Capital Gains and Losses for Tax on Investment Income - Columns e - h

(e) Gross sales price	(f) Depreciation allowed (or allowable)	(g) Cost or other basis plus expense of sale	(h) Gain or (loss) (e) plus (f) minus (g)
445,555		440,060	5,495
287,929		285,766	2,163
549,095		540,950	8,145
109,333		104,626	4,707
361,529		363,131	-1,602
210,359		164,190	46,169
57,773		50,071	7,702
128,589		105,864	22,725
196,648		232,667	-36,019
238,193		303,539	-65,346
200,313		192,255	8,058
279,904		278,483	1,421
79,000		80,656	-1,656
62,874		56,966	5,908
49,914		45,421	4,493

Form 990PF Part IV - Capital Gains and Losses for Tax on Investment Income - Columns i - l

Complete only for assets showing gain in column (h) and owned by the foundation on 12/31/69			(l) Gains (Col (h) gain minus col (k), but not less than -0-) or Losses (from col (h))
(i) F M V as of 12/31/69	(j) Adjusted basis as of 12/31/69	(k) Excess of col (i) over col (j), if any	
			5,495
			2,163
			8,145
			4,707
			-1,602
			46,169
			7,702
			22,725
			-36,019
			-65,346
			8,058
			1,421
			-1,656
			5,908
			4,493

Form 990PF Part XV Line 3 - Grants and Contributions Paid During the Year or Approved for Future Payment

Recipient	If recipient is an individual, show any relationship to any foundation manager or substantial contributor	Foundation status of recipient	Purpose of grant or contribution	Amount
Name and address (home or business)				
a Paid during the year				
BEST BUDDIES2415 S HIMES AVE TAMPA,FL 33629	NONE	PUBLIC	EDUCATION	1,000
BETHUNE COOKMAN COLLEGE640 DR MARY MCLEOD BETHUNE BLVD DAYTONA BEACH,FL 32114	NONE	PUBLIC	EDUCATION	1,000
GASPARILLA SCHOLARSHIP FUND PO BOX 1514 TAMPA,FL 33601	NONE	PUBLIC	EDUCATION	1,000
GOLD SHIELD FOUNDATIONPO BOX 271791 TAMPA,FL 33688	NONE	PUBLIC	HEALTH	1,000
HB PLANT HIGH SCHOOL ACADEMIC FOUNDATION2415 S HIMES AVE TAMPA,FL 33629	NONE	PUBLIC	EDUCATION	1,000
LOWRY PARK ZOO1101 WEST SLIGH AVENUE TAMPA,FL 33604	NONE	PUBLIC	EDUCATION	3,000
MEALS ON WHEELS500 W HILLSBOROUGH AVE TAMPA,FL 33603	NONE	PUBLIC	HEALTH	1,000
ST JOHNS EPISCOPAL CHURCH902 S ORLEANS AVE TAMPA,FL 33606	NONE	PUBLIC	RELIGIOUS	2,500
ST JOSEPHS HOSPITAL FOUNDATION SUITE 153001 W DR MARTIN LUTHER KING JR BLVD TAMPA,FL 33607	NONE	PUBLIC	HEALTH	1,000
TAMPA BAY HISTORY CENTER801 OLD WATER STREET TAMPA,FL 33602	NONE	PUBLIC	EDUCATION	39,000
FRAMEWORKS OF TAMPA BAY402 EAST OAK AVENUE TAMPA,FL 33602	NONE	PUBLIC	EDUCATION	3,000
GIRL SCOUTS OF WEST CENTRAL FLORIDA4610 EISENHOWER BLVD TAMPA,FL 33609	NONE	PUBLIC	EDUCATION	2,000
PEDIATRIC CANCER FOUNDATION 5550 EXECUTIVE DR 300 TAMPA,FL 33609	NONE	PUBLIC	HEALTH	1,000
THE CHILDRENS HOME INC10909 MEMORIAL HWY TAMPA,FL 33615	NONE	PUBLIC	HEALTH	1,200
ABLE BROWN MINISTRIES2921 N 29TH STREET TAMPA,FL 33605	NONE	PUBLIC	HEALTH	1,000
HERITAGE FOUNDATION214 MASSACHUSETTS AVE WASHINGTON,DC 20002	NONE	PUBLIC	EDUCATION	1,000
HILLSBOROUGH COUNTY BAR ASSOCIATION FOUNDATION1610 N TAMPA STREET TAMPA,FL 33602	NONE	PUBLIC	EDUCATION	5,000
JAMES MADISON INSTITUTE100 N DUVAL STREET TALLAHASSEE,FL 32301	NONE	PUBLIC	EDUCATION	1,000
MARY LEE'S HOUSE2806 N ARMENIA AVE TAMPA,FL 33607	NONE	PUBLIC	HEALTH	1,000
PLANT HIGH SCHOOL GIRLS' BASKETBALL2415 S HIMES AVE TAMPA,FL 33629	NONE	PUBLIC	EDUCATION	1,000
SALESIAN SISTERS659 BELMONT AVE NORTH HALDEDON,NJ 07508	NONE	PUBLIC	HEALTH	1,000
SOUTH TAMPA YOUNG LIFE3501 W SAN JOSE STREET TAMPA,FL 33629	NONE	PUBLIC	EDUCATION	5,000
ST LAWRENCE CATHOLIC CHURCH 5225 N HIMES AVE TAMPA,FL 33614	NONE	PUBLIC	RELIGIOUS	1,000
ST PETER CLAVER SCHOOL1401 N GOVERNOR STREET TAMPA,FL 33602	NONE	PUBLIC	EDUCATION	1,000
TURNESR SYNDROME SOCIETY 11250 W ROAD SUITE G HOUSTON,TX 77065	NONE	PUBLIC	HEALTH	500
UNIVERSITY OF TAMPA401 W KENNEDY BLVD TAMPA,FL 33606	NONE	PUBLIC	EDUCATION	9,000
WAKE FOREST UNIVERSITY1834 WAKE FOREST ROAD WINSTONSALEM,NC 27106	NONE	PUBLIC	EDUCATION	1,000
YOUNG LIFE AFRICA3501 W SAN JOSE STREET TAMPA,FL 33629	NONE	PUBLIC	EDUCATION	2,000
Total  3a				89,200

TY 2011 Accounting Fees Schedule

Name: THE LOWRY MURPHEY FAMILY FOUNDATION INC

EIN: 59-2824550

Category	Amount	Net Investment Income	Adjusted Net Income	Disbursements for Charitable Purposes
ACCOUNTING FEES	2,400	1,200		1,200

TY 2011 Investments Corporate
Stock Schedule

Name: THE LOWRY MURPHEY FAMILY FOUNDATION INC
EIN: 59-2824550

Name of Stock	End of Year Book Value	End of Year Fair Market Value
MERRILL LYNCH #02416 - 100 SHARES,CITIGROUP INC COM NEW	3,955	2,631
MERRILL LYNCH #02416 - 100 SHARES,CITIGROUP INC COM NEW	3,630	2,631
MERRILL LYNCH #02416 - 100 SHARES,CITIGROUP INC COM NEW	4,130	2,631
MERRILL LYNCH #02416 - 100 SHARES,CITIGROUP INC COM NEW	4,080	2,631
MERRILL LYNCH #02416 - 100 SHARES,CITIGROUP INC COM NEW	4,030	2,631
MERRILL LYNCH #02416 - 1,000 SHARES,CISCO SYSTEMS INC COM	25,240	18,080
MERRILL LYNCH #02416 - 1,000 SHARES,CISCO SYSTEMS INC COM	24,400	18,080
MERRILL LYNCH #02416 - 1,000 SHARES,FORD MOTOR CO	17,170	10,760
MERRILL LYNCH #02416 - 1,000 SHARES,FORD MOTOR CO	15,390	10,760
MERRILL LYNCH #02416 - 200 SHARES,GOLDMAN SACHS GROUP INC	36,226	18,086
MERRILL LYNCH #02416 - 1,000 SHARES,GENERAL ELECTRIC	22,655	17,910
MERRILL LYNCH #02416 - 1,000 SHARES,MICROSOFT CORP	31,140	25,960
MERRILL LYNCH #02416 - 1,000 SHARES,OCH-ZIFF CAPTL MANGMT GR	14,570	8,410
MERRILL LYNCH #02416 - 1,000 SHARES,RUTH'S HOSPITALITY GROUP	6,220	4,970
MERRILL LYNCH #02416 - 1,000 SHARES, BANK OF AMERICA CORP	19,580	5,560
MERRILL LYNCH #02416 - 1,000 SHARES, CAMAC ENERGY INC	3,280	1,010
MERRILL LYNCH #02416 - 1,000 SHARES, CAMAC ENERGY INC	3,019	1,010
MERRILL LYNCH #02416 - 1,000 SHARES, CAMAC ENERGY INC	2,830	1,010
MERRILL LYNCH #02416 - 1,000 SHARES, CITIGROUP INC COM NEW	11,445	2,631
MERRILL LYNCH #02417 - 100 SHARES,ANADARKO PETE CORP	7,717	7,633
MERRILL LYNCH #02417 - 200 SHARES,APACHE CORP	21,533	18,116
MERRILL LYNCH #02417 - 30 SHARES,APPLE INC	5,793	12,150
MERRILL LYNCH #02417 - 50 SHARES,APPLE INC	15,178	20,250
MERRILL LYNCH #02417 - 350 SHARES,BOEING COMPANY	22,561	25,673
MERRILL LYNCH #02417 - 550 SHARES,CAPITAL ONE FINL	25,165	23,260
MERRILL LYNCH #02417 - 400 SHARES,COACH INC	25,681	24,416
MERRILL LYNCH #02417 - 1100 SHARES,EM C CORPORATION MASS	30,524	23,694
MERRILL LYNCH #02417 - 475 SHARES,ENSCO PLC-SPON ADR	23,745	22,287
MERRILL LYNCH #02417 - 175 SHARES,FLUOR CORP NEW DEL COM	10,316	8,794
MERRILL LYNCH #02417 - 1600 SHARES,FORD MOTOR CO	20,685	17,216

Name of Stock	End of Year Book Value	End of Year Fair Market Value
MERRILL LYNCH #02417 - 275 SHARES,GOLDCORP INC	14,212	12,169
MERRILL LYNCH #02417 - 800 SHARES,GOODYEAR TIRE RUBBER	13,904	11,336
MERRILL LYNCH #02417 - 800 SHARES,GOODYEAR TIRE RUBBER	9,531	11,336
MERRILL LYNCH #02417 - 1000 SHARES,INTEL CORP	24,189	24,250
MERRILL LYNCH #02417 - 225 SHARES,MARATHON PETROLEUM CORP	9,746	7,490
MERRILL LYNCH #02417 - 450 SHARES,MARATHON PETROLEUM CORP	16,268	14,981
MERRILL LYNCH #02417 - 470 SHARES,NEXTERA ENERGY INC SHS	19,646	28,614
MERRILL LYNCH #02417 - 1000 SHARES,ORACLE CORP \$0.01 DEL	19,600	25,650
MERRILL LYNCH #02417 - 200 SHARES,ORACLE CORP \$0.01 DEL	3,920	5,130
MERRILL LYNCH #02417 - 500 SHARES,POTASH CORP SASKATCHEWAN	26,269	20,640
MERRILL LYNCH #02417 - 600 SHARES,SUSSER HOLDINGS CORPORAT	12,905	13,572
MERRILL LYNCH #02417 - 250 SHARES,TERADATA CORP DEL	12,160	12,128
MERRILL LYNCH #02417 - 150 SHARES,TRANSDIGM GROUP INC	14,082	14,352
MERRILL LYNCH #02417 - 750 SHARES,THE MOSAIC COMPANY	29,813	37,823
MERRILL LYNCH #02417 - 300 SHARES,TIMKEN COMPANY	15,480	11,613
MERRILL LYNCH #02417 - 300 SHARES,TIMKEN COMPANY	11,361	11,613
MERRILL LYNCH #02417 - 600 SHARES,UNITEDHEALTH GROUP INC	25,656	30,408
MERRILL LYNCH #02417 - 300 SHARES,UNION PACIFIC CORP	28,612	31,782
MERRILL LYNCH #02417 - 500 SHARES,YUM BRANDS INC	23,836	29,505
MERRILL LYNCH #02417 - 100 SHARES,SPDR GOLD TRUST	8,584	15,199
MERRILL LYNCH #02417 - 75 SHARES,SPDR GOLD TRUST	5,989	11,399
MERRILL LYNCH #02418 - 87 SHARES,ABERCROMBIE & FITCH CO	5,614	4,249
MERRILL LYNCH #02418 - 25 SHARES,ABERCROMBIE & FITCH CO	1,449	1,221
MERRILL LYNCH #02418 - 5 SHARES,ABERCROMBIE & FITCH CO	294	244
MERRILL LYNCH #02418 - 6 SHARES,AMAZON COM INC COM	877	1,039
MERRILL LYNCH #02418 - 17 SHARES,AMAZON COM INC COM	3,248	2,943
MERRILL LYNCH #02418 - 18 SHARES,ALLERGAN INC	1,045	1,579
MERRILL LYNCH #02418 - 20 SHARES,ALLERGAN INC	1,151	1,755
MERRILL LYNCH #02418 - 24 SHARES,ALLERGAN INC	1,769	2,106
MERRILL LYNCH #02418 - 36 SHARES,ALLERGAN INC	2,688	3,159

Name of Stock	End of Year Book Value	End of Year Fair Market Value
MERRILL LYNCH #02418 - 105 SHARES,AMN ELEC POWER CO	4,039	4,338
MERRILL LYNCH #02418 - 63 SHARES,AMN ELEC POWER CO	2,438	2,603
MERRILL LYNCH #02418 - 123 SHARES,AMER EXPRESS COMPANY	6,139	5,802
MERRILL LYNCH #02418 - 72 SHARES,ASML HLDG N.V. NEW YORK	3,044	3,009
MERRILL LYNCH #02418 - 80 SHARES,ASML HLDG N.V. NEW YORK	3,323	3,343
MERRILL LYNCH #02418 - 25 SHARES,ASML HLDG N.V. NEW YORK	1,040	1,045
MERRILL LYNCH #02418 - 26 SHARES,APPLE INC	3,643	10,530
MERRILL LYNCH #02418 - 11 SHARES,APPLE INC	1,571	4,455
MERRILL LYNCH #02418 - 6 SHARES,APPLE INC	969	2,430
MERRILL LYNCH #02418 - 28 SHARES,APPLE INC	2,779	11,340
MERRILL LYNCH #02418 - 29 SHARES,APPLE INC	2,578	11,745
MERRILL LYNCH #02418 - 15 SHARES,APPLE INC	1,499	6,075
MERRILL LYNCH #02418 - 6 SHARES,APPLE INC	1,171	2,430
MERRILL LYNCH #02418 - 6 SHARES,APPLE INC	1,159	2,430
MERRILL LYNCH #02418 - 49 SHARES,BORG WARNER INC COM	2,239	3,123
MERRILL LYNCH #02418 - 19 SHARES,BORG WARNER INC COM	1,440	1,211
MERRILL LYNCH #02418 - 44 SHARES,BORG WARNER INC COM	3,069	2,805
MERRILL LYNCH #02418 - 26 SHARES,BIOGEN IDEC INC	2,953	2,861
MERRILL LYNCH #02418 - SHARES,BIOGEN IDEC INC	114	110
MERRILL LYNCH #02418 - 25 SHARES,BIOGEN IDEC INC	2,769	2,751
MERRILL LYNCH #02418 - 54 SHARES,BG GROUP PLC SPON ADR	6,566	5,778
MERRILL LYNCH #02418 - 27 SHARES,BOEING COMPANY	1,751	1,980
MERRILL LYNCH #02418 - 34 SHARES,BOEING COMPANY	2,270	2,494
MERRILL LYNCH #02418 - 41 SHARES,BOEING COMPANY	2,926	3,007
MERRILL LYNCH #02418 - 72 SHARES,CITRIX SYSTEMS INC COM	3,434	4,372
MERRILL LYNCH #02418 - 45 SHARES,CITRIX SYSTEMS INC COM	2,163	2,732
MERRILL LYNCH #02418 - 24 SHARES,CITRIX SYSTEMS INC COM	1,465	1,457
MERRILL LYNCH #02418 - 8 SHARES,CITRIX SYSTEMS INC COM	495	486
MERRILL LYNCH #02418 - 116 SHARES,COACH INC	4,056	7,081
MERRILL LYNCH #02418 - 51 SHARES,CERNER CORP COM	2,901	3,124

Name of Stock	End of Year Book Value	End of Year Fair Market Value
MERRILL LYNCH #02418 - 22 SHARES,COVIDIEN PLC SHS NEW	1,120	990
MERRILL LYNCH #02418 - 51 SHARES,COVIDIEN PLC SHS NEW	2,562	2,296
MERRILL LYNCH #02418 - 65 SHARES,COVIDIEN PLC SHS NEW	3,150	2,926
MERRILL LYNCH #02418 - 11 SHARES,COCA COLA COM	599	770
MERRILL LYNCH #02418 - 31 SHARES,COCA COLA COM	1,671	2,169
MERRILL LYNCH #02418 - 104 SHARES,COCA COLA COM	5,678	7,277
MERRILL LYNCH #02418 - 72 SHARES,COCA COLA COM	4,897	5,038
MERRILL LYNCH #02418 - 74 SHARES,COCA COLA COM	4,837	5,178
MERRILL LYNCH #02418 - 51 SHARES,COMERICA INC COM	1,956	1,316
MERRILL LYNCH #02418 - 51 SHARES,COMERICA INC COM	1,938	1,316
MERRILL LYNCH #02418 - 36 SHARES,COMERICA INC COM	1,374	929
MERRILL LYNCH #02418 - 54 SHARES,COMERICA INC COM	2,073	1,393
MERRILL LYNCH #02418 - 41 SHARES,DANAHER CORP DEL COM	2,218	1,929
MERRILL LYNCH #02418 - 81 SHARES,DANAHER CORP DEL COM	4,332	3,810
MERRILL LYNCH #02418 - 30 SHARES,EM C CORPORATION MASS	397	646
MERRILL LYNCH #02418 - 197 SHARES,EM C CORPORATION MASS	2,459	4,243
MERRILL LYNCH #02418 - 82 SHARES,EM C CORPORATION MASS	1,384	1,766
MERRILL LYNCH #02418 - 92 SHARES,EXPRESS SCRIPTS INC COM	4,913	4,111
MERRILL LYNCH #02418 - 47 SHARES,EXPRESS SCRIPTS INC COM	2,808	2,100
MERRILL LYNCH #02418 - 7 SHARES,EXPRESS SCRIPTS INC COM	417	313
MERRILL LYNCH #02418 - 16 SHARES,EOG RESOURCES INC	1,600	1,576
MERRILL LYNCH #02418 - 40 SHARES,EOG RESOURCES INC	4,050	3,940
MERRILL LYNCH #02418 - 14 SHARES,EOG RESOURCES INC	1,564	1,379
MERRILL LYNCH #02418 - 35 SHARES,EOG RESOURCES INC	3,588	3,448
MERRILL LYNCH #02418 - 58 SHARES,EDWARDS L1FESCIENCES CRP	3,895	4,101
MERRILL LYNCH #02418 - 30 SHARES,EDWARDS L1FESCIENCES CRP	1,980	2,121
MERRILL LYNCH #02418 - 87 SHARES,FAMILY DOLLAR STORES	5,026	5,016
MERRILL LYNCH #02418 - 20 SHARES,FAMILY DOLLAR STORES	1,152	1,153
MERRILL LYNCH #02418 - 15 SHARES,FAMILY DOLLAR STORES	883	865
MERRILL LYNCH #02418 - 32 SHARES,FAMILY DOLLAR STORES	1,898	1,845

Name of Stock	End of Year Book Value	End of Year Fair Market Value
MERRILL LYNCH #02418 - 11 SHARES,GOOGLE INC CL A	6,862	7,105
MERRILL LYNCH #02418 - 5 SHARES,GOOGLE INC CL A	3,142	3,230
MERRILL LYNCH #02418 - 8 SHARES,GOOGLE INC CL A	4,897	5,167
MERRILL LYNCH #02418 - 3 SHARES,GOOGLE INC CL A	1,782	1,938
MERRILL LYNCH #02418 - 3 SHARES,GOOGLE INC CL A	1,613	1,938
MERRILL LYNCH #02418 - 6 SHARES,GOOGLE INC CL A	3,224	3,875
MERRILL LYNCH #02418 - 5 SHARES,GOOGLE INC CL A	3,000	3,230
MERRILL LYNCH #02418 - 6 SHARES,GOOGLE INC CL A	3,581	3,875
MERRILL LYNCH #02418 - 18 SHARES,ILLUMINA INC COM	1,241	549
MERRILL LYNCH #02418 - 7 SHARES,ILLUMINA INC COM	480	213
MERRILL LYNCH #02418 - 46 SHARES,ILLUMINA INC COM	2,936	1,402
MERRILL LYNCH #02418 - 31 SHARES,ILLUMINA INC COM	2,218	945
MERRILL LYNCH #02418 - 19 SHARES,ILLUMINA INC COM	1,356	579
MERRILL LYNCH #02418 - 44 SHARES,ILLUMINA INC COM	2,714	1,341
MERRILL LYNCH #02418 - 136 SHARES,INTEL CORP	3,174	3,298
MERRILL LYNCH #02418 - 146 SHARES,INTEL CORP	3,432	3,541
MERRILL LYNCH #02418 - 43 SHARES,JUNIPER NETWORKS INC	1,481	878
MERRILL LYNCH #02418 - 138 SHARES,JUNIPER NETWORKS INC	4,839	2,817
MERRILL LYNCH #02418 - 29 SHARES,JUNIPER NETWORKS INC	1,276	592
MERRILL LYNCH #02418 - 30 SHARES,JUNIPER NETWORKS INC	1,329	612
MERRILL LYNCH #02418 - 135 SHARES,JPMORGAN CHASE & CO	4,379	4,489
MERRILL LYNCH #02418 - 147 SHARES,JPMORGAN CHASE & CO	4,970	4,888
MERRILL LYNCH #02418 - 87 SHARES,JOHNSON AND JOHNSON COM	5,663	5,705
MERRILL LYNCH #02418 - 55 SHARES,JOHNSON AND JOHNSON COM	3,647	3,607
MERRILL LYNCH #02418 - 5 SHARES,KIMBERLY CLARK	344	368
MERRILL LYNCH #02418 - 77 SHARES,KIMBERLY CLARK	5,455	5,664
MERRILL LYNCH #02418 - 32 SHARES,KOHL'S CORP WISC PV 1CT	1,533	1,579
MERRILL LYNCH #02418 - 34 SHARES,KOHL'S CORP WISC PV 1CT	1,627	1,678
MERRILL LYNCH #02418 - 57 SHARES,KOHL'S CORP WISC PV 1CT	2,843	2,813
MERRILL LYNCH #02418 - 81 SHARES,KROGER CO	1,984	1,962

Name of Stock	End of Year Book Value	End of Year Fair Market Value
MERRILL LYNCH #02418 - 176 SHARES,KROGER CO	4,279	4,263
MERRILL LYNCH #02418 - 144 SHARES,KROGER CO	3,615	3,488
MERRILL LYNCH #02418 - 66 SHARES,LAUDER ESTEE COS INC A	6,071	7,413
MERRILL LYNCH #02418 - 9 SHARES,LAUDER ESTEE COS INC A	843	1,011
MERRILL LYNCH #02418 - 5 SHARES,LAS VEGAS SANDS CORP	202	214
MERRILL LYNCH #02418 - 6 SHARES,LAS VEGAS SANDS CORP	283	256
MERRILL LYNCH #02418 - 25 SHARES,LAS VEGAS SANDS CORP	1,216	1,068
MERRILL LYNCH #02418 - 132 SHARES,LAS VEGAS SANDS CORP	5,330	5,640
MERRILL LYNCH #02418 - 41 SHARES,LAS VEGAS SANDS CORP	1,831	1,752
MERRILL LYNCH #02418 - 49 SHARES,LORILLARD INC	5,419	5,586
MERRILL LYNCH #02418 - 32 SHARES,MONSANTO CO NEW DEL COM	2,267	2,242
MERRILL LYNCH #02418 - 85 SHARES,MONSANTO CO NEW DEL COM	5,994	5,956
MERRILL LYNCH #02418 - 46 SHARES,MONSANTO CO NEW DEL COM	3,314	3,223
MERRILL LYNCH #02418 - 38 SHARES,MONSANTO CO NEW DEL COM	2,807	2,663
MERRILL LYNCH #02418 - 12 SHARES,MEAD JOHNSON NUTRTION CO	500	825
MERRILL LYNCH #02418 - 63 SHARES,MEAD JOHNSON NUTRTION CO	2,829	4,330
MERRILL LYNCH #02418 - 47 SHARES,MEAD JOHNSON NUTRTION CO	2,126	3,230
MERRILL LYNCH #02418 - 23 SHARES,MEAD JOHNSON NUTRTION CO	1,568	1,581
MERRILL LYNCH #02418 - 55 SHARES,MCDONALDS CORP COM	4,558	5,518
MERRILL LYNCH #02418 - 63 SHARES,MCDONALDS CORP COM	5,193	6,321
MERRILL LYNCH #02418 - 150 SHARES,MICROSOFT CORP	3,781	3,894
MERRILL LYNCH #02418 - 318 SHARES,MICROSOFT CORP	7,913	8,255
MERRILL LYNCH #02418 - 84 SHARES,NATIONAL-OILWELL VARCO	6,271	5,711
MERRILL LYNCH #02418 - 39 SHARES,NATIONAL-OILWELL VARCO	3,114	2,652
MERRILL LYNCH #02418 - 86 SHARES,NETFLIX COM INC	7,782	5,959
MERRILL LYNCH #02418 - 72 SHARES,ORACLE CORP \$0.01 DEL	1,466	1,847
MERRILL LYNCH #02418 - 340 SHARES,ORACLE CORP \$0.01 DEL	8,865	8,721
MERRILL LYNCH #02418 - 140 SHARES,ORACLE CORP \$0.01 DEL	3,804	3,591
MERRILL LYNCH #02418 - 100 SHARES,ORACLE CORP \$0.01 DEL	3,041	2,565
MERRILL LYNCH #02418 - 40 SHARES,ORACLE CORP \$0.01 DEL	1,141	1,026

Name of Stock	End of Year Book Value	End of Year Fair Market Value
MERRILL LYNCH #02418 - 5 SHARES,PEPSICO INC	355	332
MERRILL LYNCH #02418 - 68 SHARES,PEPSICO INC	4,620	4,512
MERRILL LYNCH #02418 - 22 SHARES,PEPSICO INC	1,319	1,460
MERRILL LYNCH #02418 - 14 SHARES,PRAXAIR INC	1,317	1,497
MERRILL LYNCH #02418 - 37 SHARES,PRAXAIR INC	3,569	3,955
MERRILL LYNCH #02418 - 12 SHARES,PRAXAIR INC	1,168	1,283
MERRILL LYNCH #02418 - 9 SHARES,PRECISION CASTPARTS	1,086	1,483
MERRILL LYNCH #02418 - 33 SHARES,PRECISION CASTPARTS	4,043	5,438
MERRILL LYNCH #02418 - 22 SHARES,PRECISION CASTPARTS	2,631	3,625
MERRILL LYNCH #02418 - 20 SHARES,PRECISION CASTPARTS	2,719	3,296
MERRILL LYNCH #02418 - 54 SHARES,PROCTER & GAMBLE CO	3,587	3,602
MERRILL LYNCH #02418 - 50 SHARES,PROCTER & GAMBLE CO	3,359	3,336
MERRILL LYNCH #02418 - 32 SHARES,PROCTER & GAMBLE CO	2,058	2,135
MERRILL LYNCH #02418 - 104 SHARES,QUALCOMM INC	5,921	5,689
MERRILL LYNCH #02418 - 14 SHARES,QUALCOMM INC	800	766
MERRILL LYNCH #02418 - 52 SHARES,QUALCOMM INC	2,904	2,844
MERRILL LYNCH #02418 - 27 SHARES,ROCKWELL AUTOMATION INC	2,080	1,981
MERRILL LYNCH #02418 - 60 SHARES,ROCKWELL AUTOMATION INC	4,522	4,402
MERRILL LYNCH #02418 - 31 SHARES,ROCKWELL AUTOMATION INC	2,357	2,274
MERRILL LYNCH #02418 - 37 SHARES,RANGE RESOURCES CORP DEL	2,380	2,292
MERRILL LYNCH #02418 - 26 SHARES,RANGE RESOURCES CORP DEL	1,110	1,610
MERRILL LYNCH #02418 - 17 SHARES,RANGE RESOURCES CORP DEL	861	1,053
MERRILL LYNCH #02418 - 81 SHARES,SANDISK CORP INC	4,121	3,986
MERRILL LYNCH #02418 - 38 SHARES,SANDISK CORP INC	1,930	1,870
MERRILL LYNCH #02418 - 22 SHARES,SANDISK CORP INC	1,092	1,083
MERRILL LYNCH #02418 - 9 SHARES,SANDISK CORP INC	451	443
MERRILL LYNCH #02418 - 36 SHARES,STERICYCLE INC COM	2,879	2,805
MERRILL LYNCH #02418 - 92 SHARES,STARWOOD HOTELS AND	5,745	4,413
MERRILL LYNCH #02418 - 14 SHARES,STARWOOD HOTELS AND	867	672
MERRILL LYNCH #02418 - 61 SHARES,STARWOOD HOTELS AND	2,905	2,926

Name of Stock	End of Year Book Value	End of Year Fair Market Value
MERRILL LYNCH #02418 - 28 SHARES,STARWOOD HOTELS AND	1,190	1,343
MERRILL LYNCH #02418 - 35 SHARES,SCHLUMBERGER LTD	2,465	2,391
MERRILL LYNCH #02418 - 23 SHARES,SCHLUMBERGER LTD	1,498	1,571
MERRILL LYNCH #02418 - 14 SHARES,SCHLUMBERGER LTD	1,041	956
MERRILL LYNCH #02418 - 21 SHARES,SCHLUMBERGER LTD	1,540	1,435
MERRILL LYNCH #02418 - 36 SHARES,SCHLUMBERGER LTD	3,196	2,459
MERRILL LYNCH #02418 - 43 SHARES,SCHLUMBERGER LTD	2,955	2,937
MERRILL LYNCH #02418 - 38 SHARES,SCHLUMBERGER LTD	2,830	2,596
MERRILL LYNCH #02418 - 35 SHARES,SALESFORCE COM INC	4,370	3,551
MERRILL LYNCH #02418 - 14 SHARES,SALESFORCE COM INC	1,747	1,420
MERRILL LYNCH #02418 - 33 SHARES,SIGMA ALDRICH CORP	2,243	2,061
MERRILL LYNCH #02418 - 13 SHARES,SIGMA ALDRICH CORP	895	812
MERRILL LYNCH #02418 - 10 SHARES,SIGMA ALDRICH CORP	756	625
MERRILL LYNCH #02418 - 32 SHARES,SIGMA ALDRICH CORP	2,366	1,999
MERRILL LYNCH #02418 - 11 SHARES,STARBUCKS CORP	294	506
MERRILL LYNCH #02418 - 108 SHARES,STARBUCKS CORP	2,984	4,969
MERRILL LYNCH #02418 - 119 SHARES,STARBUCKS CORP	3,128	5,475
MERRILL LYNCH #02418 - 68 SHARES,TYCO INTL LTD NAMEN-AKT	3,167	3,176
MERRILL LYNCH #02418 - 20 SHARES,TYCO INTL LTD NAMEN-AKT	978	934
MERRILL LYNCH #02418 - 46 SHARES,TYCO INTL LTD NAMEN-AKT	2,271	2,149
MERRILL LYNCH #02418 - 12 SHARES,TYCO INTL LTD NAMEN-AKT	594	561
MERRILL LYNCH #02418 - 130 SHARES,TIME WARNER INC SHS	4,781	4,698
MERRILL LYNCH #02418 - 49 SHARES,TIME WARNER INC SHS	1,803	1,771
MERRILL LYNCH #02418 - 177 SHARES,TYSON FOODS INC CL A	3,281	3,653
MERRILL LYNCH #02418 - 163 SHARES,TYSON FOODS INC CL A	3,077	3,364
MERRILL LYNCH #02418 - 34 SHARES,TYSON FOODS INC CL A	563	702
MERRILL LYNCH #02418 - 46 SHARES,TYSON FOODS INC CL A	761	949
MERRILL LYNCH #02418 - 2 SHARES,UNITEDHEALTH GROUP INC	68	101
MERRILL LYNCH #02418 - 85 SHARES,UNITEDHEALTH GROUP INC	2,679	4,308
MERRILL LYNCH #02418 - 75 SHARES,UNITEDHEALTH GROUP INC	2,801	3,801

Name of Stock	End of Year Book Value	End of Year Fair Market Value
MERRILL LYNCH #02418 - 65 SHARES,UNION PACIFIC CORP	5,786	6,886
MERRILL LYNCH #02418 - 30 SHARES,UNION PACIFIC CORP	2,673	3,178
MERRILL LYNCH #02418 - 6 SHARES,UNION PACIFIC CORP	542	636
MERRILL LYNCH #02418 - 36 SHARES,UNITED TECHS CORP COM	1,813	2,631
MERRILL LYNCH #02418 - 23 SHARES,UNITED TECHS CORP COM	1,251	1,681
MERRILL LYNCH #02418 - 16 SHARES,UNITED TECHS CORP COM	990	1,169
MERRILL LYNCH #02418 - 4 SHARES,V F CORPORATION	346	508
MERRILL LYNCH #02418 - 27 SHARES,V F CORPORATION	2,045	3,429
MERRILL LYNCH #02418 - 10 SHARES,V F CORPORATION	751	1,270
MERRILL LYNCH #02418 - 20 SHARES,V F CORPORATION	1,664	2,540
MERRILL LYNCH #02418 - 37 SHARES,VERIFONE SYSTEMS INC	1,459	1,314
MERRILL LYNCH #02418 - 40 SHARES,VERIFONE SYSTEMS INC	1,588	1,421
MERRILL LYNCH #02418 - 7 SHARES,VERIFONE SYSTEMS INC	291	249
MERRILL LYNCH #02418 - 32 SHARES,VERIFONE SYSTEMS INC	1,362	1,137
MERRILL LYNCH #02418 - 28 SHARES,WATERS CORP	2,227	2,073
MERRILL LYNCH #02418 - 18 SHARES,WATERS CORP	1,440	1,333
MERRILL LYNCH #02418 - 2 SHARES,WATERS CORP	160	148
MERRILL LYNCH #02418 - 11 SHARES,WATERS CORP	1,068	815
MERRILL LYNCH #02418 - 21 SHARES,WATERS CORP	2,052	1,555
MERRILL LYNCH #02418 - 18 SHARES,WATERS CORP	1,610	1,333
MERRILL LYNCH #02418 - 7 SHARES,WAL-MART STORES INC	371	418
MERRILL LYNCH #02418 - 15 SHARES,WAL-MART STORES INC	797	896
MERRILL LYNCH #02418 - 51 SHARES,WAL-MART STORES INC	2,651	3,048
MERRILL LYNCH #02418 - 81 SHARES,YUM BRANDS INC	4,529	4,780
MERRILL LYNCH #02418 - 47 SHARES,YUM BRANDS INC	2,623	2,773
MERRILL LYNCH #02419 - 91 SHARES,ABBOTT LABS	3,959	5,117
MERRILL LYNCH #02419 - 45 SHARES,ABBOTT LABS	2,056	2,530
MERRILL LYNCH #02419 - 52 SHARES,ABBOTT LABS	2,344	2,924
MERRILL LYNCH #02419 - 47 SHARES,ABBOTT LABS	2,594	2,643
MERRILL LYNCH #02419 - 31 SHARES,AIR PRODUCTS&CHEM	2,340	2,641

Name of Stock	End of Year Book Value	End of Year Fair Market Value
MERRILL LYNCH #02419 - 36 SHARES,AIR PRODUCTS&CHEM	2,794	3,067
MERRILL LYNCH #02419 - 95 SHARES,ALTRIA GROUP INC	2,553	2,817
MERRILL LYNCH #02419 - 93 SHARES,ALTRIA GROUP INC	2,464	2,757
MERRILL LYNCH #02419 - 66 SHARES,ACCENTURE PLC SHS	2,366	3,513
MERRILL LYNCH #02419 - 66 SHARES,ACCENTURE PLC SHS	2,052	3,513
MERRILL LYNCH #02419 - 65 SHARES,ACCENTURE PLC SHS	2,566	3,460
MERRILL LYNCH #02419 - 55 SHARES,ACCENTURE PLC SHS	2,495	2,928
MERRILL LYNCH #02419 - 65 SHARES,AT& T INC	2,403	1,966
MERRILL LYNCH #02419 - 80 SHARES,AT& T INC	2,834	2,419
MERRILL LYNCH #02419 - 127 SHARES,AT& T INC	3,967	3,840
MERRILL LYNCH #02419 - 97 SHARES,AT& T INC	2,567	2,933
MERRILL LYNCH #02419 - 80 SHARES,ASML HLDG N.V. NEW YORK	2,660	3,343
MERRILL LYNCH #02419 - 56 SHARES,ASML HLDG N.V. NEW YORK	1,954	2,340
MERRILL LYNCH #02419 - 16 SHARES,APACHE CORP	2,155	1,449
MERRILL LYNCH #02419 - 25 SHARES,APACHE CORP	2,792	2,265
MERRILL LYNCH #02419 - 27 SHARES,APACHE CORP	2,767	2,446
MERRILL LYNCH #02419 - 20 SHARES,BLACKROCKINC	3,694	3,565
MERRILL LYNCH #02419 - 11 SHARES,BLACKROCKINC	1,982	1,961
MERRILL LYNCH #02419 - 90 SHARES,BANK NEW YORK MELLON	3,208	1,792
MERRILL LYNCH #02419 - 18 SHARES,BANK NEW YORK MELLON	645	358
MERRILL LYNCH #02419 - 68 SHARES,BANK NEW YORK MELLON	2,960	1,354
MERRILL LYNCH #02419 - 98 SHARES,BANK NEW YORK MELLON	2,541	1,951
MERRILL LYNCH #02419 - 57 SHARES,BANK NEW YORK MELLON	1,628	1,135
MERRILL LYNCH #02419 - 86 SHARES,BANK NEW YORK MELLON	2,474	1,712
MERRILL LYNCH #02419 - 56 SHARES,BANK NEW YORK MELLON	1,727	1,115
MERRILL LYNCH #02419 - 156 SHARES,BANK NEW YORK MELLON	3,141	3,106
MERRILL LYNCH #02419 - 29 SHARES,BECTON DICKINSON CO	2,259	2,167
MERRILL LYNCH #02419 - 31 SHARES,BECTON DICKINSON CO	2,379	2,316
MERRILL LYNCH #02419 - 34 SHARES,BECTON DICKINSON CO	2,737	2,540
MERRILL LYNCH #02419 - 116 SHARES,COMCAST CRP NEW CL A SPL	2,777	2,733

Name of Stock	End of Year Book Value	End of Year Fair Market Value
MERRILL LYNCH #02419 - 123 SHARES,COMCAST CRP NEW CL A SPL	2,954	2,898
MERRILL LYNCH #02419 - 126 SHARES,COMCAST CRP NEW CL A SPL	2,519	2,969
MERRILL LYNCH #02419 - 43 SHARES,CHEVRON CORP	3,173	4,575
MERRILL LYNCH #02419 - 31 SHARES,CHEVRON CORP	2,967	3,298
MERRILL LYNCH #02419 - 34 SHARES,CHEVRON CORP	2,820	3,618
MERRILL LYNCH #02419 - 32 SHARES,CHEVRON CORP	2,429	3,405
MERRILL LYNCH #02419 - 31 SHARES,CHEVRON CORP	2,460	3,298
MERRILL LYNCH #02419 - 70 SHARES,DANAHER CORP DEL COM	3,509	3,293
MERRILL LYNCH #02419 - 60 SHARES,DANAHER CORP DEL COM	2,968	2,822
MERRILL LYNCH #02419 - 55 SHARES,DANAHER CORP DEL COM	2,372	2,587
MERRILL LYNCH #02419 - 36 SHARES,D1AGEO PLC SPSD ADR NEW	2,688	3,147
MERRILL LYNCH #02419 - 38 SHARES,D1AGEO PLC SPSD ADR NEW	2,968	3,322
MERRILL LYNCH #02419 - 22 SHARES,D1AGEO PLC SPSD ADR NEW	1,706	1,923
MERRILL LYNCH #02419 - 91 SHARES,DISNEY (WALT) CO COM STK	3,078	3,413
MERRILL LYNCH #02419 - 5 SHARES,EXXON MOBIL CORP COM	306	424
MERRILL LYNCH #02419 - 57 SHARES,EXXON MOBIL CORP COM	3,563	4,831
MERRILL LYNCH #02419 - 56 SHARES,EXXON MOBIL CORP COM	3,841	4,747
MERRILL LYNCH #02419 - 36 SHARES,EXXON MOBIL CORP COM	2,589	3,051
MERRILL LYNCH #02419 - 28 SHARES,EXXON MOBIL CORP COM	2,300	2,373
MERRILL LYNCH #02419 - 8 SHARES,GOLDMAN SACHS GROUP INC	1,329	723
MERRILL LYNCH #02419 - 23 SHARES,GOLDMAN SACHS GROUP INC	2,342	2,080
MERRILL LYNCH #02419 - 22 SHARES,GOLDMAN SACHS GROUP INC	1,988	1,989
MERRILL LYNCH #02419 - 13 SHARES,GOLDMAN SACHS GROUP INC	2,220	1,176
MERRILL LYNCH #02419 - 15 SHARES,GOLDMAN SACHS GROUP INC	2,659	1,356
MERRILL LYNCH #02419 - 17 SHARES,GOLDMAN SACHS GROUP INC	2,760	1,537
MERRILL LYNCH #02419 - 19 SHARES,GOLDMAN SACHS GROUP INC	2,881	1,718
MERRILL LYNCH #02419 - 19 SHARES,GOLDMAN SACHS GROUP INC	2,649	1,718
MERRILL LYNCH #02419 - 68 SHARES,GENERAL MILLS	2,215	2,748
MERRILL LYNCH #02419 - 40 SHARES,GENERAL MILLS	1,310	1,616
MERRILL LYNCH #02419 - 76 SHARES,GENERAL MILLS	2,685	3,071

Name of Stock	End of Year Book Value	End of Year Fair Market Value
MERRILL LYNCH #02419 - 44 SHARES,GENERAL MILLS	1,584	1,778
MERRILL LYNCH #02419 - 75 SHARES,GENERAL MILLS	2,742	3,031
MERRILL LYNCH #02419 - 105 SHARES,HONEYWELL INTL INC DEL	4,469	5,707
MERRILL LYNCH #02419 - 60 SHARES,HONEYWELL INTL INC DEL	2,535	3,261
MERRILL LYNCH #02419 - 27 SHARES,HASBROINC COM	714	861
MERRILL LYNCH #02419 - 83 SHARES,HASBROINC COM	2,159	2,647
MERRILL LYNCH #02419 - 61 SHARES,HASBROINC COM	2,815	1,945
MERRILL LYNCH #02419 - 54 SHARES,HASBROINC COM	2,038	1,722
MERRILL LYNCH #02419 - 68 SHARES,HASBROINC COM	2,484	2,169
MERRILL LYNCH #02419 - 58 SHARES,INTEL CORP	1,204	1,407
MERRILL LYNCH #02419 - 159 SHARES,INTEL CORP	3,003	3,856
MERRILL LYNCH #02419 - SHARES,INTL BUSINESS MACHINES	107	184
MERRILL LYNCH #02419 - 22 SHARES,INTL BUSINESS MACHINES	2,858	4,045
MERRILL LYNCH #02419 - 20 SHARES,INTL BUSINESS MACHINES	2,580	3,678
MERRILL LYNCH #02419 - 19 SHARES,INTL BUSINESS MACHINES	2,729	3,494
MERRILL LYNCH #02419 - 51 SHARES,JPMORGAN CHASE & CO	1,773	1,696
MERRILL LYNCH #02419 - 62 SHARES,JPMORGAN CHASE & CO	1,723	2,062
MERRILL LYNCH #02419 - 29 SHARES,JPMORGAN CHASE & CO	985	964
MERRILL LYNCH #02419 - 56 SHARES,JPMORGAN CHASE & CO	1,778	1,862
MERRILL LYNCH #02419 - 37 SHARES,JPMORGAN CHASE & CO	1,072	1,230
MERRILL LYNCH #02419 - 44 SHARES,JPMORGAN CHASE & CO	1,135	1,463
MERRILL LYNCH #02419 - 66 SHARES,JPMORGAN CHASE & CO	2,306	2,195
MERRILL LYNCH #02419 - 64 SHARES,JPMORGAN CHASE & CO	2,930	2,128
MERRILL LYNCH #02419 - 56 SHARES,JPMORGAN CHASE & CO	2,605	1,862
MERRILL LYNCH #02419 - 90 SHARES,JPMORGAN CHASE & CO	3,549	2,993
MERRILL LYNCH #02419 - 9 SHARES,JOHNSON AND JOHNSON COM	554	590
MERRILL LYNCH #02419 - 73 SHARES,JOHNSON AND JOHNSON COM	4,258	4,787
MERRILL LYNCH #02419 - 38 SHARES,JOHNSON AND JOHNSON COM	1,967	2,492
MERRILL LYNCH #02419 - 39 SHARES,JOHNSON AND JOHNSON COM	2,331	2,558
MERRILL LYNCH #02419 - 46 SHARES,JOHNSON AND JOHNSON COM	2,893	3,017

Name of Stock	End of Year Book Value	End of Year Fair Market Value
MERRILL LYNCH #02419 - 43 SHARES,JOHNSON AND JOHNSON COM	2,697	2,820
MERRILL LYNCH #02419 - 86 SHARES,JOHNSON CONTROLS INC	2,423	2,688
MERRILL LYNCH #02419 - 70 SHARES,JOHNSON CONTROLS INC	2,731	2,188
MERRILL LYNCH #02419 - 69 SHARES,JOHNSON CONTROLS INC	2,776	2,157
MERRILL LYNCH #02419 - 72 SHARES,LOCKHEED MARTIN CORP	4,564	5,825
MERRILL LYNCH #02419 - 48 SHARES,LOCKHEED MARTIN CORP	4,189	3,883
MERRILL LYNCH #02419 - 25 SHARES,LOCKHEED MARTIN CORP	2,413	2,023
MERRILL LYNCH #02419 - 19 SHARES,LOCKHEED MARTIN CORP	1,628	1,537
MERRILL LYNCH #02419 - 29 SHARES,LOCKHEED MARTIN CORP	1,766	2,346
MERRILL LYNCH #02419 - 19 SHARES,LOCKHEED MARTIN CORP	1,467	1,537
MERRILL LYNCH #02419 - 32 SHARES,LOCKHEED MARTIN CORP	2,388	2,589
MERRILL LYNCH #02419 - 23 SHARES,LOCKHEED MARTIN CORP	1,630	1,861
MERRILL LYNCH #02419 - 35 SHARES,LOCKHEED MARTIN CORP	2,853	2,832
MERRILL LYNCH #02419 - 21 SHARES,METLIFE INC COM	1,056	655
MERRILL LYNCH #02419 - 71 SHARES,METLIFE INC COM	3,877	2,214
MERRILL LYNCH #02419 - 73 SHARES,METLIFE INC COM	4,158	2,276
MERRILL LYNCH #02419 - 39 SHARES,METLIFE INC COM	2,229	1,216
MERRILL LYNCH #02419 - 67 SHARES,METLIFE INC COM	2,099	2,089
MERRILL LYNCH #02419 - 57 SHARES,METLIFE INC COM	2,247	1,777
MERRILL LYNCH #02419 - 67 SHARES,METLIFE INC COM	3,075	2,089
MERRILL LYNCH #02419 - 52 SHARES,MEDTRONIC INC COM	1,624	1,989
MERRILL LYNCH #02419 - 62 SHARES,MEDTRONIC INC COM	1,985	2,372
MERRILL LYNCH #02419 - 56 SHARES,MEDTRONIC INC COM	2,067	2,142
MERRILL LYNCH #02419 - 62 SHARES,MEDTRONIC INC COM	2,369	2,372
MERRILL LYNCH #02419 - 69 SHARES,MEDTRONIC INC COM	2,518	2,639
MERRILL LYNCH #02419 - 25 SHARES,NESTLE S A REP RG SH ADR	1,070	1,443
MERRILL LYNCH #02419 - 43 SHARES,NESTLE S A REP RG SH ADR	1,706	2,482
MERRILL LYNCH #02419 - 53 SHARES,NESTLE S A REP RG SH ADR	2,115	3,059
MERRILL LYNCH #02419 - 38 SHARES,NORTHROP GRUMMAN CORP	2,469	2,222
MERRILL LYNCH #02419 - 52 SHARES,NORTHROP GRUMMAN CORP	1,967	3,041

Name of Stock	End of Year Book Value	End of Year Fair Market Value
MERRILL LYNCH #02419 - 35 SHARES,NORTHROP GRUMMAN CORP	1,422	2,047
MERRILL LYNCH #02419 - 30 SHARES,OCCIDENTAL PETE CORP CAL	3,082	2,811
MERRILL LYNCH #02419 - 34 SHARES,OCCIDENTAL PETE CORP CAL	3,502	3,186
MERRILL LYNCH #02419 - 32 SHARES,OCCIDENTAL PETE CORP CAL	2,818	2,998
MERRILL LYNCH #02419 - 126 SHARES,ORACLE CORP \$0.01 DEL	2,330	3,232
MERRILL LYNCH #02419 - 154 SHARES,ORACLE CORP \$0.01 DEL	3,056	3,950
MERRILL LYNCH #02419 - 62 SHARES,ORACLE CORP \$0.01 DEL	1,407	1,590
MERRILL LYNCH #02419 - 100 SHARES,ORACLE CORP \$0.01 DEL	2,595	2,565
MERRILL LYNCH #02419 - 79 SHARES,ORACLE CORP \$0.01 DEL	2,662	2,026
MERRILL LYNCH #02419 - 96 SHARES,ORACLE CORP \$0.01 DEL	3,122	2,462
MERRILL LYNCH #02419 - 12 SHARES,PPG INDUSTRIES INC SHS	909	1,002
MERRILL LYNCH #02419 - 43 SHARES,PPG INDUSTRIES INC SHS	3,312	3,590
MERRILL LYNCH #02419 - 45 SHARES,PPG INDUSTRIES INC SHS	3,342	3,757
MERRILL LYNCH #02419 - 32 SHARES,PPG INDUSTRIES INC SHS	2,798	2,672
MERRILL LYNCH #02419 - 5 SHARES,PRUDENTIAL FINANCIAL INC	203	251
MERRILL LYNCH #02419 - 40 SHARES,PRUDENTIAL FINANCIAL INC	2,065	2,005
MERRILL LYNCH #02419 - 50 SHARES,PRUDENTIAL FINANCIAL INC	2,502	2,506
MERRILL LYNCH #02419 - 48 SHARES,PRUDENTIAL FINANCIAL INC	2,462	2,406
MERRILL LYNCH #02419 - 70 SHARES,PNC FINCL SERVICES GROUP	4,452	4,037
MERRILL LYNCH #02419 - 39 SHARES,PNC FINCL SERVICES GROUP	2,432	2,249
MERRILL LYNCH #02419 - 54 SHARES,PNC FINCL SERVICES GROUP	2,709	3,114
MERRILL LYNCH #02419 - 27 SHARES,PHILIP MORRIS INTL INC	1,318	2,119
MERRILL LYNCH #02419 - 65 SHARES,PHILIP MORRIS INTL INC	3,164	5,101
MERRILL LYNCH #02419 - 34 SHARES,PHILIP MORRIS INTL INC	1,649	2,668
MERRILL LYNCH #02419 - 64 SHARES,PHILIP MORRIS INTL INC	3,237	5,023
MERRILL LYNCH #02419 - 53 SHARES,PHILIP MORRIS INTL INC	2,662	4,159
MERRILL LYNCH #02419 - 26 SHARES,PHILIP MORRIS INTL INC	998	2,040
MERRILL LYNCH #02419 - 51 SHARES,PHILIP MORRIS INTL INC	2,882	4,002
MERRILL LYNCH #02419 - 61 SHARES,PEPSICO INC	3,301	4,047
MERRILL LYNCH #02419 - 36 SHARES,PEPSICO INC	2,033	2,389

Name of Stock	End of Year Book Value	End of Year Fair Market Value
MERRILL LYNCH #02419 - 37 SHARES,PFIZER INC	503	801
MERRILL LYNCH #02419 - 181 SHARES,PFIZER INC	2,857	3,917
MERRILL LYNCH #02419 - 137 SHARES,PFIZER INC	2,288	2,965
MERRILL LYNCH #02419 - 150 SHARES,PFIZER INC	2,662	3,246
MERRILL LYNCH #02419 - 123 SHARES,PFIZER INC	2,146	2,662
MERRILL LYNCH #02419 - 153 SHARES,PFIZER INC	2,747	3,311
MERRILL LYNCH #02419 - 108 SHARES,ST JUDE MEDICAL INC	3,611	3,704
MERRILL LYNCH #02419 - 10 SHARES,STANLEY BLACK & DECKER	508	676
MERRILL LYNCH #02419 - 43 SHARES,STANLEY BLACK & DECKER	2,403	2,907
MERRILL LYNCH #02419 - 24 SHARES,STANLEY BLACK & DECKER	1,734	1,622
MERRILL LYNCH #02419 - 36 SHARES,STANLEY BLACK & DECKER	2,119	2,434
MERRILL LYNCH #02419 - 48 SHARES,STANLEY BLACK & DECKER	2,680	3,245
MERRILL LYNCH #02419 - 118 SHARES,TYCO INTL LTD NAMEN-AKT	5,643	5,512
MERRILL LYNCH #02419 - 98 SHARES,TARGET CORP COM	5,442	5,020
MERRILL LYNCH #02419 - 51 SHARES,TARGET CORP COM	2,725	2,612
MERRILL LYNCH #02419 - 52 SHARES,TARGET CORP COM	2,724	2,663
MERRILL LYNCH #02419 - 81 SHARES,TARGET CORP COM	4,359	4,149
MERRILL LYNCH #02419 - 2 SHARES,3M COMPANY	115	163
MERRILL LYNCH #02419 - 34 SHARES,3M COMPANY	1,993	2,779
MERRILL LYNCH #02419 - 21 SHARES,3M COMPANY	1,278	1,716
MERRILL LYNCH #02419 - 19 SHARES,3M COMPANY	1,441	1,553
MERRILL LYNCH #02419 - 29 SHARES,3M COMPANY	2,671	2,370
MERRILL LYNCH #02419 - 37 SHARES,TRAVELERS COS INC	1,559	2,189
MERRILL LYNCH #02419 - 50 SHARES,TRAVELERS COS INC	2,565	2,959
MERRILL LYNCH #02419 - 47 SHARES,TRAVELERS COS INC	2,331	2,781
MERRILL LYNCH #02419 - 49 SHARES,TRAVELERS COS INC	2,873	2,899
MERRILL LYNCH #02419 - 62 SHARES,THERMO FISHER SCIENTIFIC	3,148	2,788
MERRILL LYNCH #02419 - 37 SHARES,THERMO FISHER SCIENTIFIC	2,009	1,664
MERRILL LYNCH #02419 - 36 SHARES,THERMO FISHER SCIENTIFIC	1,923	1,619
MERRILL LYNCH #02419 - 73 SHARES,UNITED TECHS CORP COM	4,165	5,336

Name of Stock	End of Year Book Value	End of Year Fair Market Value
MERRILL LYNCH #02419 - 58 SHARES,UNITED TECHS CORP COM	3,697	4,239
MERRILL LYNCH #02419 - 42 SHARES,UNITED TECHS CORP COM	3,326	3,070
MERRILL LYNCH #02419 - 84 SHARES,VIACOM INC NEW CL B	3,668	3,814
MERRILL LYNCH #02419 - 57 SHARES,VIACOM INC NEW CL B	2,899	2,588
MERRILL LYNCH #02419 - 58 SHARES,VIACOM INC NEW CL B	2,423	2,634
MERRILL LYNCH #02419 - 111 SHARES,VODAFONE GROU PLC SP ADR	3,705	3,111
MERRILL LYNCH #02419 - 118 SHARES,VODAFONE GROU PLC SP ADR	2,231	3,308
MERRILL LYNCH #02419 - 29 SHARES,ACE LIMITED	1,595	2,033
MERRILL LYNCH #02419 - 20 SHARES,ACE LIMITED	1,110	1,402
MERRILL LYNCH #02419 - 31 SHARES,ACE LIMITED	1,937	2,174
MERRILL LYNCH #02419 - 11 SHARES,ACE LIMITED	686	771
MERRILL LYNCH #02419 - 28 SHARES,ACE LIMITED	1,908	1,963
MERRILL LYNCH #02420 - 94 SHARES,AKZO NOBEL N V SPNSD ADR	4,336	4,540
MERRILL LYNCH #02420 - 69 SHARES,ANHEUSER-BUSCH INBEV ADR	3,565	4,208
MERRILL LYNCH #02420 - 56 SHARES,ACCENTURE PLC SHS	2,958	2,981
MERRILL LYNCH #02420 - 1,387 SHARES,ALCATEL LUCENT SPD ADR	4,545	2,164
MERRILL LYNCH #02420 - 691 SHARES,ALCATEL LUCENT SPD ADR	1,063	1,078
MERRILL LYNCH #02420 - 61 SHARES,BHP BILLITON PLC SP ADR	3,884	3,562
MERRILL LYNCH #02420 - 48 SHARES,BASF SE SPONSORED ADR	3,226	3,347
MERRILL LYNCH #02420 - 50 SHARES,BG GROUP PLC SPON ADR	5,038	5,350
MERRILL LYNCH #02420 - 93 SHARES,BUNZL PLC ADR	5,869	6,398
MERRILL LYNCH #02420 - 81 SHARES,BAYTEX ENERGY CORP SHS	3,946	4,527
MERRILL LYNCH #02420 - 52 SHARES,BRIDGESTONE CORP ADR	2,376	2,340
MERRILL LYNCH #02420 - 178 SHARES,CREDIT SUISSE GP SP ADR	4,517	4,179
MERRILL LYNCH #02420 - 100 SHARES,CANON INC ADR REP5SH	4,334	4,404
MERRILL LYNCH #02420 - 173 SHARES,CORUS ENTMT INC CL B N V	3,496	3,486
MERRILL LYNCH #02420 - 11 SHARES,CHINA MOBILE LTD SPN ADR	529	533
MERRILL LYNCH #02420 - 13 SHARES,CHINA MOBILE LTD SPN ADR	635	630
MERRILL LYNCH #02420 - 89 SHARES,CHINA MOBILE LTD SPN ADR	4,585	4,316
MERRILL LYNCH #02420 - 278 SHARES,CSL LTD SHS	3,836	4,526

Name of Stock	End of Year Book Value	End of Year Fair Market Value
MERRILL LYNCH #02420 - 97 SHARES,CENOVUS ENERGY INC	3,370	3,220
MERRILL LYNCH #02420 - 47 SHARES,DEUTSCHE TELE AG SPN ADR	625	538
MERRILL LYNCH #02420 - 100 SHARES,DEUTSCHE TELE AG SPN ADR	1,276	1,145
MERRILL LYNCH #02420 - 218 SHARES,DEUTSCHE TELE AG SPN ADR	2,581	2,496
MERRILL LYNCH #02420 - 47 SHARES,DIAGEO PLC SPSD ADR NEW	3,666	4,109
MERRILL LYNCH #02420 - 4 SHARES,ERICSSON LM TEL CL B ADR	42	41
MERRILL LYNCH #02420 - 114 SHARES,ERICSSON LM TEL CL B ADR	1,219	1,155
MERRILL LYNCH #02420 - 92 SHARES,ERICSSON LM TEL CL B ADR	929	932
MERRILL LYNCH #02420 - 143 SHARES,ERICSSON LM TEL CL B ADR	1,492	1,449
MERRILL LYNCH #02420 - 88 SHARES,ERICSSON LM TEL CL B ADR	1,099	891
MERRILL LYNCH #02420 - 552 SHARES,EXPERIAN PLC SP ADR	6,298	7,491
MERRILL LYNCH #02420 - 103 SHARES,FRESENIUS MEDICAL CARE	7,200	7,002
MERRILL LYNCH #02420 - 134 SHARES,GOLDCORP INC	6,704	5,930
MERRILL LYNCH #02420 - 233 SHARES,GAFISA S A SPON ADR	1,947	1,072
MERRILL LYNCH #02420 - 353 SHARES,GIVAUDAN SA UNSP ADR	6,098	6,827
MERRILL LYNCH #02420 - 150 SHARES,INFORMA PLC UNSP ADR	1,803	1,674
MERRILL LYNCH #02420 - 141 SHARES,INFORMA PLC UNSP ADR	1,666	1,574
MERRILL LYNCH #02420 - 55 SHARES,INFORMA PLC UNSP ADR	639	614
MERRILL LYNCH #02420 - 113 SHARES,JUPITER TELECOM CO ADR	8,242	7,648
MERRILL LYNCH #02420 - 7 SHARES,JUPITER TELECOM CO ADR	510	474
MERRILL LYNCH #02420 - 3 SHARES,KAO CORP SPD ADR	62	82
MERRILL LYNCH #02420 - 31 SHARES,KAO CORP SPD ADR	735	843
MERRILL LYNCH #02420 - 26 SHARES,KAO CORP SPD ADR	698	707
MERRILL LYNCH #02420 - 25 SHARES,KAO CORP SPD ADR	633	680
MERRILL LYNCH #02420 - 10 SHARES,KAO CORP SPD ADR	250	272
MERRILL LYNCH #02420 - 503 SHARES,KONINKLLJKE AHOLD NV ADR	5,768	6,765
MERRILL LYNCH #02420 - 379 SHARES,KDDI CORP SHS	7,675	6,102
MERRILL LYNCH #02420 - 148 SHARES,LVMH MOET HENNESSY ADR	4,788	4,159
MERRILL LYNCH #02420 - 435 SHARES,LINDE AG SHS SP ADR	6,264	6,486
MERRILL LYNCH #02420 - 161 SHARES,L OREAL CO ADR	3,352	3,354

Name of Stock	End of Year Book Value	End of Year Fair Market Value
MERRILL LYNCH #02420 - 323 SHARES,MTN GROUP LTO-SPONS ADR	6,234	5,717
MERRILL LYNCH #02420 - 21 SHARES,NOVARTIS ADR	1,152	1,201
MERRILL LYNCH #02420 - 26 SHARES,NOVARTIS ADR	1,434	1,486
MERRILL LYNCH #02420 - 22 SHARES,NOVARTIS ADR	1,156	1,258
MERRILL LYNCH #02420 - 21 SHARES,NOVARTIS ADR	770	1,201
MERRILL LYNCH #02420 - 29 SHARES,NOVARTIS ADR	1,154	1,658
MERRILL LYNCH #02420 - 14 SHARES,NOVARTIS ADR	788	800
MERRILL LYNCH #02420 - 68 SHARES,NTT DOCOMO INC SPD ADR	1,287	1,248
MERRILL LYNCH #02420 - 137 SHARES,NTT DOCOMO INC SPD ADR	2,612	2,514
MERRILL LYNCH #02420 - 501 SHARES,NEW GOLD INC CDA	6,521	5,050
MERRILL LYNCH #02420 - 141 SHARES,NXP SEMICONDUCTORS N.V.	2,836	2,167
MERRILL LYNCH #02420 - 553 SHARES,NORDEA BANK AB-SPON ADR	4,641	4,324
MERRILL LYNCH #02420 - 88 SHARES,NESTLE S A REP RG SH ADR	5,002	5,078
MERRILL LYNCH #02420 - 59 SHARES,NOVO NORDISK A S ADR	6,060	6,800
MERRILL LYNCH #02420 - 397 SHARES,OGX PETROLEO E-SPON ADR	2,734	2,894
MERRILL LYNCH #02420 - 142 SHARES,PRECISION DRILLING CORP	1,731	1,457
MERRILL LYNCH #02420 - 138 SHARES,PENN WEST PETE LTD NEW	2,491	2,732
MERRILL LYNCH #02420 - 285 SHARES,PETROFAC LTD-	3,138	3,189
MERRILL LYNCH #02420 - 115 SHARES,POTASH CORP SASKATCHEWAN	6,630	4,747
MERRILL LYNCH #02420 - 93 SHARES,RIO TINTO PLC SPNSRD ADR	5,390	4,550
MERRILL LYNCH #02420 - 26 SHARES,REED ELSEVIER P L C	740	839
MERRILL LYNCH #02420 - 24 SHARES,REED ELSEVIER P L C	725	774
MERRILL LYNCH #02420 - 138 SHARES,REED ELSEVIER P L C	4,298	4,452
MERRILL LYNCH #02420 - 13 SHARES,ROCHE HLDG LTD SPN ADR	401	553
MERRILL LYNCH #02420 - 21 SHARES,ROCHE HLDG LTD SPN ADR	656	894
MERRILL LYNCH #02420 - 25 SHARES,ROCHE HLDG LTD SPN ADR	789	1,064
MERRILL LYNCH #02420 - 14 SHARES,ROCHE HLDG LTD SPN ADR	394	596
MERRILL LYNCH #02420 - 33 SHARES,ROCHE HLDG LTD SPN ADR	1,091	1,404
MERRILL LYNCH #02420 - 31 SHARES,ROCHE HLDG LTD SPN ADR	1,037	1,319
MERRILL LYNCH #02420 - 38 SHARES,ROCHE HLDG LTD SPN ADR	1,353	1,617

Name of Stock	End of Year Book Value	End of Year Fair Market Value
MERRILL LYNCH #02420 - 22 SHARES,ROCHE HLDG LTD SPN ADR	919	936
MERRILL LYNCH #02420 - 21 SHARES,ROCHE HLDG LTD SPN ADR	840	894
MERRILL LYNCH #02420 - 84 SHARES,SOCIEDAD Q&M CHLE SPDADR	4,614	4,523
MERRILL LYNCH #02420 - 99 SHARES,SAPAG SHS	5,117	5,242
MERRILL LYNCH #02420 - 214 SHARES,SUN HG KAI PPTY SPSD ADR	2,825	2,675
MERRILL LYNCH #02420 - 396 SHARES,SGS SAADR	6,621	6,562
MERRILL LYNCH #02420 - 54 SHARES,SHINHAN FINL GRP SP ADR	3,819	3,683
MERRILL LYNCH #02420 - 92 SHARES,SODEXO ADR	6,606	6,619
MERRILL LYNCH #02420 - 213 SHARES,SAGE GROUP PLC UNSP ADR	3,521	3,872
MERRILL LYNCH #02420 - 142 SHARES,SILVER WHEATON CORP	5,426	4,112
MERRILL LYNCH #02420 - 455 SHARES,SCHNEIDER ELEC SA ADR	5,415	4,782
MERRILL LYNCH #02420 - 116 SHARES,SCHNEIDER ELEC SA ADR	1,285	1,219
MERRILL LYNCH #02420 - 250 SHARES,SUBSEA 7 SA SPONSRD ADR	5,433	4,653
MERRILL LYNCH #02420 - 19 SHARES,TESCO PLC SPNRD ADR	356	358
MERRILL LYNCH #02420 - 74 SHARES,TESCO PLC SPNRD ADR	1,394	1,394
MERRILL LYNCH #02420 - 30 SHARES,TESCO PLC SPNRD ADR	578	565
MERRILL LYNCH #02420 - 40 SHARES,TESCO PLC SPNRD ADR	774	754
MERRILL LYNCH #02420 - 10 SHARES,TESCO PLC SPNRD ADR	199	188
MERRILL LYNCH #02420 - 30 SHARES,TESCO PLC SPNRD ADR	592	565
MERRILL LYNCH #02420 - 54 SHARES,TESCO PLC SPNRD ADR	1,097	1,017
MERRILL LYNCH #02420 - 69 SHARES,TESCO PLC SPNRD ADR	1,232	1,300
MERRILL LYNCH #02420 - 613 SHARES,TURKIYE GRTI BK SPN ADR	2,323	1,906
MERRILL LYNCH #02420 - 370 SHARES,TULLOW OIL PLC SHS	4,022	3,976
MERRILL LYNCH #02420 - 191 SHARES,UNILEVER NV NY REG SHS	5,971	6,565
MERRILL LYNCH #02420 - 19 SHARES,VODAFONE GROPCPLC SP ADR	372	533
MERRILL LYNCH #02420 - 66 SHARES,VODAFONE GROPCPLC SP ADR	1,299	1,850
MERRILL LYNCH #02420 - 49 SHARES,VODAFONE GROPCPLC SP ADR	923	1,373
MERRILL LYNCH #02420 - 288 SHARES,VODAFONE GROPCPLC SP ADR	7,525	8,073
MERRILL LYNCH #02420 - 187 SHARES,WILLIS GROUP HOLDINGS	6,674	7,256
MERRILL LYNCH #02420 - 18 SHARES,WILLIS GROUP HOLDINGS	619	698

Name of Stock	End of Year Book Value	End of Year Fair Market Value
WELLS FARGO #9361	424,242	604,046
WELLS FARGO #9516	457,855	477,363

**TY 2011 Investments Government
Obligations Schedule****Name:** THE LOWRY MURPHEY FAMILY FOUNDATION INC**EIN:** 59-2824550**US Government Securities - End of****Year Book Value:**

1,192,962

US Government Securities - End of**Year Fair Market Value:**

1,257,026

**State & Local Government
Securities - End of Year Book****Value:**

0

**State & Local Government
Securities - End of Year Fair****Market Value:**

0

TY 2011 Other Assets Schedule

Name: THE LOWRY MURPHEY FAMILY FOUNDATION INC

EIN: 59-2824550

Description	Beginning of Year - Book Value	End of Year - Book Value	End of Year - Fair Market Value
ESTIMATED ACCRUED INTEREST		0	6,892

TY 2011 Other Decreases Schedule

Name: THE LOWRY MURPHEY FAMILY FOUNDATION INC

EIN: 59-2824550

Description	Amount
PRIOR PERIOD CORRECTION - FAIR VALUE TO COST BASIS CONVERSION	205,286

TY 2011 Other Income Schedule

Name: THE LOWRY MURPHEY FAMILY FOUNDATION INC

EIN: 59-2824550

Description	Revenue And Expenses Per Books	Net Investment Income	Adjusted Net Income
OTHER PORTFOLIO INCOME	69,659	69,659	69,659
NONDIVIDEND DISTRIBUTIONS	160		160

TY 2011 Other Professional Fees Schedule

Name: THE LOWRY MURPHEY FAMILY FOUNDATION INC

EIN: 59-2824550

Category	Amount	Net Investment Income	Adjusted Net Income	Disbursements for Charitable Purposes
BROKERAGE FEES	44,460	44,460		0

TY 2011 Taxes Schedule**Name:** THE LOWRY MURPHEY FAMILY FOUNDATION INC**EIN:** 59-2824550

Category	Amount	Net Investment Income	Adjusted Net Income	Disbursements for Charitable Purposes
PAYROLL TAXES	9,948	2,487		7,461
FOREIGN TAXES	2,596	2,596		0
FEDERAL TAXES	10,500	0		10,500

Additional Data

Software ID:
Software Version:
EIN: 59-2824550
Name: THE LOWRY MURPHEY FAMILY FOUNDATION INC

Form 990PF - Special Condition Description:

Special Condition Description