



See a Social Security Number? Say Something!  
Report Privacy Problems to <https://public.resource.org/privacy>  
Or call the IRS Identity Theft Hotline at 1-800-908-4490



Form **990-PF**

Department of the Treasury  
Internal Revenue Service

Return of Private Foundation  
or Section 4947(a)(1) Nonexempt Charitable Trust  
Treated as a Private Foundation

**Note.** The foundation may be able to use a copy of this return to satisfy state reporting requirements

OMB No 1545-0052

**2011**

For calendar year 2011, or tax year beginning 01-01-2011 , and ending 12-31-2011

G Check all that apply

☐ Initial return

☐ Initial return of a former public charity

☐ Final return

☐ Amended return

☐ Address change

☐ Name change

Name of foundation  
TW L D MCEACHEARN

**A Employer identification number**  
58-6255314

Number and street (or P O box number if mail is not delivered to street address)  
1525 W WT HARRIS BLVD D1114-044

Room/suite

**B Telephone number** (see page 10 of the instructions)  
(336) 747-8185

City or town, state, and ZIP code  
CHARLOTTE, NC 28288

**C** If exemption application is pending, check here ☐

**D 1.** Foreign organizations, check here ☐

**2.** Foreign organizations meeting the 85% test, check here and attach computation ☐

**E** If private foundation status was terminated under section 507(b)(1)(A), check here ☐

**F** If the foundation is in a 60-month termination under section 507(b)(1)(B), check here ☐

**H** Check type of organization ☒ Section 501(c)(3) exempt private foundation  
☐ Section 4947(a)(1) nonexempt charitable trust ☐ Other taxable private foundation

**I** Fair market value of all assets at end of year (from Part II, col. (c), line 16)  
\$ 117,795,787

**J** Accounting method ☐ Cash ☐ Accrual  
☐ Other (specify) \_\_\_\_\_  
(Part I, column (d) must be on cash basis.)

Part I Analysis of Revenue and Expenses (The total of amounts in columns (b), (c), and (d) may not necessarily equal the amounts in column (a) (see page 11 of the instructions) )		(a) Revenue and expenses per books	(b) Net investment income	(c) Adjusted net income	(d) Disbursements for charitable purposes (cash basis only)
Revenue	1 Contributions, gifts, grants, etc , received (attach schedule)				
	2 Check <input checked="" type="checkbox"/> if the foundation is <b>not</b> required to attach Sch B				
	3 Interest on savings and temporary cash investments				
	4 Dividends and interest from securities. . . . .	2,624,939	2,624,079		
	5a Gross rents . . . . .				
	b Net rental income or (loss) _____				
	6a Net gain or (loss) from sale of assets not on line 10	1,146,897			
	b Gross sales price for all assets on line 6a 10,556,061				
	7 Capital gain net income (from Part IV, line 2) . . . .		1,146,897		
	8 Net short-term capital gain . . . . .			0	
	9 Income modifications . . . . .				
	10a Gross sales less returns and allowances				
	b Less Cost of goods sold . . . . .				
Operating and Administrative Expenses	c Gross profit or (loss) (attach schedule) . . . . .				
	11 Other income (attach schedule) . . . . .	241	-50,271		
	12 <b>Total.</b> Add lines 1 through 11 . . . . .	3,772,077	3,720,705		
	13 Compensation of officers, directors, trustees, etc	1,039,279	779,459		259,820
	14 Other employee salaries and wages . . . . .		0	0	0
	15 Pension plans, employee benefits . . . . .		0	0	
	16a Legal fees (attach schedule). . . . .				0
	b Accounting fees (attach schedule). . . . .	14,349	3,513	0	10,836
	c Other professional fees (attach schedule) . . . . .				0
	17 Interest . . . . .				0
	18 Taxes (attach schedule) (see page 14 of the instructions)	80,555	34,687		0
	19 Depreciation (attach schedule) and depletion . . . .	0	0		
	20 Occupancy . . . . .				
	21 Travel, conferences, and meetings . . . . .		0	0	
	22 Printing and publications . . . . .		0	0	
	23 Other expenses (attach schedule). . . . .	477	477		
	24 <b>Total operating and administrative expenses.</b> Add lines 13 through 23 . . . . .	1,134,660	818,136	0	270,656
	25 Contributions, gifts, grants paid . . . . .	5,200,000			5,200,000
	26 <b>Total expenses and disbursements.</b> Add lines 24 and 25	6,334,660	818,136	0	5,470,656
	27 Subtract line 26 from line 12				
	a <b>Excess of revenue over expenses and disbursements</b>	-2,562,583			
	b <b>Net investment income</b> (if negative, enter -0-)		2,902,569		
	c <b>Adjusted net income</b> (if negative, enter -0-)			0	

For Privacy Act and Paperwork Reduction Act Notice, see page 30 of the instructions.





Cat No 11289X

Form **990-PF** (2011)

Part II



Balance Sheets

Attached schedules and amounts in the description column should be for end-of-year amounts only (See instructions )

		Beginning of year	End of year		
		(a) Book Value	(b) Book Value	(c) Fair Market Value	
Assets	1	Cash—non-interest-bearing . . . . .	68,155	51,601	51,601
	2	Savings and temporary cash investments . . . . .	3,901,772	1,158,702	1,158,702
	3	Accounts receivable ▶ _____ Less allowance for doubtful accounts ▶ _____		0	0
	4	Pledges receivable ▶ _____ Less allowance for doubtful accounts ▶ _____			
	5	Grants receivable . . . . .			
	6	Receivables due from officers, directors, trustees, and other disqualified persons (attach schedule) (see page 15 of the instructions) . . . . .			
	7	Other notes and loans receivable (attach schedule) ▶ _____ Less allowance for doubtful accounts ▶ _____ 0			
	8	Inventories for sale or use . . . . .			
	9	Prepaid expenses and deferred charges . . . . .			
	10a	Investments—U S and state government obligations (attach schedule)	8,354	 2,651,528	2,663,929
	b	Investments—corporate stock (attach schedule) . . . . .	1,445,424	 983,899	919,219
	c	Investments—corporate bonds (attach schedule). . . . .	92,793,611	 2,036,779	2,052,077
	11	Investments—land, buildings, and equipment basis ▶ _____ Less accumulated depreciation (attach schedule) ▶ _____			
	12	Investments—mortgage loans . . . . .			
	13	Investments—other (attach schedule) . . . . .	28,199,541	 117,007,474	110,950,259
	14	Land, buildings, and equipment basis ▶ _____ Less accumulated depreciation (attach schedule) ▶ _____			
15	Other assets (describe ▶ _____)				
16	<b>Total assets</b> (to be completed by all filers—see the instructions Also, see page 1, item I)	126,416,857	123,889,983	117,795,787	
Liabilities	17	Accounts payable and accrued expenses . . . . .			
	18	Grants payable . . . . .			
	19	Deferred revenue . . . . .			
	20	Loans from officers, directors, trustees, and other disqualified persons			
	21	Mortgages and other notes payable (attach schedule) . . . . .			
	22	Other liabilities (describe ▶ _____)			
	23	<b>Total liabilities</b> (add lines 17 through 22) . . . . .		0	
Net Assets or Fund Balances		<b>Foundations that follow SFAS 117, check here ▶ <input type="checkbox"/></b> <b>and complete lines 24 through 26 and lines 30 and 31.</b>			
	24	Unrestricted . . . . .			
	25	Temporarily restricted . . . . .			
	26	Permanently restricted . . . . .			
		<b>Foundations that do not follow SFAS 117, check here ▶ <input checked="" type="checkbox"/></b> <b>and complete lines 27 through 31.</b>			
	27	Capital stock, trust principal, or current funds . . . . .	126,416,857	123,889,983	
	28	Paid-in or capital surplus, or land, bldg , and equipment fund			
	29	Retained earnings, accumulated income, endowment, or other funds			
	30	<b>Total net assets or fund balances</b> (see page 17 of the instructions) . . . . .	126,416,857	123,889,983	
	31	<b>Total liabilities and net assets/fund balances</b> (see page 17 of the instructions) . . . . .	126,416,857	123,889,983	

Part III

Analysis of Changes in Net Assets or Fund Balances

1	Total net assets or fund balances at beginning of year—Part II, column (a), line 30 (must agree with end-of-year figure reported on prior year’s return) . . . . .	1	126,416,857
2	Enter amount from Part I, line 27a . . . . .	2	-2,562,583
3	Other increases not included in line 2 (itemize) ▶ 	3	291,313
4	Add lines 1, 2, and 3 . . . . .	4	124,145,587
5	Decreases not included in line 2 (itemize) ▶ 	5	255,604
6	Total net assets or fund balances at end of year (line 4 minus line 5)—Part II, column (b), line 30 . . . . .	6	123,889,983

Part IV Capital Gains and Losses for Tax on Investment Income

(a) List and describe the kind(s) of property sold (e g , real estate, 2-story brick warehouse, or common stock, 200 shs MLC Co )		(b) How acquired P—Purchase D—Donation	(c) Date acquired (mo , day, yr )	(d) Date sold (mo , day, yr )
1a	See Additional Data Table			
b				
c				
d				
e				

(e) Gross sales price	(f) Depreciation allowed (or allowable)	(g) Cost or other basis plus expense of sale	(h) Gain or (loss) (e) plus (f) minus (g)
a See Additional Data Table			
b			
c			
d			
e			

Complete only for assets showing gain in column (h) and owned by the foundation on 12/31/69			(l) Gains (Col (h) gain minus col (k), but not less than -0-) or Losses (from col (h))
(i) F M V as of 12/31/69	(j) Adjusted basis as of 12/31/69	(k) Excess of col (i) over col (j), if any	
a See Additional Data Table			
b			
c			
d			
e			

2	Capital gain net income or (net capital loss)	{ If gain, also enter in Part I, line 7 If (loss), enter -0- in Part I, line 7 }	2	1,146,897
3	Net short-term capital gain or (loss) as defined in sections 1222(5) and (6)  If gain, also enter in Part I, line 8, column (c) (see pages 13 and 17 of the instructions) If (loss), enter -0- in Part I, line 8 . . . . .		3	

Part V Qualification Under Section 4940(e) for Reduced Tax on Net Investment Income

(For optional use by domestic private foundations subject to the section 4940(a) tax on net investment income )

If section 4940(d)(2) applies, leave this part blank

Was the foundation liable for the section 4942 tax on the distributable amount of any year in the base period? ☐ Yes ☒ No

If "Yes," the foundation does not qualify under section 4940(e) Do not complete this part

1 Enter the appropriate amount in each column for each year, see page 18 of the instructions before making any entries

(a) Base period years Calendar year (or tax year beginning in)	(b) Adjusted qualifying distributions	(c) Net value of noncharitable-use assets	(d) Distribution ratio (col (b) divided by col (c))
2010	4,849,226	116,439,097	0 041646
2009	5,698,000	104,763,956	0 054389
2008	7,000,500	127,961,152	0 054708
2007			
2006			

2	Total of line 1, column (d). . . . .	2	0 150743
3	Average distribution ratio for the 5-year base period—divide the total on line 2 by 5, or by the number of years the foundation has been in existence if less than 5 years . . . .	3	0 050248
4	Enter the net value of noncharitable-use assets for 2011 from Part X, line 5. . . . .	4	121,706,360
5	Multiply line 4 by line 3. . . . .	5	6,115,501
6	Enter 1% of net investment income (1% of Part I, line 27b). . . . .	6	29,026
7	Add lines 5 and 6. . . . .	7	6,144,527
8	Enter qualifying distributions from Part XII, line 4. . . . .	8	5,470,656

If line 8 is equal to or greater than line 7, check the box in Part VI, line 1b, and complete that part using a 1% tax rate See the Part VI instructions on page 18

Part VIExcise Tax Based on Investment Income (Section 4940(a), 4940(b), 4940(e), or 4948—see page 18 of the instructions)

1a		Exempt operating foundations described in section 4940(d)(2), check here <input type="checkbox"/> and enter "N/A" on line 1			
		Date of ruling or determination letter _____ (attach copy of letter if necessary—see instructions)			
b		Domestic foundations that meet the section 4940(e) requirements in Part V, check here <input type="checkbox"/> and enter 1% of Part I, line 27b . . . . .		1	58,051
c		All other domestic foundations enter 2% of line 27b Exempt foreign organizations enter 4% of Part I, line 12, col (b)			
2		Tax under section 511 (domestic section 4947(a)(1) trusts and taxable foundations only Others enter -0-)		2	0
3		Add lines 1 and 2. . . . .		3	58,051
4		Subtitle A (income) tax (domestic section 4947(a)(1) trusts and taxable foundations only Others enter -0-)		4	0
5		Tax based on investment income. Subtract line 4 from line 3 If zero or less, enter -0- . . . . .		5	58,051
6		Credits/Payments			
a	2011 estimated tax payments and 2010 overpayment credited to 2011	6a	45,868		
b	Exempt foreign organizations—tax withheld at source . . . . .	6b			
c	Tax paid with application for extension of time to file (Form 8868)	6c	17,334		
d	Backup withholding erroneously withheld . . . . .	6d			
7		Total credits and payments Add lines 6a through 6d. . . . .		7	63,202
8		Enter any penalty for underpayment of estimated tax Check here <input type="checkbox"/> if Form 2220 is attached		8	0
9		Tax due. If the total of lines 5 and 8 is more than line 7, enter amount owed . . . . .		9	
10		Overpayment. If line 7 is more than the total of lines 5 and 8, enter the amount overpaid. . . . .		10	5,151
11		Enter the amount of line 10 to be Credited to 2012 estimated tax 5,151 Refunded		11	0

Part VII-AStatements Regarding Activities

1a	During the tax year, did the foundation attempt to influence any national, state, or local legislation or did it participate or intervene in any political campaign? . . . . .		Yes	No
		1a		No
b	Did it spend more than \$100 during the year (either directly or indirectly) for political purposes (see page 19 of the instructions for definition)? . . . . .			No
	If the answer is "Yes" to 1a or 1b, attach a detailed description of the activities and copies of any materials published or distributed by the foundation in connection with the activities.			
c	Did the foundation file Form 1120-POL for this year? . . . . .	1c		No
d	Enter the amount (if any) of tax on political expenditures (section 4955) imposed during the year (1) On the foundation \$ (2) On foundation managers \$			
e	Enter the reimbursement (if any) paid by the foundation during the year for political expenditure tax imposed on foundation managers \$			
2	Has the foundation engaged in any activities that have not previously been reported to the IRS? . . . . .	2		No
	If "Yes," attach a detailed description of the activities.			
3	Has the foundation made any changes, not previously reported to the IRS, in its governing instrument, articles of incorporation, or bylaws, or other similar instruments? If "Yes," attach a conformed copy of the changes . . . . .	3		No
4a	Did the foundation have unrelated business gross income of \$1,000 or more during the year? . . . . .	4a		No
b	If "Yes," has it filed a tax return on Form 990-T for this year? . . . . .	4b		
5	Was there a liquidation, termination, dissolution, or substantial contraction during the year? . . . . .	5		No
	If "Yes," attach the statement required by General Instruction T.			
6	Are the requirements of section 508(e) (relating to sections 4941 through 4945) satisfied either <ul style="list-style-type: none"><li>By language in the governing instrument, or</li><li>By state legislation that effectively amends the governing instrument so that no mandatory directions that conflict with the state law remain in the governing instrument? . . . . .</li></ul>	6	Yes	
7	Did the foundation have at least \$5,000 in assets at any time during the year? If "Yes," complete Part II, col (c), and Part XV	7	Yes	
8a	Enter the states to which the foundation reports or with which it is registered (see page 19 of the instructions) GA			
b	If the answer is "Yes" to line 7, has the foundation furnished a copy of Form 990-PF to the Attorney General (or designate) of each state as required by General Instruction G? If "No," attach explanation .	8b	Yes	
9	Is the foundation claiming status as a private operating foundation within the meaning of section 4942(j)(3) or 4942(j)(5) for calendar year 2011 or the taxable year beginning in 2011 (see instructions for Part XIV on page 27)? If "Yes," complete Part XIV . . . . .	9		No
10	Did any persons become substantial contributors during the tax year? If "Yes," attach a schedule listing their names and addresses	10		No

Part VII-A

Statements Regarding Activities *(continued)*

11	At any time during the year, did the foundation, directly or indirectly, own a controlled entity within the meaning of section 512(b)(13)? If "Yes," attach schedule (see page 20 of the instructions).	11		No
12	Did the foundation acquire a direct or indirect interest in any applicable insurance contract before August 17, 2008?	12		No
13	Did the foundation comply with the public inspection requirements for its annual returns and exemption application?	13	Yes	
Website address				
14	The books are in care of	WELLS FARGO BANK NA		
	Telephone no	(336) 747-8185		
	Located at	1 WEST 4TH STREET WINSTON SALEM NC		
	ZIP +4	271013818		
15	Section 4947(a)(1) nonexempt charitable trusts filing Form 990-PF in lieu of Form 1041—Check here			
	and enter the amount of tax-exempt interest received or accrued during the year	15		
16	At any time during calendar year 2011, did the foundation have an interest in or a signature or other authority over		Yes	No
	a bank, securities, or other financial account in a foreign country?	16		No
See the instructions for exceptions and filing requirements for Form TD F 90-22.1 If "Yes", enter the name of the foreign country				

Part VII-B

Statements Regarding Activities for Which Form 4720 May Be Required

File Form 4720 if any item is checked in the "Yes" column, unless an exception applies.			Yes	No
1a	During the year did the foundation (either directly or indirectly)			
	(1) Engage in the sale or exchange, or leasing of property with a disqualified person?			
	(2) Borrow money from, lend money to, or otherwise extend credit to (or accept it from) a disqualified person?			
	(3) Furnish goods, services, or facilities to (or accept them from) a disqualified person?			
	(4) Pay compensation to, or pay or reimburse the expenses of, a disqualified person?			
	(5) Transfer any income or assets to a disqualified person (or make any of either available for the benefit or use of a disqualified person)?			
	(6) Agree to pay money or property to a government official? (Exception. Check "No" if the foundation agreed to make a grant to or to employ the official for a period after termination of government service, if terminating within 90 days).			
b	If any answer is "Yes" to 1a(1)–(6), did any of the acts fail to qualify under the exceptions described in Regulations section 53.4941(d)-3 or in a current notice regarding disaster assistance (see page 20 of the instructions)?	1b		No
	Organizations relying on a current notice regarding disaster assistance check here.			
c	Did the foundation engage in a prior year in any of the acts described in 1a, other than excepted acts, that were not corrected before the first day of the tax year beginning in 2011?	1c		No
2	Taxes on failure to distribute income (section 4942) (does not apply for years the foundation was a private operating foundation defined in section 4942(j)(3) or 4942(j)(5))			
a	At the end of tax year 2011, did the foundation have any undistributed income (lines 6d and 6e, Part XIII) for tax year(s) beginning before 2011?			
	If "Yes," list the years			
b	Are there any years listed in 2a for which the foundation is not applying the provisions of section 4942(a)(2) (relating to incorrect valuation of assets) to the year's undistributed income? (If applying section 4942(a)(2) to all years listed, answer "No" and attach statement—see page 20 of the instructions).	2b		No
c	If the provisions of section 4942(a)(2) are being applied to any of the years listed in 2a, list the years here			
3a	Did the foundation hold more than a 2% direct or indirect interest in any business enterprise at any time during the year?			
b	If "Yes," did it have excess business holdings in 2011 as a result of (1) any purchase by the foundation or disqualified persons after May 26, 1969, (2) the lapse of the 5-year period (or longer period approved by the Commissioner under section 4943(c)(7)) to dispose of holdings acquired by gift or bequest, or (3) the lapse of the 10-, 15-, or 20-year first phase holding period? (Use Schedule C, Form 4720, to determine if the foundation had excess business holdings in 2011.).	3b		
4a	Did the foundation invest during the year any amount in a manner that would jeopardize its charitable purposes?	4a		No
b	Did the foundation make any investment in a prior year (but after December 31, 1969) that could jeopardize its charitable purpose that had not been removed from jeopardy before the first day of the tax year beginning in 2011?	4b		No

Part VII-B

Statements Regarding Activities for Which Form 4720 May Be Required (continued)

5a	During the year did the foundation pay or incur any amount to			
	(1) Carry on propaganda, or otherwise attempt to influence legislation (section 4945(e))?	<input type="checkbox"/> Yes <input checked="" type="checkbox"/> No		
	(2) Influence the outcome of any specific public election (see section 4955), or to carry on, directly or indirectly, any voter registration drive?	<input type="checkbox"/> Yes <input checked="" type="checkbox"/> No		
	(3) Provide a grant to an individual for travel, study, or other similar purposes?	<input type="checkbox"/> Yes <input checked="" type="checkbox"/> No		
	(4) Provide a grant to an organization other than a charitable, etc , organization described in section 509(a)(1), (2), or (3), or section 4940(d)(2)? (see page 22 of the instructions).	<input type="checkbox"/> Yes <input checked="" type="checkbox"/> No		
	(5) Provide for any purpose other than religious, charitable, scientific, literary, or educational purposes, or for the prevention of cruelty to children or animals?	<input type="checkbox"/> Yes <input checked="" type="checkbox"/> No		
b	If any answer is "Yes" to 5a(1)–(5), did <b>any</b> of the transactions fail to qualify under the exceptions described in Regulations section 53.4945 or in a current notice regarding disaster assistance (see page 22 of the instructions)? Organizations relying on a current notice regarding disaster assistance check here.	<input checked="" type="checkbox"/>	5b	
c	If the answer is "Yes" to question 5a(4), does the foundation claim exemption from the tax because it maintained expenditure responsibility for the grant? <i>If "Yes," attach the statement required by Regulations section 53.4945–5(d).</i>	<input type="checkbox"/> Yes <input type="checkbox"/> No		
6a	Did the foundation, during the year, receive any funds, directly or indirectly, to pay premiums on a personal benefit contract?	<input type="checkbox"/> Yes <input checked="" type="checkbox"/> No		
b	Did the foundation, during the year, pay premiums, directly or indirectly, on a personal benefit contract? <i>If "Yes" to 6b, file Form 8870.</i>		6b	No
7a	At any time during the tax year, was the foundation a party to a prohibited tax shelter transaction?	<input type="checkbox"/> Yes <input checked="" type="checkbox"/> No		
b	If yes, did the foundation receive any proceeds or have any net income attributable to the transaction?		7b	

Part VIII

Information About Officers, Directors, Trustees, Foundation Managers, Highly Paid Employees, and Contractors

1 List all officers, directors, trustees, foundation managers and their compensation (see page 22 of the instructions).				
(a) Name and address	(b) Title, and average hours per week devoted to position	(c) Compensation (If not paid, enter -0-)	(d) Contributions to employee benefit plans and deferred compensation	(e) Expense account, other allowances
WELLS FARGO BANK NA 1525 W WT HARRIS BLVD D1114 044 CHARLOTTE, NC 28288	TRUSTEE 40	1,039,279		
2 Compensation of five highest-paid employees (other than those included on line 1—see page 23 of the instructions). If none, enter "NONE."				
(a) Name and address of each employee paid more than \$50,000	(b) Title, and average hours per week devoted to position	(c) Compensation	(d) Contributions to employee benefit plans and deferred compensation	(e) Expense account, other allowances
NONE				
Total number of other employees paid over \$50,000.				0

Part VIII

Information About Officers, Directors, Trustees, Foundation Managers, Highly Paid Employees, and Contractors (continued)

3 Five highest-paid independent contractors for professional services (see page 23 of the instructions). If none, enter "NONE".		
(a) Name and address of each person paid more than \$50,000	(b) Type of service	(c) Compensation
NONE		
Total number of others receiving over \$50,000 for professional services. . . . .		0

Part IX-A

Summary of Direct Charitable Activities

List the foundation's four largest direct charitable activities during the tax year. Include relevant statistical information such as the number of organizations and other beneficiaries served, conferences convened, research papers produced, etc.	Expenses
1	
2	
3	
4	

Part IX-B

Summary of Program-Related Investments (see page 23 of the instructions)

Describe the two largest program-related investments made by the foundation during the tax year on lines 1 and 2	Amount
1	
2	
All other program-related investments. See page 24 of the instructions.	
3	
Total. Add lines 1 through 3. . . . .	



Part X

Minimum Investment Return (All domestic foundations must complete this part. Foreign foundations, see page 24 of the instructions.)

1	Fair market value of assets not used (or held for use) directly in carrying out charitable, etc , purposes		
a	Average monthly fair market value of securities. . . . .	1a	121,721,190
b	Average of monthly cash balances. . . . .	1b	1,838,566
c	Fair market value of all other assets (see page 24 of the instructions). . . . .	1c	0
d	Total (add lines 1a, b, and c). . . . .	1d	123,559,756
e	Reduction claimed for blockage or other factors reported on lines 1a and 1c (attach detailed explanation). . . . .	1e	0
2	Acquisition indebtedness applicable to line 1 assets. . . . .	2	0
3	Subtract line 2 from line 1d. . . . .	3	123,559,756
4	Cash deemed held for charitable activities Enter 1 1/2% of line 3 (for greater amount, see page 25 of the instructions). . . . .	4	1,853,396
5	Net value of noncharitable-use assets. Subtract line 4 from line 3 Enter here and on Part V, line 4	5	121,706,360
6	Minimum investment return. Enter 5% of line 5. . . . .	6	6,085,318

Part XI

Distributable Amount (see page 25 of the instructions) (Section 4942(j)(3) and (j)(5) private operating foundations and certain foreign organizations check here ☒ and do not complete this part.)

1	Minimum investment return from Part X, line 6. . . . .	1	6,085,318
2a	Tax on investment income for 2011 from Part VI, line 5. . . . .	2a	58,051
b	Income tax for 2011 (This does not include the tax from Part VI ). . . . .	2b	
c	Add lines 2a and 2b. . . . .	2c	58,051
3	Distributable amount before adjustments Subtract line 2c from line 1. . . . .	3	6,027,267
4	Recoveries of amounts treated as qualifying distributions. . . . .	4	0
5	Add lines 3 and 4. . . . .	5	6,027,267
6	Deduction from distributable amount (see page 25 of the instructions). . . . .	6	0
7	Distributable amount as adjusted Subtract line 6 from line 5 Enter here and on Part XIII, line 1. . . . .	7	6,027,267

Part XII

Qualifying Distributions (see page 25 of the instructions)

1	Amounts paid (including administrative expenses) to accomplish charitable, etc , purposes		
a	Expenses, contributions, gifts, etc —total from Part I, column (d), line 26. . . . .	1a	5,470,656
b	Program-related investments—total from Part IX-B. . . . .	1b	0
2	Amounts paid to acquire assets used (or held for use) directly in carrying out charitable, etc , purposes. . . . .	2	0
3	Amounts set aside for specific charitable projects that satisfy the		
a	Suitability test (prior IRS approval required). . . . .	3a	0
b	Cash distribution test (attach the required schedule). . . . .	3b	0
4	Qualifying distributions. Add lines 1a through 3b Enter here and on Part V, line 8, and Part XIII, line 4	4	5,470,656
5	Foundations that qualify under section 4940(e) for the reduced rate of tax on net investment income Enter 1% of Part I, line 27b (see page 26 of the instructions). . . . .	5	0
6	Adjusted qualifying distributions. Subtract line 5 from line 4. . . . .	6	5,470,656
Note: The amount on line 6 will be used in Part V, column (b), in subsequent years when calculating whether the foundation qualifies for the section 4940(e) reduction of tax in those years			

Part XIII

Undistributed Income (see page 26 of the instructions)

	(a) Corpus	(b) Years prior to 2010	(c) 2010	(d) 2011
1 Distributable amount for 2011 from Part XI, line 7				6,027,267
2 Undistributed income, if any, as of the end of 2011				
a Enter amount for 2010 only. . . . .			0	
b Total for prior years 2009 , 20__ , 20__		0		
3 Excess distributions carryover, if any, to 2011				
a From 2006. . . . .				0
b From 2007. . . . .				0
c From 2008. . . . .				0
d From 2009. . . . .				177,132
e From 2010. . . . .				0
f Total of lines 3a through e. . . . .	177,132			
4 Qualifying distributions for 2011 from Part XII, line 4 ▶ \$ 5,470,656				
a Applied to 2010, but not more than line 2a			0	
b Applied to undistributed income of prior years (Election required—see page 26 of the instructions)		0		
c Treated as distributions out of corpus (Election required—see page 26 of the instructions). . .	0			
d Applied to 2011 distributable amount. . . . .				5,470,656
e Remaining amount distributed out of corpus	0			
5 Excess distributions carryover applied to 2011 (If an amount appears in column (d), the same amount must be shown in column (a).)	177,132			177,132
6 Enter the net total of each column as indicated below:				
a Corpus Add lines 3f, 4c, and 4e Subtract line 5	0			
b Prior years' undistributed income Subtract line 4b from line 2b. . . . .		0		
c Enter the amount of prior years' undistributed income for which a notice of deficiency has been issued, or on which the section 4942(a) tax has been previously assessed. . . . .		0		
d Subtract line 6c from line 6b Taxable amount—see page 27 of the instructions . . .		0		
e Undistributed income for 2010 Subtract line 4a from line 2a Taxable amount—see page 27 of the instructions . . . . .			0	
f Undistributed income for 2011 Subtract lines 4d and 5 from line 1 This amount must be distributed in 2011 . . . . .				379,479
7 Amounts treated as distributions out of corpus to satisfy requirements imposed by section 170(b)(1)(F) or 4942(g)(3) (see page 27 of the instructions). . . . .	0			
8 Excess distributions carryover from 2006 not applied on line 5 or line 7 (see page 27 of the instructions). . . . .	0			
9 Excess distributions carryover to 2012. Subtract lines 7 and 8 from line 6a . . . . .	0			
10 Analysis of line 9				
a Excess from 2007. . . . .				0
b Excess from 2008. . . . .				0
c Excess from 2009. . . . .				0
d Excess from 2010. . . . .				0
e Excess from 2011. . . . .				0

Part XIVPrivate Operating Foundations (see page 27 of the instructions and Part VII-A, question 9)

1a

If the foundation has received a ruling or determination letter that it is a private operating foundation, and the ruling is effective for 2011, enter the date of the ruling.

b

Check box to indicate whether the organization is a private operating foundation described in section 4942(j)(3) or 4942(j)(5)

☐ 4942(j)(3) or ☐ 4942(j)(5)

2a	Enter the lesser of the adjusted net income from Part I or the minimum investment return from Part X for each year listed.	Tax year	Prior 3 years			(e) Total
		(a) 2011	(b) 2010	(c) 2009	(d) 2008	
b	85% of line 2a					
c	Qualifying distributions from Part XII, line 4 for each year listed.					
d	Amounts included in line 2c not used directly for active conduct of exempt activities.					
e	Qualifying distributions made directly for active conduct of exempt activities. Subtract line 2d from line 2c.					
3	Complete 3a, b, or c for the alternative test relied upon					
a	"Assets" alternative test—enter					
	(1) Value of all assets					
	(2) Value of assets qualifying under section 4942(j)(3)(B)(i)					
b	"Endowment" alternative test— enter 2/3 of minimum investment return shown in Part X, line 6 for each year listed.					
c	"Support" alternative test—enter					
	(1) Total support other than gross investment income (interest, dividends, rents, payments on securities loans (section 512(a)(5)), or royalties).					
	(2) Support from general public and 5 or more exempt organizations as provided in section 4942(j)(3)(B)(iii).					
	(3) Largest amount of support from an exempt organization					
	(4) Gross investment income					

Part XVSupplementary Information (Complete this part only if the organization had \$5,000 or more in assets at any time during the year—see page 27 of the instructions.)

1

Information Regarding Foundation Managers:

a

List any managers of the foundation who have contributed more than 2% of the total contributions received by the foundation before the close of any tax year (but only if they have contributed more than \$5,000) (See section 507(d)(2) )

b

List any managers of the foundation who own 10% or more of the stock of a corporation (or an equally large portion of the ownership of a partnership or other entity) of which the foundation has a 10% or greater interest

2

Information Regarding Contribution, Grant, Gift, Loan, Scholarship, etc., Programs:

Check here ☒ if the foundation only makes contributions to preselected charitable organizations and does not accept unsolicited requests for funds. If the foundation makes gifts, grants, etc. (see page 28 of the instructions) to individuals or organizations under other conditions, complete items 2a, b, c, and d.

a

The name, address, and telephone number of the person to whom applications should be addressed

b

The form in which applications should be submitted and information and materials they should include

c



Any submission deadlines

d

Any restrictions or limitations on awards, such as by geographical areas, charitable fields, kinds of institutions, or other factors

**Part XV** **Supplementary Information** (continued)

**3 Grants and Contributions Paid During the Year or Approved for Future Payment**

Recipient	If recipient is an individual, show any relationship to any foundation manager or substantial contributor	Foundation status of recipient	Purpose of grant or contribution	Amount
Name and address (home or business)				
<b>a</b> <i>Paid during the year</i> YOUNG HARRIS COLLEGE PO BOX 68 YOUNG HARRIS,GA 30582	NONE	PUBLIC CHARITY	CONTRIBUTION	520,000
MCEACHERN MEM METHODIST 4075 MACLAND ROAD POWDER SPRINGS,GA 30127	NONE	EXEMPT	CONTRIBUTION	520,000
MCEACHERN ENDOWMENT FUND 2400 NEW MACLAND ROAD POWDER SPRINGS,GA 30127	NONE	PUBLIC CHARITY	CONTRIBUTION	3,281,542
LD MCEACHERN FBO YOUNG HARRIS COLLEGE 3414 PEACHTREE RD NE STE ATLANTA,GA 30326	NONE	PUBIC CHARIITY	CONTRIBUTION	878,458
<b>Total</b> . . . . .			 <b>3a</b>	5,200,000
<b>b</b> <i>Approved for future payment</i>				
<b>Total</b> . . . . .			 <b>3b</b>	

Enter gross amounts unless otherwise indicated	Unrelated business income		Excluded by section 512, 513, or 514		(e) Related or exempt function income (See page 28 of the instructions )
	(a) Business code	(b) Amount	(c) Exclusion code	(d) Amount	
<b>1</b> Program service revenue					
<b>a</b> _____					
<b>b</b> _____					
<b>c</b> _____					
<b>d</b> _____					
<b>e</b> _____					
<b>f</b> _____					
<b>g</b> Fees and contracts from government agencies					
<b>2</b> Membership dues and assessments. . . . .					
<b>3</b> Interest on savings and temporary cash investments					
<b>4</b> Dividends and interest from securities. . . . .			14	2,624,939	
<b>5</b> Net rental income or (loss) from real estate					
<b>a</b> Debt-financed property. . . . .					
<b>b</b> Not debt-financed property. . . . .					
<b>6</b> Net rental income or (loss) from personal property					
<b>7</b> Other investment income. . . . .					
<b>8</b> Gain or (loss) from sales of assets other than inventory			18	1,146,897	
<b>9</b> Net income or (loss) from special events					
<b>10</b> Gross profit or (loss) from sales of inventory. . . . .					
<b>11</b> Other revenue <b>a</b> EXCISE TAX REFUND _____			01	241	
<b>b</b> _____					
<b>c</b> _____					
<b>d</b> _____					
<b>e</b> _____					
<b>12</b> Subtotal. Add columns (b), (d), and (e). . . . .				3,772,077	
<b>13 Total.</b> Add line 12, columns (b), (d), and (e). . . . .					3,772,077

[illegible]

## Part XVII

<b>1</b>	Did the organization directly or indirectly engage in any of the following with any other organization described in section 501(c) of the Code (other than section 501(c)(3) organizations) or in section 527, relating to political organizations?		<b>Yes</b>	<b>No</b>
<b>a</b>	Transfers from the reporting foundation to a noncharitable exempt organization of			
	(1) Cash. . . . .	<b>1a(1)</b>		<b>No</b>
	(2) Other assets. . . . .	<b>1a(2)</b>		<b>No</b>
<b>b</b>	Other transactions			
	(1) Sales of assets to a noncharitable exempt organization. . . . .	<b>1b(1)</b>		<b>No</b>
	(2) Purchases of assets from a noncharitable exempt organization. . . . .	<b>1b(2)</b>		<b>No</b>
	(3) Rental of facilities, equipment, or other assets. . . . .	<b>1b(3)</b>		<b>No</b>
	(4) Reimbursement arrangements. . . . .	<b>1b(4)</b>		<b>No</b>
	(5) Loans or loan guarantees. . . . .	<b>1b(5)</b>		<b>No</b>
	(6) Performance of services or membership or fundraising solicitations. . . . .	<b>1b(6)</b>		<b>No</b>
<b>c</b>	Sharing of facilities, equipment, mailing lists, other assets, or paid employees. . . . .	<b>1c</b>		<b>No</b>

[illegible]

**2a** Is the foundation directly or indirectly affiliated with, or related to, one or more tax-exempt organizations described in section 501(c) of the Code (other than section 501(c)(3)) or in section 527? . . . . . ☐ Yes ☒ No

<b>b</b> If "Yes," complete the following schedule		
<b>(a)</b> Name of organization	<b>(b)</b> Type of organization	<b>(c)</b> Description of relationship

Sign Here	Under penalties of perjury, I declare that I have examined this return, including accompanying schedules and statements, and to the best of my knowledge and belief, it is true, correct, and complete Declaration of preparer (other than taxpayer or fiduciary) is based on all information of which preparer has any knowledge				
	*****			2012-10-29	*****
	Signature of officer or trustee			Date	Title
	Paid Preparer's Use Only	Preparer's Signature		Date	Check if self-employed <input checked="" type="checkbox"/>
Firm's name			Firm's EIN		
Firm's address			Phone no		

May the IRS discuss this return with the preparer shown above? See instructions . . . . . ☐ Yes ☒ No

**Additional Data**

**Software ID:**  
**Software Version:**  
**EIN:** 58-6255314  
**Name:** TW L D MCEACHEARN

**Form 990PF - Special Condition Description:**

**Special Condition Description**

Form 990PF Part IV - Capital Gains and Losses for Tax on Investment Income - Columns a - d

(a) List and describe the kind(s) of property sold (e g , real estate, 2-story brick warehouse, or common stock, 200 shs MLC Co )	(b) How acquired P—Purchase D—Donation	(c) Date acquired (mo , day, yr )	(d) Date sold (mo , day, yr )
248 ADMIRAL GROUP PLC - UNSPON ADR		2011-01-27	2011-11-04
120 AETNA INC-NEW COM		2010-03-23	2011-03-11
83 AETNA INC-NEW COM		2010-03-23	2011-06-22
190 AIR PRODS & CHEMICALS INC COM W/ RTS TO PURCHASE PFD SHS EXP		2010-07-06	2011-03-01
226 ALLIANZ AG-ADR COM		2010-07-20	2011-03-09
80 BAKER HUGHES INC COM		2010-03-23	2011-01-07
59 BAKER HUGHES INC COM		2010-03-23	2011-01-31
194 BAKER HUGHES INC COM		2010-07-06	2011-03-01
270 BEST BUY INC COM		2011-01-10	2011-11-01
210 BIOGEN IDEC INC		2010-04-14	2011-03-24
70 BIOGEN IDEC INC		2010-05-07	2011-04-21
20 BIOGEN IDEC INC		2010-04-14	2011-04-21
31 BIOGEN IDEC INC		2010-05-07	2011-07-29
131 BIOGEN IDEC INC		2010-07-06	2011-10-20
160 CAMERON INT'L CORP COM		2010-07-30	2011-01-10
50 CAMERON INT'L CORP COM		2010-07-30	2011-03-11
149 CARTER HOLDINGS		2010-09-20	2011-08-01
432 CARTER HOLDINGS		2010-09-20	2011-08-25
2001 DBS GRP HLDGS SPONSORED ADR		2011-07-18	2011-07-26
44 DUN & BRADSTREET CORP COM		2010-03-23	2011-02-01
156 DUN & BRADSTREET CORP COM		2010-07-06	2011-03-02
345 EDISON INTL COM		2010-07-06	2011-10-13
84 ENCANA CORP COM		2011-01-28	2011-11-16
179 ENCANA CORP COM		2010-07-08	2011-11-16
1104 57 FHLMC POOL #G18403 4 000% 9/01/26		2011-10-07	2011-11-15
705 52 FHLMC POOL #G18403 4 000% 9/01/26		2011-10-07	2011-12-15
253 GAZPROM O A O SPONSORED ADR		2010-07-08	2011-01-31
50 GENUINE PARTS CO COM W/RIGHTS ATTACHED EXP 11/15/2009		2010-07-06	2011-06-24
236 GENUINE PARTS CO COM W/RIGHTS ATTACHED EXP 11/15/2009		2010-03-23	2011-06-24
4980 08 OAKMARK FD CL I		2010-07-02	2011-11-29



Form 990PF Part IV - Capital Gains and Losses for Tax on Investment Income - Columns a - d

(a) List and describe the kind(s) of property sold (e g , real estate, 2-story brick warehouse, or common stock, 200 shs MLC Co )	(b) How acquired P—Purchase D—Donation	(c) Date acquired (mo , day, yr )	(d) Date sold (mo , day, yr )
567 HOLOGIC INC		2010-03-23	2011-02-09
330 HOLOGIC INC		2010-03-23	2011-03-14
71 ITT INDS INC COM		2010-04-14	2011-10-20
80 INTL FLAVORS & FRAGRANCES INC COM		2010-03-23	2011-01-10
260 INTL FLAVORS & FRAGRANCES INC COM		2010-07-06	2011-09-26
400 KROGER CO COM		2010-03-23	2011-03-15
149 KROGER CO COM		2010-03-23	2011-07-29
67 KROGER CO COM		2010-03-23	2011-10-12
524 KROGER CO COM		2010-07-06	2011-11-08
264 LUMH MOET HENNESSY LOUIS VUITTON		2010-07-08	2011-01-28
53 LABORATORY CORP AMER HLDGS COM NEW		2010-03-23	2011-05-06
157 LABORATORY CORP AMER HLDGS COM NEW		2010-07-06	2011-09-23
442 LEGG MASON INC COM		2010-03-23	2011-07-29
130 MARSH & MCLENNAN COS INC COM		2010-03-23	2011-01-10
105 MARSH & MCLENNAN COS INC COM		2010-03-23	2011-10-12
430 MARSH & MCLENNAN COS INC COM		2010-07-06	2011-11-01
1422 MOTOROLA SOLUTIONS, INC		2010-03-23	2011-01-11
120 MOTOROLA SOLUTIONS, INC		2010-03-23	2011-03-15
181 MOTOROLA SOLUTIONS, INC		2010-03-23	2011-05-13
67 MOTOROLA SOLUTIONS, INC		2010-03-23	2011-06-22
319 MOTOROLA SOLUTIONS, INC		2010-07-06	2011-10-20
25 MOTOROLA MOBILITY HOLDINGS INC		2010-03-23	2011-01-07
681 MOTOROLA MOBILITY HOLDINGS INC		2011-07-29	2011-08-15
470 MOTOROLA MOBILITY HOLDINGS INC		2010-07-06	2011-08-15
131 MOTOROLA MOBILITY HOLDINGS INC		2010-07-06	2011-08-19
180 MOTOROLA MOBILITY HOLDINGS INC		2011-08-02	2011-08-19
99 NOVARTIS AG SPONSORED ADR		2011-04-11	2011-05-04
55 NOVO-NORDIST A S ADR		2010-07-08	2011-02-03
53 NOVO-NORDIST A S ADR		2010-07-08	2011-10-13
50050 05 PIMCO FDS PAC INVT MGMT SER PIMCO LOW DURATION II INSTL		2006-08-02	2011-08-26

Form 990PF Part IV - Capital Gains and Losses for Tax on Investment Income - Columns a - d

(a) List and describe the kind(s) of property sold (e g , real estate, 2-story brick warehouse, or common stock, 200 shs MLC Co )	(b) How acquired P—Purchase D—Donation	(c) Date acquired (mo , day, yr )	(d) Date sold (mo , day, yr )
47 PARKER HANNIFIN CORP COM W/RTS ATTACHED EXP 01/31/2007		2010-03-23	2011-03-01
143 PARKER HANNIFIN CORP COM W/RTS ATTACHED EXP 01/31/2007		2010-03-23	2011-05-20
40 PARKER HANNIFIN CORP COM W/RTS ATTACHED EXP 01/31/2007		2010-07-06	2011-05-20
489 PEOPLE'S UNITED FINANCIAL INC		2010-04-13	2011-10-12
245 PEOPLE'S UNITED FINANCIAL INC		2010-03-23	2011-12-16
623 PHARMACEUTICAL PROD DEV INC COM		2010-03-23	2011-02-23
170 PITNEY-BOWES INC COM W/RTS ATTACHED EXP 02/20/2006		2010-03-23	2011-04-27
160 PITNEY-BOWES INC COM W/RTS ATTACHED EXP 02/20/2006		2010-07-06	2011-05-09
390 PITNEY-BOWES INC COM W/RTS ATTACHED EXP 02/20/2006		2010-03-23	2011-05-09
106 PRECISION CASTPARTS CORP COM W/RIGHTS ATTACHED EXPIRING		2010-07-06	2011-03-21
130 QUEST DIAGNOSTICS INC COM		2010-03-23	2011-06-22
83 QUEST DIAGNOSTICS INC COM		2010-03-23	2011-11-01
215 REPUBLIC SVCS INC COM		2010-07-06	2011-10-13
158 ROCKWELL COLLINS-WI COM		2011-05-20	2011-11-01
137 SAFEWAY INC COM NEW		2010-03-23	2011-11-01
270 SAFEWAY INC COM NEW		2010-03-23	2011-12-16
275 SANOFI CONTINGENT VALUE RTS 12/31/20		2011-04-01	2011-04-20
164 SCOTTS CO CL A		2011-06-24	2011-11-02
233 SEALED AIR CORP NEW COM		2010-04-27	2011-02-02
130 SEALED AIR CORP NEW COM		2010-07-06	2011-05-20
367 SEALED AIR CORP NEW COM		2010-04-15	2011-05-20
37 SIGMA ALDRICH CORP COM		2010-03-23	2011-06-22
314 STAPLES INC COM W/INVISIBLE RTS TO PUR SHS UNDER CERTAIN		2011-05-19	2011-11-01
936 STAPLES INC COM W/INVISIBLE RTS TO PUR SHS UNDER CERTAIN		2011-07-29	2011-12-16
391 SYMANTEC CORP COM W/RTS EXP 8/12/2008		2010-03-23	2011-03-01
417 SYMANTEC CORP COM W/RTS EXP 8/12/2008		2010-03-23	2011-04-11
2 SYMANTEC CORP COM W/RTS EXP 8/12/2008		2010-07-06	2011-05-13
664 SYMANTEC CORP COM W/RTS EXP 8/12/2008		2010-04-13	2011-05-13
292 SYMANTEC CORP COM W/RTS EXP 8/12/2008		2010-07-06	2011-07-29
561 TAIWAN SEMICONDUCTOR MFG CO LTD SPONSORED ADR		2010-07-08	2011-05-18

Form 990PF Part IV - Capital Gains and Losses for Tax on Investment Income - Columns a - d

(a) List and describe the kind(s) of property sold (e g , real estate, 2-story brick warehouse, or common stock, 200 shs MLC Co )	(b) How acquired P—Purchase D—Donation	(c) Date acquired (mo , day, yr )	(d) Date sold (mo , day, yr )
70 TECHNE CORP COM		2010-03-23	2011-03-21
190 TECHNE CORP COM		2010-03-23	2011-05-24
60 TECHNE CORP COM		2010-07-06	2011-05-24
179 TESCO PLC SPONSORED ADR		2010-07-08	2011-03-28
152 TEVA PHARMACEUTICAL INDS LTD ADR		2010-07-08	2011-08-10
336 TEVA PHARMACEUTICAL INDS LTD ADR		2010-07-06	2011-10-13
130 UGI CORP NEW COM W/RTS ATTACHED EXP 04/29/2006		2010-03-23	2011-01-10
80000 US TREASURY NOTE 0 625% 4/30/13		2011-10-27	2011-12-29
203 VALERO ENERGY CORP NEW COM		2010-11-03	2011-01-31
164 VALERO ENERGY CORP NEW COM		2010-11-03	2011-03-01
4953 765 VANGUARD INSTL INDEX FD		2008-07-30	2011-05-25
4953 765 VANGUARD INSTL INDEX FD		2008-07-30	2011-05-25
47 WPP GRP PLC AMER DEPOSITARY SH - ADR		2010-07-08	2011-03-10
63 WPP GRP PLC AMER DEPOSITARY SH - ADR		2010-07-08	2011-09-01
166 WAL-MART DE MEXICO S A DE C V SPONSORED ADR REPSTG SER V SHS		2010-07-08	2011-03-30
53 WATERS CORP COM		2010-03-23	2011-03-01
54 WATERS CORP COM		2010-03-23	2011-05-06
103 WATERS CORP COM		2010-03-23	2011-05-23
40 WATERS CORP COM		2010-07-06	2011-05-23
47846 89 WELLS FARGO ADV INTL BOND-IS #4705		2007-01-26	2011-08-26
17793 594 WELLS FARGO ADV ENTERPR CL I #3118		2008-09-02	2011-11-29
90579 71 WESTERN ASSET CORE PLUS BOND-I #287		2006-08-10	2011-09-26
454132 607 WESTERN ASSET CORE PLUS BOND-I #287		2006-08-10	2011-09-27
181 WILLIAMS COS INC COM W/RTS ATTACHED		2010-03-23	2011-03-01
85 WILLIAMS COS INC COM W/RTS ATTACHED		2010-03-23	2011-04-07
105 WILLIAMS COS INC COM W/RTS ATTACHED		2010-03-23	2011-05-09
150 WILLIAMS COS INC COM W/RTS ATTACHED		2010-07-06	2011-05-20
339 WILLIAMS COS INC COM W/RTS ATTACHED		2010-03-23	2011-05-20
70 WISCONSIN ENERGY CORP COM		2010-07-06	2011-01-07
101 WISCONSIN ENERGY CORP COM		2010-03-23	2011-05-06

Form 990PF Part IV - Capital Gains and Losses for Tax on Investment Income - Columns a - d

(a) List and describe the kind(s) of property sold (e g , real estate, 2-story brick warehouse, or common stock, 200 shs MLC Co )	(b) How acquired P—Purchase D—Donation	(c) Date acquired (mo , day, yr )	(d) Date sold (mo , day, yr )
399 WISCONSIN ENERGY CORP COM		2010-03-23	2011-10-13
101 ZIMMER HLDGS INC COM		2010-03-23	2011-03-03
93 ZIMMER HLDGS INC COM		2010-03-23	2011-04-07
208 ZIMMER HLDGS INC COM		2010-11-03	2011-05-20
26 ZIMMER HLDGS INC COM		2010-03-23	2011-05-20
39 ALCON INC		2010-07-08	2011-04-12
321 LOGITECH INTERNATIONAL S A		2010-08-10	2011-06-14
88 TYCO INTERNATIONAL LTD NEW		2010-03-23	2011-02-01
296 TYCO INTERNATIONAL LTD NEW		2010-07-06	2011-10-13
33 6486 SELECTINVEST INST ARV ASP U/INT I2		2007-11-29	2011-06-01
72 6106 SELECTINVEST INST ARV ASP U/INT I2		2007-11-29	2011-10-01

Form 990PF Part IV - Capital Gains and Losses for Tax on Investment Income - Columns e - h

(e) Gross sales price	(f) Depreciation allowed (or allowable)	(g) Cost or other basis plus expense of sale	(h) Gain or (loss) (e) plus (f) minus (g)
4,698		6,666	-1,968
4,374		4,172	202
3,716		2,886	830
17,208		13,985	3,223
3,258		2,483	775
4,530		4,099	431
4,046		3,023	1,023
13,516		9,329	4,187
7,063		9,593	-2,530
14,979		11,500	3,479
6,996		3,522	3,474
1,999		1,095	904
3,177		1,560	1,617
13,190		6,325	6,865
7,690		6,302	1,388
2,951		1,793	1,158
4,882		3,680	1,202
12,392		10,669	1,723
10		10	
3,777		3,280	497
12,380		11,183	1,197
13,100		11,085	2,015
1,660		2,687	-1,027
3,538		5,796	-2,258
1,105		1,156	-51
706		738	-32
6,681		5,014	1,667
2,608		1,963	645
12,309		10,146	2,163
200,000		172,659	27,341

Form 990PF Part IV - Capital Gains and Losses for Tax on Investment Income - Columns e - h

(e) Gross sales price	(f) Depreciation allowed (or allowable)	(g) Cost or other basis plus expense of sale	(h) Gain or (loss) (e) plus (f) minus (g)
11,125		10,654	471
6,952		6,201	751
3,062		3,922	-860
4,466		3,657	809
14,841		11,662	3,179
9,501		8,548	953
3,733		3,184	549
1,519		1,432	87
12,168		10,617	1,551
8,257		5,993	2,264
5,165		3,931	1,234
12,372		11,632	740
13,072		13,141	-69
3,483		3,194	289
2,900		2,580	320
12,926		9,977	2,949
6		4	2
4,819		3,556	1,263
8,437		5,363	3,074
3,096		1,985	1,111
14,209		8,979	5,230
8		6	2
25,977		15,804	10,173
17,929		11,644	6,285
4,960		2,900	2,060
6,815		3,851	2,964
59		55	4
6,114		4,618	1,496
5,295		4,450	845
500,000		476,476	23,524

Form 990PF Part IV - Capital Gains and Losses for Tax on Investment Income - Columns e - h

(e) Gross sales price	(f) Depreciation allowed (or allowable)	(g) Cost or other basis plus expense of sale	(h) Gain or (loss) (e) plus (f) minus (g)
4,107		3,111	996
12,440		9,467	2,973
3,480		2,187	1,293
5,973		7,952	-1,979
3,079		3,847	-768
17,048		13,542	3,506
4,433		4,180	253
3,939		3,533	406
9,600		9,590	10
15,165		12,557	2,608
7,913		7,409	504
4,524		4,730	-206
6,094		6,257	-163
8,543		9,762	-1,219
2,617		3,329	-712
5,596		6,561	-965
701		611	90
7,677		8,453	-776
6,400		5,273	1,127
3,346		2,553	793
9,445		8,272	1,173
2,561		1,995	566
4,471		5,217	-746
13,292		15,190	-1,898
6,876		6,684	192
7,682		7,128	554
40		28	12
13,324		11,342	1,982
5,587		4,091	1,496
7,587		5,649	1,938

Form 990PF Part IV - Capital Gains and Losses for Tax on Investment Income - Columns e - h

(e) Gross sales price	(f) Depreciation allowed (or allowable)	(g) Cost or other basis plus expense of sale	(h) Gain or (loss) (e) plus (f) minus (g)
4,990		4,662	328
15,262		12,653	2,609
4,820		3,419	1,401
3,320		3,208	112
5,892		8,041	-2,149
13,076		20,198	-7,122
4,166		3,424	742
80,453		80,459	-6
5,159		3,660	1,499
4,457		2,890	1,567
600,000		582,166	17,834
600,000		582,166	17,834
2,972		2,310	662
3,262		3,096	166
4,866		3,840	1,026
4,384		3,504	880
5,232		3,570	1,662
10,038		6,810	3,228
3,898		2,549	1,349
600,000		502,392	97,608
600,000		588,078	11,922
1,000,000		934,783	65,217
5,000,000		4,686,649	313,351
5,470		4,114	1,356
2,634		1,932	702
3,254		2,387	867
4,597		2,661	1,936
10,390		7,705	2,685
4,084		3,567	517
3,147		2,534	613



Form 990PF Part IV - Capital Gains and Losses for Tax on Investment Income - Columns e - h

(e) Gross sales price	(f) Depreciation allowed (or allowable)	(g) Cost or other basis plus expense of sale	(h) Gain or (loss) (e) plus (f) minus (g)
12,541		10,011	2,530
6,384		5,859	525
5,692		5,395	297
14,112		10,898	3,214
1,764		1,508	256
6,552		6,176	376
3,851		5,251	-1,400
3,981		3,271	710
13,029		10,837	2,192
34,100		35,345	-1,245
72,700		76,271	-3,571

Form 990PF Part IV - Capital Gains and Losses for Tax on Investment Income - Columns i - l

Complete only for assets showing gain in column (h) and owned by the foundation on 12/31/69			(l) Gains (Col (h) gain minus col (k), but not less than -0-) or Losses (from col (h))
(i) F M V as of 12/31/69	(j) Adjusted basis as of 12/31/69	(k) Excess of col (i) over col (j), if any	
			-1,968
			202
			830
			3,223
			775
			431
			1,023
			4,187
			-2,530
			3,479
			3,474
			904
			1,617
			6,865
			1,388
			1,158
			1,202
			1,723
			497
			1,197
			2,015
			-1,027
			-2,258
			-51
			-32
			1,667
			645
			2,163
			27,341

Form 990PF Part IV - Capital Gains and Losses for Tax on Investment Income - Columns i - l

Complete only for assets showing gain in column (h) and owned by the foundation on 12/31/69			(l) Gains (Col (h) gain minus col (k), but not less than -0-) or Losses (from col (h))
(i) FMV as of 12/31/69	(j) Adjusted basis as of 12/31/69	(k) Excess of col (i) over col (j), if any	
			471
			751
			-860
			809
			3,179
			953
			549
			87
			1,551
			2,264
			1,234
			740
			-69
			289
			320
			2,949
			2
			1,263
			3,074
			1,111
			5,230
			2
			10,173
			6,285
			2,060
			2,964
			4
			1,496
			845
			23,524

Form 990PF Part IV - Capital Gains and Losses for Tax on Investment Income - Columns i - l

Complete only for assets showing gain in column (h) and owned by the foundation on 12/31/69			(l) Gains (Col (h) gain minus col (k), but not less than -0-) or Losses (from col (h))
(i) F M V as of 12/31/69	(j) Adjusted basis as of 12/31/69	(k) Excess of col (i) over col (j), if any	
			996
			2,973
			1,293
			-1,979
			-768
			3,506
			253
			406
			10
			2,608
			504
			-206
			-163
			-1,219
			-712
			-965
			90
			-776
			1,127
			793
			1,173
			566
			-746
			-1,898
			192
			554
			12
			1,982
			1,496
			1,938

Form 990PF Part IV - Capital Gains and Losses for Tax on Investment Income - Columns i - l

Complete only for assets showing gain in column (h) and owned by the foundation on 12/31/69			(l) Gains (Col (h) gain minus col (k), but not less than -0-) or Losses (from col (h))
(i) F M V as of 12/31/69	(j) Adjusted basis as of 12/31/69	(k) Excess of col (i) over col (j), if any	
			328
			2,609
			1,401
			112
			-2,149
			-7,122
			742
			-6
			1,499
			1,567
			17,834
			17,834
			662
			166
			1,026
			880
			1,662
			3,228
			1,349
			97,608
			11,922
			65,217
			313,351
			1,356
			702
			867
			1,936
			2,685
			517
			613

Form 990PF Part IV - Capital Gains and Losses for Tax on Investment Income - Columns i - l

Complete only for assets showing gain in column (h) and owned by the foundation on 12/31/69			(l) Gains (Col (h) gain minus col (k), but not less than -0-) or Losses (from col (h))
(i) F M V as of 12/31/69	(j) Adjusted basis as of 12/31/69	(k) Excess of col (i) over col (j), if any	
			2,530
			525
			297
			3,214
			256
			376
			-1,400
			710
			2,192
			-1,245
			-3,571

## TY 2011 Accounting Fees Schedule

**Name:** TW L D MCEACHEARN

**EIN:** 58-6255314

Category	Amount	Net Investment Income	Adjusted Net Income	Disbursements for Charitable Purposes
TAX PREPARATION FEE (NON-ALLOC	10,836			10,836
OTHER ALLOCABLE EXPENSES - 2%	3,513	3,513		

TY 2011 Investments Corporate  
Bonds Schedule

Name: TW L D MCEACHEARN  
EIN: 58-6255314

Name of Bond	End of Year Book Value	End of Year Fair Market Value
#693390841 PIMCO HIGH YIELD		
#693390791 PIMCO LOW DURATION		
#693391104 PIMCO REAL RETURN		
#693390551 PIMCO TOTAL RETURN		
#94985D582 WELLS FARGO ADVANT.		
#957663503 WESTERN ASSET CORE		
#693391559 PIMCO EMERGING MRKT		
#34984T857 GOLDEN SMALL CAP		
#38142Y773 GOLDMAN SACHS LARGE		
#464287200 ISHARES S & P 500		
#413838103 OAKMARK FUND CLASS		
#780905451 ROYCE PREMIER FUND		
#74972H614 RS VALUE FUND		
#784924425 SSGA EMERGING MRKS		
#87234N385 TCW RELATIVE VALUE		
#87234N849 TCW SMALL CAP GROW		
#922040100 VANGUARD INSTIT.		
#949915367 WELLS FARGO ADVANT.		
#94984B348 WELLS FARGO ADVANT.		
#94985D277 WELLS FARGO ADVANT.		
#04315J837 ARTIO INTERNATIONAL		
#246248306 DELAWARE POOLED TR		
#52106N889 LAZARD EMERGING MRK		
CB RICHARD ELLIS REALTY TRUST		
#26852M105 ELL INTERNATIONAL		
#44980Q518 ING INTERNATIONAL		
#44981V706 ING REAL ESTATE		
0258M0DA4 AMERICAN EXPRESS CO	60,204	60,318
00206RAV4 AT&T INC	76,917	77,660
14912L4X6 CATERPILLAR FINANCIA	65,023	66,726
20030NBAB COMCAST CORP	67,969	68,234
20825CAR5 CONOCOPHLLIPS	82,597	84,350
126650BT6 CVS CAREMARK CORP	68,175	68,533
251156PAF0 DEUTSCHE TELEKOM	63,420	63,054
25459HAY1 DIRECTV HLDG/FIN	51,381	51,546
25470DAB5 DISCOVERY COMMUNICAT	69,730	69,415
260543CA9 DOW CHEMICAL CO/THE	55,481	55,636
36962G5J9 GENERAL ELEC CAP COR	59,872	62,620
38141GGQ1 GOLDMAN SACHS GROUP	47,955	48,777
459200GX3 IBM CORP	76,251	77,187
48366AX5 JOHNSON CONTROLS INC	46,854	48,086
46625HDF4 JP MORGAN CHASE & CO	62,989	63,683
539830AT6 LOCKHEED MARTIN CORP	53,575	53,183
56501RAA4 MANULIFE FINANCIAL	50,362	50,279
585055AR7 MEDTRONIC INC	79,095	79,202
59018YJ36 MERRILL LYNCH & CO	65,585	65,939
605417BX1 MISSISSIPPI POWER CO	64,891	65,918
61747YCG8 MORGAN STANLEY	47,271	45,830
61945CAA1 MOSAIC CO	49,544	50,520
74005PAV6 PRAXAIR INC	79,890	80,230
78008TXA7 ROYAL BANK OF CANADA	64,975	65,337
832696AB4 SMUCKER	64,875	66,498
857477AH6 STATE STREET CORP	77,695	77,195
TARGET CORP	88,369	88,146
89114QAE8 TORONTO-DOMINION BAN	64,639	66,143
931142BT9 WAL-MART STORES	79,596	79,159
25468PCE4 WALT DISNEY CO	88,586	88,838
961214BK8 WESTPAC BANKING CORP	63,013	63,835



TY 2011 Investments Corporate  
Stock Schedule

Name: TW L D MCEACHEARN  
EIN: 58-6255314

Name of Stock	End of Year Book Value	End of Year Fair Market Value
009126202 AIR LIQUIDE ADR		
H0131102 ALCON INC		
018805101 ALLIANZ SE		
02364W105 AMERICA MOVIL S.A.B		
042068106 ARM HOLDINGS PLC		
049255706 ATLAS COPCO AB		
055434203 BG GROUP PLC		
G16962105 BUNGE LIMITED		
138006309 CANON INC ADR		
143658300 CARNIVAL CORP		
16940R109 CHINA RESOURCES		
191459205 COCHLEAR LIMITED		
12637N105 CSL LIMITED		
237545108 DASSAULT SYSTEMS		
23304Y100 DBS GROUP HOLDINGS		
292505104 ENCANA CORP		
296036304 ERSTE GROUP BANK		
307305102 FANUC LTD		
358029106 FRESENIUS MEDICAL		
443251103 HOYA CORP		
404280406 BSBC-ADR		
45104G104 ICIC BANK LTD		
453038408 IMPERIAL OIL LTD		
48206M102 JUPITER TELECOM		
502117203 L'OREAL ADR		
501897102 LI 7 FUNG LTD		
H50430232 LOGITECH INTERN		
54338V101 LONZA GROUP AG		
502441306 LVMH MOET HENNESSY		
62474M108 MTN GROUP LTD		

Name of Stock	End of Year Book Value	End of Year Fair Market Value
641069406 NESTLE S.A. REG.		
670100205 NOVO NORDISK A/S		
71654V101 PETROLEO BRASILEIRO	41,759	38,242
N72482107 QIAGEN N.V.		
771195104 ROCHE HOLDINGS LTD		
803054204 SAP AG-ADR		
803866300 SASOL LIMITED ADR		
803857108 SCHLUMBERGER LTD		
80687P106 SCHNEIDER		
870123106 SWATCH GROUP AG		
874039100 TAIWAN SEMICONDUCT		
881575302 TESCO PLC ADR		
881624209 TEVA PHARMACEUTICAL		
900148701 TURKIYE GARANTI		
90460M105 UNICHARM CORP.		
904767704 UNILEVER PLC ADR		
93114W107 WAL-MART DE MEXICO		
92933H101 WPP GROUP PLC		
146229109 CARTER HOLDINGS		
26483E100 DUN & BRADSTREET		
372460105 GENUINE PARTS CO		
501044101 KROGER		
786514208 SAFEWAY INC NEW		
057224107 BAKER HUGHES INC.		
13342B105 CAMERON INTL CORP		
651290108 NEWFIELD EXPL CO CO		
723787107 PIONEER NAT RES CO		
91913Y100 VALERO ENERGY CORP		
969457100 WILLIAMS COS INC		
524901105 LEGG MASON	23,815	19,721

Name of Stock	End of Year Book Value	End of Year Fair Market Value
571748102 MARSH & MCLENNAN		
665859104 NORTHERN TRUST	44,646	36,765
712704105 PEOPLE'S UNITED FIN		
693366205 PICO HOLDINGS INC	17,177	13,151
743315103 PROGRESSIVE CORP	18,934	20,056
00817Y108 AETNA INC NEW		
09062X103 BIOGEN IDEC INC		
101137107 BOSTON SCIENTIFIC		
372917104 GENZYME CORP		
436440101 HOLOGIC INC COM		
50540R409 LABORATORY CRP OF		
717124101 PHARMACEUTICAL		
74834L100 QUEST DIAGNOSTICS		
878377100 TECHNE CORP		
941848103 WATERS CORP		
98956P102 ZIMMER HOLDINGS INC		
018804104 ALLLIANT TECHSYSTEM	47,554	38,297
302130109 EXPEDITORS INTL	11,849	13,312
450911102 ITT CORPORATION	6,339	6,418
701094104 PARKER HANNIFIN COR		
724479100 PITNEY BOWES INC		
740189105 PRECISION CASTPARTS		
760759100 REPUBLIC SERVICES	14,246	13,637
535678106 LINEAR TECHNOLOGY		
620076109 MOTOROLA INC		
871503108 SYMANTEC CORP		
959802109 WESTERN UNION CO		
009158106 AIR PRODS & CHEMS		
459506101 INTERNATIONAL FLAV.		
81211K100 SEALED AIR CORP		

Name of Stock	End of Year Book Value	End of Year Fair Market Value
826522101 SIGMA ALDRICH CORP	11,297	13,429
281020107 EDISON INTL		
902681105 UGI CORP NEW COM	12,144	13,642
976657106 WISCONSIN ENERGY		
H89128104 TYCO INTERNATIONAL		
881624209 TEVA PHARMACEUTICAL		
3628287207 OAO GAZPROM LEVEL		
04315J837 ARTIO INTERNATIONAL		
140995127 CAPITAL PARTNERS COR		
246248306 DELAWARE POOLED TR I		
26852M105 EII INTERNATIONAL PR		
34984T857 GOLDEN SMALL CAP COR		
38142Y773 GOLDMAN SACHS L/C VA		
413838103 OAKMARK FUND - I #11		
44980Q518 ING INTERNATIONAL RE		
44981V706 ING REAL ESTATE FUND		
464287200 ISHARES S & P 50		
52106N889 LAZARD EMERGING MKTS		
74972H614 RS VALUE FUND CL Y 1		
780905451 ROYCE PREMIER FUND W		
784924425 SSGA EMERGING MARKET		
87234N385 TCW RELAT VAL LGE CA		
87234N849 TCW SMALL CAP GROWTH		
922040100 VANGUARD INSTL INDEX		
94984B348 WELLS FARGO ADV INTL		
94985D277 WELLS FARGO ADV LG C		
949915367 WELLS FARGO ADV ENTE		
086516101 BEST BUY INC	16,810	12,363
17306X102 CITI TRENDS INC	13,109	9,395
36467W109 GAMESTOP CORP	24,498	25,457

Name of Stock	End of Year Book Value	End of Year Fair Market Value
401617105 GUESS INC	26,304	21,202
418056107 HASBRO INC	16,659	14,893
054303102 AVON PRODS INC	24,693	16,195
60871R209 MOLSON COORS BREWING	33,639	32,786
786514208 SAFEWAY INC	39,120	37,367
12802T101 CAL DIVE INTERNATIONAL	28,791	11,957
13342B105 CAMERON INTL CORP	24,333	29,563
261608103 DRESSER-RAND GROUP	16,147	17,019
651290108 NEWFIELD EXPL CO	11,584	8,716
723787107 PIONEER NAT RES CO	11,231	18,522
845467109 SOUTHWESTERN ENERGY	27,213	22,677
91913Y100 VALERO ENERGY CORP	12,576	15,324
808513105 SCHWAB CHARLES CORP	25,327	24,907
00817Y108 AETNA INC	11,571	15,062
101137107 BOSTON SCIENTIFIC CO	45,721	37,140
436440101 HOLOGIC INC	19,292	21,940
74834L100 QUEST DIAGNOSTICS	13,423	15,792
918194101 VCA ANTECH	11,910	13,805
205944101 CON-WAY INC	13,389	11,751
30162A108 EXELIS INC	7,693	6,009
774341101 ROCKWELL COLLINS	14,951	15,005
784635104 SPX CORP	11,973	13,862
880779103 TEREX CORP	16,648	19,819
98419M100 XYLEM INC	19,070	17,058
032095101 AMPHENOL CORP	11,887	12,709
12673P105 CA INC	40,992	36,124
25659T107 DOLBY LABORATORIES	23,709	23,523
346375108 FORMFACTOR INC	24,203	13,480
535678106 LINEAR TECHNOLOGY	17,149	18,108
871503108 SYMANTEC CORP	11,697	13,929

Name of Stock	End of Year Book Value	End of Year Fair Market Value
879664100 TELLABS OPERATONS IN	12,531	12,993
959802109 WESTERN UNION CO/THE	23,509	26,276
810186106 THE SCOTTS MIRACLE-G	13,962	13,260
591708102 TETROPCS COMMUNICATI	16,825	16,561

# TY 2011 Investments Government Obligations Schedule

**Name:** TW L D MCEACHEARN

**EIN:** 58-6255314

**US Government Securities - End of  
Year Book Value:**

2,651,528

**US Government Securities - End of  
Year Fair Market Value:**

2,663,929

**State & Local Government  
Securities - End of Year Book  
Value:**

**State & Local Government  
Securities - End of Year Fair  
Market Value:**

TY 2011 Investments - Other Schedule

Name: TW L D MCEACHEARN  
EIN: 58-6255314

Category/ Item	Listed at Cost or FMV	Book Value	End of Year Fair Market Value
IMS992225 ASGI MULTI STRAT			
AURORA GLOBAL OPPORTUNITIES	AT COST	2,287,032	2,201,532
BLUE TREND ASP FUND	AT COST	500,000	569,988
DORCHESTER CAPITAL INTERN.	AT COST	3,747,495	3,894,329
GRAHAM ALTERNATIVE	AT COST	500,000	470,302
GRE II ASP FUND (TAXABLE)			
GRESHAM COMMODITIES			
K2 OVERSEAS LONG SHORT	AT COST	1,000,000	1,075,589
RTO9922 PINEHURST INSTITUTIONA			
RICI LINKED PAM TOTAL INDEX	AT COST	1,000,000	1,195,475
SLI994108 SELECTINVEST INST AR			
123998007 CB RICHARD ELLIS REA			
70299RF16 PARTNERS GROUP PRIV			
AGO992220 AURORA GLOBAL OPP II			
BLT991225 BLUE TREND ASP FUND			
DCI992405 DORCHESTER CAP INTL			
GAI992208 GRAHAM ALT INVEST II			
GRE992304 GRE II ASP (TAXABLE)			
GSH996227 GRESHAM COMMODITIES			
IMS992225 ASGI MULT-STR II ASP			
MRE991002 METRO REAL ESTATE PA			
RCI991006 RICI LINKED PAM TOTA			
693390841 PIMCO HIGH YIELD FUN	AT COST	6,493,110	6,095,374
693390791 PIMCO LOW DURATION	AT COST	3,423,524	3,592,543
693391104 PIMCO REAL RTN FUND	AT COST	3,198,934	3,525,525
693390551 PIMCO TOTAL RTN FD	AT COST	3,400,000	3,513,222
957663503 WESTERN ASSET CORE	AT COST	9,164,696	9,866,257
693391559 PIMCO EMERGING MKT	AT COST	4,852,555	4,960,056
94985D582 WELLS FARGO ADVTG IN	AT COST	4,314,735	4,727,870
34984T857 GOLDEN SMALL CAP COR	AT COST	1,800,000	1,651,480



Category / Item	Listed at Cost or FMV	Book Value	End of Year Fair Market Value
38142Y773 GOLDMAN SACHS LARGE	AT COST	1,800,000	1,560,577
464287200 ISHARES S&P 500 INDE	AT COST	40,565	40,181
413838103 OAKMARK FUND	AT COST	627,341	754,365
780905451 ROYCE PREMIER FUND	AT COST	1,860,000	2,197,214
74972H614 RS VALUE FUND CL	AT COST	3,300,000	3,159,661
87234N385 TCW RELATIVE VALUE	AT COST	2,160,534	1,883,356
87234N849 TCW SMALL CAP GROWTH	AT COST	1,560,000	1,799,574
922040100 VANGUARD INSTITUTION	AT COST	8,835,667	8,649,210
949915367 WELLS FARGO ADVTG EN	AT COST	2,711,922	2,789,876
94984B348 WELLS FARGO ADVTG IN	AT COST	3,256,660	2,011,797
94985D277 WELLS FARGO ADVTG ST	AT COST	4,204,000	3,731,711
04315J837 ARTIO INTERNATIONAL	AT COST	2,444,166	1,766,622
246248306 DELAWARE POOLED TR	AT COST	2,063,958	1,670,431
52106N889 LAZARD EMERGING MKT	AT COST	250,000	239,453
784924425 SSGA EMERGING MKT	AT COST	6,492,813	4,213,322
CAPITAL PARTNERS CORE EQUITY	AT COST	3,081,325	2,925,532
ASGI MULLTI-STRAGEGY II ASP FU	AT COST	3,500,000	3,024,156
METROPOLITAN REAL ESTATE PARTN	AT COST	50,000	50,000
PARTNERS GROUP PRIVATE EQUITY	AT COST	1,000,000	1,011,407
PINHURST INSTITUTIONAL TRANSIT	AT COST	7,000,000	6,431,767
SELECTINVEST INSTITUTIONAL ARV	AT COST	717,544	682,787
CB RICHARD ELLIS REALTY TRUST	AT COST	2,000,000	2,173,913
26852M105 EII INTERNATIONAL	AT COST	775,000	672,974
GRE II ASP FUND	AT COST	5,500,000	3,708,185
GRESHAM COMMODITIES II ASP	AT COST	2,000,000	2,951,766
44980Q518 ING INTERNATIONAL RE	AT COST	2,591,163	1,920,455
44981V706 INT RE FUNDING CLASS	AT COST	600,000	713,225
008474108 AGNICO EAGLE MINES	AT COST	15,803	11,150
12626K203 CRH PLC-ADR	AT COST	19,182	18,670
H27178104 FOSTER WHEELER AG	AT COST	26,869	17,283

Category / Item	Listed at Cost or FMV	Book Value	End of Year Fair Market Value
H2906T109 GARMIN LTD	AT COST	12,477	15,725
G47791101 INGERSOLL-RAND PLC	AT COST	11,692	12,188
760975102 RESEARCH IN MOTION	AT COST	25,553	14,341
83172R108 SMART TECHNOLOGIES	AT COST	27,436	11,402
H8817H100 TRANSOCEAN LTD	AT COST	11,534	11,056
H27013103 WEATHERFORD INTERNAT	AT COST	46,106	35,370
465562106 ITAU UNIBANCO BANCO	AT COST	8,354	7,331
009126202 AIR LIQUIDE-ADR	AT COST	17,927	20,812
018805101 ALLIANZ -SE	AT COST	12,135	10,862
02364W105 AMERICA MOVIL SAB	AT COST	11,796	10,848
042068106 ARM HOLDINGS PLC-ADR	AT COST	9,870	18,235
049255706 ATLAS COPCO AB	AT COST	6,438	8,945
055434203 BG GROUP PLC-ADR	AT COST	9,973	12,947
G16962105 BUNGE LIMITED	AT COST	4,909	5,320
136375102 CANADIAN NATL RR	AT COST	7,710	8,642
138006309 CANON INC-ADR	AT COST	10,864	12,287
143658300 CARNIVAL CORP	AT COST	5,508	5,222
16940R109 CHINA RESOURCES ENT	AT COST	5,715	5,249
191459205 COCHLEAR LIMITED	AT COST	7,648	7,381
12637N105 CSL LIMITED	AT COST	5,563	6,479
237545108 DASSAULT SYSTEMS SA	AT COST	18,021	22,756
23304Y100 DBS GROUP HOLDINGS	AT COST	8,839	7,049
23304Y100 DBS GROUP HOLDINGS	AT COST	97	71
296036304 ERSTE GROUP BANK	AT COST	13,554	6,470
307305102 FANUC CORPORATION	AT COST	12,979	16,470
358029106 FRESENIUS MEDICAL CA	AT COST	13,099	15,228
443251103 HOYA CORP	AT COST	10,759	10,099
404280406 HSBC-ADR	AT COST	6,714	5,410
45104G104 ICICI BANK LTD-ADR	AT COST	12,603	9,013
453038408 IMPERIAL OIL LTD	AT COST	8,431	10,097

Category / Item	Listed at Cost or FMV	Book Value	End of Year Fair Market Value
466140100 JGC CORPORATION	AT COST	6,329	6,048
48206M102 JUPITER TELECOM-UNSP	AT COST	6,853	7,106
502117203 L'OREAL-ADR	AT COST	11,130	11,227
501897102 LI&FUNG LTD	AT COST	18,294	15,788
54338V101 LONZA GROUP AG	AT COST	9,125	7,015
502441306 LVMH MOET HENNESSY	AT COST	5,266	6,519
62474M108 MTN GROUP LTD	AT COST	9,226	11,363
641069406 NESTLE SA REGISTERED	AT COST	18,347	21,468
66987V109 NOVARTIS AG-ADR	AT COST	6,249	6,460
71654V101 PETROLEO BRASILEIRO	AT COST	11,073	8,057
N72482107 QIAGEN NV	AT COST	8,458	5,966
771195104 ROCHE HOLDINGS LTD	AT COST	11,741	14,084
803054204 SAP AG-ADR	AT COST	13,849	15,726
803866300 SASOL LIMITED - ADR	AT COST	4,754	6,067
806857108 SCHLUMBERGER LTD	AT COST	10,731	12,569
80687P106 SCHNEIDER ELECTRIC	AT COST	12,527	10,657
83569C102 SONOVA HOLDINGS AG	AT COST	8,441	9,414
870123106 SWATCH GROUP AG	AT COST	8,764	8,939
874039100 TAIWAN SEMICONDUCTOR	AT COST	5,005	6,416
881575302 TESCO PLC-ADR	AT COST	8,710	8,874
900148701 TURKIYE GARANTI BANK	AT COST	14,942	8,717
90460M105 UNICHARM CORP	AT COST	11,314	13,808
904767704 UNILEVER PLC-ADR	AT COST	5,333	6,402
93114W107 WAL-MART DE MEXICO	AT COST	9,715	11,504
92933H101 WPP GROUP PLC AMERIC	AT COST	10,565	11,229
368287207 OAO GAZPROM LEVEL	AT COST	4,222	4,550
46630JAC3 JP MORGAN CHASE COMM	AT COST	102,348	108,105
981464CJ7 WORLD FINANCIAL NETW	AT COST	123,266	122,714

## TY 2011 Other Decreases Schedule

**Name:** TW L D MCEACHEARN

**EIN:** 58-6255314

Description	Amount
MUTUAL FUND POSTING DATE AFTER TYE	157,384
ROC BASIS ADJUSTMENT	59,477
SALES WITH LOSS EFFECTIVE BEFORE TYE	25,453
PURCHASE ACCRUED INTEREST EFFECTIVE DATE AFTER TYE	13,290

TY 2011 Other Expenses Schedule

**Name:** TW L D MCEACHEARN

**EIN:** 58-6255314

Description	Revenue and Expenses per Books	Net Investment Income	Adjusted Net Income	Disbursements for Charitable Purposes
ADR FEE	477	477		0

**TY 2011 Other Income Schedule****Name:** TW L D MCEACHEARN**EIN:** 58-6255314

Description	Revenue And Expenses Per Books	Net Investment Income	Adjusted Net Income
EXCISE TAX REFUND	241	0	
PARTNERSHIP ORDINARY DIVIDENDS		82,009	
PARTNERSHIP INTEREST INCOME		1,725	
PARTNERSHIP NET LT LOSS		-113,951	
PARTNERSHIP NET ST LOSS		-22,568	
PARTNERSHIP SEC 1256 CONTRACTS		-63,368	
PARTNERSHIP OTHER INCOME		65,882	

# TY 2011 Other Increases Schedule

**Name:** TW L D MCEACHEARN

**EIN:** 58-6255314

Description	Amount
MUTUAL FUND TAX EFFECTIVE DATE BEFORE TYE	291,310
ROUNDING	3

**TY 2011 Taxes Schedule****Name:** TW L D MCEACHEARN**EIN:** 58-6255314

Category	Amount	Net Investment Income	Adjusted Net Income	Disbursements for Charitable Purposes
FOREIGN TAXES	2,087	2,087		0
FEDERAL ESTIMATES - PRINCIPAL	45,868	0		0
FOREIGN TAXES ON QUALIFIED FOR	30,163	30,163		0
FOREIGN TAXES ON NONQUALIFIED	2,437	2,437		0