



See a Social Security Number? Say Something!
Report Privacy Problems to <https://public.resource.org/privacy>
Or call the IRS Identity Theft Hotline at 1-800-908-4490



RETURN RECEIVED
 POSTMARK DATE MAY 15 2012

Form **990-PF**

Return of Private Foundation
or Section 4947(a)(1) Nonexempt Charitable Trust
Treated as a Private Foundation

OMB No 1545-0052

2011

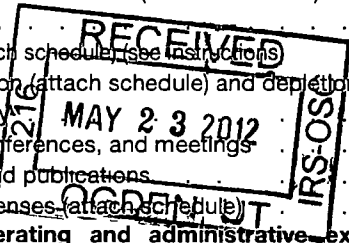
Department of the Treasury
Internal Revenue Service

Note. The foundation may be able to use a copy of this return to satisfy state reporting requirements

For calendar year 2011 or tax year beginning , 2011, and ending , 20

Name of foundation THE CHRIST FOUNDATION		A Employer identification number 58-2071026
Number and street (or P O box number if mail is not delivered to street address) 4215 HARDING ROAD #602	Room/suite	B Telephone number (see instructions) 601-622-3707
City or town, state, and ZIP code NASHVILLE, TN 37205		C If exemption application is pending, check here <input type="checkbox"/>
G Check all that apply: <input type="checkbox"/> Initial return <input type="checkbox"/> Initial return of a former public charity <input type="checkbox"/> Final return <input type="checkbox"/> Amended return <input type="checkbox"/> Address change <input type="checkbox"/> Name change		D 1. Foreign organizations, check here <input type="checkbox"/> 2. Foreign organizations meeting the 85% test, check here and attach computation <input type="checkbox"/>
H Check type of organization: <input type="checkbox"/> Section 501(c)(3) exempt private foundation <input type="checkbox"/> Section 4947(a)(1) nonexempt charitable trust <input type="checkbox"/> Other taxable private foundation		E If private foundation status was terminated under section 507(b)(1)(A), check here <input type="checkbox"/>
I Fair market value of all assets at end of year (from Part II, col. (c), line 16) \$ 143163	J Accounting method: <input checked="" type="checkbox"/> Cash <input type="checkbox"/> Accrual <input type="checkbox"/> Other (specify)	
F If the foundation is in a 60-month termination under section 507(b)(1)(B), check here <input type="checkbox"/>		

Part I Analysis of Revenue and Expenses (The total of amounts in columns (b), (c), and (d) may not necessarily equal the amounts in column (a) (see instructions))		(a) Revenue and expenses per books	(b) Net investment income	(c) Adjusted net income	(d) Disbursements for charitable purposes (cash basis only)
Revenue	1 Contributions, gifts, grants, etc., received (attach schedule)				
	2 Check <input type="checkbox"/> if the foundation is not required to attach Sch. B				
	3 Interest on savings and temporary cash investments	1			
	4 Dividends and interest from securities	2798	2798	2798	
	5a Gross rents				
	b Net rental income or (loss)				
	6a Net gain or (loss) from sale of assets not on line 10				
	b Gross sales price for all assets on line 6a				
	7 Capital gain net income (from Part IV, line 2)		14653		
	8 Net short-term capital gain			2819	
	9 Income modifications				
	10a Gross sales less returns and allowances				
b Less: Cost of goods sold					
c Gross profit or (loss) (attach schedule)					
11 Other income (attach schedule)					
12 Total. Add lines 1 through 11	2799	17451	5617		
Operating and Administrative Expenses	13 Compensation of officers, directors, trustees, etc.				
	14 Other employee salaries and wages				
	15 Pension plans, employee benefits				
	16a Legal fees (attach schedule)				
	b Accounting fees (attach schedule)	450	450	450	450
	c Other professional fees (attach schedule)	572	572	572	572
	17 Interest				
	18 Taxes (attach schedule) (see instructions)				
	19 Depreciation (attach schedule) and depletion				
	20 Occupancy				
	21 Travel, conferences, and meetings				
	22 Printing and publications	15	15	15	15
	23 Other expenses (attach schedule)	3	3	3	3
	24 Total operating and administrative expenses. Add lines 13 through 23	1040			
	25 Contributions, gifts, grants paid	10765			
26 Total expenses and disbursements. Add lines 24 and 25	11805	1040	1040	11805	
27 Subtract line 26 from line 12:					
a Excess of revenue over expenses and disbursements	0				
b Net investment income (if negative, enter -0-)		16411			
c Adjusted net income (if negative, enter -0-)			4577		



AK
JA

Part II Balance Sheets		Attached schedules and amounts in the description column should be for end-of-year amounts only (See instructions.)			
		Beginning of year (a) Book Value	End of year (b) Book Value (c) Fair Market Value		
Assets	1	Cash—non-interest-bearing	30434	34832	34832
	2	Savings and temporary cash investments			
	3	Accounts receivable ▶ Less: allowance for doubtful accounts ▶			
	4	Pledges receivable ▶ Less: allowance for doubtful accounts ▶			
	5	Grants receivable			
	6	Receivables due from officers, directors, trustees, and other disqualified persons (attach schedule) (see instructions)			
	7	Other notes and loans receivable (attach schedule) ▶ Less: allowance for doubtful accounts ▶			
	8	Inventories for sale or use			
	9	Prepaid expenses and deferred charges			
	10a	Investments—U.S. and state government obligations (attach schedule)			
	b	Investments—corporate stock (attach schedule)	125146	107696	108331
	c	Investments—corporate bonds (attach schedule)			
	11	Investments—land, buildings, and equipment: basis ▶ Less: accumulated depreciation (attach schedule) ▶			
	12	Investments—mortgage loans			
	13	Investments—other (attach schedule)			
	14	Land, buildings, and equipment: basis ▶ Less: accumulated depreciation (attach schedule) ▶			
15	Other assets (describe ▶)				
16	Total assets (to be completed by all filers—see the instructions. Also, see page 1, item I)	155580	145816	143163	
Liabilities	17	Accounts payable and accrued expenses			
	18	Grants payable			
	19	Deferred revenue			
	20	Loans from officers, directors, trustees, and other disqualified persons			
	21	Mortgages and other notes payable (attach schedule)			
	22	Other liabilities (describe ▶)			
23	Total liabilities (add lines 17 through 22)				
Net Assets or Fund Balances	Foundations that follow SFAS 117, check here ▶ <input type="checkbox"/> and complete lines 24 through 26 and lines 30 and 31.				
	24	Unrestricted			
	25	Temporarily restricted			
	26	Permanently restricted			
	Foundations that do not follow SFAS 117, check here ▶ <input type="checkbox"/> and complete lines 27 through 31.				
	27	Capital stock, trust principal, or current funds	155580	145816	
	28	Paid-in or capital surplus, or land, bldg., and equipment fund			
29	Retained earnings, accumulated income, endowment, or other funds				
30	Total net assets or fund balances (see instructions)	155580	145816		
31	Total liabilities and net assets/fund balances (see instructions)				

Part III Analysis of Changes in Net Assets or Fund Balances			
1	Total net assets or fund balances at beginning of year—Part II, column (a), line 30 (must agree with end-of-year figure reported on prior year's return)	1	155580
2	Enter amount from Part I, line 27a	2	0
3	Other increases not included in line 2 (itemize) ▶	3	
4	Add lines 1, 2, and 3	4	155580
5	Decreases not included in line 2 (itemize) ▶	5	(9764)
6	Total net assets or fund balances at end of year (line 4 minus line 5)—Part II, column (b), line 30	6	145816

Part IV Capital Gains and Losses for Tax on Investment Income

(a) List and describe the kind(s) of property sold (e.g., real estate, 2-story brick warehouse, or common stock, 200 shs MLC Co.)		(b) How acquired P—Purchase D—Donation	(c) Date acquired (mo., day, yr.)	(d) Date sold (mo., day, yr.)
1a	SEE ATTACHED			
b				
c				
d				
e				
(e) Gross sales price	(f) Depreciation allowed (or allowable)	(g) Cost or other basis plus expense of sale	(h) Gain or (loss) (e) plus (f) minus (g)	
a				
b				
c				14653
d				
e				
Complete only for assets showing gain in column (h) and owned by the foundation on 12/31/69				(l) Gains (Col. (h) gain minus col. (k), but not less than -0-) or Losses (from col. (h))
(i) F.M.V. as of 12/31/69	(j) Adjusted basis as of 12/31/69	(k) Excess of col. (i) over col. (j), if any		
a				
b				
c				
d				
e				
2	Capital gain net income or (net capital loss)	{ If gain, also enter in Part I, line 7 If (loss), enter -0- in Part I, line 7 }		2 14653
3	Net short-term capital gain or (loss) as defined in sections 1222(5) and (6): If gain, also enter in Part I, line 8, column (c) (see instructions). If (loss), enter -0- in Part I, line 8	{ If gain, also enter in Part I, line 8, column (c) (see instructions). If (loss), enter -0- in Part I, line 8 }		3 2819

Part V Qualification Under Section 4940(e) for Reduced Tax on Net Investment Income

(For optional use by domestic private foundations subject to the section 4940(a) tax on net investment income.)

If section 4940(d)(2) applies, leave this part blank.

Was the foundation liable for the section 4942 tax on the distributable amount of any year in the base period? Yes No
 If "Yes," the foundation does not qualify under section 4940(e). Do not complete this part.

1 Enter the appropriate amount in each column for each year; see the instructions before making any entries.

(a) Base period years Calendar year (or tax year beginning in)	(b) Adjusted qualifying distributions	(c) Net value of noncharitable-use assets	(d) Distribution ratio (col. (b) divided by col. (c))
2010	17809	206774	.0900
2009	14033	185224	.07576
2008	13560	223447	.06154
2007	17349	281892	.05468
2006	11992	219308	.0498

2	Total of line 1, column (d)	2	33
3	Average distribution ratio for the 5-year base period—divide the total on line 2 by 5, or by the number of years the foundation has been in existence if less than 5 years	3	.07
4	Enter the net value of noncharitable-use assets for 2011 from Part X, line 5	4	171260
5	Multiply line 4 by line 3	5	11988
6	Enter 1% of net investment income (1% of Part I, line 27b)	6	164
7	Add lines 5 and 6	7	12153
8	Enter qualifying distributions from Part XII, line 4 If line 8 is equal to or greater than line 7, check the box in Part VI, line 1b, and complete that part using a 1% tax rate. See the Part VI instructions.	8	11805

Part VI Excise Tax Based on Investment Income (Section 4940(a), 4940(b), 4940(e), or 4948—see instructions)

1a	Exempt operating foundations described in section 4940(d)(2), check here <input type="checkbox"/> and enter "N/A" on line 1. Date of ruling or determination letter. (attach copy of letter if necessary—see instructions)			
b	Domestic foundations that meet the section 4940(e) requirements in Part V, check here <input type="checkbox"/> and enter 1% of Part I, line 27b	1		33
c	All other domestic foundations enter 2% of line 27b. Exempt foreign organizations enter 4% of Part I, line 12, col. (b).-			
2	Tax under section 511 (domestic section 4947(a)(1) trusts and taxable foundations only. Others enter -0-)	2		
3	Add lines 1 and 2	3		33
4	Subtitle A (income) tax (domestic section 4947(a)(1) trusts and taxable foundations only. Others enter -0-)	4		
5	Tax based on investment income. Subtract line 4 from line 3. If zero or less, enter -0-	5		33
6	Credits/Payments:			
a	2011 estimated tax payments and 2010 overpayment credited to 2011	6a		
b	Exempt foreign organizations—tax withheld at source	6b		
c	Tax paid with application for extension of time to file (Form 8868)	6c		
d	Backup withholding erroneously withheld	6d		
7	Total credits and payments. Add lines 6a through 6d	7		
8	Enter any penalty for underpayment of estimated tax. Check here <input type="checkbox"/> if Form 2220 is attached	8		
9	Tax due. If the total of lines 5 and 8 is more than line 7, enter amount owed	9		33
10	Overpayment. If line 7 is more than the total of lines 5 and 8, enter the amount overpaid	10		
11	Enter the amount of line 10 to be: Credited to 2012 estimated tax <input type="checkbox"/> Refunded <input type="checkbox"/>	11		

Part VII-A Statements Regarding Activities

		Yes	No
1a	During the tax year, did the foundation attempt to influence any national, state, or local legislation or did it participate or intervene in any political campaign?		<input checked="" type="checkbox"/>
b	Did it spend more than \$100 during the year (either directly or indirectly) for political purposes (see page 19 of the instructions for definition)? <i>If the answer is "Yes" to 1a or 1b, attach a detailed description of the activities and copies of any materials published or distributed by the foundation in connection with the activities.</i>		<input checked="" type="checkbox"/>
c	Did the foundation file Form 1120-POL for this year?		<input checked="" type="checkbox"/>
d	Enter the amount (if any) of tax on political expenditures (section 4955) imposed during the year: (1) On the foundation. ▶ \$ _____ (2) On foundation managers. ▶ \$ _____		
e	Enter the reimbursement (if any) paid by the foundation during the year for political expenditure tax imposed on foundation managers. ▶ \$ _____		
2	Has the foundation engaged in any activities that have not previously been reported to the IRS? <i>If "Yes," attach a detailed description of the activities.</i>		<input checked="" type="checkbox"/>
3	Has the foundation made any changes, not previously reported to the IRS, in its governing instrument, articles of incorporation, or bylaws, or other similar instruments? <i>If "Yes," attach a conformed copy of the changes.</i>		<input checked="" type="checkbox"/>
4a	Did the foundation have unrelated business gross income of \$1,000 or more during the year?		<input checked="" type="checkbox"/>
b	If "Yes," has it filed a tax return on Form 990-T for this year?		<input checked="" type="checkbox"/>
5	Was there a liquidation, termination, dissolution, or substantial contraction during the year? <i>If "Yes," attach the statement required by General Instruction T</i>		<input checked="" type="checkbox"/>
6	Are the requirements of section 508(e) (relating to sections 4941 through 4945) satisfied either: • By language in the governing instrument, or • By state legislation that effectively amends the governing instrument so that no mandatory directions that conflict with the state law remain in the governing instrument?	<input checked="" type="checkbox"/>	
7	Did the foundation have at least \$5,000 in assets at any time during the year? <i>If "Yes," complete Part II, col (c), and Part XV</i>	<input checked="" type="checkbox"/>	
8a	Enter the states to which the foundation reports or with which it is registered (see instructions) ▶		
b	If the answer is "Yes" to line 7, has the foundation furnished a copy of Form 990-PF to the Attorney General (or designate) of each state as required by <i>General Instruction G</i> ? <i>If "No," attach explanation</i>	<input checked="" type="checkbox"/>	
9	Is the foundation claiming status as a private operating foundation within the meaning of section 4942(j)(3) or 4942(j)(5) for calendar year 2011 or the taxable year beginning in 2011 (see instructions for Part XIV)? <i>If "Yes," complete Part XIV</i>		<input checked="" type="checkbox"/>
10	Did any persons become substantial contributors during the tax year? <i>If "Yes," attach a schedule listing their names and addresses</i>		<input checked="" type="checkbox"/>

Part VII-A Statements Regarding Activities (continued)

11	At any time during the year, did the foundation, directly or indirectly, own a controlled entity within the meaning of section 512(b)(13)? If "Yes," attach schedule (see instructions)	11		✓
12	Did the foundation make a distribution to a donor advised fund over which the foundation or a disqualified person had advisory privileges? If "Yes," attach statement (see instructions)	12		✓
13	Did the foundation comply with the public inspection requirements for its annual returns and exemption application? Website address ► N/A	13	✓	
14	The books are in care of ► JOHN MCDOWELL Telephone no. ► 615-665-1090 Located at ► 4215 HARDING ROAD #602, NASHVILLE, TN 37205 ZIP+4 ►			
15	Section 4947(a)(1) nonexempt charitable trusts filing Form 990-PF in lieu of Form 1041—Check here and enter the amount of tax-exempt interest received or accrued during the year	15		<input type="checkbox"/>
16	At any time during calendar year 2011, did the foundation have an interest in or a signature or other authority over a bank, securities, or other financial account in a foreign country? See the instructions for exceptions and filing requirements for Form TD F 90-22.1 If "Yes," enter the name of the foreign country ►	16	Yes	No ✓

Part VII-B Statements Regarding Activities for Which Form 4720 May Be Required

File Form 4720 if any item is checked in the "Yes" column, unless an exception applies.

		Yes	No
1a	During the year did the foundation (either directly or indirectly):		
(1)	Engage in the sale or exchange, or leasing of property with a disqualified person? <input type="checkbox"/> Yes <input checked="" type="checkbox"/> No		
(2)	Borrow money from, lend money to, or otherwise extend credit to (or accept it from) a disqualified person? <input type="checkbox"/> Yes <input checked="" type="checkbox"/> No		
(3)	Furnish goods, services, or facilities to (or accept them from) a disqualified person? <input type="checkbox"/> Yes <input checked="" type="checkbox"/> No		
(4)	Pay compensation to, or pay or reimburse the expenses of, a disqualified person? <input type="checkbox"/> Yes <input checked="" type="checkbox"/> No		
(5)	Transfer any income or assets to a disqualified person (or make any of either available for the benefit or use of a disqualified person)? <input type="checkbox"/> Yes <input checked="" type="checkbox"/> No		
(6)	Agree to pay money or property to a government official? (Exception. Check "No" if the foundation agreed to make a grant to or to employ the official for a period after termination of government service, if terminating within 90 days) <input type="checkbox"/> Yes <input checked="" type="checkbox"/> No		
b	If any answer is "Yes" to 1a(1)–(6), did any of the acts fail to qualify under the exceptions described in Regulations section 53.4941(d)-3 or in a current notice regarding disaster assistance (see instructions)? Organizations relying on a current notice regarding disaster assistance check here <input type="checkbox"/>	1b	
c	Did the foundation engage in a prior year in any of the acts described in 1a, other than excepted acts that were not corrected before the first day of the tax year beginning in 2011?	1c	✓
2	Taxes on failure to distribute income (section 4942) (does not apply for years the foundation was a private operating foundation defined in section 4942(j)(3) or 4942(j)(5)):		
a	At the end of tax year 2011, did the foundation have any undistributed income (lines 6d and 6e, Part XIII) for tax year(s) beginning before 2011? <input type="checkbox"/> Yes <input type="checkbox"/> No If "Yes," list the years ► 20 , 20 , 20 , 20		
b	Are there any years listed in 2a for which the foundation is not applying the provisions of section 4942(a)(2) (relating to incorrect valuation of assets) to the year's undistributed income? (If applying section 4942(a)(2) to all years listed, answer "No" and attach statement—see instructions.)	2b	
c	If the provisions of section 4942(a)(2) are being applied to any of the years listed in 2a, list the years here. ► 20 , 20 , 20 , 20		
3a	Did the foundation hold more than a 2% direct or indirect interest in any business enterprise at any time during the year? <input type="checkbox"/> Yes <input type="checkbox"/> No		
b	If "Yes," did it have excess business holdings in 2011 as a result of (1) any purchase by the foundation or disqualified persons after May 26, 1969; (2) the lapse of the 5-year period (or longer period approved by the Commissioner under section 4943(c)(7)) to dispose of holdings acquired by gift or bequest; or (3) the lapse of the 10-, 15-, or 20-year first phase holding period? (Use Schedule C, Form 4720, to determine if the foundation had excess business holdings in 2011.)	3b	
4a	Did the foundation invest during the year any amount in a manner that would jeopardize its charitable purposes?	4a	✓
b	Did the foundation make any investment in a prior year (but after December 31, 1969) that could jeopardize its charitable purpose that had not been removed from jeopardy before the first day of the tax year beginning in 2011?	4b	✓

Part VII-B Statements Regarding Activities for Which Form 4720 May Be Required (continued)

5a During the year did the foundation pay or incur any amount to:

(1) Carry on propaganda, or otherwise attempt to influence legislation (section 4945(e))? Yes No

(2) Influence the outcome of any specific public election (see section 4955); or to carry on, directly or indirectly, any voter registration drive? Yes No

(3) Provide a grant to an individual for travel, study, or other similar purposes? Yes No

(4) Provide a grant to an organization other than a charitable, etc., organization described in section 509(a)(1), (2), or (3), or section 4940(d)(2)? (see instructions) Yes No

(5) Provide for any purpose other than religious, charitable, scientific, literary, or educational purposes, or for the prevention of cruelty to children or animals? Yes No

b If any answer is "Yes" to 5a(1)–(5), did **any** of the transactions fail to qualify under the exceptions described in Regulations section 53.4945 or in a current notice regarding disaster assistance (see instructions)? Yes No

Organizations relying on a current notice regarding disaster assistance check here

c If the answer is "Yes" to question 5a(4), does the foundation claim exemption from the tax because it maintained expenditure responsibility for the grant? Yes No

If "Yes," attach the statement required by Regulations section 53.4945–5(d).

6a Did the foundation, during the year, receive any funds, directly or indirectly, to pay premiums on a personal benefit contract? Yes No

b Did the foundation, during the year, pay premiums, directly or indirectly, on a personal benefit contract? Yes No

If "Yes" to 6b, file Form 8870

7a At any time during the tax year, was the foundation a party to a prohibited tax shelter transaction? Yes No

b If "Yes," did the foundation receive any proceeds or have any net income attributable to the transaction? Yes No

Part VIII Information About Officers, Directors, Trustees, Foundation Managers, Highly Paid Employees, and Contractors

1 List all officers, directors, trustees, foundation managers and their compensation (see instructions).

(a) Name and address	(b) Title, and average hours per week devoted to position	(c) Compensation (if not paid, enter -0-)	(d) Contributions to employee benefit plans and deferred compensation	(e) Expense account, other allowances
JOHN MCDOWELL 4215 HARDING ROAD #602, NASHVILLE, TN 37209	TRUSTEE AS REQUIRED	0	0	0
RICHARD DICKERSON NASHVILLE, TN	TRUSTEE AS REQUIRED	0	0	0
CURTIS & AMANDA MCDOWELL 4215 HARDING ROAD #602, NASHVILLE, TN 37205	TRUSTEE AS REQUIRED	0	0	0
JOE DICK 413 MEADOWCREST CIRCLE, NASHVILLE, TN 37064	TRUSTEE AS REQUIRED	0	0	0

2 Compensation of five highest-paid employees (other than those included on line 1—see instructions). If none, enter "NONE."

(a) Name and address of each employee paid more than \$50,000	(b) Title, and average hours per week devoted to position	(c) Compensation	(d) Contributions to employee benefit plans and deferred compensation	(e) Expense account, other allowances
N/A				

Total number of other employees paid over \$50,000

Part VIII Information About Officers, Directors, Trustees, Foundation Managers, Highly Paid Employees, and Contractors *(continued)*

3 Five highest-paid independent contractors for professional services (see instructions). If none, enter "NONE."		
(a) Name and address of each person paid more than \$50,000	(b) Type of service	(c) Compensation
NONE		
Total number of others receiving over \$50,000 for professional services		▶

Part IX-A Summary of Direct Charitable Activities

List the foundation's four largest direct charitable activities during the tax year. Include relevant statistical information such as the number of organizations and other beneficiaries served, conferences convened, research papers produced, etc.	Expenses
1 NONE	
2	
3	
4	

Part IX-B Summary of Program-Related Investments (see instructions)

Describe the two largest program-related investments made by the foundation during the tax year on lines 1 and 2.	Amount
1 NONE	
2	
All other program-related investments. See instructions.	
3	
Total. Add lines 1 through 3	

Part X Minimum Investment Return (All domestic foundations must complete this part. Foreign foundations, see instructions.)

1	Fair market value of assets not used (or held for use) directly in carrying out charitable, etc., purposes:		
a	Average monthly fair market value of securities	1a	171260
b	Average of monthly cash balances	1b	
c	Fair market value of all other assets (see instructions)	1c	
d	Total (add lines 1a, b, and c)	1d	171260
e	Reduction claimed for blockage or other factors reported on lines 1a and 1c (attach detailed explanation).	1e	
2	Acquisition indebtedness applicable to line 1 assets	2	
3	Subtract line 2 from line 1d	3	171260
4	Cash deemed held for charitable activities. Enter 1 1/2 % of line 3 (for greater amount, see instructions)	4	
5	Net value of noncharitable-use assets. Subtract line 4 from line 3. Enter here and on Part V, line 4	5	171260
6	Minimum investment return. Enter 5% of line 5	6	8563

Part XI Distributable Amount (see instructions) (Section 4942(j)(3) and (j)(5) private operating foundations and certain foreign organizations check here and do not complete this part.)

1	Minimum investment return from Part X, line 6	1	8563
2a	Tax on investment income for 2011 from Part VI, line 5	2a	33
b	Income tax for 2011. (This does not include the tax from Part VI.)	2b	
c	Add lines 2a and 2b	2c	33
3	Distributable amount before adjustments. Subtract line 2c from line 1	3	8530
4	Recoveries of amounts treated as qualifying distributions	4	
5	Add lines 3 and 4	5	8530
6	Deduction from distributable amount (see instructions)	6	
7	Distributable amount as adjusted. Subtract line 6 from line 5. Enter here and on Part XIII, line 1	7	8530

Part XII Qualifying Distributions (see instructions)

1	Amounts paid (including administrative expenses) to accomplish charitable, etc., purposes:		
a	Expenses, contributions, gifts, etc.—total from Part I, column (d), line 26	1a	11805
b	Program-related investments—total from Part IX-B	1b	
2	Amounts paid to acquire assets used (or held for use) directly in carrying out charitable, etc., purposes	2	
3	Amounts set aside for specific charitable projects that satisfy the.		
a	Suitability test (prior IRS approval required)	3a	
b	Cash distribution test (attach the required schedule)	3b	
4	Qualifying distributions. Add lines 1a through 3b. Enter here and on Part V, line 8, and Part XIII, line 4	4	11805
5	Foundations that qualify under section 4940(e) for the reduced rate of tax on net investment income. Enter 1% of Part I, line 27b (see instructions)	5	
6	Adjusted qualifying distributions. Subtract line 5 from line 4	6	11805

Note. The amount on line 6 will be used in Part V, column (b), in subsequent years when calculating whether the foundation qualifies for the section 4940(e) reduction of tax in those years.

Part XIII Undistributed Income (see instructions)

	(a) Corpus	(b) Years prior to 2010	(c) 2010	(d) 2011
1 Distributable amount for 2011 from Part XI, line 7				8530
2 Undistributed income, if any, as of the end of 2011.				
a Enter amount for 2010 only				
b Total for prior years: 20____, 20____, 20____				
3 Excess distributions carryover, if any, to 2011:				
a From 2006	0			
b From 2007	1810			
c From 2008	3628			
d From 2009	4772			
e From 2010	7470			
f Total of lines 3a through e	17680			
4 Qualifying distributions for 2011 from Part XII, line 4: ► \$ <u>11805</u>				
a Applied to 2010, but not more than line 2a				
b Applied to undistributed income of prior years (Election required—see instructions)				
c Treated as distributions out of corpus (Election required—see instructions)				
d Applied to 2011 distributable amount				8530
e Remaining amount distributed out of corpus	3275			
5 Excess distributions carryover applied to 2011 (If an amount appears in column (d), the same amount must be shown in column (a).)				
6 Enter the net total of each column as indicated below:				
a Corpus. Add lines 3f, 4c, and 4e. Subtract line 5	20955			
b Prior years' undistributed income. Subtract line 4b from line 2b				
c Enter the amount of prior years' undistributed income for which a notice of deficiency has been issued, or on which the section 4942(a) tax has been previously assessed				
d Subtract line 6c from line 6b. Taxable amount—see instructions				
e Undistributed income for 2010. Subtract line 4a from line 2a. Taxable amount—see instructions				
f Undistributed income for 2011. Subtract lines 4d and 5 from line 1. This amount must be distributed in 2012				
7 Amounts treated as distributions out of corpus to satisfy requirements imposed by section 170(b)(1)(F) or 4942(g)(3) (see instructions)				
8 Excess distributions carryover from 2006 not applied on line 5 or line 7 (see instructions)				
9 Excess distributions carryover to 2012. Subtract lines 7 and 8 from line 6a	20955			
10 Analysis of line 9:				
a Excess from 2007	1810			
b Excess from 2008	3628			
c Excess from 2009	4772			
d Excess from 2010	7470			
e Excess from 2011	3275			

Part XIV Private Operating Foundations (see instructions and Part VII-A, question 9)

- 1a** If the foundation has received a ruling or determination letter that it is a private operating foundation, and the ruling is effective for 2011, enter the date of the ruling N/A
- b** Check box to indicate whether the foundation is a private operating foundation described in section 4942(j)(3) or 4942(j)(5)

	Pnor 3 years				(e) Total
	(a) 2011	(b) 2010	(c) 2009	(d) 2008	
2a Enter the lesser of the adjusted net income from Part I or the minimum investment return from Part X for each year listed					
b 85% of line 2a					
c Qualifying distributions from Part XII, line 4 for each year listed					
d Amounts included in line 2c not used directly for active conduct of exempt activities					
e Qualifying distributions made directly for active conduct of exempt activities. Subtract line 2d from line 2c					
3 Complete 3a, b, or c for the alternative test relied upon:					
a "Assets" alternative test—enter:					
(1) Value of all assets					
(2) Value of assets qualifying under section 4942(j)(3)(B)(i)					
b "Endowment" alternative test—enter 2/3 of minimum investment return shown in Part X, line 6 for each year listed					
c "Support" alternative test—enter:					
(1) Total support other than gross investment income (interest, dividends, rents, payments on securities loans (section 512(a)(5)), or royalties)					
(2) Support from general public and 5 or more exempt organizations as provided in section 4942(j)(3)(B)(iii)					
(3) Largest amount of support from an exempt organization					
(4) Gross investment income					

Part XV Supplementary Information (Complete this part only if the foundation had \$5,000 or more in assets at any time during the year—see instructions.)

- 1 Information Regarding Foundation Managers:**
- a** List any managers of the foundation who have contributed more than 2% of the total contributions received by the foundation before the close of any tax year (but only if they have contributed more than \$5,000). (See section 507(d)(2).)

JOHN MCDOWELL

- b** List any managers of the foundation who own 10% or more of the stock of a corporation (or an equally large portion of the ownership of a partnership or other entity) of which the foundation has a 10% or greater interest.

NONE

- 2 Information Regarding Contribution, Grant, Gift, Loan, Scholarship, etc., Programs:**
- Check here if the foundation only makes contributions to preselected charitable organizations and does not accept unsolicited requests for funds. If the foundation makes gifts, grants, etc. (see instructions) to individuals or organizations under other conditions, complete items 2a, b, c, and d.

a The name, address, and telephone number of the person to whom applications should be addressed:
 JOHN MCDOWELL, 4215 HARDING ROAD #602, NASHVILLE, TN 37205 615-665-1090

b The form in which applications should be submitted and information and materials they should include:
 WRITTEN FORM-STATE EXACT USE OF FUNDS

c Any submission deadlines:
 NONE

d Any restrictions or limitations on awards, such as by geographical areas, charitable fields, kinds of institutions, or other factors:
 NASHVILLE, TN AREA, MAINLY URBAN CHARITIES, EDUCATIONAL AND RELEGIOUS PURPOSES

Part XV Supplementary Information (continued)

3 Grants and Contributions Paid During the Year or Approved for Future Payment

Recipient	If recipient is an individual, show any relationship to any foundation manager or substantial contributor	Foundation status of recipient	Purpose of grant or contribution	Amount
Name and address (home or business)				
<p><i>a Paid during the year</i> LIPSCOMB UNIVERSITY ONE UNIVERSITY PARK DRIVE Nashville TN 37204-3951</p>			EDUCATIONAL SCHOLARSHIP	10265
<p>LIPSCOMB UNIVERSITY ONE UNIVERSITY PARK DRIVE Nashville TN 37204-3951</p>			MISSION/RELEGIIOUS	500
Total				3a 10765
<p><i>b Approved for future payment</i></p>				
Total				3b

2011

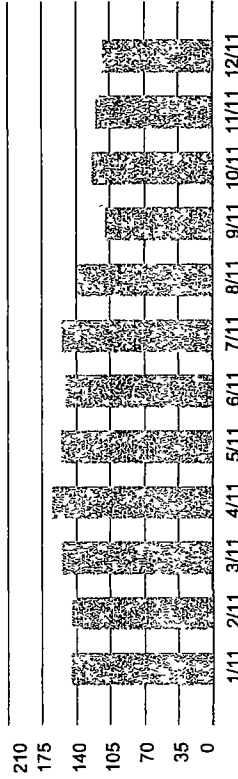
The Christ Foundation Values

	<u>#1373</u>	<u>#7938</u>
Jan	\$ 30,586.00	146108.00
Feb	\$ 31,967.00	145394.00
March	\$ 32,925.00	154133.00
April	\$ 33,150.00	162866.00
May	\$ 32,366.00	154733.00
June	\$ 32,385.00	151299.00
July	\$ 32,255.00	153606.00
August	\$ 31,566.00	138861.00
September	\$ 31,566.00	109875.00
October	\$ 31,544.00	123934.00
November	\$ 31,544.00	119291.00
December	\$ <u>31,544.00</u>	<u>111619.00</u>
	\$ 383,398.00	\$ 1,671,719.00
Monthly Average	\$ 171,260	

Change in Account Value Account Value (\$) Over Last 12 Months [in Thousands]

	This Period	Year to Date
Starting Value	\$ 119,291.24	\$ 142,768.86
Cash Value of Purchases & Sales	0.00	(11,089.51)
Investments Purchased/Sold	0.00	11,089.51
Deposits & Withdrawals	0.00	(487.88)
Dividends & Interest	402.17	2,692.60
Fees & Charges	(23.99)	(173.54)
Transfers	0.00	0.00
Income Reinvested	0.00	0.00
Change in Value of Investments	(8,050.01)	(33,180.63)
Ending Value on 12/31/2011	\$ 111,619.41	\$ 111,619.41

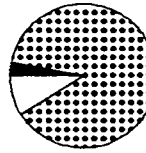
Total Change in Account Value \$ (7,67.83) \$ (31,149.45)
(Total includes Deposits & Withdrawals) (6.43)% (21.82)%



Asset Composition

	Market Value	% of Account Assets
Cash	\$ 3,287.53	3%
Equities	98,070.63	88%
Other Assets	10,261.25	9%
Total Assets Long	\$ 111,619.41	
Total Account Value	\$ 111,619.41	100%

Overview



- 3% Cash
- 88% Equities
- 9% Other Assets

Gain or (Loss) Summary

Realized Gain or (Loss) This Period	Unrealized Gain or (Loss)
Short Term \$0.00	All Investments \$(16,186.92) ¹
Long Term \$0.00	Values may not reflect all of your gains/losses

Schwab has provided accurate gain and loss information wherever possible for most investments. Cost basis data may be incomplete or unavailable for some of your holdings. Please see "Endnotes for Your Account" section for an explanation of the endnote codes and symbols on this statement.



charles SCHWAB

Schwab One® Account of
THE CHRIST FOUNDATION
CHINA/ASIA

G000019170307

Account Number
~~4004-1003~~
Statement Period
December 1-31, 2011

	This Period	Year to Date
Income Summary		
Cash Dividends	0.00	0.00
Federally Tax-Exempt	402.17	0.00
Federally Taxable	0.00	2,692.60
Federally Tax-Exempt	0.00	0.00
Federally Taxable	402.17	2,692.60

Investment Detail - Cash

	Market Value	% of Account Assets
Cash	3,287.53	3%
Total Cash	3,287.53	3%
Total Cash	3,287.53	3%

Investment Detail - Equities

Equities	Quantity Purchased	Market Price	Market Value	Cost Basis	Acquired	% of Account Assets	Accounting Method		
							Unrealized Gain or (Loss)	Estimated Yield	Estimated Annual Income
BAIDU INC ADR F	75.0000	116.4700	8,735.25	8%	06/16/10		N/A	0.00%	0.00
SPONSORED ADR	75.0000	N/A	please provide	06/16/10			N/A	563	Long-Term
1 ADR REPS 10 CL A ORD									
SYMBOL: BIDU									
CAPITALAND LTD ADR F	705.0000	3.4088	2,403.20	2%	02/11/11		(530.84)	0.00%	0.00
SPONSORED ADR	420.0000	N/A	please provide	06/16/10			N/A	563	Long-Term
1 ADR REPS 2 ORD	285.0000	5.2714	1,502.35		02/11/11		(530.84)	323	Short-Term
SYMBOL: CLLDY									
Cost Basis			1,502.35						

Schwab has provided accurate gain and loss information wherever possible for most investments. Cost basis data may be incomplete or unavailable for some of your holdings. Please see "Endnotes for Your Account" section for an explanation of the endnote codes and symbols on this statement.



Investment Detail - Equities (continued)

Equities (continued)	Quantity	Market Price	Market Value	Account Assets Acquired	Unrealized Gain or (Loss)	Estimated Yield	Estimated Annual Income	Accounting Method
CATHAY PAC AIRWAYS ADR F	371.0000	8.5752	3,181.40	3%	(118.32)	0.00%	0.00	Equities: First In First Out (FIFO)
SPONSORED ADR	371.0000	8.8941	3,299.72	09/16/11 ✓	(118.32)	106	Short-Term	
1 ADR REP 5 ORD SYMBOL: CPCAY								
CHANGYOU COM LTD ADR F	94.0000	23.0500	2,166.70	2%	(215.10) ¹	0.00%	0.00	
SPONSORED ADR	75.0000	N/A	please provide	06/16/10	N/A	563	Long-Term	
1 ADR REPS 2 ORD A SH SYMBOL: CYOU Cost Basis	19.0000	34.3710	653.05	09/16/11	(215.10)	106	Short-Term	
			653.05 ¹					
CHAODA MODERN AGRIC ADR F	232.0000	0.5000	116.00	<1%	(3,129.35)	0.00%	0.00	
UNSPONSORED	232.0000	13.9885	3,245.35	09/16/11	(3,129.35)	106	Short-Term	
1 ADR REPS 50 ORD SYMBOL: CMGHY								
CHINA MOBILE LTD ADR F	63.0000	48.4900	3,054.87	3%	(170.23)	0.00%	0.00	
SPONSORED ADR	63.0000	51.1920	3,225.10	09/16/11 ✓	(170.23)	106	Short-Term	
1 ADR REPS 5 ORD SYMBOL: CHL								
CHINA PETE & CHEM ADR F	34.0000	105.0500	3,571.70	3%	312.40	0.00%	0.00	
SPONSORED ADR	34.0000	95.8617	3,259.30	10/15/10 ✓	312.40	442	Long-Term	
1 ADR REP 100 H SHS SYMBOL: SNP								
CNOOC LIMITED ADR F	30.0000	174.6800	5,240.40	5%	N/A ¹	0.00%	0.00	
SPONSORED ADR	30.0000	N/A	please provide	06/16/10	N/A	563	Long-Term	
1 ADR REP 100 CL H ORD SYMBOL: CEO								

Schwab has provided accurate gain and loss information wherever possible for most investments. Cost basis data may be incomplete or unavailable for some of your holdings. Please see "Endnotes for Your Account" section for an explanation of the endnote codes and symbols on this statement.



Charles SCHWAB

Schwab One® Account of
THE CHRIST FOUNDATION
CHINA/ASIA

Account Number
~~70007-20002~~
Statement Period
December 1-31, 2011

G000019170407

Investment Detail - Equities (continued)

Equities (continued)	Quantity	Market Price	Market Value	Cost Basis	Units Purchased	Cost Per Share	Account Assets Acquired	% of Assets Acquired	Unrealized Gain or (Loss)	Estimated Yield	Holding Days	Estimated Annual Income	Holding Period	Accounting Method
														Equities: First In First Out [FIFO]
CSL LTD ADR F	150.0000	16.4032	2,460.48	2%			06/16/10	2%	N/A	0.00%	N/A	0.00	Long-Term	
UNSPONSORED ADR	150.0000	N/A	please provide						N/A	563				
1 ADR REPS 0.5 ORD														
SYMBOL: CMXHY														
CTRP COM INTL LTD ADR F	94.0000	23.4000	2,199.60	2%			06/16/10	2%	N/A	0.00%	N/A	0.00	Long-Term	
SPONSORED ADR	94.0000	N/A	please provide						N/A	563				
1 ADR REPS 4 ORD														
SYMBOL: CTRP														
DBS GROUP HOLDINGS ADR F	50.0000	35.5377	1,776.89	2%			06/16/10	2%	N/A	0.00%	N/A	0.00	Long-Term	
SPONSORED ADR NEW	50.0000	N/A	please provide						N/A	563				
1 ADR REP 4 ORD														
SYMBOL: DBSDY														
FIRST PACIFIC CO ADR F	875.0000	5.2018	4,551.58	4%			02/11/11	4%	832.63	0.00%	832.63	0.00	Short-Term	
SPONSORED ADR	875.0000	4.2502	3,718.95							323				
1 ADR REP 5 ORD														
SYMBOL: FPAFY														
FOCUS MEDIA HOLDING ADR F	160.0000	19.4900	3,118.40	3%			06/16/10	3%	36.85	0.00%	N/A	0.00	Long-Term	
SPONSORED ADR	40.0000	N/A	please provide							563				
1 ADR REP 10 ORD	20.0000	19.1825	383.65				08/24/10		6.15	494			Long-Term	
SYMBOL: FMCN	20.0000	19.1835	383.67				08/24/10		6.13	494			Long-Term	
80.0000	19.1828	1,534.63	24.57				08/24/10		24.57	494			Long-Term	
Cost Basis			2,301.95											
HANWHA SOLARONE CO ADR F	425.0000	0.9827	417.65	<1%			02/11/11	<1%	(3,305.24)	0.00%	(3,305.24)	0.00	Short-Term	
SPONSORED ADR	100.0000	8.7595	875.95				02/11/11		(777.68)	323			Short-Term	
1 ADR REPS 5 ORD	125.0000	8.7594	1,094.93				02/11/11		(972.09)	323			Short-Term	
SYMBOL: HSOL	200.0000	8.7600	1,752.01				02/11/11		(1,555.47)	323			Short-Term	
Cost Basis			3,722.89											

Schwab has provided accurate gain and loss information wherever possible for most investments. Cost basis data may be incomplete or unavailable for some of your holdings. Please see "Endnotes for Your Account" section for an explanation of the endnote codes and symbols on this statement.



Investment Detail - Equities (continued)

Equities (continued)	Quantity	Market Price	Market Value	Cost Basis	Units Purchased	Cost Per Share	Account Acquired	% of Assets	Unrealized Gain or (Loss)	Estimated Yield	Estimated Holding Days	Annual Income	Estimated Holding Period	Accounting Method
														Equities: First In First Out [FIFO]
HENDERSON LND DV SP ADRF SPONSORED ADR SYMBOL: HLDGY	600.0000 600.0000	4.9700 5.3949	2,982.00 3,236.95	2,982.00 3,236.95	600.0000 600.0000	4.9700 5.3949	09/16/11 ✓	3%	(254.95) (254.95)	0.00%	106	0.00	Short-Term	
HOPEWELL HLDGS SPON ADRF SPONSORED ADR 1 ADR REP 1 ORD SYMBOL: HOWWY	1,200.0000 1,200.0000	2.5571 3.1174	3,068.52 3,740.95	3,068.52 3,740.95	1,200.0000 1,200.0000	2.5571 3.1174	02/11/11 ✓	3%	(672.43) (672.43)	0.00%	323	0.00	Short-Term	
INFOSYS LTD SPON ADR F SPONSORED ADR 1 ADR REP 1 ORD SYMBOL: INFY	64.0000 64.0000	51.3800 N/A	3,288.32 please provide	3,288.32 please provide	64.0000 64.0000	51.3800 N/A	06/16/10	3%	N/A N/A	0.00%	563	0.00	Long-Term	
JA SOLAR HLDGS LTD ADR F SPONSORED ADR 1 ADR REP 3 ORD SYMBOL: JASO Cost Basis	480.0000 240.0000 240.0000	1.3400 N/A 7.7962	643.20 please provide 1,871.11	643.20 please provide 1,871.11	480.0000 240.0000 240.0000	1.3400 N/A 7.7962	02/11/11	<1%	(1,549.51) ¹ N/A (1,549.51)	0.00%	563 323	0.00	Long-Term Short-Term	
JARDINE MATHESON ADR F UNSPONSORED ADR 1 ADR REPS 1 ORD SYMBOL: JMHLY	80.0000 80.0000	47.0500 45.2418	3,764.00 3,619.35	3,764.00 3,619.35	80.0000 80.0000	47.0500 45.2418	02/11/11 ✓	3%	144.65 144.65	0.00%	323	0.00	Short-Term	
L G DISPLAY CO ADR F SPONSORED ADR 1 ADR REP 1/2 ORD SYMBOL: LPL	130.0000 130.0000	10.5300 N/A	1,368.90 please provide	1,368.90 please provide	130.0000 130.0000	10.5300 N/A	06/16/10	1%	N/A N/A	0.00%	563	0.00	Long-Term	

Schwab has provided accurate gain and loss information wherever possible for most investments. Cost basis data may be incomplete or unavailable for some of your holdings. Please see "Endnotes for Your Account" section for an explanation of the endnote codes and symbols on this statement.



charles SCHWAB

Schwab One® Account of
THE CHRIST FOUNDATION
CHINA/ASIA

G000019170507

Account Number
~~44444444~~
Statement Period
December 1-31, 2011

Accounting Method
Equities: First In First Out [FIFO]

Investment Detail - Equities (continued)

Equities (continued)	Quantity Units Purchased	Market Price Cost Per Share	Market Value Cost Basis	% of Account Assets Acquired	Unrealized Gain or (Loss)	Estimated Yield	Estimated Holding Days	Annual Income	Estimated Holding Period
LDK SOLAR CO LTD ADR F SPONSORED ADR 1 ADR REP 1 ORD SYMBOL: LDK	130.0000 130.0000	4.1900 N/A	544.70 please provide	<1% 06/16/10	N/A ¹ N/A	0.00% 563		0.00 Long-Term	
MINDRAY MED INTL ADR F SPONSORED ADR 1 ADR REP 1 CL A ORD SYMBOL: MR	75.0000 75.0000	25.6400 N/A	1,923.00 please provide	2% 06/16/10	N/A ¹ N/A	0.00% 563		0.00 Long-Term	
NEW WORLD DEVEL CO ADR F SPONSORED ADR 1 ADR REP 2 ORD SYMBOL: NDVLY	1,050.0000 1,050.0000	1.6120 3.5885	1,692.60 3,767.95	2% 02/11/11 ✓	(2,075.35) (2,075.35)	0.00% 323		0.00 Short-Term	
PATNI COMPUTER SYS ADR F SPONSORED ADR 1 ADR REPS 2 ORDS SYMBOL: PTI	259.0000 259.0000	16.3300 12.5855	4,229.47 3,259.66	4% 09/16/11 ✓	969.81 969.81	0.00% 106		0.00 Short-Term	
PERFECT WORLD CO ADR F SPONSORED ADR 1 ADR REP 5 CL B ORD SYMBOL: PWRD	170.0000 170.0000	10.4700 21.4616	1,779.90 3,648.48	2% 02/11/11 ✓	(1,868.58) (1,868.58)	0.00% 323		0.00 Short-Term	
PETROCHINA CO ADR F SPONSORED ADR 1 ADR REP 100 H SHS SYMBOL: PTR	37.0000 37.0000	124.3100 N/A	4,599.47 please provide	4% 06/16/10	N/A ¹ N/A	0.00% 563		0.00 Long-Term	
RINO INTERNATIONAL CORP SPONSORED ADR 1 ADR REP 100 H SHS SYMBOL: PTR	100.0000 100.0000	0.0300 N/A	3.00 please provide	<1% 06/16/10	N/A ¹ N/A	0.00% 563		0.00 Long-Term	

Schwab has provided accurate gain and loss information wherever possible for most investments. Cost basis data may be incomplete or unavailable for some of your holdings. Please see "Endnotes for Your Account" section for an explanation of the endnote codes and symbols on this statement.



Investment Detail - Equities (continued)

Equities (continued)	Quantity	Market Price	Market Value	% of Account Assets Acquired	Unrealized Gain or (Loss)	Estimated Yield	Estimated Holding Days	Annual Income	Estimated Holding Period	Accounting Method
										Equities: First In First Out [FIFO]
S K TELECOM LTD ADR F	200,000	13.6100	2,722.00	2%	(370.75)	0.00%	106	0.00	Short-Term	
SPONSORED ADR	200,000	15.4637	3,092.75	09/16/11	(370.75)					
1 ADR REP 1/9 ORD										
SYMBOL: SKM										
SINA CORPORATION F	60,000	52.0000	3,120.00	3%	(109.75)	0.00%	442	0.00	Long-Term	
SPONSORED ADR	60,000	53.8291	3,229.75	10/15/10	(109.75)					
SYMBOL: SINA										
SINGAPORE TFCM ADR NEW F	120,000	23.8306	2,859.67	3%	6.72	0.00%	460	0.00	Long-Term	
SPONSORED ADR	120,000	23.7745	2,852.95	09/27/10	6.72					
1 ADR REPS 10 ORDS										
SYMBOL: SGAPY										
SWIRE PAC LTD CL A ADR F	250,000	12.0709	3,017.73	3%	(653.72)	0.00%	323	0.00	Short-Term	
SPONSORED ADR	250,000	14.6858	3,671.45	02/11/11	(653.72)					
1 ADR REP 1 CL A ORD										
SYMBOL: SWRAY										
TRINA SOLAR LTD ADR F	135,000	6.6800	901.80	<1%	(3,024.90)	0.00%	442	0.00	Long-Term	
SPONSORED ADR	100,000	29.6085	2,960.85	10/15/10	(2,292.85)					
1 ADR REPS 50 ORD	35,000	27.5957	965.85	02/11/11	(732.05)					
SYMBOL: TSL										
Cost Basis			3,926.70							
UTD MICROELECTR NEW ADR F	1,675,000	2.1400	3,584.50	3%	260.72	0.00%	106	0.00	Short-Term	
SPONSORED ADR	1,675,000	1.9843	3,323.78	09/16/11	260.72					
1 ADR REP 5 ORD										
SYMBOL: UMC										
UTD OVERSEAS BK SPN ADR F	80,000	23.5530	1,884.24	2%	N/A	0.00%	563	0.00	Long-Term	
SPONSORED ADR	80,000	N/A	please provide	06/16/10	N/A					
1 ADR REP 2 ORD										
SYMBOL: UOVEY										

Schwab has provided accurate gain and loss information wherever possible for most investments. Cost basis data may be incomplete or unavailable for some of your holdings. Please see "Endnotes for Your Account" section for an explanation of the endnote codes and symbols on this statement.



charles SCHWAB

Schwab One® Account of
THE CHRIST FOUNDATION
CHINA/ASIA

G000019170607

Account Number ~~XXXXXXXXXX~~ Statement Period
December 1-31, 2011

Investment Detail - Equities (continued)

Equities (continued)	Quantity	Market Price	Market Value	% of Account Assets Acquired	Unrealized Gain or (Loss)	Estimated Yield	Estimated Holding Days	Estimated Annual Income	Accounting Method
VANCEINFO TECHS INC ADRF SPONSORED ADR 1 ADR REPS 1 ORD SYMBOL: VIT	125.0000	9.0700	1,133.75 please provide	1%	N/A ¹ N/A	0.00%	563	0.00	Equities: First In First Out [FIFO]
WHEELLOCK & CO LTD ADR F UNSPONSORED ADR 1 ADR REPS 10 ORD SYMBOL: WHLY	99.0000 99.0000	24.7727 31.8604	2,452.50 3,154.18	2%	(701.68) (701.68)	0.00%	106	0.00	
WUXI PHARMATECH ADR F SPONSORED ADR 1 ADR REP 8 ORD SYMBOL: WX	80.0000 80.0000	11.0400 N/A	883.20 please provide	<1%	N/A ¹ N/A	0.00%	563	0.00	
YANZHOU COAL MNG CO ADRF SPONSORED ADR 1 ADR REP 10 H SHS SYMBOL: YZC	124.0000 124.0000	21.2100 N/A	2,630.04 please provide	2%	N/A ¹ N/A	0.00%	563	0.00	

TOTAL EQUITIES 114,681.0000 95,070.65 80% (615,145.92) 0.00

Total Cost Basis 7,321.67

Estimated Annual Income ("EAI") and Estimated Yield ("EY") calculations are for informational purposes only. The actual income and yield might be lower or higher than the estimated amounts. EY is based upon EAI and the current price of the security and will fluctuate. For certain types of securities, the calculations could include a return of principal or capital gains in which case EAI and EY would be overstated. EY and EAI are not promptly updated to reflect when an issuer has missed a regular payment or announced changes to future payments, in which case EAI and EY will continue to display at a prior rate.

Schwab has provided accurate gain and loss information wherever possible for most investments. Cost basis data may be incomplete or unavailable for some of your holdings. Please see "Endnotes for Your Account" section for an explanation of the endnote codes and symbols on this statement.



Investment Detail - Other Assets

Other Assets	Quantity Purchased	Market Price Cost Per Share	Market Value Cost Basis	% of Account Assets Acquired	Unrealized Gain or (Loss)	Holding Days	Holding Period	Accounting Method
								Other Assets: First In First Out [FIFO]
ISHARES MSCI KOREA IDX KOREA INDEX FUND SYMBOL: EWY	90.0000 90.0000	52.2600 N/A	4,703.40 please provide	4% 06/16/10	N/A ¹ N/A	563	Long-Term	
ISHARES MSCI MALAYSIA MALAYSIA INDEX FUND SYMBOL: EWM	241.0000 241.0000	13.4000 N/A	3,229.40 please provide	3% 06/16/10	N/A ¹ N/A	563	Long-Term	
ISHARES MSCI SINGAPORE SINGAPORE FREE INDX FUND SYMBOL: EWS	215.0000 215.0000	10.8300 N/A	2,328.45 please provide	2% 06/16/10	N/A ¹ N/A	563	Long-Term	

Total Other Assets	546.0000		10,261.25	9%	N/A			
Total Cost Basis			please provide					
Total Investment Detail								
Total Account Value								
Total Cost Basis								

Transaction Detail - Dividends & Interest (including Money Market Fund dividends reinvested)

Transaction Date	Process Date	Activity	Description	Credit/(Debit)
12/02/11	12/02/11	Rdm Unissue Rts	NEW WORLD DEVEL CO ADR F: NDVLY	201.97
12/29/11	12/29/11	Cash Dividend	ISHARES MSCI KOREA IDX: EWY	33.57
12/29/11	12/29/11	Cash Dividend	ISHARES MSCI MALAYSIA: EWM	107.04

Schwab has provided accurate gain and loss information wherever possible for most investments. Cost basis data may be incomplete or unavailable for some of your holdings. Please see "Endnotes for Your Account" section for an explanation of the endnote codes and symbols on this statement.



C000019160103

Charles SCHWAB

Schwab One® Account of
THE CHRIST FOUNDATION
GROWTH 10

Account Number **██████████** Statement Period
December 1-31, 2011

Cut paper clutter. Switch to eStatements at www.schwab.com/paperless or call us today to learn more about how to receive statements only when your account has activity. Also visit www.schwab.com/premiumstatement to explore the features and benefits of this statement.

Your Schwab Consultant

Steven Brakman
VP - Financial Consultant
tel: 1(615)321-1254
email: Steven.Brakman@schwab.com

Customer Service and Account Information

Customer Service and Trading:
Call your Schwab Representative
1 (800) 435-9050

Schwab by Phone™
Automated Services:

1 (800) 435-8804

TeleBroker®:

1 (800) 272-4922

Visit Our Web Site:

schwab.com

Cost Basis Updates:

To provide updates for incomplete cost basis information, please visit schwab.com/gainloss

Market Monitor

Rates
Value Adv Money Fd SWVXX 0.01%
Sch Investor Money Fund 0.01%

Indices
Dow Jones Industrial Average 5.53%
Standard & Poor's 500 Index® 0.00%
Schwab 1000 Index® -0.61%
NASDAQ Composite Index -1.80%

001916



30/12-CTCP4816-001916-SML:37215610400 1058601 *1-2
THE CHRIST FOUNDATION
GROWTH 10
ONE BURTON HILLS BLVD
STE 100
NASHVILLE TN
37215-6104

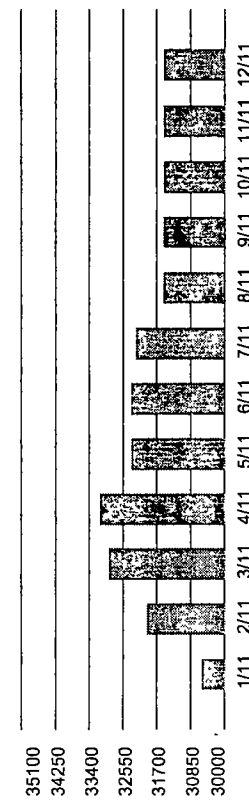
Charles SCHWAB

Schwab One® Account of
THE CHRIST FOUNDATION
GROWTH 10

Account Number [REDACTED] Statement Period
December 1-31, 2011

Change in Account Value Account Value (\$) Over Last 12 Months

	This Period	Year to Date
Starting Value	\$ 31,543.92	\$ 30,199.73
Cash Value of Purchases & Sales	0.00	30,028.60
Investments Purchased/Sold	0.00	(30,028.60)
Deposits & Withdrawals	0.00	(106.59)
Dividends & Interest	0.30	191.03
Fees & Charges	0.00	0.00
Transfers	0.00	0.00
Income Reinvested	0.00	0.00
Change in Value of Investments	0.00	1,260.05
Ending Value on 12/31/2011	\$ 31,544.22	\$ 31,544.22



Total Change in Account Value: \$ 1,344.30 (4.26%)
 Total Deposits/Withdrawals: \$ 0.00 (0.00%)

Asset Composition

	Market Value	% of Account Assets
Cash	\$ 31,544.22	100%
Total Assets Long	\$ 31,544.22	100%

Gain or (Loss) Summary

Realized Gain or (Loss) This Period	Unrealized Gain or (Loss)
Short Term \$0.00	All Investments \$0.00
Long Term \$0.00	Values may not reflect all of your gains/losses

Schwab has provided accurate gain and loss information wherever possible for most investments. Cost basis data may be incomplete or unavailable for some of your holdings. Please see "Endnotes for Your Account" section for an explanation of the endnote codes and symbols on this statement.





G000019160303

Charles SCHWAB

Schwab One® Account of
THE CHRIST FOUNDATION
GROWTH 10

Account Number [REDACTED]
Statement Period
December 1-31, 2011

Year to Date

Income Summary	This Period		Year to Date	
	Federally Tax-Exempt	Federally Taxable	Federally Tax-Exempt	Federally Taxable
Schwab One Interest	0.00	0.30	0.00	1.47
Cash Dividends	0.00	0.00	0.00	189.56

Investment Detail - Cash

Cash	Market Value	% of Account Assets
Cash	31,544.22	100%

Transaction Detail - Dividends & Interest (including Money Market Fund dividends reinvested)

Transaction Date	Process Date	Activity	Description	Credit/(Debit)
12/29/11	12/29/11	Credit Interest	SCHWAB1 INT 11/29-12/28	0.30

11/29 through 12/28 \$0.30 based on 010% average Schwab One interest rate paid on 30 days in which your account had an average daily balance of \$31,544.06

Schwab has provided accurate gain and loss information wherever possible for most investments. Cost basis data may be incomplete or unavailable for some of your holdings. Please see "Endnotes for Your Account" section for an explanation of the endnote codes and symbols on this statement.



REALIZED CAPITAL GAINS/LOSSES
93 - CHRIST FOUNDATION G10
 From January 1, 2011 To December 31, 2011

Purch Date	Sell Date	Security ID	Security Description	Shares/Par	Proceeds (Base)	Cost (Base)	Realized Gain/Loss (Base)
Short Term							
11/19/2010	4/7/2011	JNPR	JUNIPER NETWORKS INC	80 0000	3,116 58	2,754 55	362 03
10/26/2010	4/11/2011	F	FORD MTR CO DEL	190 0000	2,801 47	2,661 35	140 12
10/26/2010	8/1/2011	MUR	MURPHY OIL CORP	40 0000	2,521 84	2,625 75	(103 91)
11/19/2010	8/1/2011	BTU	PEABODY ENERGY CORP	50 0000	2,810 49	2,849 45	(38 96)
10/26/2010	8/1/2011	ROK	ROCKWELL AUTOMATION INC	40 0000	2,842 99	2,555 75	287 24
10/26/2010	8/1/2011	UNH	UNITEDHEALTH GROUP INC	70 0000	3,206 08	2,629 75	576 33
9/17/2010	8/1/2011	WYNN	WYNN RESORTS LTD	20 0000	3,067 99	1,851 35	1,216 64
11/19/2010	8/16/2011	AAPL	APPLE COMPUTER INC	9 0000	3,408 46	2,767 00	641 46
5/3/2011	8/16/2011	FDO	FAMILY DLR STORES INC	61 0000	3,133 70	3,301 12	(167 42)
11/19/2010	8/16/2011	FCX	FREEPORT-MCMORAN COPPER &	60 0000	2,762 99	2,967 55	(204 56)
12/16/2010	8/16/2011	MA	MASTERCARD INC	11 0000	3,657 05	2,801 85	855 20
Total Short Term Gains							4,079 02
Total Short Term Losses							(514 85)
Subtotal Short Term							33,329 64
GRAND TOTAL:							29,765.47
							3,564.17

REALIZED CAPITAL GAINS/LOSSES
95 - CHRIST FDN CHINA/ASIA
 From January 1, 2011 To December 31, 2011

Purch Date	Sell Date	Security ID	Security Description	Shares/Par	Proceeds (Base)	Cost (Base)	Realized Gain/Loss (Base)
Short Term							
4/22/2010	1/13/2011	ASIA	ASIAINFO HLDGS INC	83 3333	1,603 48	2,391 67	(788 19)
1/3/2011	1/13/2011	ASIA	ASIAINFO HLDGS INC	416 6667	8,017 40	7,519 96	497 44
2/25/2010	2/11/2011	HMIN	HOME INNS & HOTELS MGMT I	70 0000	2,368 90	2,326 10	42 80
6/4/2010	2/11/2011	EDU	NEW ORIENTAL ED & TECH GR	24 0000	2,257 80	2,248 56	9 24
2/25/2010	2/11/2011	WIT	WIPRO LTD	166 0000	2,099 37	2,096 57	2 80
1/3/2011	9/16/2011	ASIA	ASIAINFO HLDGS INC	83 3333	943 43	1,503 99	(560 56)
10/15/2010	9/16/2011	SNP	CHINA PETE & CHEM CORP	46 0000	4,461 24	4,409 65	51 59
Total Short Term Gains							603.87
Total Short Term Losses							(1,348.75)
Subtotal Short Term					21,751 62	22,496 50	(744.88)
Long Term							
5/14/2007	2/11/2011	BIDU	BAIDU COM INC	11 5076	1,486 34	155 92	1,330 42
5/23/2007	2/11/2011	BIDU	BAIDU COM INC	5 8333	753 44	78 60	674 84
4/24/2008	2/11/2011	BIDU	BAIDU COM INC	17 6591	2,280 88	602 09	1,678 79
1/6/2010	2/11/2011	INP	BARCLAYS BK PLC	40 0000	2,568 20	2,700 69	(132 49)
4/23/2009	2/11/2011	ZNH	CHINA SOUTHN AIRLRS LTD	114 0000	2,849 20	1,536 93	1,312 27
3/16/2009	2/11/2011	LFT	LONGTOP FINL TECHNOLOGIES	40 0000	1,322 62	778 00	544 62
4/22/2010	9/16/2011	ASIA	ASIAINFO HLDGS INC	16 6667	188 69	478 33	(289 64)
5/14/2007	9/16/2011	BIDU	BAIDU COM INC	11 5076	1,676 44	155 93	1,520 51
5/23/2007	9/16/2011	BIDU	BAIDU COM INC	5 8334	849 82	78 60	771 22
4/24/2008	9/16/2011	BIDU	BAIDU COM INC	17 6590	2,572 59	602 08	1,970 51
3/2/2010	9/16/2011	CEA	CHINA EASTN AIRLRS LTD	160 0000	3,227 30	3,235 99	(8 69)
9/14/2009	9/16/2011	FMCN	FOCUS MEDIA HLDG LTD	133 3333	4,093 15	1,413 32	2,679 83
8/24/2010	9/16/2011	FMCN	FOCUS MEDIA HLDG LTD	55 5556	1,705 48	1,065 71	639 77
8/24/2010	9/16/2011	FMCN	FOCUS MEDIA HLDG LTD	11 1111	341 10	213 15	127 95
5/2/2008	9/16/2011	INFY	INFOSYS TECHNOLOGIES LTD	41 0000	2,049 62	1,847 05	202 57
4/23/2009	9/16/2011	YZC	YANZHOU COAL MNG CO LTD	136 0000	3,593 76	1,316 21	2,277 55
12/7/2009	11/3/2011	HRBN	HARBIN ELECTRIC INC	56 0000	1,344 00	1,246 54	97 46
Total Long Term Gains							15,828.31
Total Long Term Losses							(430.82)
Subtotal Long Term					32,902.63	17,505 14	15,397.49
GRAND TOTAL:					54,654.25	40,001.64	14,652.61