



See a Social Security Number? Say Something!
Report Privacy Problems to <https://public.resource.org/privacy>
Or call the IRS Identity Theft Hotline at 1-800-908-4490



Return of Private Foundation
or Section 4947(a)(1) Nonexempt Charitable Trust
Treated as a Private Foundation

2011

Note. The foundation may be able to use a copy of this return to satisfy state reporting requirements.

For calendar year 2011 or tax year beginning

, and ending

Name of foundation

THE ERICKSON FOUNDATION

Number and street (or P O box number if mail is not delivered to street address)

400 MARKET STREET

Room/suite

City or town, state, and ZIP code

PARKERSBURG, WV 26101

A Employer identification number

55-0722731

B Telephone number

(304) 485-2051

C If exemption application is pending, check here ☐D 1 Foreign organizations, check here ☐2 Foreign organizations meeting the 85% test, check here and attach computation ☐E If private foundation status was terminated under section 507(b)(1)(A), check here ☐F If the foundation is in a 60-month termination under section 507(b)(1)(B), check here ☐

G Check all that apply:

☐ Initial return☐ Initial return of a former public charity☐ Final return☐ Amended return☐ Address change☐ Name change

H Check type of organization:

☒ Section 501(c)(3) exempt private foundation☐ Section 4947(a)(1) nonexempt charitable trust☐ Other taxable private foundation

I Fair market value of all assets at end of year

(from Part II, col. (c), line 16)

\$ 3,468,309.

J Accounting method:

☒ Cash☐ Accrual☐ Other (specify)

(Part I, column (d) must be on cash basis)

Part I Analysis of Revenue and Expenses

(The total of amounts in columns (b), (c), and (d) may not necessarily equal the amounts in column (a))

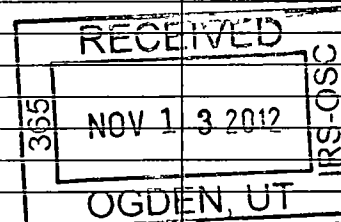
(a) Revenue and expenses per books

(b) Net investment income

(c) Adjusted net income

(d) Disbursements for charitable purposes (cash basis only)

Revenue	1 Contributions, gifts, grants, etc., received			N/A	
	2 Check <input checked="" type="checkbox"/> if the foundation is not required to attach Sch. B				
	3 Interest on savings and temporary cash investments				
	4 Dividends and interest from securities	2,695.	2,695.		STATEMENT 1
	5a Gross rents	263,639.	263,639.		STATEMENT 2
	b Net rental income or (loss) -36,495.				STATEMENT 3
	6a Net gain or (loss) from sale of assets not on line 10	3,794.			
	b Gross sales price for all assets on line 6a 37,122.				
	7 Capital gain net income (from Part IV, line 2)		3,794.		
	8 Net short-term capital gain				
9 Income modifications					
10a Gross sales less returns and allowances					
b Less Cost of goods sold					
c Gross profit or (loss)					
11 Other income	4,872.	4,872.		STATEMENT 4	
12 Total. Add lines 1 through 11	275,000.	275,000.			
Operating and Administrative Expenses	13 Compensation of officers, directors, trustees, etc	0.	0.		0.
	14 Other employee salaries and wages	62,303.	62,303.		0.
	15 Pension plans, employee benefits	27,487.	27,487.		0.
	16a Legal fees				
	b Accounting fees STMT 5	3,750.	3,750.		0.
	c Other professional fees STMT 6	2,694.	2,694.		0.
	17 Interest				
	18 Taxes STMT 7	40,411.	40,411.		0.
	19 Depreciation and depletion	75,160.	75,160.		
	20 Occupancy	34,147.	34,147.		0.
	21 Travel, conferences, and meetings	2,804.	2,804.		0.
	22 Printing and publications				
	23 Other expenses STMT 8	57,863.	57,863.		0.
	24 Total operating and administrative expenses. Add lines 13 through 23	306,619.	306,619.		0.
	25 Contributions, gifts, grants paid	50,000.			50,000.
26 Total expenses and disbursements. Add lines 24 and 25	356,619.	306,619.		50,000.	
27 Subtract line 26 from line 12:					
a Excess of revenue over expenses and disbursements	-81,619.				
b Net investment income (if negative, enter -0-)		0.			
c Adjusted net income (if negative, enter -0-)			N/A		



Part II Balance Sheets		Attached schedules and amounts in the description column should be for end-of-year amounts only		Beginning of year	End of year	
				(a) Book Value	(b) Book Value	(c) Fair Market Value
Assets	1	Cash - non-interest-bearing		76,604.	8,253.	8,253.
	2	Savings and temporary cash investments		36,949.	5,084.	5,084.
	3	Accounts receivable ▶ 512,638.				
		Less: allowance for doubtful accounts ▶		505,093.	512,638.	
	4	Pledges receivable ▶				
		Less: allowance for doubtful accounts ▶				
	5	Grants receivable				
	6	Receivables due from officers, directors, trustees, and other disqualified persons				
	7	Other notes and loans receivable ▶				
		Less: allowance for doubtful accounts ▶				
	8	Inventories for sale or use				
	9	Prepaid expenses and deferred charges		1,530.	1,530.	1,530.
	10a	Investments - U.S. and state government obligations				
	b	Investments - corporate stock STMT 9		79,309.	63,024.	65,200.
	c	Investments - corporate bonds STMT 10		3,061.	6,696.	5,716.
11	Investments - land, buildings, and equipment: basis ▶ 4,292,225.					
	Less accumulated depreciation ▶ 1,296,978.		2,969,847.	2,995,247.	3,350,104.	
12	Investments - mortgage loans					
13	Investments - other					
14	Land, buildings, and equipment: basis ▶					
	Less accumulated depreciation ▶					
15	Other assets (describe ▶ STATEMENT 11)		34,020.	32,422.	32,422.	
16	Total assets (to be completed by all filers)		3,706,413.	3,624,894.	3,468,309.	
Liabilities	17	Accounts payable and accrued expenses		338.	438.	
	18	Grants payable				
	19	Deferred revenue				
	20	Loans from officers, directors, trustees, and other disqualified persons				
	21	Mortgages and other notes payable				
	22	Other liabilities (describe ▶)				
23	Total liabilities (add lines 17 through 22)		338.	438.		
Net Assets or Fund Balances	Foundations that follow SFAS 117, check here ▶ <input checked="" type="checkbox"/> and complete lines 24 through 26 and lines 30 and 31.					
	24	Unrestricted		3,706,075.	3,624,456.	
	25	Temporarily restricted				
	26	Permanently restricted				
	Foundations that do not follow SFAS 117, check here ▶ <input type="checkbox"/> and complete lines 27 through 31.					
	27	Capital stock, trust principal, or current funds				
	28	Paid-in or capital surplus, or land, bldg., and equipment fund				
	29	Retained earnings, accumulated income, endowment, or other funds				
30	Total net assets or fund balances		3,706,075.	3,624,456.		
31	Total liabilities and net assets/fund balances		3,706,413.	3,624,894.		

Part III Analysis of Changes in Net Assets or Fund Balances

1	Total net assets or fund balances at beginning of year - Part II, column (a), line 30 (must agree with end-of-year figure reported on prior year's return)	1	3,706,075.
2	Enter amount from Part I, line 27a	2	-81,619.
3	Other increases not included in line 2 (itemize) ▶	3	0.
4	Add lines 1, 2, and 3	4	3,624,456.
5	Decreases not included in line 2 (itemize) ▶	5	0.
6	Total net assets or fund balances at end of year (line 4 minus line 5) - Part II, column (b), line 30	6	3,624,456.

Part IV Capital Gains and Losses for Tax on Investment Income

(a) List and describe the kind(s) of property sold (e.g., real estate, 2-story brick warehouse; or common stock, 200 shs. MLC Co.)	(b) How acquired P - Purchase D - Donation	(c) Date acquired (mo., day, yr.)	(d) Date sold (mo., day, yr.)
1a			
b SEE ATTACHED STATEMENT			
c			
d			
e			

(e) Gross sales price	(f) Depreciation allowed (or allowable)	(g) Cost or other basis plus expense of sale	(h) Gain or (loss) (e) plus (f) minus (g)
a			
b			
c			
d			
e 37,122.		33,328.	3,794.

Complete only for assets showing gain in column (h) and owned by the foundation on 12/31/69

(i) F.M.V. as of 12/31/69	(j) Adjusted basis as of 12/31/69	(k) Excess of col. (i) over col. (j), if any	(l) Gains (Col. (h) gain minus col. (k), but not less than -0-) or Losses (from col. (h))
a			
b			
c			
d			
e			3,794.

2 Capital gain net income or (net capital loss)	<div> <div>If gain, also enter in Part I, line 7</div> <div>If (loss), enter -0- in Part I, line 7</div> </div>	2	3,794.
3 Net short-term capital gain or (loss) as defined in sections 1222(5) and (6): If gain, also enter in Part I, line 8, column (c). If (loss), enter -0- in Part I, line 8		3	N/A

Part V Qualification Under Section 4940(e) for Reduced Tax on Net Investment Income

(For optional use by domestic private foundations subject to the section 4940(a) tax on net investment income.)

If section 4940(d)(2) applies, leave this part blank.

Was the foundation liable for the section 4942 tax on the distributable amount of any year in the base period?

☐ Yes ☒ No

If "Yes," the foundation does not qualify under section 4940(e). Do not complete this part.

1 Enter the appropriate amount in each column for each year; see instructions before making any entries.

(a) Base period years Calendar year (or tax year beginning in)	(b) Adjusted qualifying distributions	(c) Net value of noncharitable-use assets	(d) Distribution ratio (col. (b) divided by col. (c))
2010	25,000.	3,420,126.	.007310
2009	136,000.	3,647,921.	.037282
2008	789,970.	3,964,495.	.199261
2007	286,077.	5,331,225.	.053661
2006	304,234.	5,646,465.	.053880

2 Total of line 1, column (d)	2	.351394
3 Average distribution ratio for the 5-year base period - divide the total on line 2 by 5, or by the number of years the foundation has been in existence if less than 5 years	3	.070279
4 Enter the net value of noncharitable-use assets for 2011 from Part X, line 5	4	3,504,200.
5 Multiply line 4 by line 3	5	246,272.
6 Enter 1% of net investment income (1% of Part I, line 27b)	6	0.
7 Add lines 5 and 6	7	246,272.
8 Enter qualifying distributions from Part XII, line 4	8	50,000.

If line 8 is equal to or greater than line 7, check the box in Part VI, line 1b, and complete that part using a 1% tax rate.
See the Part VI instructions.

Part VI Excise Tax Based on Investment Income (Section 4940(a), 4940(b), 4940(e), or 4948 - see instructions)

1a Exempt operating foundations described in section 4940(d)(2), check here <input type="checkbox"/> and enter "N/A" on line 1. Date of ruling or determination letter: _____ (attach copy of letter if necessary-see instructions)		1	0.
b Domestic foundations that meet the section 4940(e) requirements in Part V, check here <input type="checkbox"/> and enter 1% of Part I, line 27b			
c All other domestic foundations enter 2% of line 27b. Exempt foreign organizations enter 4% of Part I, line 12, col. (b).			
2 Tax under section 511 (domestic section 4947(a)(1) trusts and taxable foundations only. Others enter -0-)		2	0.
3 Add lines 1 and 2		3	0.
4 Subtitle A (income) tax (domestic section 4947(a)(1) trusts and taxable foundations only. Others enter -0-)		4	0.
5 Tax based on investment income. Subtract line 4 from line 3. If zero or less, enter -0-		5	0.
6 Credits/Payments:			
a 2011 estimated tax payments and 2010 overpayment credited to 2011	6a	1,530.	
b Exempt foreign organizations - tax withheld at source	6b		
c Tax paid with application for extension of time to file (Form 8868)	6c		
d Backup withholding erroneously withheld	6d		
7 Total credits and payments. Add lines 6a through 6d	7	1,530.	
8 Enter any penalty for underpayment of estimated tax. Check here <input type="checkbox"/> if Form 2220 is attached	8		
9 Tax due. If the total of lines 5 and 8 is more than line 7, enter amount owed	9		
10 Overpayment. If line 7 is more than the total of lines 5 and 8, enter the amount overpaid	10	1,530.	
11 Enter the amount of line 10 to be: Credited to 2012 estimated tax <input type="checkbox"/> 1,530. Refunded <input type="checkbox"/>	11	0.	

Part VII-A Statements Regarding Activities

	Yes	No
1a During the tax year, did the foundation attempt to influence any national, state, or local legislation or did it participate or intervene in any political campaign?		X
1b Did it spend more than \$100 during the year (either directly or indirectly) for political purposes (see instructions for definition)? If the answer is "Yes" to 1a or 1b, attach a detailed description of the activities and copies of any materials published or distributed by the foundation in connection with the activities		X
1c Did the foundation file Form 1120-POL for this year?		X
d Enter the amount (if any) of tax on political expenditures (section 4955) imposed during the year: (1) On the foundation. <input type="checkbox"/> \$ 0. (2) On foundation managers. <input type="checkbox"/> \$ 0.		
e Enter the reimbursement (if any) paid by the foundation during the year for political expenditure tax imposed on foundation managers. <input type="checkbox"/> \$ 0.		
2 Has the foundation engaged in any activities that have not previously been reported to the IRS? If "Yes," attach a detailed description of the activities.		X
3 Has the foundation made any changes, not previously reported to the IRS, in its governing instrument, articles of incorporation, or bylaws, or other similar instruments? If "Yes," attach a conformed copy of the changes		X
4a Did the foundation have unrelated business gross income of \$1,000 or more during the year?		X
b If "Yes," has it filed a tax return on Form 990-T for this year?		
5 Was there a liquidation, termination, dissolution, or substantial contraction during the year? If "Yes," attach the statement required by General Instruction T.		X
6 Are the requirements of section 508(e) (relating to sections 4941 through 4945) satisfied either: • By language in the governing instrument, or • By state legislation that effectively amends the governing instrument so that no mandatory directions that conflict with the state law remain in the governing instrument?	X	
7 Did the foundation have at least \$5,000 in assets at any time during the year? If "Yes," complete Part II, col. (c), and Part XV	X	
8a Enter the states to which the foundation reports or with which it is registered (see instructions) <input type="checkbox"/> WV		
b If the answer is "Yes" to line 7, has the foundation furnished a copy of Form 990-PF to the Attorney General (or designate) of each state as required by General Instruction G? If "No," attach explanation	X	
9 Is the foundation claiming status as a private operating foundation within the meaning of section 4942(j)(3) or 4942(j)(5) for calendar year 2011 or the taxable year beginning in 2011 (see instructions for Part XIV)? If "Yes," complete Part XIV		X
10 Did any persons become substantial contributors during the tax year? If "Yes," attach a schedule listing their names and addresses		X

N/A

Part VII-A Statements Regarding Activities (continued)

11	At any time during the year, did the foundation, directly or indirectly, own a controlled entity within the meaning of section 512(b)(13)? If "Yes," attach schedule (see instructions)	11		X
12	Did the foundation make a distribution to a donor advised fund over which the foundation or a disqualified person had advisory privileges? If "Yes," attach statement (see instructions)	12		X
13	Did the foundation comply with the public inspection requirements for its annual returns and exemption application? Website address ► <u>N/A</u>	13	X	
14	The books are in care of ► <u>THE ERICKSON FOUNDATION</u> Telephone no. ► <u>304-428-8091</u> Located at ► <u>P.O. BOX 184, PARKERSBURG, WV</u> ZIP+4 ► <u>26102</u>			
15	Section 4947(a)(1) nonexempt charitable trusts filing Form 990-PF in lieu of Form 1041 - Check here and enter the amount of tax-exempt interest received or accrued during the year ► 15 <u>N/A</u>			
16	At any time during calendar year 2011, did the foundation have an interest in or a signature or other authority over a bank, securities, or other financial account in a foreign country? See the instructions for exceptions and filing requirements for Form TD F 90-22.1. If "Yes," enter the name of the foreign country ►	16	Yes	No X

Part VII-B Statements Regarding Activities for Which Form 4720 May Be Required

File Form 4720 if any item is checked in the "Yes" column, unless an exception applies.

		Yes	No
1a	During the year did the foundation (either directly or indirectly):		
(1)	Engage in the sale or exchange, or leasing of property with a disqualified person? <input checked="" type="checkbox"/> Yes <input type="checkbox"/> No		
(2)	Borrow money from, lend money to, or otherwise extend credit to (or accept it from) a disqualified person? <input type="checkbox"/> Yes <input checked="" type="checkbox"/> No		
(3)	Furnish goods, services, or facilities to (or accept them from) a disqualified person? <input type="checkbox"/> Yes <input checked="" type="checkbox"/> No		
(4)	Pay compensation to, or pay or reimburse the expenses of, a disqualified person? <input checked="" type="checkbox"/> Yes <input type="checkbox"/> No		
(5)	Transfer any income or assets to a disqualified person (or make any of either available for the benefit or use of a disqualified person)? <input type="checkbox"/> Yes <input checked="" type="checkbox"/> No		
(6)	Agree to pay money or property to a government official? (Exception. Check "No" if the foundation agreed to make a grant to or to employ the official for a period after termination of government service, if terminating within 90 days.) <input type="checkbox"/> Yes <input checked="" type="checkbox"/> No		
b	If any answer is "Yes" to 1a(1)-(6), did any of the acts fail to qualify under the exceptions described in Regulations section 53.4941(d)-3 or in a current notice regarding disaster assistance (see instructions)? Organizations relying on a current notice regarding disaster assistance check here ► <input type="checkbox"/>	1b	X
c	Did the foundation engage in a prior year in any of the acts described in 1a, other than excepted acts, that were not corrected before the first day of the tax year beginning in 2011?	1c	X
2	Taxes on failure to distribute income (section 4942) (does not apply for years the foundation was a private operating foundation defined in section 4942(j)(3) or 4942(j)(5)):		
a	At the end of tax year 2011, did the foundation have any undistributed income (lines 6d and 6e, Part XIII) for tax year(s) beginning before 2011? <input type="checkbox"/> Yes <input checked="" type="checkbox"/> No If "Yes," list the years ► _____		
b	Are there any years listed in 2a for which the foundation is not applying the provisions of section 4942(a)(2) (relating to incorrect valuation of assets) to the year's undistributed income? (If applying section 4942(a)(2) to all years listed, answer "No" and attach statement - see instructions.) <u>N/A</u>	2b	
c	If the provisions of section 4942(a)(2) are being applied to any of the years listed in 2a, list the years here. ► _____		
3a	Did the foundation hold more than a 2% direct or indirect interest in any business enterprise at any time during the year? <input type="checkbox"/> Yes <input checked="" type="checkbox"/> No		
b	If "Yes," did it have excess business holdings in 2011 as a result of (1) any purchase by the foundation or disqualified persons after May 26, 1969; (2) the lapse of the 5-year period (or longer period approved by the Commissioner under section 4943(c)(7)) to dispose of holdings acquired by gift or bequest; or (3) the lapse of the 10-, 15-, or 20-year first phase holding period? (Use Schedule C, Form 4720, to determine if the foundation had excess business holdings in 2011) <u>N/A</u>	3b	
4a	Did the foundation invest during the year any amount in a manner that would jeopardize its charitable purposes?	4a	X
b	Did the foundation make any investment in a prior year (but after December 31, 1969) that could jeopardize its charitable purpose that had not been removed from jeopardy before the first day of the tax year beginning in 2011?	4b	X

Form 990-PF (2011)

Part VII-B Statements Regarding Activities for Which Form 4720 May Be Required (continued)

5a During the year did the foundation pay or incur any amount to:

(1) Carry on propaganda, or otherwise attempt to influence legislation (section 4945(e))?

☐ Yes ☒ No

(2) Influence the outcome of any specific public election (see section 4955); or to carry on, directly or indirectly, any voter registration drive?

☐ Yes ☒ No

(3) Provide a grant to an individual for travel, study, or other similar purposes?

☐ Yes ☒ No

(4) Provide a grant to an organization other than a charitable, etc., organization described in section 509(a)(1), (2), or (3), or section 4940(d)(2)?

☐ Yes ☒ No

(5) Provide for any purpose other than religious, charitable, scientific, literary, or educational purposes, or for the prevention of cruelty to children or animals?

☐ Yes ☒ No

b If any answer is "Yes" to 5a(1)-(5), did any of the transactions fail to qualify under the exceptions described in Regulations section 53.4945 or in a current notice regarding disaster assistance (see instructions)?

N/A

5b

c If the answer is "Yes" to question 5a(4), does the foundation claim exemption from the tax because it maintained expenditure responsibility for the grant?

N/A

☐ Yes ☐ No

If "Yes," attach the statement required by Regulations section 53.4945-5(d)

6a Did the foundation, during the year, receive any funds, directly or indirectly, to pay premiums on a personal benefit contract?

☐ Yes ☒ No

6b

b Did the foundation, during the year, pay premiums, directly or indirectly, on a personal benefit contract?

X

If "Yes" to 6b, file Form 8870.

7a At any time during the tax year, was the foundation a party to a prohibited tax shelter transaction?

☐ Yes ☒ No

7b

b If "Yes," did the foundation receive any proceeds or have any net income attributable to the transaction?

N/A

Part VIII Information About Officers, Directors, Trustees, Foundation Managers, Highly Paid Employees, and Contractors

1 List all officers, directors, trustees, foundation managers and their compensation.

(a) Name and address	(b) Title, and average hours per week devoted to position	(c) Compensation (If not paid, enter -0-)	(d) Contributions to employee benefit plans and deferred compensation	(e) Expense account, other allowances
CHARLES F. ERICKSON	TRUSTEE			
3232 N. OCEAN BLVD				
GULFSTREAM, FL 33483	20.00	0.	12,314.	8,000.

2 Compensation of five highest-paid employees (other than those included on line 1). If none, enter "NONE."

(a) Name and address of each employee paid more than \$50,000	(b) Title, and average hours per week devoted to position	(c) Compensation	(d) Contributions to employee benefit plans and deferred compensation	(e) Expense account, other allowances
NONE				

Total number of other employees paid over \$50,000

0

Form 990-PF (2011)

Part X Minimum Investment Return (All domestic foundations must complete this part. Foreign foundations, see instructions.)

1	Fair market value of assets not used (or held for use) directly in carrying out charitable, etc., purposes:		
a	Average monthly fair market value of securities	1a	85,934.
b	Average of monthly cash balances	1b	56,879.
c	Fair market value of all other assets	1c	3,414,750.
d	Total (add lines 1a, b, and c)	1d	3,557,563.
e	Reduction claimed for blockage or other factors reported on lines 1a and 1c (attach detailed explanation)	1e	0.
2	Acquisition indebtedness applicable to line 1 assets	2	0.
3	Subtract line 2 from line 1d	3	3,557,563.
4	Cash deemed held for charitable activities. Enter 1 1/2% of line 3 (for greater amount, see instructions)	4	53,363.
5	Net value of noncharitable-use assets. Subtract line 4 from line 3. Enter here and on Part V, line 4	5	3,504,200.
6	Minimum investment return. Enter 5% of line 5	6	175,210.

Part XI Distributable Amount (see instructions) (Section 4942(j)(3) and (j)(5) private operating foundations and certain foreign organizations check here ☐ and do not complete this part.)

1	Minimum investment return from Part X, line 6	1	175,210.
2a	Tax on investment income for 2011 from Part VI, line 5	2a	
b	Income tax for 2011. (This does not include the tax from Part VI.)	2b	
c	Add lines 2a and 2b	2c	0.
3	Distributable amount before adjustments. Subtract line 2c from line 1	3	175,210.
4	Recoveries of amounts treated as qualifying distributions	4	0.
5	Add lines 3 and 4	5	175,210.
6	Deduction from distributable amount (see instructions)	6	0.
7	Distributable amount as adjusted. Subtract line 6 from line 5. Enter here and on Part XIII, line 1	7	175,210.

Part XII Qualifying Distributions (see instructions)

1	Amounts paid (including administrative expenses) to accomplish charitable, etc., purposes:		
a	Expenses, contributions, gifts, etc. - total from Part I, column (d), line 26	1a	50,000.
b	Program-related investments - total from Part IX-B	1b	0.
2	Amounts paid to acquire assets used (or held for use) directly in carrying out charitable, etc., purposes	2	
3	Amounts set aside for specific charitable projects that satisfy the:		
a	Suitability test (prior IRS approval required)	3a	
b	Cash distribution test (attach the required schedule)	3b	
4	Qualifying distributions. Add lines 1a through 3b. Enter here and on Part V, line 8, and Part XIII, line 4	4	50,000.
5	Foundations that qualify under section 4940(e) for the reduced rate of tax on net investment income. Enter 1% of Part I, line 27b	5	0.
6	Adjusted qualifying distributions. Subtract line 5 from line 4	6	50,000.

Note. The amount on line 6 will be used in Part V, column (b), in subsequent years when calculating whether the foundation qualifies for the section 4940(e) reduction of tax in those years.

Part XIII Undistributed Income (see instructions)

	(a) Corpus	(b) Years prior to 2010	(c) 2010	(d) 2011
1 Distributable amount for 2011 from Part XI, line 7				175,210.
2 Undistributed income, if any, as of the end of 2011				
a Enter amount for 2010 only			0.	
b Total for prior years:		0.		
3 Excess distributions carryover, if any, to 2011:				
a From 2006				
b From 2007				
c From 2008	136,545.			
d From 2009				
e From 2010				
f Total of lines 3a through e	136,545.			
4 Qualifying distributions for 2011 from Part XII, line 4: ► \$ 50,000.				
a Applied to 2010, but not more than line 2a			0.	
b Applied to undistributed income of prior years (Election required - see instructions)		0.		
c Treated as distributions out of corpus (Election required - see instructions)	0.			
d Applied to 2011 distributable amount				50,000.
e Remaining amount distributed out of corpus	0.			
5 Excess distributions carryover applied to 2011 (If an amount appears in column (d), the same amount must be shown in column (a))	125,210.			125,210.
6 Enter the net total of each column as indicated below:				
a Corpus Add lines 3f, 4c, and 4e Subtract line 5	11,335.			
b Prior years' undistributed income. Subtract line 4b from line 2b		0.		
c Enter the amount of prior years' undistributed income for which a notice of deficiency has been issued, or on which the section 4942(a) tax has been previously assessed		0.		
d Subtract line 6c from line 6b. Taxable amount - see instructions		0.		
e Undistributed income for 2010. Subtract line 4a from line 2a. Taxable amount - see instr.			0.	
f Undistributed income for 2011. Subtract lines 4d and 5 from line 1. This amount must be distributed in 2012				0.
7 Amounts treated as distributions out of corpus to satisfy requirements imposed by section 170(b)(1)(F) or 4942(g)(3)	0.			
8 Excess distributions carryover from 2006 not applied on line 5 or line 7	0.			
9 Excess distributions carryover to 2012. Subtract lines 7 and 8 from line 6a	11,335.			
10 Analysis of line 9:				
a Excess from 2007				
b Excess from 2008	11,335.			
c Excess from 2009				
d Excess from 2010				
e Excess from 2011				

Part XIV Private Operating Foundations (see instructions and Part VII-A, question 9)

N/A

- 1 a** If the foundation has received a ruling or determination letter that it is a private operating foundation, and the ruling is effective for 2011, enter the date of the ruling

- b** Check box to indicate whether the foundation is a private operating foundation described in section

--	--

☐ 4942(j)(3) or ☐ 4942(j)(5)

Part XV Supplementary Information (continued)**3 Grants and Contributions Paid During the Year or Approved for Future Payment**

Recipient Name and address (home or business)	If recipient is an individual, show any relationship to any foundation manager or substantial contributor	Foundation status of recipient	Purpose of grant or contribution	Amount
a Paid during the year				
WVU FOUNDATION ONE WATERFRONT PLACE - 7TH FLOOR MORGANTOWN, WV 26507-1650	N/A	PUBLIC CHARITY	DESIGNATED TO THE ERICKSON ALUMNI ASSOCIATION BUILDING.	25,000.
MAYO CLINIC 200 FIRST STREET SW ROCHESTER, MN 55905	N/A	PUBLIC CHARITY	DESIGNATED TO THE ERICKSON HAIR AND SKIN CARE CENTER	25,000.
Total			▶ 3a	50,000.
b Approved for future payment				
NONE				
Total			▶ 3b	0.

Information Regarding Transfers To and Transactions and Relationships With Noncharitable Exempt Organizations




		Yes	No
1	Did the organization directly or indirectly engage in any of the following with any other organization described in section 501(c) of the Code (other than section 501(c)(3) organizations) or in section 527, relating to political organizations?		
a	Transfers from the reporting foundation to a noncharitable exempt organization of:		
	(1) Cash	1a(1)	X
	(2) Other assets	1a(2)	X
b	Other transactions:		
	(1) Sales of assets to a noncharitable exempt organization	1b(1)	X
	(2) Purchases of assets from a noncharitable exempt organization	1b(2)	X
	(3) Rental of facilities, equipment, or other assets	1b(3)	X
	(4) Reimbursement arrangements	1b(4)	X
	(5) Loans or loan guarantees	1b(5)	X
	(6) Performance of services or membership or fundraising solicitations	1b(6)	X
c	Sharing of facilities, equipment, mailing lists, other assets, or paid employees	1c	X
d	If the answer to any of the above is "Yes," complete the following schedule. Column (b) should always show the fair market value of the goods, other assets, or services given by the reporting foundation. If the foundation received less than fair market value in any transaction or sharing arrangement, show in column (d) the value of the goods, other assets, or services received.		

[illegible]

2a Is the foundation directly or indirectly affiliated with, or related to, one or more tax-exempt organizations described in section 501(c) of the Code (other than section 501(c)(3)) or in section 527? ☐ Yes ☒ No

b If "Yes," complete the following schedule.		
(a) Name of organization	(b) Type of organization	(c) Description of relationship
N/A		

Under penalties of perjury, I declare that I have examined this return, including accompanying schedules and statements, and to the best of my knowledge and belief, it is true, correct, and complete. Declaration of preparer (other than taxpayer) is based on all information of which preparer has any knowledge.

Sign Here  Signature of officer or trustee
  Date 1/8/12
 Title JE

May the IRS discuss this return with the preparer shown below (see instr.)? ☒ Yes ☐ No

Paid Preparer Use Only	Print/Type preparer's name	Preparer's signature	Date	Check <input type="checkbox"/> if self-employed	PTIN
	KATHY G. EDDY	<i>Kathy G. Eddy CPA</i>	11/06/2012		P00729774
	Firm's name ▶ MCDONOUGH, EDDY, PARSONS & BAYLOUS, A.C.			Firm's EIN ▶ 55-0603535	
	Firm's address ▶ P.O. BOX 184 PARKERSBURG, WV 26102			Phone no. (304) 428-8091	

Part IV Capital Gains and Losses for Tax on Investment Income

(a) List and describe the kind(s) of property sold, e.g., real estate, 2-story brick warehouse; or common stock, 200 shs MLC Co.		(b) How acquired P - Purchase D - Donation	(c) Date acquired (mo., day, yr.)	(d) Date sold (mo., day, yr.)
1a	SEE ATTACHED STATEMENTS	P	VARIOUS	VARIOUS
b	SEE ATTACHED STATEMENTS	P	VARIOUS	VARIOUS
c	CASH IN LIEU - ARCHER DANIELS MIDLD	P	06/24/11	06/24/11
d	CASH IN LIEU-REINS GP AMERICA	P	03/03/11	03/03/11
e	1000 SHS HEALTH CARE REIT INC	P	06/22/09	06/21/11
f	2000 SHS CAMERON INTL CORP	P	VARIOUS	08/23/11
g				
h				
i				
j				
k				
l				
m				
n				
o				

(e) Gross sales price	(f) Depreciation allowed (or allowable)	(g) Cost or other basis plus expense of sale	(h) Gain or (loss) (e) plus (f) minus (g)
a 7,259.		6,411.	848.
b 25,835.		23,914.	1,921.
c 30.			30.
d 46.			46.
e 1,120.		934.	186.
f 2,832.		2,069.	763.
g			
h			
i			
j			
k			
l			
m			
n			
o			

Complete only for assets showing gain in column (h) and owned by the foundation on 12/31/69

(i) F.M.V. as of 12/31/69	(j) Adjusted basis as of 12/31/69	(k) Excess of col. (i) over col. (j), if any	(l) Losses (from col. (h)) Gains (excess of col. (h) gain over col. (k), but not less than "-0-")
a			848.
b			1,921.
c			30.
d			46.
e			186.
f			763.
g			
h			
i			
j			
k			
l			
m			
n			
o			

2	Capital gain net income or (net capital loss) { If gain, also enter in Part I, line 7 If (loss), enter "-0-" in Part I, line 7 }	2	3,794.
3	Net short-term capital gain or (loss) as defined in sections 1222(5) and (6): If gain, also enter in Part I, line 8, column (c). If (loss), enter "-0-" in Part I, line 8	3	N/A

FORM 990-PF		DIVIDENDS AND INTEREST FROM SECURITIES		STATEMENT	1
SOURCE	GROSS AMOUNT	CAPITAL GAINS DIVIDENDS	COLUMN (A) AMOUNT		
MERRILL LYNCH DIVIDENDS	1,257.	0.	1,257.		
MERRILL LYNCH INTEREST	1,438.	0.	1,438.		
TOTAL TO FM 990-PF, PART I, LN 4	2,695.	0.	2,695.		

FORM 990-PF		RENTAL INCOME		STATEMENT	2
KIND AND LOCATION OF PROPERTY	ACTIVITY NUMBER	GROSS RENTAL INCOME			
REAL ESTATE RENTAL	1	241,759.			
PARKING LOT RENTAL	2	21,880.			
TOTAL TO FORM 990-PF, PART I, LINE 5A		263,639.			

FORM 990-PF		RENTAL EXPENSES		STATEMENT	3
DESCRIPTION	ACTIVITY NUMBER	AMOUNT	TOTAL		
EMPLOYEE SALARIES AND WAGES		62,303.			
UTILITIES		21,532.			
TELEPHONE		3,148.			
BUILDING REPAIRS		23,739.			
INSURANCE		23,642.			
EMPLOYEE INSURANCE		27,487.			
TAXES		40,411.			
JANITORIAL SERVICE AND SUPPLIES		8,039.			
TRASH HAULING		1,428.			
OFFICE EXPENSE		1,424.			
AUTO, TRUCK AND EQUIPMENT		2,817.			
EQUIPMENT RENTAL		1,714.			
MISCELLANEOUS EXPENSE		945.			
SUPPLIES		517.			
PARKERSBURG INDUSTRIAL PARK EXPENSES		43.			
TRAVEL		2,804.			
SMALL TOOLS		71.			
PROMOTION & ADVERTISING		2,910.			
- SUBTOTAL -	1		224,974.		

DEPRECIATION		75,160.	
- SUBTOTAL -	2		75,160.
TOTAL RENTAL EXPENSES			300,134.
NET RENTAL INCOME TO FORM 990-PF, PART I, LINE 5B			-36,495.

FORM 990-PF	OTHER INCOME	STATEMENT	4
-------------	--------------	-----------	---

DESCRIPTION	(A) REVENUE PER BOOKS	(B) NET INVEST- MENT INCOME	(C) ADJUSTED NET INCOME
MISCELLANEOUS INCOME	1,182.	1,182.	
WHITE GAS COMPANY	5,352.	5,352.	
ROWAN GAS	134.	134.	
BETHEL OIL & GAS	-1,796.	-1,796.	
TOTAL TO FORM 990-PF, PART I, LINE 11	4,872.	4,872.	

FORM 990-PF	ACCOUNTING FEES	STATEMENT	5
-------------	-----------------	-----------	---

DESCRIPTION	(A) EXPENSES PER BOOKS	(B) NET INVEST- MENT INCOME	(C) ADJUSTED NET INCOME	(D) CHARITABLE PURPOSES
ACCOUNTING	3,750.	3,750.		0.
TO FORM 990-PF, PG 1, LN 16B	3,750.	3,750.		0.

FORM 990-PF	OTHER PROFESSIONAL FEES	STATEMENT	6
-------------	-------------------------	-----------	---

DESCRIPTION	(A) EXPENSES PER BOOKS	(B) NET INVEST- MENT INCOME	(C) ADJUSTED NET INCOME	(D) CHARITABLE PURPOSES
DUES AND SUBSCRIPTIONS	703.	703.		0.
INVESTMENT ADVISORY FEES	1,991.	1,991.		0.
TO FORM 990-PF, PG 1, LN 16C	2,694.	2,694.		0.

FORM 990-PF	TAXES			STATEMENT	7
DESCRIPTION	(A) EXPENSES PER BOOKS	(B) NET INVEST- MENT INCOME	(C) ADJUSTED NET INCOME	(D) CHARITABLE PURPOSES	
TAXES	40,411.	40,411.			0.
TO FORM 990-PF, PG 1, LN 18	40,411.	40,411.			0.

FORM 990-PF	OTHER EXPENSES			STATEMENT	8
DESCRIPTION	(A) EXPENSES PER BOOKS	(B) NET INVEST- MENT INCOME	(C) ADJUSTED NET INCOME	(D) CHARITABLE PURPOSES	
ACCRUED INTEREST PAID	41.	41.			0.
BUILDING REPAIRS	23,739.	23,739.			0.
INSURANCE	23,642.	23,642.			0.
OFFICE EXPENSE	1,424.	1,424.			0.
AUTO, TRUCK AND EQUIPMENT	2,817.	2,817.			0.
EQUIPMENT RENTAL	1,714.	1,714.			0.
MISCELLANEOUS EXPENSE	945.	945.			0.
SUPPLIES	517.	517.			0.
PARKERSBURG INDUSTRIAL PARK EXPENSES	43.	43.			0.
SMALL TOOLS	71.	71.			0.
PROMOTION & ADVERTISING	2,910.	2,910.			0.
TO FORM 990-PF, PG 1, LN 23	57,863.	57,863.			0.

FORM 990-PF	CORPORATE STOCK		STATEMENT	9
DESCRIPTION	BOOK VALUE	FAIR MARKET VALUE		
EQUITY SECURITIES	63,024.	65,200.		
TOTAL TO FORM 990-PF, PART II, LINE 10B	63,024.	65,200.		

FORM 990-PF .	CORPORATE BONDS	STATEMENT 10
DESCRIPTION	BOOK VALUE	FAIR MARKET VALUE
CORPORATE BONDS	6,696.	5,716.
TOTAL TO FORM 990-PF, PART II, LINE 10C	6,696.	5,716.

FORM 990-PF	OTHER ASSETS		STATEMENT 11
DESCRIPTION	BEGINNING OF YR BOOK VALUE	END OF YEAR BOOK VALUE	FAIR MARKET VALUE
GAS & OIL MINERAL RIGHTS	7,020.	5,422.	5,422.
JEWELRY	27,000.	27,000.	27,000.
TO FORM 990-PF, PART II, LINE 15	34,020.	32,422.	32,422.

ERICKSON FOUNDATION
FORM 990-PF
YEAR 2011

FEIN - 55-0722731

PART IV CAPITAL GAINS AND LOSSES

Transaction Quantity Description	Date Acquired Cover of Short	Date Liquidated Short Sale	Amount	Cost Basis	Adjustments	Gain or (Loss)	Remarks
SHORT TERM CAPITAL GAINS AND LOSSES							
COVERED TRANSACTIONS							
ARCHER DANIELS MIDLD Cash/Lieu	CUSIP Number 01/05/11	039483102 06/24/11	29.97	30.68	0.00	(0.71)	
11 0000 Sale	01/05/11	08/01/11	332.68	343.47	0.00	(10.79)	
Security Subtotal			362.65	374.15	0.00	(11.50)	
METLIFE INC. COMMON EQUITY UNITS	CUSIP Number 03/03/11	59156R116 06/21/11	706.58	785.09	0.00	(78.51)	
9 0000 Sale							
REINSURANCE GROUP AMERICA	CUSIP Number 03/03/11	759351604 03/22/11	497.18	116.48	0.00	380.70	
8 0000 Sale	03/03/11	03/23/11	491.01	116.48	0.00	374.53	
8 0000 Sale	03/03/11	03/24/11	742.72	174.72	0.00	568.00	
12 0000 Sale			1,730.91	407.68	0.00	1,323.23	
Security Subtotal							
Covered Short Term Capital Gains and Losses Subtotal			2,800.14	1,566.92	0.00	1,233.22	

NONCOVERED TRANSACTIONS

ALLERGAN INC CONV GLB	CUSIP Number 05/27/10	018490AL6 03/18/11	1,094.50	1,112.29	0.00	(17.79)	
01.500% APR 01 2026 1000 0000 Sale							

ERICKSON FOUNDATION
FORM 990-PF
YEAR 2011

FEIN - 55-0722731

PART IV CAPITAL GAINS AND LOSSES

Transaction Quantity Description	Date Acquired Cover of Short	CUSIP Number	Date Liquidated Short Sale	Amount	Cost Basis	Adjustments	Gain or (Loss)	Remarks
M&F GLOBAL HOLDINGS LTD 1 875% CONVERTIBLE SENIO DUE FEBRUARY 1, 2016 1000 0000 Sale	06/16/11	CUSIP Number	55277JAA6 10/25/11	493 00	976.63	0.00	(483 63)	
PROLOGIS CONV 03 250% MAR 15 2015 1000 0000 Sale	12/14/10	CUSIP Number	743410AY8 05/25/11	1,147 00	1 087.21	0.00	59.79	
APACHE CORPORATION DEPOSITARY SHARES 6% MAND CNVT PFD 8.0000 Sale	07/28/10	CUSIP Number	037411B08 06/21/11	516 55	433.20	0.00	83.35	
NEXTERA ENERGY INC ZERO% PFD STK 07 000% SEP 01 2013 6 0000 Sale	09/29/10	CUSIP Number	65339F507 06/21/11	302 99	301 47	0.00	1 52	
RG& TRUST PIERS NEW MONEY PFD STK 2 0000 Exchange 7 0000 Exchange	09/29/10 09/30/10	CUSIP Number	74956T204 03/04/11 03/04/11	70.87 248.09	89.93 317.94	0.00 0.00	(19 06) (69.85)	
Security Subtotal				318.96	407.87	0.00	(88.91)	
STANLEY BLK & DECKER, INC CORP UNIT 5 0000 Sale	11/10/10	CUSIP Number	85450Z309 06/21/11	585 79	524 97	0.00	60 82	
Noncovered Short Term Capital Gains and Losses Subtotal				4,458.79	4,843.64	0.00	(384.85)	
NET SHORT TERM CAPITAL GAINS AND LOSSES				7,258.93	6,410.56	0.00	848.37	

ERICKSON FOUNDATION
FORM 990-PF
YEAR 2011

FEIN - 55-0722731

PART IV CAPITAL GAINS AND LOSSES

Transaction Quantity Description	Date Acquired Cover of Short	Date Liquidated Short Sale	Amount	Cost Basis	Adjustments	Gain or (Loss)	Remarks
LONG TERM CAPITAL GAINS AND LOSSES							
NONCOVERED TRANSACTIONS							
AMGEN INC SR CONVERT NOTES DUE FEBRUARY 1 2013 1000 0000 Sale	CUSIP Number 031162AQ3 04/09/07	06/21/11	1,005.00	914.90	0.00	90.10	
ALLEGHENY TECH INC 4.25% CONV SENIOR NOTES DUE JUNE 1 2014 1000 0000 Sale	CUSIP Number 01741RAD4 09/11/09	06/21/11	1,608.00	1,103.51	0.00	504.49	
BOSTON PROPERTIES LP CONV 02.875% FEB 15 2037 1000 0000 Sale	CUSIP Number 10112RAK0 09/23/09	06/21/11	1,005.10	970.00	0.00	35.10	
INTEL CORP CONV JR SUBORDINATED 02.950% DEC 15 2035 1000 0000 Sale	CUSIP Number 458140AD2 04/09/07	06/21/11	1,030.00	1,066.29	0.00	(36.29) (G)	
EMC CORP CONV SER B 01.750% DEC 01 2013 1000 0000 Sale	CUSIP Number 268648AM4 04/09/07	06/21/11	1,703.75	1,036.71	0.00	667.04	
MEDTRONIC INC 1.625% CONV SUB NTS DUE APRIL 15 2013 1000 0000 Sale	CUSIP Number 585055AM8 04/12/07	06/21/11	1,018.00	1,015.33	0.00	2.67	
NABORS INDUSTRIES INC CONV COMP GUARNT GLB 00.940% MAY 15 2011 1000 0000 Redemption 1000 0000 Redemption	CUSIP Number 629568AP1 10/27/08 05/08/09	05/17/11 05/17/11	1,000.00 1,000.00	770.00 918.75	0.00 0.00	230.00 81.25	
Security Subtotal			2,000.00	1,688.75	0.00	311.25	

ERICKSON FOUNDATION
FORM 990-PF
YEAR 2011
FEIN - 55-0722731

PART IV CAPITAL GAINS AND LOSSES

Transaction Quantity Description	Date Acquired Cover of Short	Date Liquidated Short Sale	Amount	Cost Basis	Adjustments	Gain or (Loss)	Remarks
NEWMONT MINING CORP CONV COMP GUARNT SER B 01.625% JUL 15 2017 1000.0000 Sale	CUSIP Number 10/24/07	651639AJ5 06/21/11	1,318.00	1,100.94	0.00	217.06	
JM COMPANY CLD CONV VAR%NOV 21 2032 1000.0000 Redemption	CUSIP Number 04/09/07	88579YAB7 09/08/11	899.53	1,124.55	0.00	(225.02) (G)	
TEVA PHARMACEUT FIN BV CONV COMP GUARNT SER D 01.750% FEB 01 2026 2000.0000 Sale	CUSIP Number 07/06/07	88165FAA0 01/12/11	2,152.50	2,020.02	0.00	132.48	
TRANSOCEAN INC CONV COMP GUARNT SER B 01.500% DEC 15 2037 1000.0000 Sale 1000.0000 Tender 1000.0000 Tender 1000.0000 Tender	CUSIP Number 12/11/07 12/11/07 02/26/08 04/23/08	893830AV1 06/21/11 12/19/11 12/19/11 12/19/11	993.00 999.99 1,000.00 1,000.01	1,060.35 1,059.40 1,098.93 1,135.99	0.00 0.00 0.00 0.00	(67.35) (59.41) (98.93) (135.98)	
Security Subtotal			3,993.00	4,355.67	0.00	(362.67)	
AMG CAPITAL TRUST I XXX% CONV TR PFD SEC CONV PFD 7.0000 Sale	CUSIP Number 08/03/09	00169X203 06/21/11	327.24	255.40	0.00	71.84 (G)	
ASPEN INSURANCE HLDS LTD CONV NEWM SER AHL 05.625% PERPETUAL 6.0000 Sale	CUSIP Number 05/07/09	G05384113 06/21/11	309.41	260.10	0.00	49.31	
ARCHER DANIEL'S MIDLD 13.0000 Sale 18.0000 Sale 8.0000 Sale 13.0000 Sale 14.0000 Sale 4.0000 Sale	CUSIP Number 09/25/08 09/25/08 10/20/08 10/20/08 10/20/08 05/12/10	039483102 06/08/11 06/14/11 06/14/11 06/21/11 07/25/11	389.82 541.80 240.81 399.22 447.52 127.86	334.57 463.26 169.60 275.61 296.81 117.57	0.00 0.00 0.00 0.00 0.00 0.00	55.25 78.54 71.21 123.61 150.71 10.29	

ERICKSON FOUNDATION
FORM 990-PF
YEAR 2011

FEIN - 55-0722731

PART IV CAPITAL GAINS AND LOSSES

Transaction Quantity Description	Date Acquired Cover of Short	Date Liquidated Short Sale	Amount	Cost Basis	Adjustments	Gain or (Loss)	Remarks
ARCHER DANIELS MIDLAND							
3,0000 Sale	05/13/10	07/25/11	95.91	92.60	0.00	3.31	
5,0000 Sale	05/13/10	07/27/11	156.54	154.33	0.00	2.21	
14,0000 Sale	05/18/10	07/27/11	438.32	430.77	0.00	7.55	
2,0000 Sale	05/18/10	08/01/11	60.48	61.54	0.00	(1.06)	
Security Subtotal			2,898.28	2,395.65	0.00	501.62	
CHESAPEAKE ENERGY CORP							
CONV PFD STK							
04 500%							
2,0000 Sale	04/05/07	06/21/11	181.29	204.52	0.00	(23.23)	
5,0000 Sale	04/05/07	11/11/11	471.63	511.29	0.00	(39.66)	
4,0000 Sale	04/05/07	11/29/11	370.46	409.03	0.00	(38.57)	
Security Subtotal			1,023.38	1,124.84	0.00	(101.46)	
NEWELL FINANCIAL TRUST I							
PFD CUM CONV 5.250%							
QUIPS							
15,0000 Sale	04/05/07	06/21/11	693.91	741.10	0.00	(47.19)	
NY COMMUNITY CAP TRUST V							
CUM CNV PFD STK							
06.000%							
18,0000 Sale	04/05/07	06/21/11	877.48	891.07	0.00	(13.59)	
SOVEREIGN CAP TRUST IV							
CONV NEWM							
04.375% MAR 01 2034							
9,0000 Sale	04/26/07	06/21/11	425.69	527.09	0.00	(101.40) (G)	
RGA TRUST PIERS							
NEW MONEY							
PFD STK							
8,0000 Exchange	11/06/09	03/04/11	283.52	351.38	0.00	(67.86)	
6,0000 Exchange	02/01/10	03/04/11	212.64	269.91	0.00	(57.27)	
Security Subtotal			496.16	621.29	0.00	(125.13)	

ERICKSON FOUNDATION

FORM 990-PF

YEAR 2011

FEIN - 55-0722731

PART IV CAPITAL GAINS AND LOSSES

Quantity	Transaction Description	Date Acquired Cover of Short	CUSIP Number	Date Liquidated Short Sale	Amount	Cost Basis	Adjustments	Gain or (Loss)	Remarks
	WELLS FARGO & CO NEW 7.5% PERP CONV PFD STK								
10000	Sale	11/14/08		06/21/11	1,050.30	700.00	0.00	350.30	
	Noncovered Long Term Capital Gains and Losses Subtotal				25,834.73	23,914.22	0.00	1,920.51	
	NET LONG TERM CAPITAL GAINS AND LOSSES				25,834.73	23,914.22	0.00	1,920.51	

FEIN: 55-0722731
ERICKSON FOUNDATION
Depreciation Expense [Depreciation]
Federal Tax
For the Period January 1, 2011 to December 31, 2011

Asset ID	Placed in service	Depr Meth/Conv	Life Yr Mo	Book Cost	Depr & AFYD This Period	YEAR TO DATE				
						Beginning Accum Depr	Current Depr & AFYD	Net Sec 179/Sec 179A	Net Additions Deletions	Ending Accum Depr
Asset GL Acct # 3005-G										
000307	Old FMC Plant Site									
	11/03/2008	None	0 0	340,000	0	0	0	0	0	0
Subtotal 3005-G (1)				340,000	0	0	0	0	0	0
Asset GL Acct # 3200-G										
000003	LAND-BERRY RUN									
	12/31/1993	None	50 0	70,500	0	0	0	0	0	0
Subtotal 3200-G (1)				70,500	0	0	0	0	0	0
Asset GL Acct # 3210-G										
000004	OFFICE BLDG-BERRY R									
	12/31/1993	SL100FM	39 0	194,500	4,994	85,059	4,994	0	0	90,052
000005	CARPET									
	12/31/1993	MS100MM	39 0	2,279	0	2,279	0	0	0	2,279
000006	LANDSCAPING									
	12/31/1993	MC150AHY	15 0	1,266	0	1,266	0	0	0	1,266
000130	ROOF									
	09/30/1994	SL100FM	39 0	1,613	41	676	41	0	0	717
000186	INT CAPITALIZATION									
	12/31/1995	SL100FM	39 0	510	13	197	13	0	0	210
000197	ROOF									
	05/31/1995	SL100FM	39 0	16,000	410	6,427	410	0	0	6,838
000262	IMPROVEMENTS									
	07/31/2002	MS100MM	39 0	43,874	1,125	9,516	1,125	0	0	10,641
000263	CARPET									
	04/30/2002	SL100FM	7 0	6,062	0	6,062	0	0	0	6,062
000298	Heating / Air Conditioning Units									
	11/30/2007	MS100MM	39 0	18,650	478	1,494	478	0	0	1,973
000304	Berry Run Office Improvements									
	03/15/2007	MS100MM	39 0	5,380	138	523	138	0	0	661
Subtotal 3210-G (10)				290,134	7,199	113,499	7,199	0	0	120,699
Asset GL Acct # 4060-G										
000007	LAND-4TH & AVERY									
	12/31/1993	None	50 0	88,700	0	0	0	0	0	0
Subtotal 4060-G (1)				88,700	0	0	0	0	0	0
Asset GL Acct # 4080-G										
000008	PKNG LOT-4TH & AVERY									
	12/31/1993	SL100FM	15 0	31,300	0	31,300	0	0	0	31,300
000009	PKNG LOT IMPROVEMENT									
	12/31/1993	SL100FM	15 0	51,464	0	51,464	0	0	0	51,464
Subtotal 4080-G (2)				82,764	0	82,764	0	0	0	82,764
Asset GL Acct # 4100-G										
000010	LAND-400-418 MKT									
	12/31/1993	None	50 0	291,300	0	0	0	0	0	0
Subtotal 4100-G (1)				291,300	0	0	0	0	0	0
Asset GL Acct # 4110-G										
000011	BLDG-400-418 MKT									
	12/31/1993	MS100MM	39 0	301,700	7,736	131,833	7,736	0	0	139,569
000012	OFF IMPRVMNT-412 MKT									
	12/31/1993	SL100FM	39 0	278,153	7,141	121,642	7,141	0	0	128,783
000013	HVAC-412 MKT									
	12/31/1993	SL100FM	39 0	118,486	3,042	51,816	3,042	0	0	54,858

Asset ID	Placed in service	Depr Meth/Conv	Life Yr Mo	Book Cost	Depr & AFYD This Period	YEAR TO DATE				
						Beginning Accum Depr	Current Depr & AFYD	Net Sec 179/Sec 179A	Net Additions Deletions	Ending Accum Depr
Asset GL Acct # 4110-G										
000014	CARPET-412 MKT									
	12/31/1993	SL100FM	7 0	41,237	0	41,237	0	0	0	41,237
000015	APARTMENT IMPROV									
	12/31/1993	SL100FM	39 0	38,769	994	16,982	994	0	0	17,976
000016	APARTMENT-HVAC									
	12/31/1993	SL100FM	39 0	10,388	266	4,550	266	0	0	4,817
000114	311 4TH IMPROVEMENTS									
	01/24/1994	SL100FM	39 0	6,502	167	2,834	167	0	0	3,001
000115	APT IMPROVMENTS									
	01/31/1994	SL100FM	39 0	7,298	187	3,181	187	0	0	3,368
000116	412 MKT IMPROVEMENTS									
	01/31/1994	SL100FM	39 0	12,938	332	5,640	332	0	0	5,971
000117	412 MKT LABOR									
	01/31/1994	SL100FM	39 0	223	6	97	6	0	0	103
000118	311 4TH IMPROVMENTS									
	02/28/1994	SL100FM	39 0	11,839	304	5,135	304	0	0	5,439
000119	APT IMPROVMENTS									
	02/28/1994	SL100FM	39 0	18,436	473	7,997	473	0	0	8,470
000120	412 MKT IMPROVMENTS									
	02/28/1994	SL100FM	39 0	16,882	433	7,323	433	0	0	7,756
000121	311 4TH IMPROVMENTS									
	03/31/1994	SL100FM	39 0	28,580	733	12,336	733	0	0	13,069
000122	APT IMPROVMENTS									
	03/31/1994	SL100FM	39 0	9,201	236	3,971	236	0	0	4,207
000123	412 MKT IMPROVEMENTS									
	03/31/1994	SL100FM	39 0	4,994	128	2,156	128	0	0	2,284
000124	WIRING									
	02/28/1994	SL100FM	39 0	3,019	77	1,310	77	0	0	1,387
000131	311 4TH IMPROVEMENTS									
	04/30/1994	SL100FM	39 0	53,037	1,362	22,741	1,362	0	0	24,102
000132	APT IMPROVMENTS									
	04/30/1994	SL100FM	39 0	18,821	483	8,083	483	0	0	8,566
000133	412 MKT IMPROVEMENTS									
	04/30/1995	SL100FM	39 0	9,616	247	3,883	247	0	0	4,130
000134	412 MKT-ELEC IMPROV									
	04/30/1994	SL100FM	39 0	3,050	78	1,310	78	0	0	1,388
000135	311 4TH IMPROVEMENTS									
	05/31/1994	SL100FM	39 0	11,539	296	4,931	296	0	0	5,227
000136	APT IMPROVMENTS									
	05/31/1994	SL100FM	39 0	5,498	141	2,350	141	0	0	2,490
000137	412 MKT IMPROVEMENTS									
	05/31/1994	SL100FM	39 0	11,379	292	4,863	292	0	0	5,155
000138	311 4TH IMPROVEMENTS									
	06/30/1994	SL100FM	39 0	4,308	110	1,832	110	0	0	1,942
000139	APT IMPROVEMENTS									
	06/30/1994	SL100FM	39 0	651	17	277	17	0	0	293
000140	412 MKT IMPROVEMENTS									
	06/30/1994	SL100FM	39 0	12,692	325	5,397	325	0	0	5,722
000141	APT IMPROVEMENTS									
	07/31/1994	SL100FM	39 0	1,977	51	836	51	0	0	887
000142	311 4TH IMPROVEMENTS									
	08/31/1994	SL100FM	39 0	223	6	95	6	0	0	101
000143	APT IMPROVEMENTS									
	08/31/1994	SL100FM	39 0	835	21	351	21	0	0	373
000144	400 MKT IMPROVEMENTS									
	08/31/1994	SL100FM	39 0	5,034	129	2,119	129	0	0	2,248
000145	412 MKT IMPROVEMENTS									
	08/31/1994	SL100FM	39 0	1,767	45	744	45	0	0	789
000146	ROOF IMPROVMENTS									
	08/31/1994	SL100FM	39 0	10,376	266	4,368	266	0	0	4,634

Asset ID	Placed in service	Depr Meth/Conv	Life Yr Mo	Book Cost	Depr & AFYD This Period	YEAR TO DATE					
						Beginning Accum Depr	Current Depr & AFYD	Net Sec 179/Sec 179A	Net Additions Deletions	Ending Accum Depr	
Asset GL Acct # 4110-G											
000147	ROOF IMPROVMENTS										
	09/30/1994	SL100FM	39 0	2,111	54	884	54	0	0	938	
000148	APT IMPROVEMENTS										
	09/30/1994	SL100FM	39 0	253	6	106	6	0	0	112	
000149	412 MKT IMPROVEMENTS										
	09/30/1994	SL100FM	39 0	4,737	121	1,984	121	0	0	2,105	
000150	APT IMPROVEMENTS										
	10/31/1994	SL100FM	39 0	301	8	125	8	0	0	133	
000151	APT IMPROVEMENTS										
	11/30/1994	SL100FM	39 0	38	1	16	1	0	0	17	
000152	311 4TH IMPROVEMENTS										
	11/30/1994	SL100FM	39 0	3,742	96	1,547	96	0	0	1,643	
000153	SIGNS-412 MKT										
	12/31/1994	SL100FM	39 0	952	24	393	24	0	0	417	
000154	SIGNS-305 1/2 4TH										
	12/31/1994	SL100FM	39 0	1,222	31	504	31	0	0	535	
000155	CARPET-307 4TH										
	02/28/1995	SL100FM	7 0	3,285	0	3,285	0	0	0	3,285	
000156	305 1/2 4TH IMPVMNTS										
	03/31/1995	SL100FM	39 0	1,365	35	554	35	0	0	589	
000157	311 4TH IMPROVEMENTS										
	03/31/1995	SL100FM	39 0	3,444	88	1,398	88	0	0	1,487	
000179	INTEREST-CAP COSTS										
	03/31/1995	SL100FM	39 0	12,970	333	5,266	333	0	0	5,598	
000185	INT CAPITALIZATION										
	12/31/1995	SL100FM	39 0	5,433	139	2,101	139	0	0	2,241	
000194	305 1/2 IMPROVEMENTS										
	06/30/1995	SL100FM	39 0	7,296	187	2,915	187	0	0	3,102	
000195	305 1/2 IMPROVEMENTS										
	05/31/1995	SL100FM	39 0	10,333	265	4,151	265	0	0	4,416	
000196	305 1/2 IMPROVEMENTS										
	04/30/1995	SL100FM	39 0	2,337	60	941	60	0	0	1,001	
000201	412 MKT IMPROVEMENTS										
	07/31/1996	SL100FM	39 0	5,494	141	2,043	141	0	0	2,183	
000202	412 MKT LABOR										
	08/31/1996	SL100FM	39 0	3,003	77	1,110	77	0	0	1,187	
000203	412 MKT IMPROVEMENTS										
	09/30/1996	SL100FM	39 0	29,204	749	10,733	749	0	0	11,482	
000204	406 1/2 MKT IMPVMNTS										
	09/30/1996	SL100FM	39 0	1,336	34	491	34	0	0	525	
000205	412 MKT LABOR										
	09/30/1996	SL100FM	39 0	960	25	353	25	0	0	378	
000206	412 MKT IMPROVEMENTS										
	10/31/1996	SL100FM	39 0	20,907	536	7,639	536	0	0	8,175	
000207	406 1/2 MKT IMPVMNTS										
	10/31/1996	SL100FM	39 0	7,403	190	2,705	190	0	0	2,895	
000208	406 1/2 MKT LABOR										
	10/31/1996	SL100FM	39 0	1,520	39	555	39	0	0	594	
000209	412 MKT IMPROVEMENTS										
	11/30/1996	SL100FM	39 0	4,997	128	1,815	128	0	0	1,943	
000210	406 1/2 MKT IMPVMNTS										
	11/30/1996	SL100FM	39 0	25,065	643	9,105	643	0	0	9,747	
000211	406 1/2 LABOR										
	11/30/1996	SL100FM	39 0	2,362	61	858	61	0	0	918	
000212	406 1/2 MKT IMPVMNTS										
	12/31/1996	SL100FM	39 0	24,385	625	8,806	625	0	0	9,431	
000213	406 1/2 MKT LABOR										
	12/31/1996	SL100FM	39 0	912	23	329	23	0	0	353	
000222	406 1/2 MKT IMPVMNTS										
	12/31/1997	SL100FM	39 0	732	19	246	19	0	0	264	

Asset ID	Placed in service	Depr Meth/Conv	Life Yr Mo	Book Cost	Depr & AFYD This Period	YEAR TO DATE				
						Beginning Accum Depr	Current Depr & AFYD	Net Sec 179/Sec 179A	Net Additions Deletions	Ending Accum Depr
Asset GL Acct # 4110-G										
000223	406 1/2 MKT IMPVMNTS									
	11/30/1997	SL100FM	39 0	5,549	142	1,873	142	0	0	2,016
000224	406 1/2 MKT IMPVMNTS									
	10/31/1997	SL100FM	39 0	11,213	288	3,810	288	0	0	4,097
000225	406 1/2 MKT IMPVMNTS									
	09/30/1997	SL100FM	39 0	10,000	256	3,419	256	0	0	3,675
000226	406 1/2 MKT IMPVMNTS									
	08/31/1997	SL100FM	39 0	399	10	137	10	0	0	147
000227	406 1/2 MKT IMPVMNTS									
	07/31/1997	SL100FM	39 0	274	7	95	7	0	0	102
000228	406 1/2 MKT IMPVMNTS									
	06/30/1997	SL100FM	39 0	4,362	112	1,519	112	0	0	1,631
000229	406 1/2 MKT IMPVMNTS									
	05/31/1997	SL100FM	39 0	24,587	630	8,616	630	0	0	9,246
000230	406 1/2 LABOR									
	04/30/1997	SL100FM	39 0	1,120	29	395	29	0	0	424
000231	406 1/2 MKT IMPVMNTS									
	04/30/1997	SL100FM	39 0	39,587	1,015	13,957	1,015	0	0	14,972
000232	406 1/2 MKT LABOR									
	03/31/1997	SL100FM	39 0	1,120	29	397	29	0	0	426
000233	406 1/2 MKT IMPVMNTS									
	03/31/1997	SL100FM	39 0	68,412	1,754	24,266	1,754	0	0	26,020
000234	406 1/2 MKT LABOR									
	02/28/1997	SL100FM	39 0	1,120	29	400	29	0	0	428
000235	406 1/2 MKT IMPVMNTS									
	02/28/1997	SL100FM	39 0	40,026	1,026	14,283	1,026	0	0	15,309
000236	406 1/2 MKT LABOR									
	01/31/1997	SL100FM	39 0	1,400	36	503	36	0	0	539
000237	406 1/2 MKT IMPVMNTS									
	01/31/1997	SL100FM	39 0	33,522	860	12,034	860	0	0	12,893
000243	#404 IMPROVEMENTS									
	02/28/1998	MS100MM	39 0	1,175	30	388	30	0	0	418
000253	PARKING LOT									
	08/31/2001	SL100FM	15 0	12,827	855	8,052	855	0	0	8,908
000254	NEW WINDOWS 305 1/2 4TH ST APT									
	10/31/2001	MS100MM	39 0	6,184	159	1,460	159	0	0	1,619
000255	REPLACEMENT ROOF 305 1/2 4TH ST APT									
	05/16/2001	MS100MM	39 0	11,048	283	2,727	283	0	0	3,010
000259	ROOF									
	07/31/2002	MS100MM	39 0	4,400	113	954	113	0	0	1,067
000260	CARPET									
	07/31/2002	SL100FM	7 0	7,251	0	7,251	0	0	0	7,251
000261	APARTMENT IMPROVEMENTS									
	12/31/2002	MS100MM	39 0	14,401	369	2,969	369	0	0	3,339
000266	APARTMENT IMPROVEMENTS									
	12/31/2003	MS100MM	39 0	83,959	2,153	15,159	2,153	0	0	17,312
000276	410 - DAVITIAN IMPROVEMENTS									
	01/31/2004	MS100MM	39 0	1,579	40	282	40	0	0	322
000277	410- DAVITIAN IMPROVEMENTS									
	02/28/2004	MS100MM	39 0	8,572	220	1,511	220	0	0	1,731
000278	410-DAVITIAN IMPROVEMENTS									
	03/31/2004	MS100MM	39 0	1,790	46	312	46	0	0	358
000282	Davitian Office									
	10/31/2005	MS100MM	39 0	10,475	269	1,399	269	0	0	1,668
000283	410 & 408 Market Street Improvements									
	11/30/2005	MS100MM	39 0	18,624	478	2,447	478	0	0	2,925
000284	410 & 408 Market Street Improvements									
	12/31/2005	MS100MM	39 0	7,321	188	946	188	0	0	1,134
000289	A/C @ 412 Market street									
	02/01/2006	MS100MM	39 0	4,405	113	551	113	0	0	664

Asset ID	Placed in service	Depr Meth/Conv	Life Yr Mo	Book Cost	Depr & AFYD This Period	YEAR TO DATE				
						Beginning Accum Depr	Current Depr & AFYD	Net Sec 179/Sec 179A	Net Additions Deletions	Ending Accum Depr
Asset GL Acct # 4110-G										
000290	Construction A #408 Market Street									
	05/01/2006	MS100MM	39 0	1,030	26	122	26	0	0	149
000291	Construction on #404 Market Street									
	05/01/2006	MS100MM	39 0	20,805	533	2,468	533	0	0	3,001
000293	Bookstore Improvements									
	10/31/2006	MS100MM	39 0	44,883	1,151	4,843	1,151	0	0	5,994
000294	RAH Improvements									
	09/29/2006	MS100MM	39 0	78,033	2,001	8,588	2,001	0	0	10,588
000295	404 Market Improvements									
	07/01/2006	MS100MM	39 0	694	18	79	18	0	0	97
000296	Peoples News Improvements									
	01/31/2006	MS100MM	39 0	168	4	21	4	0	0	26
000297	Elevator Updates									
	11/01/2006	MS100MM	39 0	2,853	73	302	73	0	0	375
000299	RAH Improvements									
	01/31/2007	MS100MM	39 0	2,710	69	275	69	0	0	345
000300	RAH Improvements									
	05/31/2007	MS100MM	39 0	4,867	125	452	125	0	0	577
000301	400 Market Improvements									
	08/31/2007	MS100MM	39 0	8,464	217	733	217	0	0	950
000302	400 Market Improvements									
	09/30/2007	MS100MM	39 0	3,476	89	293	89	0	0	383
000303	404 Market Facade Improvement									
	06/30/2007	MS100MM	39 0	6,085	156	553	156	0	0	709
000309	Awning									
	10/01/2009	SL100FM	7 0	2,720	389	486	389	0	0	874
000310	Carpet									
	03/31/2010	SL100FM	7 0	2,014	288	240	288	0	0	527
000312	New Roof									
	04/30/2011	MS100MM	39 0	100,454	1,827	0	1,827	0	0	1,827
Subtotal 4110-G (108)				1,963,505	49,366	708,745	49,366	0	0	758,111
Asset GL Acct # 4520-G										
000018	LEGAL FEES-CLEAN UP									
	12/31/1993	None	50 0	5,771	0	0	0	0	0	0
000019	CLEAN-UP COSTS									
	12/31/1993	None	50 0	53,923	0	0	0	0	0	0
000129	HOUSE RAZING									
	03/31/1994	None	50 0	7,022	0	0	0	0	0	0
000250	LAND 108 842 ACRES									
	12/31/1993	None	0 0	51,243	0	0	0	0	0	0
000267	FENCE									
	10/31/2003	SL100FM	15 0	1,297	86	627	86	0	0	713
000273	ROAD									
	01/31/2004	SL100FM	15 0	7,425	495	3,465	495	0	0	3,960
Subtotal 4520-G (6)				126,681	581	4,092	581	0	0	4,673
Asset GL Acct # 4530-G										
000020	FMC BLDG-PARCEL A									
	12/31/1993	SL100FM	39 0	17,360	463	7,209	463	0	0	7,672
000193	LIGHTING									
	05/31/1995	SL100FM	39 0	800	21	321	21	0	0	342
000215	IMPROVEMENTS									
	07/31/1996	SL100FM	39 0	1,072	27	399	27	0	0	426
000274	NEW ROOF									
	05/31/2004	MS100MM	39 0	32,000	820	5,436	820	0	0	6,257
Subtotal 4530-G (4)				51,232	1,332	13,365	1,332	0	0	14,697
Asset GL Acct # 453B-G										
000021	FMC PARCEL A BLDG 6									

Asset ID	Placed in service	Depr Meth/Conv	Life Yr Mo	Book Cost	Depr & AFYD This Period	YEAR TO DATE				
						Beginning Accum Depr	Current Depr & AFYD	Net Sec 179/Sec 179A	Net Additions Deletions	Ending Accum Depr
Asset GL Acct # 453B-G										
	12/31/1993	SL100FM	39 0	153,636	3,944	67,187	3,944	0	0	71,131
000022	IMPROV-BLDG 6 PAR A									
	12/31/1993	SL100FM	39 0	16,628	426	7,284	426	0	0	7,710
000125	IMPROVEMENTS									
	01/31/1994	SL100FM	39 0	5,938	152	2,588	152	0	0	2,741
000159	IMPROVEMENTS									
	06/30/1994	SL100FM	39 0	11,867	304	5,046	304	0	0	5,350
000160	IMPROVEMENTS									
	07/31/1994	SL100FM	39 0	4,391	113	1,858	113	0	0	1,970
000161	IMPROVEMENTS									
	08/31/1994	SL100FM	39 0	1,480	38	623	38	0	0	661
000162	IMPROVEMENTS									
	03/31/1995	SL100FM	39 0	116	3	47	3	0	0	50
000184	INT CAPITALIZATION									
	12/31/1995	SL100FM	39 0	340	9	132	9	0	0	140
000191	IMPROVEMENTS									
	12/31/1995	SL100FM	39 0	1,561	40	604	40	0	0	644
000192	IMPROVEMENTS									
	05/31/1995	SL100FM	39 0	4,601	118	1,848	118	0	0	1,966
000244	WAREHOUSE #3 IMPROVE									
	08/15/1999	SL100FM	39 0	10,088	259	2,953	259	0	0	3,212
000247	WAREHOUSE #3 ROOF									
	09/15/1999	SL100FM	39 0	3,032	78	881	78	0	0	959
000252	IMPROVEMENTS									
	05/31/2000	MS100MM	39 0	2,057	53	560	53	0	0	613
Subtotal 453B-G (13)				215,735	5,537	91,611	5,537	0	0	97,148
Asset GL Acct # 453D-G										
000023	FMC PARCEL A BLDG 7									
	12/31/1993	None	50 0	53,568	0	0	0	0	0	0
000024	IMPROV-BLDG 7 PAR A									
	12/31/1993	None	50 0	3,666	0	0	0	0	0	0
000126	IMPROVMENTS									
	01/31/1994	None	50 0	4,796	0	0	0	0	0	0
000158	BUILDING DEMOLITION									
	06/21/1994	None	50 0	15,000	0	0	0	0	0	0
000163	IMPROVEMENTS									
	05/31/1994	None	50 0	710	0	0	0	0	0	0
000180	INTEREST-CAP COSTS									
	03/31/1995	None	50 0	1,052	0	0	0	0	0	0
000183	INT CAPITALIZATION									
	12/31/1995	None	50 0	2,413	0	0	0	0	0	0
000190	DEMOLITION									
	08/31/1995	None	50 0	28,700	0	0	0	0	0	0
Subtotal 453D-G (8)				109,905	0	0	0	0	0	0
Asset GL Acct # 453E1-G										
000028	FMC DOCKING BLDG									
	12/31/1993	None	50 0	38,564	0	0	0	0	0	0
Subtotal 453E1-G (1)				38,564	0	0	0	0	0	0
Asset GL Acct # 453I1-G										
000029	FMC UTILITY SERVICES									
	12/31/1993	SL100FM	39 0	28,768	745	12,439	745	0	0	13,184
000178	ELECTRIC SERVICE									
	03/31/1995	SL100FM	39 0	8,793	225	3,570	225	0	0	3,795
Subtotal 453I1-G (2)				37,561	970	16,009	970	0	0	16,980
Asset GL Acct # 453M-G										
000025	FMC PARCEL B BLDG 3									

Asset ID	Placed in service	Depr Meth/Conv	Life Yr Mo	Book Cost	Depr & AFYD This Period	YEAR TO DATE				
						Beginning Accum Depr	Current Depr & AFYD	Net Sec 179/Sec 179A	Net Additions Deletions	Ending Accum Depr
Asset GL Acct # 453M-G										
000164	12/31/1993	SL100FM	39 0	48,174	1,237	21,066	1,237	0	0	22,303
	IMPROVEMENTS									
000165	09/30/1994	SL100FM	39 0	3,486	89	1,460	89	0	0	1,549
	IMPROVEMENTS									
000166	10/31/1994	SL100FM	39 0	880	23	367	23	0	0	389
	IMPROVEMENTS									
000167	11/30/1994	SL100FM	39 0	9,021	231	3,740	231	0	0	3,971
	IMPROVEMENTS									
000168	12/31/1994	SL100FM	39 0	4,106	105	1,693	105	0	0	1,799
	IMPROVEMENTS									
000169	01/31/1995	SL100FM	39 0	3,670	94	1,506	94	0	0	1,600
	IMPROVEMENTS									
000170	02/28/1995	SL100FM	39 0	1,692	43	690	43	0	0	734
	IMPROVEMENTS									
000187	03/31/1995	SL100FM	39 0	2,583	66	1,049	66	0	0	1,115
	IMPROVEMENTS									
000216	10/31/1995	SL100FM	39 0	6,714	172	2,625	172	0	0	2,797
	LABOR									
000217	06/30/1996	SL100FM	39 0	2,080	53	778	53	0	0	831
	IMPROVEMENTS									
000218	07/31/1996	SL100FM	39 0	1,191	31	443	31	0	0	473
	IMPROVEMENTS									
000245	07/31/1996	SL100FM	39 0	4,037	104	1,501	104	0	0	1,604
	WAREHOUSE #1 rOOF									
000256	09/15/1999	SL100FM	39 0	3,031	78	881	78	0	0	959
	WHSE #1 IMPROVEMENT									
	10/31/2001	MS100MM	39 0	286	7	68	7	0	0	75
Subtotal 453M-G (14)				90,951	2,334	37,865	2,334	0	0	40,199
Asset GL Acct # 453O-G										
000026	FMC PARCEL B BLDG 4									
000171	12/31/1993	SL100FM	39 0	129,084	3,314	56,452	3,314	0	0	59,766
	IMPROVEMENTS									
000172	06/30/1994	SL100FM	39 0	209	5	89	5	0	0	94
	IMPROVEMENTS									
000188	07/31/1994	SL100FM	39 0	10,912	280	4,617	280	0	0	4,896
	IMPROVEMENTS									
000219	10/31/1995	SL100FM	39 0	6,714	172	2,625	172	0	0	2,797
	IMPROVEMENTS									
000220	07/31/1996	SL100FM	39 0	2,337	60	869	60	0	0	929
	IMPROVEMENTS									
000246	08/31/1996	SL100FM	39 0	1,888	48	698	48	0	0	746
	WAREHOUSE #2 ROOF									
	09/15/1999	SL100FM	39 0	3,031	78	881	78	0	0	959
Subtotal 453O-G (7)				154,175	3,957	66,231	3,957	0	0	70,188
Asset GL Acct # 453U-G										
000027	FMC FILTER PLANT BLD									
000173	12/31/1993	None	50 0	32,240	0	0	0	0	0	0
	IMPROVEMENTS									
	08/31/1994	None	50 0	1,700	0	0	0	0	0	0
Subtotal 453U-G (2)				33,940	0	0	0	0	0	0
Asset GL Acct # 4680-G										
000182	INT CAPITALIZATION									
000189	12/31/1995	None	50 0	8,258	0	0	0	0	0	0
	LAND-JULIANA STREET									
000198	05/31/1995	None	50 0	98,725	0	0	0	0	0	0
	LEGAL FEES-PURCHASE									
	12/31/1995	None	50 0	1,275	0	0	0	0	0	0

Asset ID	Placed in service	Depr Meth/Conv	Life Yr Mo	Book Cost	Depr & AFYD This Period	YEAR TO DATE				
						Beginning Accum Depr	Current Depr & AFYD	Net Sec 179/Sec 179A	Net Additions Deletions	Ending Accum Depr
<i>Subtotal 4680-G (3)</i>				108,258	0	0	0	0	0	0
<i>Asset GL Acct # 4690-G</i>										
000242	LAND-JULIANA ST									
	11/30/1997	None	50 0	90,000	0	0	0	0	0	0
000285	Tear Down Building									
	12/30/2005	None	0 0	7,000	0	0	0	0	0	0
<i>Subtotal 4690-G (2)</i>				97,000	0	0	0	0	0	0
<i>Asset GL Acct # 4970-G</i>										
000292	2006 Cadillac Deville									
	09/30/2006	MC200AHY	5 0	25,103	1,446	23,657	1,446	0	0	25,103
000306	2008 FRONTIER NISSON									
	03/31/2008	MC200AHY	5 0	19,118	2,202	13,612	2,202	0	0	15,814
<i>Subtotal 4970-G (2)</i>				44,221	3,648	37,269	3,648	0	0	40,917
<i>Asset GL Acct # 4980-G</i>										
000036	WEED EATER									
	12/31/1993	SL100FM	7 0	390	0	390	0	0	0	390
000037	MISC EQUIPMENT									
	12/31/1993	SL100FM	7 0	1,650	0	1,650	0	0	0	1,650
000038	WELDING CABINET									
	12/31/1993	SL100FM	7 0	68	0	68	0	0	0	68
000039	HYDRAULIC JACKS									
	12/31/1993	SL100FM	7 0	60	0	60	0	0	0	60
000040	FORK LIFT									
	12/31/1993	SL100FM	5 0	555	0	555	0	0	0	555
000041	BATTERY CHARGER									
	12/31/1993	SL100FM	7 0	187	0	187	0	0	0	187
000042	MISC TOOLS									
	12/31/1993	SL100FM	7 0	773	0	773	0	0	0	773
000043	TOOLS									
	12/31/1993	SL100FM	7 0	285	0	285	0	0	0	285
000044	UTILITY TRAILER									
	12/31/1993	SL100FM	5 0	450	0	450	0	0	0	450
000047	BAND SAW									
	12/31/1993	SL100FM	7 0	412	0	412	0	0	0	412
000048	WELDING MACHINE									
	12/31/1993	SL100FM	7 0	368	0	368	0	0	0	368
000050	FORK LIFT									
	12/31/1993	SL100FM	5 0	6,323	0	6,323	0	0	0	6,323
000051	ALUM STEP LADDER									
	12/31/1993	SL100FM	7 0	127	0	127	0	0	0	127
000052	LAWN MOWER									
	12/31/1993	SL100FM	7 0	127	0	127	0	0	0	127
000053	2 JACKS									
	12/31/1993	SL100FM	7 0	68	0	68	0	0	0	68
000054	6 BINDERS									
	12/31/1993	SL100FM	7 0	277	0	277	0	0	0	277
000055	16 ACCO HOOKS									
	12/31/1993	SL100FM	7 0	45	0	45	0	0	0	45
000056	ACCO CHAIN									
	12/31/1993	SL100FM	7 0	218	0	218	0	0	0	218
000057	SCRAPER BLADE									
	12/31/1993	SL100FM	7 0	368	0	368	0	0	0	368
000058	MOWER									
	12/31/1993	SL100FM	7 0	585	0	585	0	0	0	585
000059	ALUMINUM BREAK									
	12/31/1993	SL100FM	7 0	352	0	352	0	0	0	352
000060	SCAFFOLD PICKS									
	12/31/1993	SL100FM	7 0	525	0	525	0	0	0	525

Asset ID	Placed in service	Depr Meth/Conv	Life Yr Mo	Book Cost	Depr & AFYD This Period	YEAR TO DATE				
						Beginning Accum Depr	Current Depr & AFYD	Net Sec 179/Sec 179A	Net Additions Deletions	Ending Accum Depr
Asset GL Acct # 4980-G										
000061	GENERATOR									
	12/31/1993	SL100FM	7 0	233	0	233	0	0	0	233
000062	(2) CHAIN SAWS									
	12/31/1993	SL100FM	7 0	840	0	840	0	0	0	840
000063	LAWN MOWER									
	12/31/1993	SL100FM	7 0	277	0	277	0	0	0	277
000064	GAS WELDER									
	12/31/1993	SL100FM	7 0	2,137	0	2,137	0	0	0	2,137
000065	FIRE EXTINGUISHER									
	12/31/1993	SL100FM	7 0	308	0	308	0	0	0	308
000066	STEP LADDER									
	12/31/1993	SL100FM	7 0	60	0	60	0	0	0	60
000067	UTILITY TRAILER									
	12/31/1993	SL100FM	7 0	930	0	930	0	0	0	930
000068	TRASH DUMP									
	12/31/1993	SL100FM	7 0	1,305	0	1,305	0	0	0	1,305
000069	TRACTOR									
	12/31/1993	SL100FM	7 0	1,845	0	1,845	0	0	0	1,845
000127	SNOW BLADE									
	01/31/1994	SL100FM	5 0	2,267	0	2,267	0	0	0	2,267
000174	BILLY GOAT VACUUM									
	05/31/1994	SL100FM	7 0	1,844	0	1,844	0	0	0	1,844
000181	ROOF SPRAYER									
	11/30/1995	SL100FM	7 0	595	0	595	0	0	0	595
000239	SELF-PRIMING PUMP									
	08/31/1997	SL100FM	7 0	977	0	977	0	0	0	977
000248	FINISHING MOWER									
	04/15/1999	SL100FM	5 0	901	0	901	0	0	0	901
000287	Snow Blower									
	03/28/2005	MC200AHY	7 0	528	47	457	47	0	0	504
000305	SALT SPREADER									
	02/28/2008	MC200AHY	7 0	635	79	357	79	0	0	437
Subtotal 4980-G (38)				29,895	126	29,547	126	0	0	29,673
Asset GL Acct # 4990-G										
000071	REFRIGERATOR									
	12/31/1993	SL100FM	7 0	41	0	41	0	0	0	41
000072	4 MINI BLINDS									
	12/31/1993	SL100FM	7 0	47	0	47	0	0	0	47
000073	ARTIFICIAL FLOWERS									
	12/31/1993	SL100FM	7 0	132	0	132	0	0	0	132
000074	TABLE									
	12/31/1993	SL100FM	7 0	55	0	55	0	0	0	55
000075	OFFICE DOOR									
	12/31/1993	SL100FM	7 0	23	0	23	0	0	0	23
000076	(2) CHAIR MATS									
	12/31/1993	SL100FM	7 0	21	0	21	0	0	0	21
000077	(2) BANK CHAIRS									
	12/31/1993	SL100FM	7 0	98	0	98	0	0	0	98
000078	FILE CHEST									
	12/31/1993	SL100FM	7 0	85	0	85	0	0	0	85
000079	PICTURE									
	12/31/1993	SL100FM	7 0	9	0	9	0	0	0	9
000080	GOLD LAMP									
	12/31/1993	SL100FM	7 0	20	0	20	0	0	0	20
000081	(2) ARM CHAIRS									
	12/31/1993	SL100FM	7 0	87	0	87	0	0	0	87
000082	(2) ARM CHAIRS									
	12/31/1993	SL100FM	7 0	93	0	93	0	0	0	93
000083	TRADITIONAL DESK									

Asset ID	Placed in service	Depr Meth/Conv	Life Yr Mo	Book Cost	Depr & AFYD This Period	YEAR TO DATE				
						Beginning Accum Depr	Current Depr & AFYD	Net Sec 179/Sec 179A	Net Additions Deletions	Ending Accum Depr
Asset GL Acct # 4990-G										
000084	12/31/1993	SL100FM	7 0	249	0	249	0	0	0	249
	TRADITIONAL CREDENZA									
000085	12/31/1993	SL100FM	7 0	298	0	298	0	0	0	298
	SOFA									
000086	12/31/1993	SL100FM	7 0	156	0	156	0	0	0	156
	WING CHAIR									
000087	12/31/1993	SL100FM	7 0	81	0	81	0	0	0	81
	SOFA									
000088	12/31/1993	SL100FM	7 0	135	0	135	0	0	0	135
	BARKLEY DESK									
000089	12/31/1993	SL100FM	7 0	350	0	350	0	0	0	350
	CREDENZA									
000090	12/31/1993	SL100FM	7 0	98	0	98	0	0	0	98
	BARKLEY CREDENZA									
000091	12/31/1993	SL100FM	7 0	356	0	356	0	0	0	356
	STENO CHAIR									
000092	12/31/1993	SL100FM	7 0	30	0	30	0	0	0	30
	CABINET W/LOCK									
000093	12/31/1993	SL100FM	7 0	33	0	33	0	0	0	33
	CHAIR MAT									
000094	12/31/1993	SL100FM	7 0	12	0	12	0	0	0	12
	4 DWR LEGAL FILE									
000095	12/31/1993	SL100FM	7 0	35	0	35	0	0	0	35
	BLIND									
000096	12/31/1993	SL100FM	7 0	25	0	25	0	0	0	25
	HOOVER SWEEPER									
000097	12/31/1993	SL100FM	7 0	39	0	39	0	0	0	39
	ORIENTAL MIRROR									
000098	12/31/1993	SL100FM	7 0	25	0	25	0	0	0	25
	WILD GEESE PICTURE									
000099	12/31/1993	SL100FM	7 0	9	0	9	0	0	0	9
	BRASS CANDLE LAMPS									
000100	12/31/1993	SL100FM	7 0	44	0	44	0	0	0	44
	FLOWN/BIRD PRINTS									
000101	12/31/1993	SL100FM	7 0	49	0	49	0	0	0	49
	FIRE EXTINGUISHER									
000102	12/31/1993	SL100FM	7 0	6	0	6	0	0	0	6
	CALCULATOR									
000103	12/31/1993	SL100FM	5 0	23	0	23	0	0	0	23
	STEREO									
000104	12/31/1993	SL100FM	7 0	34	0	34	0	0	0	34
	DESK PAD									
000105	12/31/1993	SL100FM	7 0	12	0	12	0	0	0	12
	LEATHER-GUEST CHAIRS									
000106	12/31/1993	SL100FM	7 0	30	0	30	0	0	0	30
	IBM TYPEWRITER									
000107	12/31/1993	SL100FM	5 0	154	0	154	0	0	0	154
	MIRROR									
000108	12/31/1993	SL100FM	7 0	50	0	50	0	0	0	50
	(2) PICTURES									
000109	12/31/1993	SL100FM	7 0	24	0	24	0	0	0	24
	COMPUTER TABLE									
000110	12/31/1993	SL100FM	7 0	60	0	60	0	0	0	60
	(1)DESK (2) CHAIRS									
000111	12/31/1993	SL100FM	7 0	24	0	24	0	0	0	24
	COMPUTER/PRINTER									
000112	12/31/1993	SL100FM	5 0	348	0	348	0	0	0	348
	FAX MACHINE									
000113	12/31/1993	SL100FM	7 0	981	0	981	0	0	0	981
	MERLIN PHONE SYSTEM									

Asset ID	Placed in service	Depr Meth/Conv	Life Yr Mo	Book Cost	Depr & AFYD This Period	YEAR TO DATE				
						Beginning Accum Depr	Current Depr & AFYD	Net Sec 179/Sec 179A	Net Additions Deletions	Ending Accum Depr
Asset GL Acct # 4990-G										
000128	12/31/1993	SL100FM	7 0	3,165	0	3,165	0	0	0	3,165
	DEHUMIDIFER									
000175	03/31/1994	SL100FM	7 0	201	0	201	0	0	0	201
	(4) CHAIRS									
000176	03/31/1994	SL100FM	7 0	2,370	0	2,370	0	0	0	2,370
	DESK									
000221	03/31/1994	SL100FM	7 0	3,633	0	3,633	0	0	0	3,633
	GATEWAY 2000 COMPUTE									
000251	07/30/1997	SL100FM	5 0	2,273	0	2,273	0	0	0	2,273
	CHAIR									
000257	03/31/2000	SL100FM	7 0	383	0	383	0	0	0	383
	FAX MACHINE									
000264	04/30/2001	SL100FM	7 0	1,012	0	1,012	0	0	0	1,012
	COMPUTER TOWER									
000268	03/31/2002	SL100FM	5 0	805	0	805	0	0	0	805
	PICTURES									
000275	08/31/2003	SL100FM	7 0	1,515	0	1,515	0	0	0	1,515
	COPIER									
000308	05/31/2004	SL100FM	5 0	851	0	851	0	0	0	851
	Carpet									
000311	08/31/2009	SL100FM	7 0	667	95	135	95	0	0	230
	Printer									
	05/31/2011	SL100FM	5 0	106	14	0	14	0	0	14
Subtotal 4990-G (54)				21,461	109	20,823	109	0	0	20,933
Grand Total				4,286,482	75,160	1,221,821	75,160	0	0	1,296,981

Note There may be differences due to rounding