



See a Social Security Number? Say Something!  
Report Privacy Problems to <https://public.resource.org/privacy>  
Or call the IRS Identity Theft Hotline at 1-800-908-4490



Form 990-PF

Return of Private Foundation  
or Section 4947(a)(1) Nonexempt Charitable Trust  
Treated as a Private Foundation

OMB No 1545-0052  
  
2011

Department of the Treasury  
Internal Revenue Service

Note. The foundation may be able to use a copy of this return to satisfy state reporting requirements

For calendar year 2011, or tax year beginning 01-01-2011 , and ending 12-31-2011

G Check all that apply

☐ Initial return

☐ Initial return of a former public charity

☐ Final return

☐ Amended return

☐ Address change

☐ Name change

Name of foundation  
EL-HIBRI CHARITABLE FOUNDATION

Number and street (or P O box number if mail is not delivered to street address) Room/suite  
1420 16TH STREET NW

City or town, state, and ZIP code  
WASHINGTON, DC 20036

A Employer identification number  
52-2306995

B Telephone number (see page 10 of the instructions)  
(202) 387-9500

C If exemption application is pending, check here ☐

D 1. Foreign organizations, check here ☐

2. Foreign organizations meeting the 85% test, check here and attach computation ☐

E If private foundation status was terminated under section 507(b)(1)(A), check here ☐

F If the foundation is in a 60-month termination under section 507(b)(1)(B), check here ☐

H Check type of organization ☒ Section 501(c)(3) exempt private foundation

☐ Section 4947(a)(1) nonexempt charitable trust ☐ Other taxable private foundation

I Fair market value of all assets at end of year (from Part II, col. (c), line 16) \$ 37,200,795

J Accounting method ☒ Cash ☐ Accrual ☐ Other (specify) (Part I, column (d) must be on cash basis.)

Part I Analysis of Revenue and Expenses (The total of amounts in columns (b), (c), and (d) may not necessarily equal the amounts in column (a) (see page 11 of the instructions) )		(a) Revenue and expenses per books	(b) Net investment income	(c) Adjusted net income	(d) Disbursements for charitable purposes (cash basis only)
Revenue	1 Contributions, gifts, grants, etc , received (attach schedule)	520,000			
	2 Check <input type="checkbox"/> if the foundation is <b>not</b> required to attach Sch B				
	3 Interest on savings and temporary cash investments	1,002	1,002	1,002	
	4 Dividends and interest from securities. . . . .	546,312	546,312	546,312	
	5a Gross rents . . . . .				
	b Net rental income or (loss) _____				
	6a Net gain or (loss) from sale of assets not on line 10	48,416			
	b Gross sales price for all assets on line 6a _____ 32,769,760				
	7 Capital gain net income (from Part IV, line 2) . . . .		48,416		
	8 Net short-term capital gain . . . . .				
	9 Income modifications . . . . .				
	10a Gross sales less returns and allowances				
Operating and Administrative Expenses	b Less Cost of goods sold . . . . .				
	c Gross profit or (loss) (attach schedule) . . . . .				
	11 Other income (attach schedule) . . . . .		29,132		
	12 <b>Total.</b> Add lines 1 through 11 . . . . .	1,115,730	624,862	547,314	
	13 Compensation of officers, directors, trustees, etc	275,142	27,514		247,628
	14 Other employee salaries and wages . . . . .	12,693	1,269		11,424
	15 Pension plans, employee benefits . . . . .				
	16a Legal fees (attach schedule). . . . .	3,877			3,877
	b Accounting fees (attach schedule). . . . .	20,484	2,048		18,436
	c Other professional fees (attach schedule) . . . . .				
	17 Interest . . . . .				
	18 Taxes (attach schedule) (see page 14 of the instructions)	184,102	786		76,727
	19 Depreciation (attach schedule) and depletion . . . .	124,775			
	20 Occupancy . . . . .	67,498	780		66,718
	21 Travel, conferences, and meetings . . . . .	81,266			81,266
	22 Printing and publications . . . . .				
	23 Other expenses (attach schedule). . . . .	52,774	11,742		46,665
	24 <b>Total operating and administrative expenses.</b>				
	Add lines 13 through 23 . . . . .	822,611	44,139		552,741
	25 Contributions, gifts, grants paid . . . . .	1,620,833			1,620,833
	26 <b>Total expenses and disbursements.</b> Add lines 24 and 25	2,443,444	44,139		2,173,574
	27 Subtract line 26 from line 12				
	a <b>Excess of revenue over expenses and disbursements</b>	-1,327,714			
	b <b>Net investment income</b> (if negative, enter -0-)		580,723		
	c <b>Adjusted net income</b> (if negative, enter -0-)			547,314	

Part II

Balance Sheets

Attached schedules and amounts in the description column should be for end-of-year amounts only (See instructions )

Assets	1	Cash—non-interest-bearing . . . . .	292,976	24,512	24,512	
	2	Savings and temporary cash investments . . . . .	2,560,987	1,058,229	1,058,229	
	3	Accounts receivable ▶ _____ Less allowance for doubtful accounts ▶ _____				
	4	Pledges receivable ▶ _____ Less allowance for doubtful accounts ▶ _____				
	5	Grants receivable . . . . .				
	6	Receivables due from officers, directors, trustees, and other disqualified persons (attach schedule) (see page 15 of the instructions) . . . . .				
	7	Other notes and loans receivable (attach schedule) ▶ _____ Less allowance for doubtful accounts ▶ _____				
	8	Inventories for sale or use . . . . .				
	9	Prepaid expenses and deferred charges . . . . .				
	10a	Investments—U S and state government obligations (attach schedule)				
	b	Investments—corporate stock (attach schedule) . . . . .	11,688,761	12,639,132	18,673,500	
	c	Investments—corporate bonds (attach schedule). . . . .	1,105,581	885,649	924,311	
	11	Investments—land, buildings, and equipment basis ▶ _____ Less accumulated depreciation (attach schedule) ▶ _____				
	12	Investments—mortgage loans . . . . .				
	13	Investments—other (attach schedule) . . . . .	9,895,010	10,892,994	10,986,431	
	Liabilities	14	Land, buildings, and equipment basis ▶ 4,866,146 Less accumulated depreciation (attach schedule) ▶ 718,230	4,224,481	4,147,916	5,505,026
15		Other assets (describe ▶ _____)	1,237,136	28,786	28,786	
16		Total assets (to be completed by all filers—see the instructions Also, see page 1, item I)	31,004,932	29,677,218	37,200,795	
17		Accounts payable and accrued expenses . . . . .				
18		Grants payable . . . . .				
19		Deferred revenue . . . . .				
20		Loans from officers, directors, trustees, and other disqualified persons				
21		Mortgages and other notes payable (attach schedule) . . . . .				
22		Other liabilities (describe ▶ _____)				
23		Total liabilities (add lines 17 through 22) . . . . .		0		
Net Assets or Fund Balances			Foundations that follow SFAS 117, check here ▶ <input type="checkbox"/> and complete lines 24 through 26 and lines 30 and 31.			
		24	Unrestricted . . . . .			
		25	Temporarily restricted . . . . .			
		26	Permanently restricted . . . . .			
			Foundations that do not follow SFAS 117, check here ▶ <input checked="" type="checkbox"/> and complete lines 27 through 31.			
		27	Capital stock, trust principal, or current funds . . . . .			
	28	Paid-in or capital surplus, or land, bldg , and equipment fund				
	29	Retained earnings, accumulated income, endowment, or other funds	31,004,932	29,677,218		
	30	Total net assets or fund balances (see page 17 of the instructions) . . . . .	31,004,932	29,677,218		
	31	Total liabilities and net assets/fund balances (see page 17 of the instructions) . . . . .	31,004,932	29,677,218		

Part III

Analysis of Changes in Net Assets or Fund Balances

1	Total net assets or fund balances at beginning of year—Part II, column (a), line 30 (must agree with end-of-year figure reported on prior year’s return) . . . . .	1	31,004,932
2	Enter amount from Part I, line 27a . . . . .	2	-1,327,714
3	Other increases not included in line 2 (itemize) ▶ _____	3	
4	Add lines 1, 2, and 3 . . . . .	4	29,677,218
5	Decreases not included in line 2 (itemize) ▶ _____	5	
6	Total net assets or fund balances at end of year (line 4 minus line 5)—Part II, column (b), line 30 . .	6	29,677,218

Part IV Capital Gains and Losses for Tax on Investment Income

(a) List and describe the kind(s) of property sold (e g , real estate, 2-story brick warehouse, or common stock, 200 shs MLC Co )		(b) How acquired P—Purchase D—Donation	(c) Date acquired (mo , day, yr )	(d) Date sold (mo , day, yr )
1 a				
b Capital Gain Dividends				
c				
d				
e				

(e) Gross sales price	(f) Depreciation allowed (or allowable)	(g) Cost or other basis plus expense of sale	(h) Gain or (loss) (e) plus (f) minus (g)
a			6,325
b			
c			
d			
e			

Complete only for assets showing gain in column (h) and owned by the foundation on 12/31/69

(i) F M V as of 12/31/69	(j) Adjusted basis as of 12/31/69	(k) Excess of col (i) over col (j), if any	(l) Gains (Col (h) gain minus col (k), but not less than -0-) or Losses (from col (h))
a			
b			
c			
d			
e			

2 Capital gain net income or (net capital loss)	{ If gain, also enter in Part I, line 7 If (loss), enter -0- in Part I, line 7 }	2	48,416
3 Net short-term capital gain or (loss) as defined in sections 1222(5) and (6) If gain, also enter in Part I, line 8, column (c) (see pages 13 and 17 of the instructions) If (loss), enter -0- in Part I, line 8 . . . . .		3	-223,776

Part V Qualification Under Section 4940(e) for Reduced Tax on Net Investment Income

(For optional use by domestic private foundations subject to the section 4940(a) tax on net investment income )

If section 4940(d)(2) applies, leave this part blank

Was the foundation liable for the section 4942 tax on the distributable amount of any year in the base period? ☐ Yes ☒ No

If "Yes," the foundation does not qualify under section 4940(e) Do not complete this part

1 Enter the appropriate amount in each column for each year, see page 18 of the instructions before making any entries

(a) Base period years Calendar year (or tax year beginning in)	(b) Adjusted qualifying distributions	(c) Net value of noncharitable-use assets	(d) Distribution ratio (col (b) divided by col (c))
2010	2,221,895	31,813,764	0 06984
2009	3,769,885	31,228,828	0 12072
2008	526,921	39,853,255	0 01322
2007	395,659	4,669,204	0 08474
2006	434,701	1,977,877	0 21978

2 Total of line 1, column (d). . . . .	2	0 50830
3 Average distribution ratio for the 5-year base period—divide the total on line 2 by 5, or by the number of years the foundation has been in existence if less than 5 years . . . .	3	0 10166
4 Enter the net value of noncharitable-use assets for 2011 from Part X, line 5. . . . .	4	34,839,560
5 Multiply line 4 by line 3. . . . .	5	3,541,790
6 Enter 1% of net investment income (1% of Part I, line 27b). . . . .	6	5,807
7 Add lines 5 and 6. . . . .	7	3,547,597
8 Enter qualifying distributions from Part XII, line 4. . . . .	8	2,181,805

If line 8 is equal to or greater than line 7, check the box in Part VI, line 1b, and complete that part using a 1% tax rate See the Part VI instructions on page 18

Part VIExcise Tax Based on Investment Income (Section 4940(a), 4940(b), 4940(e), or 4948—see page 18 of the instructions)









1a		Exempt operating foundations described in section 4940(d)(2), check here <input type="checkbox"/> and enter "N/A" on line 1			
		Date of ruling or determination letter _____ (attach copy of letter if necessary—see instructions)			
b		Domestic foundations that meet the section 4940(e) requirements in Part V, check here <input type="checkbox"/> and enter 1% of Part I, line 27b . . . . .		1	11,614
c		All other domestic foundations enter 2% of line 27b Exempt foreign organizations enter 4% of Part I, line 12, col (b)			
2		Tax under section 511 (domestic section 4947(a)(1) trusts and taxable foundations only Others enter -0-)		2	
3		Add lines 1 and 2. . . . .		3	11,614
4		Subtitle A (income) tax (domestic section 4947(a)(1) trusts and taxable foundations only Others enter -0-)		4	
5		Tax based on investment income. Subtract line 4 from line 3 If zero or less, enter -0- . . . . .		5	11,614
6		Credits/Payments			
a		2011 estimated tax payments and 2010 overpayment credited to 2011	6a	39,534	
b		Exempt foreign organizations—tax withheld at source . . . . .	6b		
c		Tax paid with application for extension of time to file (Form 8868)	6c		
d		Backup withholding erroneously withheld . . . . .	6d		
7		Total credits and payments Add lines 6a through 6d. . . . .		7	39,534
8		Enter any penalty for underpayment of estimated tax Check here <input checked="" type="checkbox"/> if Form 2220 is attached		8	
9		Tax due. If the total of lines 5 and 8 is more than line 7, enter amount owed . . . . .		9	
10		Overpayment. If line 7 is more than the total of lines 5 and 8, enter the amount overpaid. . . . .		10	27,920
11		Enter the amount of line 10 to be Credited to 2012 estimated tax  27,920	Refunded	11	

Part VII-AStatements Regarding Activities

1a	During the tax year, did the foundation attempt to influence any national, state, or local legislation or did it participate or intervene in any political campaign? . . . . .		Yes	No
		1a		No
b	Did it spend more than \$100 during the year (either directly or indirectly) for political purposes (see page 19 of the instructions for definition)? . . . . .			No
	If the answer is "Yes" to 1a or 1b, attach a detailed description of the activities and copies of any materials published or distributed by the foundation in connection with the activities.			
c	Did the foundation file Form 1120-POL for this year? . . . . .	1c		No
d	Enter the amount (if any) of tax on political expenditures (section 4955) imposed during the year (1) On the foundation  \$ _____ (2) On foundation managers  \$ _____			
e	Enter the reimbursement (if any) paid by the foundation during the year for political expenditure tax imposed on foundation managers  \$ _____			
2	Has the foundation engaged in any activities that have not previously been reported to the IRS? . . . . .	2		No
	If "Yes," attach a detailed description of the activities.			
3	Has the foundation made any changes, not previously reported to the IRS, in its governing instrument, articles of incorporation, or bylaws, or other similar instruments? If "Yes," attach a conformed copy of the changes . . . . .	3		No
4a	Did the foundation have unrelated business gross income of \$1,000 or more during the year? . . . . .	4a		No
b	If "Yes," has it filed a tax return on Form 990-T for this year? . . . . .	4b		No
5	Was there a liquidation, termination, dissolution, or substantial contraction during the year? . . . . .	5		No
	If "Yes," attach the statement required by General Instruction T.			
6	Are the requirements of section 508(e) (relating to sections 4941 through 4945) satisfied either <ul style="list-style-type: none"><li>By language in the governing instrument, or</li><li>By state legislation that effectively amends the governing instrument so that no mandatory directions that conflict with the state law remain in the governing instrument? . . . . .</li></ul>	6	Yes	
7	Did the foundation have at least \$5,000 in assets at any time during the year? If "Yes," complete Part II, col (c), and Part XV	7	Yes	
8a	Enter the states to which the foundation reports or with which it is registered (see page 19 of the instructions)  DC _____			
b	If the answer is "Yes" to line 7, has the foundation furnished a copy of Form 990-PF to the Attorney General (or designate) of each state as required by General Instruction G? If "No," attach explanation .	8b	Yes	
9	Is the foundation claiming status as a private operating foundation within the meaning of section 4942(j)(3) or 4942(j)(5) for calendar year 2011 or the taxable year beginning in 2011 (see instructions for Part XIV on page 27)? If "Yes," complete Part XIV . . . . .	9		No
10	Did any persons become substantial contributors during the tax year? If "Yes," attach a schedule listing their names and addresses	10		No




Part VII-A

Statements Regarding Activities *(continued)*

11	At any time during the year, did the foundation, directly or indirectly, own a controlled entity within the meaning of section 512(b)(13)? If "Yes," attach schedule (see page 20 of the instructions).	11		No
12	Did the foundation acquire a direct or indirect interest in any applicable insurance contract before August 17, 2008?	12		No
13	Did the foundation comply with the public inspection requirements for its annual returns and exemption application? Website address  www.elhibrifoundation.org	13	Yes	
14	The books are in care of  GREG SIEGRIST Telephone no  (202) 387-9500 Located at  1420 16TH ST NW WASHINGTON DC ZIP+4  20036			
15	Section 4947(a)(1) nonexempt charitable trusts filing Form 990-PF in lieu of <b>Form 1041</b> —Check here . . . . .  <input type="checkbox"/> and enter the amount of tax-exempt interest received or accrued during the year . . . . .  15			
16	At any time during calendar year 2011, did the foundation have an interest in or a signature or other authority over a bank, securities, or other financial account in a foreign country? . . . . .	16	Yes No	No No
See the instructions for exceptions and filing requirements for Form TD F 90-22.1 If "Yes", enter the name of the foreign country 				

Part VII-B

Statements Regarding Activities for Which Form 4720 May Be Required

File Form 4720 if any item is checked in the "Yes" column, unless an exception applies.			Yes	No
1a	During the year did the foundation (either directly or indirectly) (1) Engage in the sale or exchange, or leasing of property with a disqualified person? <input type="checkbox"/> Yes <input checked="" type="checkbox"/> No (2) Borrow money from, lend money to, or otherwise extend credit to (or accept it from) a disqualified person? . . . . . <input type="checkbox"/> Yes <input checked="" type="checkbox"/> No (3) Furnish goods, services, or facilities to (or accept them from) a disqualified person? <input type="checkbox"/> Yes <input checked="" type="checkbox"/> No (4) Pay compensation to, or pay or reimburse the expenses of, a disqualified person? <input checked="" type="checkbox"/> Yes <input type="checkbox"/> No (5) Transfer any income or assets to a disqualified person (or make any of either available for the benefit or use of a disqualified person)? . . . . . <input type="checkbox"/> Yes <input checked="" type="checkbox"/> No (6) Agree to pay money or property to a government official? ( <b>Exception.</b> Check "No" if the foundation agreed to make a grant to or to employ the official for a period after termination of government service, if terminating within 90 days ). . . . . <input type="checkbox"/> Yes <input checked="" type="checkbox"/> No			
b	If any answer is "Yes" to 1a(1)–(6), did <b>any</b> of the acts fail to qualify under the exceptions described in Regulations section 53.4941(d)-3 or in a current notice regarding disaster assistance (see page 20 of the instructions)? . . . Organizations relying on a current notice regarding disaster assistance check here. . . . .  <input type="checkbox"/>	1b		No
c	Did the foundation engage in a prior year in any of the acts described in 1a, other than excepted acts, that were not corrected before the first day of the tax year beginning in 2011? . . . . .	1c		No
2	Taxes on failure to distribute income (section 4942) (does not apply for years the foundation was a private operating foundation defined in section 4942(j)(3) or 4942(j)(5))			
a	At the end of tax year 2011, did the foundation have any undistributed income (lines 6d and 6e, Part XIII) for tax year(s) beginning before 2011? . . . . . <input type="checkbox"/> Yes <input checked="" type="checkbox"/> No If "Yes," list the years  20____, 20____, 20____, 20____			
b	Are there any years listed in 2a for which the foundation is <b>not</b> applying the provisions of section 4942(a)(2) (relating to incorrect valuation of assets) to the year's undistributed income? (If applying section 4942(a)(2) to <b>all</b> years listed, answer "No" and attach statement—see page 20 of the instructions ). . . . .	2b		No
c	If the provisions of section 4942(a)(2) are being applied to any of the years listed in 2a, list the years here  20____, 20____, 20____, 20____			
3a	Did the foundation hold more than a 2% direct or indirect interest in any business enterprise at any time during the year? . . . . . <input type="checkbox"/> Yes <input checked="" type="checkbox"/> No			
b	If "Yes," did it have excess business holdings in 2011 as a result of (1) any purchase by the foundation or disqualified persons after May 26, 1969, (2) the lapse of the 5-year period (or longer period approved by the Commissioner under section 4943(c)(7)) to dispose of holdings acquired by gift or bequest, or (3) the lapse of the 10-, 15-, or 20-year first phase holding period? ( <i>Use Schedule C, Form 4720, to determine if the foundation had excess business holdings in 2011.</i> ). . . . .	3b		No
4a	Did the foundation invest during the year any amount in a manner that would jeopardize its charitable purposes?	4a		No
b	Did the foundation make any investment in a prior year (but after December 31, 1969) that could jeopardize its charitable purpose that had not been removed from jeopardy before the first day of the tax year beginning in 2011?	4b		No

Part VII-B

Statements Regarding Activities for Which Form 4720 May Be Required (continued)

5a

During the year did the foundation pay or incur any amount to

(1)

Carry on propaganda, or otherwise attempt to influence legislation (section 4945(e))?

YesNo

(2)

Influence the outcome of any specific public election (see section 4955), or to carry on, directly or indirectly, any voter registration drive?

YesNo

(3)

Provide a grant to an individual for travel, study, or other similar purposes?

YesNo

(4)

Provide a grant to an organization other than a charitable, etc , organization described in section 509(a)(1 ), (2), or (3), or section 4940(d)(2)? (see page 22 of the instructions).

YesNo

(5)

Provide for any purpose other than religious, charitable, scientific, literary, or educational purposes, or for the prevention of cruelty to children or animals?

YesNo

b

If any answer is "Yes" to 5a(1)–(5), did **any** of the transactions fail to qualify under the exceptions described in Regulations section 53.4945 or in a current notice regarding disaster assistance (see page 22 of the instructions)? Organizations relying on a current notice regarding disaster assistance check here.

YesNo

5b

No

c

If the answer is "Yes" to question 5a(4), does the foundation claim exemption from the tax because it maintained expenditure responsibility for the grant?

YesNo

If "Yes," attach the statement required by Regulations section 53.4945–5(d).

6a

Did the foundation, during the year, receive any funds, directly or indirectly, to pay premiums on a personal benefit contract?

YesNo

b

Did the foundation, during the year, pay premiums, directly or indirectly, on a personal benefit contract?

YesNo

If "Yes" to 6b, file Form 8870.

6b

No

7a

At any time during the tax year, was the foundation a party to a prohibited tax shelter transaction?

YesNo

b

If yes, did the foundation receive any proceeds or have any net income attributable to the transaction?

YesNo

7b

No

Part VIII

Information About Officers, Directors, Trustees, Foundation Managers, Highly Paid Employees, and Contractors

1

List all officers, directors, trustees, foundation managers and their compensation (see page 22 of the instructions).

(a) Name and address	(b) Title, and average hours per week devoted to position	(c) Compensation (If not paid, enter -0-)	(d) Contributions to employee benefit plans and deferred compensation	(e) Expense account, other allowances
See Additional Data Table				

2

Compensation of five highest-paid employees (other than those included on line 1—see page 23 of the instructions). If none, enter "NONE."

(a) Name and address of each employee paid more than \$50,000	(b) Title, and average hours per week devoted to position	(c) Compensation	(d) Contributions to employee benefit plans and deferred compensation	(e) Expense account, other allowances
NONE				

Total

number of other employees paid over \$50,000.

Part VIII

Information About Officers, Directors, Trustees, Foundation Managers, Highly Paid Employees, and Contractors (continued)

3 Five highest-paid independent contractors for professional services (see page 23 of the instructions). If none, enter "NONE".		
(a) Name and address of each person paid more than \$50,000	(b) Type of service	(c) Compensation
NONE		
Total number of others receiving over \$50,000 for professional services. . . . .		

Part IX-A

Summary of Direct Charitable Activities

List the foundation's four largest direct charitable activities during the tax year. Include relevant statistical information such as the number of organizations and other beneficiaries served, conferences convened, research papers produced, etc.	Expenses
1The El-Hibri Peace Education Prize Program provided a \$15,000 award to recognize a peace education leader for his/her past achievements in the field of peace education. The Program included publicizing the \$15,000 award, soliciting nominations, organizing a selection committee managed by Nonviolence International, and hosting an award event at the foundation attended by over 80 people.	46,459
2The Ibrahim El-Hibri Interfaith Lecture included a speech entitled "Abraham and the Discourse Between his Spiritual Descendants" which was given by a leader in the interfaith community. This speech was given in connection with Ramadan and an Iftar dinner following the lecture. The lecture included approximately 50 attendees.	9,924
3The foundation hosted a course entitled "Alternatives to Violence" provided by Colman McCarthy, a leader in peace education, which was for six weeks in the summer. There were 12 recipients.	9,694
4At a University of the Middle East symposium and reception hosted at the foundation, teachers from the University of the Middle East provided interactive presentations to the DC education community. There were approximately 60 attendees.	2,867

Part IX-B

Summary of Program-Related Investments (see page 23 of the instructions)

Describe the two largest program-related investments made by the foundation during the tax year on lines 1 and 2.	Amount
1	
2	
All other program-related investments. See page 24 of the instructions.	
3	
Total. Add lines 1 through 3. . . . .	



Part X

Minimum Investment Return (All domestic foundations must complete this part. Foreign foundations, see page 24 of the instructions.)

1	Fair market value of assets not used (or held for use) directly in carrying out charitable, etc , purposes		
a	Average monthly fair market value of securities. . . . .	1a	21,937,357
b	Average of monthly cash balances. . . . .	1b	383,746
c	Fair market value of all other assets (see page 24 of the instructions). . . . .	1c	13,049,009
d	Total (add lines 1a, b, and c). . . . .	1d	35,370,112
e	Reduction claimed for blockage or other factors reported on lines 1a and 1c (attach detailed explanation). . . . .	1e	0
2	Acquisition indebtedness applicable to line 1 assets. . . . .	2	
3	Subtract line 2 from line 1d. . . . .	3	35,370,112
4	Cash deemed held for charitable activities Enter 1 1/2% of line 3 (for greater amount, see page 25 of the instructions). . . . .	4	530,552
5	Net value of noncharitable-use assets. Subtract line 4 from line 3 Enter here and on Part V, line 4	5	34,839,560
6	Minimum investment return. Enter 5% of line 5. . . . .	6	1,741,978

Part XI

Distributable Amount (see page 25 of the instructions) (Section 4942(j)(3) and (j)(5) private operating foundations and certain foreign organizations check here ☒ and do not complete this part.)

1	Minimum investment return from Part X, line 6. . . . .	1	1,741,978
2a	Tax on investment income for 2011 from Part VI, line 5. . . . .	2a	11,614
b	Income tax for 2011 (This does not include the tax from Part VI ). . . . .	2b	
c	Add lines 2a and 2b. . . . .	2c	11,614
3	Distributable amount before adjustments Subtract line 2c from line 1. . . . .	3	1,730,364
4	Recoveries of amounts treated as qualifying distributions. . . . .	4	
5	Add lines 3 and 4. . . . .	5	1,730,364
6	Deduction from distributable amount (see page 25 of the instructions). . . . .	6	
7	Distributable amount as adjusted Subtract line 6 from line 5 Enter here and on Part XIII, line 1. . . . .	7	1,730,364

Part XII

Qualifying Distributions (see page 25 of the instructions)

1	Amounts paid (including administrative expenses) to accomplish charitable, etc , purposes		
a	Expenses, contributions, gifts, etc —total from Part I, column (d), line 26. . . . .	1a	2,173,574
b	Program-related investments—total from Part IX-B. . . . .	1b	
2	Amounts paid to acquire assets used (or held for use) directly in carrying out charitable, etc , purposes. . . . .	2	8,231
3	Amounts set aside for specific charitable projects that satisfy the		
a	Suitability test (prior IRS approval required). . . . .	3a	
b	Cash distribution test (attach the required schedule). . . . .	3b	
4	Qualifying distributions. Add lines 1a through 3b Enter here and on Part V, line 8, and Part XIII, line 4	4	2,181,805
5	Foundations that qualify under section 4940(e) for the reduced rate of tax on net investment income Enter 1% of Part I, line 27b (see page 26 of the instructions). . . . .	5	
6	Adjusted qualifying distributions. Subtract line 5 from line 4. . . . .	6	2,181,805
Note: The amount on line 6 will be used in Part V, column (b), in subsequent years when calculating whether the foundation qualifies for the section 4940(e) reduction of tax in those years			

Part XIII

Undistributed Income (see page 26 of the instructions)

		(a) Corpus	(b) Years prior to 2010	(c) 2010	(d) 2011
1	Distributable amount for 2011 from Part XI, line 7				1,730,364
2	Undistributed income, if any, as of the end of 2011				
a	Enter amount for 2010 only. . . . .				
b	Total for prior years 20____, 20____, 20____				
3	Excess distributions carryover, if any, to 2011				
a	From 2006. . . . .				336,336
b	From 2007. . . . .				162,877
c	From 2008. . . . .				
d	From 2009. . . . .				2,235,233
e	From 2010. . . . .				705,981
f	Total of lines 3a through e. . . . .	3,440,427			
4	Qualifying distributions for 2011 from Part XII, line 4 ▶ \$ 2,181,805				
a	Applied to 2010, but not more than line 2a				
b	Applied to undistributed income of prior years (Election required—see page 26 of the instructions)				
c	Treated as distributions out of corpus (Election required—see page 26 of the instructions). . .	0			
d	Applied to 2011 distributable amount. . . . .				1,730,364
e	Remaining amount distributed out of corpus	451,441			
5	Excess distributions carryover applied to 2011 (If an amount appears in column (d), the same amount must be shown in column (a).)				
6	Enter the net total of each column as indicated below:				
a	Corpus Add lines 3f, 4c, and 4e Subtract line 5	3,891,868			
b	Prior years' undistributed income Subtract line 4b from line 2b. . . . .				
c	Enter the amount of prior years' undistributed income for which a notice of deficiency has been issued, or on which the section 4942(a) tax has been previously assessed. . . . .				
d	Subtract line 6c from line 6b Taxable amount—see page 27 of the instructions . . .				
e	Undistributed income for 2010 Subtract line 4a from line 2a Taxable amount—see page 27 of the instructions . . . . .				
f	Undistributed income for 2011 Subtract lines 4d and 5 from line 1 This amount must be distributed in 2011. . . . .				0
7	Amounts treated as distributions out of corpus to satisfy requirements imposed by section 170(b)(1)(F) or 4942(g)(3) (see page 27 of the instructions). . . . .				
8	Excess distributions carryover from 2006 not applied on line 5 or line 7 (see page 27 of the instructions). . . . .	336,336			
9	Excess distributions carryover to 2012. Subtract lines 7 and 8 from line 6a. . . . .	3,555,532			
10	Analysis of line 9				
a	Excess from 2007. . . .				162,877
b	Excess from 2008. . . .				
c	Excess from 2009. . . .				2,235,233
d	Excess from 2010. . . .				705,981
e	Excess from 2011. . . .				451,441

Part XIV

Private Operating Foundations (see page 27 of the instructions and Part VII-A, question 9)

1a

If the foundation has received a ruling or determination letter that it is a private operating foundation, and the ruling is effective for 2011, enter the date of the ruling.

b

Check box to indicate whether the organization is a private operating foundation described in section 4942(j)(3) or 4942(j)(5)

☐ 4942(j)(3) ☐ 4942(j)(5)

2a	Enter the lesser of the adjusted net income from Part I or the minimum investment return from Part X for each year listed.	Tax year	Prior 3 years			(e) Total
		(a) 2011	(b) 2010	(c) 2009	(d) 2008	
b	85% of line 2a					
c	Qualifying distributions from Part XII, line 4 for each year listed.					
d	Amounts included in line 2c not used directly for active conduct of exempt activities.					
e	Qualifying distributions made directly for active conduct of exempt activities. Subtract line 2d from line 2c.					
3	Complete 3a, b, or c for the alternative test relied upon					
a	"Assets" alternative test—enter					
	(1) Value of all assets					
	(2) Value of assets qualifying under section 4942(j)(3)(B)(i)					
b	"Endowment" alternative test— enter 2/3 of minimum investment return shown in Part X, line 6 for each year listed.					
c	"Support" alternative test—enter					
	(1) Total support other than gross investment income (interest, dividends, rents, payments on securities loans (section 512(a)(5)), or royalties).					
	(2) Support from general public and 5 or more exempt organizations as provided in section 4942(j)(3)(B)(iii).					
	(3) Largest amount of support from an exempt organization					
	(4) Gross investment income					

Part XV

Supplementary Information (Complete this part only if the organization had \$5,000 or more in assets at any time during the year—see page 27 of the instructions.)

1

Information Regarding Foundation Managers:

a

List any managers of the foundation who have contributed more than 2% of the total contributions received by the foundation before the close of any tax year (but only if they have contributed more than \$5,000) (See section 507(d)(2) )

FUAD EL-HIBRI

b

List any managers of the foundation who own 10% or more of the stock of a corporation (or an equally large portion of the ownership of a partnership or other entity) of which the foundation has a 10% or greater interest

FUAD EL-HIBRI

2

Information Regarding Contribution, Grant, Gift, Loan, Scholarship, etc., Programs:

Check here ☐ if the foundation only makes contributions to preselected charitable organizations and does not accept unsolicited requests for funds. If the foundation makes gifts, grants, etc. (see page 28 of the instructions) to individuals or organizations under other conditions, complete items 2a, b, c, and d.

a

The name, address, and telephone number of the person to whom applications should be addressed

ZEN HUNTER-ISHIKAWA  
1420 16TH ST NW  
WASHINGTON, DC 20036  
(202) 387-9500

b

The form in which applications should be submitted and information and materials they should include

NO PRESCRIBED FORM PLEASE PROVIDE INFORMATION ON BACKGROUND AND HISTORY OF ORGANIZATION AS WELL AS ITS TAX-EXEMPT STATUS, AMOUNT OF FUNDING REQUESTED AND PROPOSED USE OF THOSE FUNDS

c

Any submission deadlines

NONE



d

Any restrictions or limitations on awards, such as by geographical areas, charitable fields, kinds of institutions, or other factors

NONE

**Part XV** **Supplementary Information** (continued)

**3 Grants and Contributions Paid During the Year or Approved for Future Payment**

Recipient	If recipient is an individual, show any relationship to any foundation manager or substantial contributor	Foundation status of recipient	Purpose of grant or contribution	Amount
Name and address (home or business)				
<b>a</b> <i>Paid during the year</i> SEE ATTACHED STATEMENT 16 FOR LIST OF RECIPIENTS REQD INFO WASHINGTON,DC 20036	see attached	attached	SEE ATTACHED LIST OF RECIPIENTS FOR SPECIFIC GRANT PURPOSES	1,620,833
<b>Total</b> . . . . .			 <b>3a</b>	1,620,833
<b>b</b> <i>Approved for future payment</i>				
<b>Total</b> . . . . .			 <b>3b</b>	

Enter gross amounts unless otherwise indicated	Unrelated business income		Excluded by section 512, 513, or 514		(e) Related or exempt function income (See page 28 of the instructions )
	(a) Business code	(b) Amount	(c) Exclusion code	(d) Amount	
<b>1</b> Program service revenue					
<b>a</b> _____					
<b>b</b> _____					
<b>c</b> _____					
<b>d</b> _____					
<b>e</b> _____					
<b>f</b> _____					
<b>g</b> Fees and contracts from government agencies					
<b>2</b> Membership dues and assessments. . . . .					
<b>3</b> Interest on savings and temporary cash investments			14	1,002	
<b>4</b> Dividends and interest from securities. . . . .			14	546,312	
<b>5</b> Net rental income or (loss) from real estate					
<b>a</b> Debt-financed property. . . . .					
<b>b</b> Not debt-financed property. . . . .					
<b>6</b> Net rental income or (loss) from personal property					
<b>7</b> Other investment income. . . . .					
<b>8</b> Gain or (loss) from sales of assets other than inventory					48,416
<b>9</b> Net income or (loss) from special events					
<b>10</b> Gross profit or (loss) from sales of inventory. . .					
<b>11</b> Other revenue <b>a</b> _____					
<b>b</b> _____					
<b>c</b> _____					
<b>d</b> _____					
<b>e</b> _____					
<b>12</b> Subtotal Add columns (b), (d), and (e). . .				547,314	48,416
<b>13 Total.</b> Add line 12, columns (b), (d), and (e). . . . . <b>13</b>					595,730

[illegible]

<b>1</b> Did the organization directly or indirectly engage in any of the following with any other organization described in section 501(c) of the Code (other than section 501(c)(3) organizations) or in section 527, relating to political organizations?		<b>Yes</b>	<b>No</b>
<b>a</b> Transfers from the reporting foundation to a noncharitable exempt organization of			
<b>(1)</b> Cash.	<b>1a(1)</b>		<b>No</b>
<b>(2)</b> Other assets.	<b>1a(2)</b>		<b>No</b>
<b>b</b> Other transactions			
<b>(1)</b> Sales of assets to a noncharitable exempt organization.	<b>1b(1)</b>		<b>No</b>
<b>(2)</b> Purchases of assets from a noncharitable exempt organization.	<b>1b(2)</b>		<b>No</b>
<b>(3)</b> Rental of facilities, equipment, or other assets.	<b>1b(3)</b>		<b>No</b>
<b>(4)</b> Reimbursement arrangements.	<b>1b(4)</b>		<b>No</b>
<b>(5)</b> Loans or loan guarantees.	<b>1b(5)</b>		<b>No</b>
<b>(6)</b> Performance of services or membership or fundraising solicitations.	<b>1b(6)</b>		<b>No</b>
<b>c</b> Sharing of facilities, equipment, mailing lists, other assets, or paid employees.	<b>1c</b>		<b>No</b>
<b>d</b> If the answer to any of the above is "Yes," complete the following schedule. Column <b>(b)</b> should always show the fair market value of the goods, other assets, or services given by the reporting foundation. If the foundation received less than fair market value in any transaction or sharing arrangement, show in column <b>(d)</b> the value of the goods, other assets, or services received.			

[illegible]

**2a** Is the foundation directly or indirectly affiliated with, or related to, one or more tax-exempt organizations described in section 501(c) of the Code (other than section 501(c)(3)) or in section 527? . . . ☐ Yes ☒ No

<b>b</b> If "Yes," complete the following schedule		
<b>(a)</b> Name of organization	<b>(b)</b> Type of organization	<b>(c)</b> Description of relationship

Sign Here	Under penalties of perjury, I declare that I have examined this return, including accompanying schedules and statements, and to the best of my knowledge and belief, it is true, correct, and complete Declaration of preparer (other than taxpayer or fiduciary) is based on all information of which preparer has any knowledge				
	*****			2012-10-05	*****
	Signature of officer or trustee			Date	Title
	Paid Preparer's Use Only	Preparer's Signature ▶ Harry Bauer		Date	Check if self-employed <input checked="" type="checkbox"/> PTIN
		Firm's name ▶ Bauer & Scott CPAs LLP			Firm's EIN ▶
16027 Comprint Circle					
Firm's address ▶ Gaithersburg, MD 20877			Phone no (301) 948-8940		

May the IRS discuss this return with the preparer shown above? See instructions . . . . . ☒ Yes ☐ No

Schedule B

(Form 990, 990-EZ, or 990-PF)

Department of the Treasury  
Internal Revenue Service

Schedule of Contributors

▶ Attach to Form 990, 990-EZ, or 990-PF.

OMB No 1545-0047

2011

<b>Name of organization</b> EL-HIBRI CHARITABLE FOUNDATION	<b>Employer identification number</b> 52-2306995
---	---

Organization type (check one)

<b>Filers of:</b>	<b>Section:</b>
Form 990 or 990-EZ	<input type="checkbox"/> 501(c)( ) (enter number) organization
	<input type="checkbox"/> 4947(a)(1) nonexempt charitable trust <b>not</b> treated as a private foundation
	<input type="checkbox"/> 527 political organization
Form 990-PF	<input checked="" type="checkbox"/> 501(c)(3) exempt private foundation
	<input type="checkbox"/> 4947(a)(1) nonexempt charitable trust treated as a private foundation
	<input type="checkbox"/> 501(c)(3) taxable private foundation

Check if your organization is covered by the **General Rule** or a **Special Rule**.  
**Note.** Only a section 501(c)(7), (8), or (10) organization can check boxes for both the General Rule and a Special Rule See instructions

**General Rule—**

☒ For an organization filing Form 990, 990-EZ, or 990-PF that received, during the year, \$5,000 or more (in money or property) from any one contributor Complete Parts I and II

**Special Rules**

☐ For a section 501(c)(3) organization filing Form 990 or 990-EZ, that met the 33<sup>1</sup>/<sub>3</sub>% support test of the regulations under sections 509(a)(1) and 170(b)(1)(A)(vi), and received from any one contributor, during the year, a contribution of the greater of **(1)** \$5,000 or **(2)** 2% of the amount on (i) Form 990, Part VIII, line 1h, or (ii) Form 990-EZ, line 1 Complete Parts I and II

☐ For a section 501(c)(7), (8), or (10) organization filing Form 990, or 990-EZ, that received from any one contributor, during the year, aggregate contributions of more than \$1,000 for use *exclusively* for religious, charitable, scientific, literary, or educational purposes, or the prevention of cruelty to children or animals Complete Parts I, II, and III

☐ For a section 501(c)(7), (8), or (10) organization filing Form 990, or 990-EZ, that received from any one contributor, during the year, contributions for use *exclusively* for religious, charitable, etc , purposes, but these contributions did not aggregate to more than \$1,000 If this box is checked, enter here the total contributions that were received during the year for an *exclusively* religious, charitable, etc , purpose Do not complete any of the parts unless the **General Rule** applies to this organization because it received nonexclusively religious, charitable, etc , contributions of \$5,000 or more during the year . . . . . ▶ \$ \_\_\_\_\_

**Caution.** An Organization that is not covered by the General Rule and/or the Special Rules does not file Schedule B (Form 990, 990-EZ, or 990-PF), but it **must** answer “No” on Part IV, line 2 of its Form 990, or check the box in the heading of its Form 990-EZ, or on line 2 of its Form 990-PF, to certify that it does not meet the filing requirements of Schedule B (Form 990, 990-EZ, or 990-PF)

<b>Name of organization</b> EL-HIBRI CHARITABLE FOUNDATION	<b>Employer identification number</b> 52-2306995
---	---

**Part I** **Contributors** (see instructions) Use duplicate copies of Part III  
 additional space is needed

(a) No.	(b) Name, address, and ZIP + 4	(c) Aggregate contributions	(d) Type of contribution
<u>2</u>	ELISABETH EL-HIBRI 1420 16TH STREET NW WASHINGTON, DC 20036	\$ 500,000	Person <input checked="" type="checkbox"/> Payroll <input type="checkbox"/> Noncash <input type="checkbox"/> (Complete Part II if there is a noncash contribution )
<u>1</u>	FUAD EL-HIBRI 1420 16TH STREET NW WASHINGTON, DC 20036	\$ 9,875	Person <input checked="" type="checkbox"/> Payroll <input type="checkbox"/> Noncash <input type="checkbox"/> (Complete Part II if there is a noncash contribution )
<u>    </u>		\$	Person <input type="checkbox"/> Payroll <input type="checkbox"/> Noncash <input type="checkbox"/> (Complete Part II if there is a noncash contribution )
<u>    </u>		\$	Person <input type="checkbox"/> Payroll <input type="checkbox"/> Noncash <input type="checkbox"/> (Complete Part II if there is a noncash contribution )
<u>    </u>		\$	Person <input type="checkbox"/> Payroll <input type="checkbox"/> Noncash <input type="checkbox"/> (Complete Part II if there is a noncash contribution )
<u>    </u>		\$	Person <input type="checkbox"/> Payroll <input type="checkbox"/> Noncash <input type="checkbox"/> (Complete Part II if there is a noncash contribution )



Name of organization EL-HIBRI CHARITABLE FOUNDATION	Employer identification number 52-2306995
--	--

Part II

Noncash Property (see Instructions) Use duplicate copies of Part II if additional space is needed

(a) No. from Part I	(b) Description of noncash property given	(c) FMV (or estimate) (see instructions)	(d) Date received
—	<div></div> <div></div> <div></div> <div></div>	\$ <div></div>	<div></div>
(a) No. from Part I	(b) Description of noncash property given	(c) FMV (or estimate) (see instructions)	(d) Date received
—	<div></div> <div></div> <div></div> <div></div>	\$ <div></div>	<div></div>
(a) No. from Part I	(b) Description of noncash property given	(c) FMV (or estimate) (see instructions)	(d) Date received
—	<div></div> <div></div> <div></div> <div></div>	\$ <div></div>	<div></div>
(a) No. from Part I	(b) Description of noncash property given	(c) FMV (or estimate) (see instructions)	(d) Date received
—	<div></div> <div></div> <div></div> <div></div>	\$ <div></div>	<div></div>
(a) No. from Part I	(b) Description of noncash property given	(c) FMV (or estimate) (see instructions)	(d) Date received
—	<div></div> <div></div> <div></div> <div></div>	\$ <div></div>	<div></div>
(a) No. from Part I	(b) Description of noncash property given	(c) FMV (or estimate) (see instructions)	(d) Date received
—	<div></div> <div></div> <div></div> <div></div>	\$ <div></div>	<div></div>

<b>Name of organization</b> EL-HIBRI CHARITABLE FOUNDATION	<b>Employer identification number</b> 52-2306995
---	---

Part III

**Exclusively religious, charitable, etc., individual contributions to section 501(c)(7), (8), or (10) organizations aggregating more than \$1,000 for the year.** (Complete columns (a) through (e) and the following line entry )

For organizations completing Part III, enter the total of *exclusively* religious, charitable, etc , contributions of **\$1,000 or less** for the year (Enter this information once See instructions ) ➤ \$

Use duplicate copies of Part III if additional space is needed

(a) No. from Part I	(b) Purpose of gift	(c) Use of gift	(d) Description of how gift is held
—	<div></div>	<div></div>	<div></div>
	<div></div>	<div></div>	<div></div>
	<div></div>	<div></div>	<div></div>
	(e) Transfer of gift		
	Transferee's name, address, and ZIP 4		Relationship of transferor to transferee
	<div></div>	<div></div>	
	<div></div>	<div></div>	
—	<div></div>	<div></div>	<div></div>
	<div></div>	<div></div>	<div></div>
	<div></div>	<div></div>	<div></div>
	(e) Transfer of gift		
	Transferee's name, address, and ZIP 4		Relationship of transferor to transferee
	<div></div>	<div></div>	
	<div></div>	<div></div>	
—	<div></div>	<div></div>	<div></div>
	<div></div>	<div></div>	<div></div>
	<div></div>	<div></div>	<div></div>
	(e) Transfer of gift		
	Transferee's name, address, and ZIP 4		Relationship of transferor to transferee
	<div></div>	<div></div>	
	<div></div>	<div></div>	
—	<div></div>	<div></div>	<div></div>
	<div></div>	<div></div>	<div></div>
	<div></div>	<div></div>	<div></div>
	(e) Transfer of gift		
	Transferee's name, address, and ZIP 4		Relationship of transferor to transferee
	<div></div>	<div></div>	
	<div></div>	<div></div>	
—	<div></div>	<div></div>	<div></div>
	<div></div>	<div></div>	<div></div>
	<div></div>	<div></div>	<div></div>
	(e) Transfer of gift		
	Transferee's name, address, and ZIP 4		Relationship of transferor to transferee
	<div></div>	<div></div>	
	<div></div>	<div></div>	

**Additional Data**

**Software ID:** 11000144  
**Software Version:** 2011v1.2  
**EIN:** 52-2306995  
**Name:** EL-HIBRI CHARITABLE FOUNDATION

**Form 990PF - Special Condition Description:**

**Special Condition Description**

**Form 990PF Part VIII Line 1 - List all officers, directors, trustees, foundation managers and their compensation**

(a) Name and address	(b) Title, and average hours per week devoted to position	(c) Compensation (If not paid, enter -0-)	(d) Contributions to employee benefit plans and deferred compensation	(e) Expense account, other allowances
ALLEN SHOFE	Board Member 2 00	0		
1420 16TH ST NW WASHINGTON,DC 20036				
MARCIA NASS	Secretary 14 00	52,893		
1420 16TH ST NW WASHINGTON,DC 20036				
GREG SIEGRIST	Treasurer 16 00	59,194		
1420 16TH ST NW WASHINGTON,DC 20036				
ABDO SABBAN	Board Member 2 00	0		
1420 16TH ST NW WASHINGTON,DC 20036				
KARIM EL-HIBRI	Board Member 26 00	51,118		
1420 16TH ST NW WASHINGTON,DC 20036				
LYNN KUNKLE	Board Member 2 00	0		
1420 16TH ST NW WASHINGTON,DC 20036				
FUAD EL-HIBRI	Chairman 5 00	0		
1420 16TH ST NW WASHINGTON,DC 20036				
ROBERT BUCHANAN	President 16 00	53,057		
1420 16TH ST NW WASHINGTON,DC 20036				
ZEN HUNTER-ISHIKAWA	VP of Operation 22 00	58,880		
1420 16TH ST NW WASHINGTON,DC 20036				
ABDUL AZIZ SAID	Board Member 2 00	0		
1420 16TH ST NW WASHINGTON,DC 20036				

**TY 2011 Accounting Fees Schedule****Name:** EL-HIBRI CHARITABLE FOUNDATION**EIN:** 52-2306995**Software ID:** 11000144**Software Version:** 2011v1.2

Category	Amount	Net Investment Income	Adjusted Net Income	Disbursements for Charitable Purposes
PAYROLL PROCESSING	1,484	148	0	1,336
ACCOUNTING	19,000	1,900	0	17,100

Note: To capture the full content of this document, please select landscape mode (11" x 8.5") when printing.

TY 2011 Depreciation Schedule

Name: EL-HIBRI CHARITABLE FOUNDATION

EIN: 52-2306995

Software ID: 11000144

Software Version: 2011v1.2

Description of Property	Date Acquired	Cost or Other Basis	Prior Years' Depreciation	Computation Method	Rate / Life (# of years)	Current Year's Depreciation Expense	Net Investment Income	Adjusted Net Income	Cost of Goods Sold Not Included
LOCKS (GRG,BMET, FDOOR)	2011-02-22	2,724		87	2 25 %	61			
ELEC UPGRADES (3rd FLR)	2011-01-06	1,165		87	2 46 %	29			
BRASS SIGNAGE	2011-07-28	2,691		57	14 29 %	385			
DELL LATITUDE 6420 LTOP	2011-06-14	1,651		53	20 00 %	330			
IRRIGATION SYSTEM	2010-08-22	4,970	186	66	9 63 %	479			
ELEVATOR	2010-09-01	158,819	510	87	2 56 %	4,072			
LAUNDRY ROOM	2010-10-05	7,336	39	87	2 56 %	188			
FRAMING OF CHILDREN'S ART	2010-11-10	1,203	43	57	27 55 %	331			
CHIAVARI CHAIRS	2010-09-22	1,236	132	57	25 51 %	315			
BRASS SIGN AND PLAQUE	2010-09-03	3,071	329	57	25 51 %	783			
TABLES	2010-08-22	875	94	57	25 51 %	223			
BLACK OUT ROLLER SHADES	2010-07-22	1,263	135	57	25 51 %	322			
BIZHUB C220	2010-12-20	8,500	425	53	38 00 %	3,230			
TV MEDIA CART SYSTEM	2010-10-29	4,811	241	53	38 00 %	1,828			
COMPUTER (LAPTOP RB)	2010-02-22	1,270	445	53	26 00 %	330			
BUILDING IMPROVEMENTS	2010-09-01	36,514	117	87	2 56 %	936			
LANDSCAPING	2009-12-31	1,610	179	66	8 89 %	143			
RENOVATIONS	2009-12-31	31,155	832	87	2 56 %	799			
RENOVATIONS	2009-06-30	2,099,678	83,043	87	2 56 %	53,836			
CHIAVARI CHAIRS	2009-12-22	1,623	505	57	19 68 %	319			
SURVEILLANCE (POWERHOUSE)	2009-11-06	2,030	873	53	22 80 %	463			
COMPUTER (KEH)	2009-09-22	1,760	862	53	20 40 %	359			
PHONE (POWERHOUSE)	2009-07-28	2,796	1,370	53	20 40 %	570			
SURVEILLANCE (POWERHOUSE)	2009-07-28	2,030	995	53	20 40 %	414			
ORECK VACUUM CLEANER	2009-04-22	763	420	53	18 00 %	137			
SECURITY EQUIPMENT	2008-07-01	7,091	5,048	53	11 52 %	817			
KITCHEN TABLE	2008-11-23	1,264	712	53	12 49 %	158			
COMPUTER (MTN)	2008-11-22	2,268	1,615	53	11 52 %	261			
COMPUTER	2008-04-23	1,127	802	53	11 52 %	130			
SECURITY SYSTEM	2008-05-16	7,759	5,525	53	11 52 %	894			

Description of Property	Date Acquired	Cost or Other Basis	Prior Years' Depreciation	Computation Method	Rate / Life (# of years)	Current Year's Depreciation Expense	Net Investment Income	Adjusted Net Income	Cost of Goods Sold Not Included
DISHWASHER	2008-04-10	4,979	3,545	53	11 52 %	574			
APPLIANCES	2008-04-07	18,917	13,468	53	11 52 %	2,179			
LANDSCAPING	2007-10-31	24,823	7,632	66	6 93 %	1,720			
FOLDING CHAIRS	2007-12-06	2,325	1,598	57	8 93 %	208			
FURNITURE RENOVATIONS	2007-04-27	12,094	8,316	57	8 93 %	1,080			
COMPUTER	2007-12-22	2,021	1,672	53	11 52 %	233			
APPLIANCES (2ND FLOOR)	2007-12-14	16,000	13,235	53	11 52 %	1,843			
APPLIANCES	2007-08-10	2,101	1,737	53	11 52 %	242			
AIR CLEANER	2007-07-26	864	715	53	11 52 %	100			
APPLIANCES	2007-07-26	1,629	1,348	53	11 52 %	188			
REFRIGERATORS	2007-07-20	1,527	1,263	53	11 52 %	176			
VIKING EXHAUST	2007-06-28	1,087	899	53	11 52 %	125			
APPLIANCES	2007-05-03	2,278	1,884	53	11 52 %	262			
FURNITURE & FIXTURES	2004-05-25	36,500	34,872	57	4 46 %	1,628			
IMPROVEMENTS	2003-11-01	156,421	28,579	87	2 56 %	4,011			
REAL ESTATE - BUILDING	2001-07-03	1,445,497	352,136	91	39 0000	37,064			

**TY 2011 Investments Corporate  
Bonds Schedule**

**Name:** EL-HIBRI CHARITABLE FOUNDATION

**EIN:** 52-2306995

**Software ID:** 11000144

**Software Version:** 2011v1.2

Name of Bond	End of Year Book Value	End of Year Fair Market Value
SEE ATTACHED MERRILL LYNCH STATEMENT	885,649	924,311



**TY 2011 Investments Corporate  
Stock Schedule****Name:** EL-HIBRI CHARITABLE FOUNDATION**EIN:** 52-2306995**Software ID:** 11000144**Software Version:** 2011v1.2

Name of Stock	End of Year Book Value	End of Year Fair Market Value
EMERGENT BIOSOLUTIONS INC	454,503	912,256
INTERVAC - EBS SHARES	4,859,289	10,299,518
SEE ATTACHED MERRILL LYNCH STATEMENT	7,325,340	7,461,726

## TY 2011 Investments - Other Schedule

**Name:** EL-HIBRI CHARITABLE FOUNDATION

**EIN:** 52-2306995

**Software ID:** 11000144

**Software Version:** 2011v1.2

Category/ Item	Listed at Cost or FMV	Book Value	End of Year Fair Market Value
VARIOUS MUTUAL FUNDS - SEE MERRILL LYNCH	AT COST	1,933,755	1,890,430
VARIOUS MUTUAL FUNDS - SEE MERRILL LYNCH	AT COST	8,804,782	8,957,842
SEE ATTACHED MERRILL LYNCH STATEMENT	AT COST	154,457	138,159

**TY 2011 Land, Etc. Schedule****Name:** EL-HIBRI CHARITABLE FOUNDATION**EIN:** 52-2306995**Software ID:** 11000144**Software Version:** 2011v1.2

Category / Item	Cost / Other Basis	Accumulated Depreciation	Book Value	End of Year Fair Market Value
Miscellaneous	39,979		39,979	
Land	680,967		680,967	
Improvements	2,525,215	187,390	2,337,825	
Buildings	1,445,498	389,196	1,056,302	5,400,000
Machinery and Equipment	110,342	89,156	21,186	48,969
Furniture and Fixtures	64,145	52,488	11,657	56,057

TY 2011 Legal Fees Schedule

**Name:** EL-HIBRI CHARITABLE FOUNDATION

**EIN:** 52-2306995

**Software ID:** 11000144

**Software Version:** 2011v1.2

Category	Amount	Net Investment Income	Adjusted Net Income	Disbursements for Charitable Purposes
LEGAL	3,877	0	0	3,877

**TY 2011 Other Assets Schedule****Name:** EL-HIBRI CHARITABLE FOUNDATION**EIN:** 52-2306995**Software ID:** 11000144**Software Version:** 2011v1.2

Description	Beginning of Year - Book Value	End of Year - Book Value	End of Year - Fair Market Value
PREPAID EXPENSES	8,704	15,440	15,440
OTHER ML INVESTMENTS/ADJUSTMENTS	96,003	3,338	3,338
INVESTMENT INCOME RECEIVABLE	1,132,429	10,008	10,008

**TY 2011 Other Expenses Schedule****Name:** EL-HIBRI CHARITABLE FOUNDATION**EIN:** 52-2306995**Software ID:** 11000144**Software Version:** 2011v1.2

Description	Revenue and Expenses per Books	Net Investment Income	Adjusted Net Income	Disbursements for Charitable Purposes
REPAIRS & MAINTENANCE	31,156			31,156
PTE (EIN 522065609) INVEST EXP		1,693		
PTE (EIN 133434400) INVEST EXP		4,266		
PENALTIES & FINES	326			
OFFICE EXPENSE	8,170	465		7,705
INVESTMENT EXPENSES	5,318	5,318		
DUES & SUBSCRIPTIONS	7,804			7,804

**TY 2011 Taxes Schedule****Name:** EL-HIBRI CHARITABLE FOUNDATION**EIN:** 52-2306995**Software ID:** 11000144**Software Version:** 2011v1.2

Category	Amount	Net Investment Income	Adjusted Net Income	Disbursements for Charitable Purposes
REAL ESTATE	69,318			69,318
PAYROLL & RELATED	7,863	786		7,077
OTHER	106,589			
FEES & LICENSES	332			332

EL-HIBRI CHARITABLE FOUNDATION  
SUPPORTING STATEMENT # 10



Taxpayer No.  
52-2306995

Page  
7 of 43

BANK OF AMERICA (MLTC)

2011 ANNUAL STATEMENT SUMMARY

In the past, under the Proceeds from Broker and Barter Exchange Transactions section, only the gross proceeds of the sale was reported to the IRS. However, beginning with the 2011 tax reporting year for all sales of positions considered covered securities, new legislation also requires reporting to the IRS the adjusted cost basis for each tax lot transactional sale. Any sale of a security that is not considered a covered security will still be included in this section with its adjusted cost basis (where available) but will not be transmitted to the IRS. In calculating gain (loss), unless otherwise noted, it was assumed that the oldest position was liquidated first, and that you have made an election to amortize the premium paid on the purchase of taxable bonds. The gain (loss) information may not include return of capital, sales load deferral or wash sales adjustments. RICs (which may include mutual funds and unit investment trusts) may reclassify principal distributions as capital gains after the mailing of this statement. The Cost Basis for these securities may not have yet been adjusted on your statement to reflect such reclassifications. Please refer to information provided by the RIC and discuss with your tax advisor. Securities distributed from a retirement account reflect the tax basis on the date of distribution. Other methods for calculating gain (loss) are available. The cost basis for most Original Issue Discount ("OID") obligations includes the accretion of OID. For purposes of allocating original purchase price to the components of an equity unit consisting of a purchase contract and a debt security subject to a remarketing event, we assumed that the fair market value of the debt security on purchase date was equal to its adjusted issue price. The difference between your original cost and the amount allocable to the debt component was allocated to the purchase contract. In making adjustments to the cost basis of the purchase contract, it was assumed that the unit holder included contract adjustment payments in income when received.

1099-B 2011 PROCEEDS FROM BROKER & BARTER EXCHANGE TRANSACTIONS

Quantity	Transaction Description	Date Acquired Cover of Short	Date Liquidated Short Sale	Amount	Cost Basis	Adjustments	Gain or (Loss)	Remarks
<b>SHORT TERM CAPITAL GAINS AND LOSSES</b>								
<b>COVERED TRANSACTIONS</b>								
ABBOTT LABS		CUSIP Number		002824100				
REDEEMED								
COST BASIS REFLECTS TRAD								
1608 0000	Sale	05/14/10	04/27/11	83,600 56	81,168 48	0 00 (Y)	2,432 08	
1138.0000	Sale	05/21/10	04/27/11	59,165 08	57,249 04	0 00 (Y)	1,916 04	
841 0000	Sale	05/22/10	04/27/11	43,723 93	41,551 13	0 00 (Y)	2,172 80	
1400 0000	Sale	12/15/10	08/17/11	70,542 54	65,679 17	0 00 (Y)	4,863 37	
249 0000	Sale	01/28/11	08/17/11	12,546 50	11,371 41	0 00	1,175 09	
1794 0000	Sale	01/28/11	10/05/11	91,041 96	81,928 92	0 00	9,113 04	
Security Subtotal				360,620.57	338,948 15	0.00	21,672 42	
AFLAC INC		CUSIP Number		001055102				
COM								
REDEEMED								
COST BASIS REFLECTS TRAD								
4138 0000	Sale	04/21/11	08/24/11	148,853 41	220,387 81	0 00	(71,534 40)	
1355 0000	Sale	05/18/11	08/24/11	48,742 48	68,657 04	0 00	(19,914 56)	
1022 0000	Sale	07/20/11	08/24/11	36,763 71	46,547 30	0 00	(9,783 59)	
Security Subtotal				234,359.60	335,592 15	0 00	(101,232 55)	



EL-HIBRI CHARITABLE FOUNDATION  
SUPPORTING STATEMENT # 10

Taxpayer No.  
52-2306995

Page  
8 of 43

BANK OF AMERICA (MLTC)

2011 ANNUAL STATEMENT SUMMARY

1099-B

2011 PROCEEDS FROM BROKER & BARTER EXCHANGE TRANSACTIONS

Quantity	Transaction Description	Date Acquired Cover of Short	Date Liquidated Short Sale	Amount	Cost Basis	Adjustments	Gain or (Loss)	Remarks
AT&T INC REDEEMED COST BASIS REFLECTS TRAD		CUSIP Number 00206R102						
2972 0000	Sale	01/11/11	05/05/11	94,167.20	83,097.12	0.00	11,070.08	
2054 0000	Sale	01/11/11	11/10/11	59,883.43	57,429.84	0.00	2,453.59	
Security Subtotal				154,050.63	140,526.96	0.00	13,523.67	
AMGEN INC COM PV \$0.0001 REDEEMED COST BASIS REFLECTS TRAD		CUSIP Number 031162100						
1780 0000	Sale	04/21/11	05/05/11	102,316.71	96,042.93	0.00	6,273.78	
1780 0000	Sale	04/21/11	05/09/11	102,940.23	96,042.92	0.00	6,897.31	
Security Subtotal				205,256.94	192,085.85	0.00	13,171.09	
APPLIED MATERIAL INC REDEEMED COST BASIS REFLECTS TRAD		CUSIP Number 038222105						
6430 0000	Sale	08/24/11	08/26/11	70,556.33	73,712.24	0.00	(3,155.91)	
6430 0000	Sale	08/24/11	08/29/11	72,873.65	73,712.23	0.00	(838.58)	
Security Subtotal				143,429.98	147,424.47	0.00	(3,994.49)	
ARCHER DANIELS MIDLD REDEEMED COST BASIS REFLECTS TRAD		CUSIP Number 039483102						
5256 0000	Sale	01/05/11	01/10/11	167,495.90	161,043.84	0.00	6,452.06	
4281 0000	Sale	04/25/11	07/21/11	136,701.27	153,420.77	0.00	(16,719.50)	
1074 0000	Sale	04/25/11	08/22/11	29,974.22	38,489.58	0.00	(8,515.36)	
30 0000	Sale	04/27/11	08/22/11	837.26	1,081.87	0.00	(244.61)	
1751 0000	Sale	05/03/11	08/22/11	48,868.61	61,993.45	0.00	(13,124.84)	
Security Subtotal				383,877.26	416,029.51	0.00	(32,152.25)	
AVON PROCD INC REDEEMED COST BASIS REFLECTS TRAD		CUSIP Number 054303102						
2156 0000	Sale	10/27/11	10/28/11	41,291.35	40,837.66	0.00	453.69	
2124 0000	Sale	10/27/11	10/28/11	40,668.72	40,231.53	0.00	437.19	
3170 0000	Sale	10/27/11	10/28/11	60,326.79	60,044.24	0.00	282.55	

BANK OF AMERICA (MLTC)

## 2011 ANNUAL STATEMENT SUMMARY

1099-B

### 2011 PROCEEDS FROM BROKER & BARTER EXCHANGE TRANSACTIONS

Quantity	Transaction Description	Date Acquired Cover of Short	Date Liquidated Short Sale	Amount	Cost Basis	Adjustments	Gain or (Loss)	Remarks
AVON PROD INC		CUSIP Number	054303102					
REDEEMED								
COST BASIS REFLECTS TRAD								
5173 0000	Sale	10/27/11	10/28/11	98,765 15	97,983 86	0 00	781 29	
2157 0000	Sale	10/27/11	10/28/11	41,211 28	40,856 60	0 00	354 68	
Security Subtotal				282,263.29	279,953 89	0.00	2,309 40	
BANCO SANTANDER SA ADR		CUSIP Number	05964H105					
REDEEMED								
COST BASIS REFLECTS TRAD								
9116 0000	Sale	01/18/11	05/25/11	101,867 52	108,602 56	0 00	(6,735 04)	
5469 0000	Sale	01/18/11	06/01/11	63,785 91	65,154 38	0 00	(1,368 47)	
1490 0000	Sale	01/18/11	06/02/11	17,349 97	17,750 97	0 00	(401 00)	
3785 0000	Sale	01/25/11	06/02/11	44,073 58	45,550 20	0 00	(1,476 62)	
2930 0000	Sale	03/30/11	06/02/11	34,117 74	35,006 47	0 00	(888 73)	
8947 0000	Sale	10/28/11	11/09/11	68,151 57	82,010 89	0 00	(13,859 32)	
8948 0000	Sale	10/28/11	11/10/11	68,537 68	82,020 05	0 00	(13,482 37)	
Security Subtotal				397,883 97	436,095 52	0.00	(38,211 55)	
BARRICK GOLD CORPORATION		CUSIP Number	067901108					
REDEEMED								
COST BASIS REFLECTS TRAD								
3010 0000	Sale	01/06/11	03/25/11	156,753 58	149,525 06	0 00	7,228 52	
230 0000	Sale	01/06/11	07/22/11	11,533 79	11,425 50	0 00	108 29	
2780 0000	Sale	02/02/11	07/22/11	139,408 49	131,954 37	0 00	7,454 12	
382 0000	Sale	04/26/11	07/22/11	19,156 13	19,527 80	371 67 (W)	0 00	
900 0000	Sale	04/27/11	08/11/11	45,188 04	44,986 23	0 00	201 81	
1463 0000	Sale	04/26/11	08/11/11	73,455 67	74,788 42	1,332 75 (W)	0 00	
274 0000	Sale	05/02/11	08/11/11	13,757 26	13,633 28	0 00	123 98	
1463 0000	Sale	04/26/11	08/25/11	72,089 25	71,315 78	0 00 (Y)	773 47	
756 0000	Sale	05/02/11	08/25/11	37,251 86	37,615 92	0 00	(364 06)	
382 0000	Sale	05/02/11	08/25/11	18,823 03	18,644 76	0 00 (Y)	178 27	
37 0000	Sale	07/28/11	08/25/11	1,823 17	1,769 91	0 00	53 26	
300 0000	Sale	08/24/11	08/25/11	14,782 50	14,783 07	0 00	(0 57)	
1857 0000	Sale	10/20/11	10/27/11	90,954 11	82,830 00	0 00	8,124 11	
1245 0000	Sale	10/20/11	10/28/11	62,288 52	55,532 23	0 00	6,756 29	
1264 0000	Sale	10/20/11	11/07/11	66,245 10	56,379 71	0 00	9,865 39	
1264 0000	Sale	10/20/11	12/13/11	60,878.13	56,379 71	0 00	4,498 42	
Security Subtotal				884,388.63	841,091 75	1,704 42	45,001.30	

BANK OF AMERICA (MLTC)

## 2011 ANNUAL STATEMENT SUMMARY

1099-B

### 2011 PROCEEDS FROM BROKER & BARTER EXCHANGE TRANSACTIONS

Quantity	Transaction Description	Date Acquired Cover of Short	Date Liquidated Short Sale	Amount	Cost Basis	Adjustments	Gain or (Loss)	Remarks
BUNGE LIMITED		CUSIP Number	G16962105					
REDEEMED								
COST BASIS REFLECTS TRAD								
1180 0000	Sale	10/24/11	10/27/11	73,046.03	68,728.63	0.00	4,317.40	
1470 0000	Sale	10/24/11	11/10/11	90,464.85	85,619.56	0.00	4,845.29	
927 0000	Sale	10/25/11	11/10/11	57,048.25	54,416.20	0.00	2,632.05	
1570 0000	Sale	11/23/11	11/30/11	97,242.99	92,781.98	0.00	4,461.01	
Security Subtotal				317,802.12	301,546.37	0.00	16,255.75	
CENTRAL L'EUROPEAN DSTRBTN		CUSIP Number	153435102					
REDEEMED								
COST BASIS REFLECTS TRAD								
6702 0000	Sale	02/09/11	03/01/11	119,071.47	154,700.93	0.00	(35,629.46)	
2873 0000	Sale	02/09/11	03/09/11	37,193.15	66,316.88	0.00	(29,123.73)	
Security Subtotal				156,264.62	221,017.81	0.00	(64,753.19)	
CHINA MOBILE LTD SPN ADR		CUSIP Number	16941M109					
REDEEMED								
COST BASIS REFLECTS TRAD								
1830 0000	Sale	10/06/10	08/01/11	90,618.03	91,814.47	0.00 (Y)	(1,196.44)	
1555 0000	Sale	01/17/11	08/01/11	77,000.57	77,733.87	0.00 (Y)	(733.30)	
450.0000	Sale	01/17/11	08/17/11	21,967.94	22,495.34	0.00 (Y)	(527.40)	
500 0000	Sale	01/17/11	08/17/11	24,408.83	24,989.82	0.00 (Y)	(580.99)	
55.0000	Sale	01/25/11	08/17/11	2,684.97	2,725.83	0.00	(40.86)	
2380 0000	Sale	05/23/11	08/17/11	116,186.05	104,238.53	0.00	11,947.52	
Security Subtotal				332,866.39	323,997.86	0.00	8,868.53	
CHEVRON CORP		CUSIP Number	166764100					
REDEEMED								
COST BASIS REFLECTS TRAD								
1137 0000	Sale	02/15/11	02/22/11	115,305.62	109,239.32	0.00	6,066.30	
1138.0000	Sale	02/15/11	03/23/11	119,408.05	109,335.40	0.00	10,072.65	
1078 0000	Sale	05/06/11	06/01/11	112,879.31	111,124.55	0.00	1,754.76	
503 0000	Sale	05/06/11	07/05/11	52,819.11	51,851.25	0.00	967.86	
576 0000	Sale	05/11/11	07/05/11	60,484.71	59,085.39	0.00	1,399.32	
192 0000	Sale	06/14/11	07/05/11	20,161.58	19,343.62	0.00	817.96	
260 0000	Sale	06/14/11	07/07/11	27,561.73	26,194.48	0.00	1,367.25	
164 0000	Sale	06/23/11	07/07/11	17,385.10	16,058.29	0.00	1,326.81	
424 0000	Sale	06/23/11	07/22/11	46,342.95	41,516.55	0.00	4,826.40	

EL-HIBRI CHARITABLE FOUNDATION  
SUPPORTING STATEMENT # 10



Taxpayer No.  
52-2306995

Page  
11 of 43

BANK OF AMERICA (MLTC)

2011 ANNUAL STATEMENT SUMMARY

1099-B

2011 PROCEEDS FROM BROKER & BARTER EXCHANGE TRANSACTIONS

Quantity	Transaction Description	Date Acquired Cover of Short	Date Liquidated Short Sale	Amount	Cost Basis	Adjustments	Gain or (Loss)	Remarks
<hr/>								
CHEVRON CORP		CUSIP Number		166764100				
REDEEMED								
COST BASIS REFLECTS TRAD								
597 0000	Sale	08/08/11	08/17/11	58,991 90	56,389 22	0.00	2,602.68	
1213.0000	Sale	08/08/11	09/15/11	119,574 75	114,573 06	0 00	5,001 69	
Security Subtotal				750,914 81	714,711 13	0.00	36,203.68	
<hr/>								
CONOCOPHILLIPS		CUSIP Number		20825C104				
REDEEMED								
COST BASIS REFLECTS TRAD								
706 0000	Sale	04/12/11	07/07/11	54,184 46	54,478 63	294 17 (W)	0 00	
536 0000	Sale	04/12/11	07/07/11	41,137 21	41,360 55	223 34 (W)	0 00	
801 0000	Sale	04/12/11	10/24/11	57,646 87	61,809 33	4,162 46 (W)	0 00	
417 0000	Sale	04/12/11	10/24/11	30,010 91	32,177 88	0 00	(2,166 97)	
Security Subtotal				182,979.45	189,826.39	4,679.97	(2,166 97)	
<hr/>								
CITIGROUP INC COM NEW		CUSIP Number		172967424				
REDEEMED								
COST BASIS REFLECTS TRAD								
3336 0000	Sale	07/15/11	07/22/11	134,686 74	130,333 85	0 00	4,352 89	
<hr/>								
CISCO SYSTEMS INC COM		CUSIP Number		17275R102				
REDEEMED								
COST BASIS REFLECTS TRAD								
1943 0000	Sale	02/01/11	08/17/11	31,145 90	41,990 58	10,844.68 (W)	0 00	
11443 0000	Sale	02/01/11	08/17/11	183,428 90	247,296 95	0 00	(63,868 05)	
1744.0000	Sale	02/01/11	09/02/11	27,036 01	37,689 93	0 00	(10,653 92)	
1943 0000	Sale	02/01/11	09/02/11	30,120 97	41,931 13	0 00 (Y)	(11,810 16)	
6335 0000	Sale	02/10/11	09/02/11	98,207 09	122,704 52	0 00	(24,497 43)	
845 0000	Sale	02/23/11	09/02/11	13,099 44	15,580 70	0 00	(2,481 26)	
2520 0000	Sale	03/30/11	09/02/11	39,065 82	43,999 20	0 00	(4,933 38)	
4762 0000	Sale	10/05/11	11/10/11	89,131 98	76,004 85	0 00	13,127 13	
Security Subtotal				511,236.11	627,197 86	10,844.68	(105,117.07)	
<hr/>								
COMPUTER SCIENCE CRP		CUSIP Number		205363104				
REDEEMED								
COST BASIS REFLECTS TRAD								
4898 0000	Sale	05/26/11	08/17/11	148,088 67	183,316 47	0 00	(35,227 80)	
1975 0000	Sale	06/06/11	08/17/11	59,713 18	75,438 88	0 00	(15,725 70)	
Security Subtotal				207,801 85	258,755 35	0.00	(50,953.50)	

EL-HIBRI CHARITABLE FOUNDATION  
SUPPORTING STATEMENT # 10



Taxpayer No.  
52-2306995

Page  
12 of 43

BANK OF AMERICA (MLTC)

2011 ANNUAL STATEMENT SUMMARY

1099-B

2011 PROCEEDS FROM BROKER & BARTER EXCHANGE TRANSACTIONS

Quantity	Transaction Description	Date Acquired Cover of Short	Date Liquidated Short Sale	Amount	Cost Basis	Adjustments	Gain or (Loss)	Remarks
CONAGRA FOODS INC REDEEMED COST BASIS REFLECTS TRAD		CUSIP Number	205887102					
815 0000	Sale	02/07/11	04/27/11	19,798 66	18,605 39	0.00	1,193 27	
CORNING INC REDEEMED COST BASIS REFLECTS TRAD		CUSIP Number	219350105					
1477 0000	Sale	06/27/11	10/31/11	21,629 22	25,965 95	4,336 73 (W)	0 00	
2040 0000	Sale	06/27/11	10/31/11	29,873 80	35,863 61	0 00	(5,989 81)	
5148 0000	Sale	06/27/11	12/30/11	66,974 19	90,502 87	23,528 68 (W)	0 00	
1477 0000	Sale	06/27/11	12/30/11	19,215 40	24,904 55	5,689 15 (WY)	0 00	
3872.0000	Sale	07/13/11	12/30/11	50,373 75	66,411 77	16,038 02 (W)	0 00	
1184 0000	Sale	08/23/11	12/30/11	15,403 54	16,985 19	1,581 65 (W)	0 00	
1761.0000	Sale	08/23/11	12/30/11	22,910 17	25,262 60	2,352 43 (W)	0 00	
2665 0000	Sale	09/15/11	12/30/11	34,670 99	37,143 17	2,472 18 (W)	0 00	
590.0000	Sale	09/15/11	12/30/11	7,675 75	8,223 07	547.32 (W)	0 00	
2804 0000	Sale	12/02/11	12/30/11	36,479 35	38,542 10	2,062 75 (W)	0 00	
Security Subtotal				305,206.16	369,804 88	58,608.91	(5,989.81)	
DISNEY (WALT) CO COM STK REDEEMED COST BASIS REFLECTS TRAD		CUSIP Number	254687106					
1542 0000	Sale	08/10/11	08/17/11	51,768 88	47,674 32	0.00	4,094 56	
3133 0000	Sale	08/10/11	08/22/11	101,521 66	96,863 59	0.00	4,658 07	
2313 0000	Sale	08/23/11	10/10/11	76,009 04	73,579.31	0 00	2,429 73	
1349 0000	Sale	08/23/11	10/21/11	47,109 96	42,913 31	0 00	4,196 65	
829 0000	Sale	08/23/11	10/24/11	29,431 91	26,371 48	0.00	3,060 43	
1680 0000	Sale	09/06/11	10/24/11	59,644 90	53,298 34	0 00	6,346 56	
1540 0000	Sale	09/12/11	10/24/11	54,674 51	47,642 67	0 00	7,031 84	
Security Subtotal				420,160.86	388,343.02	0 00	31,817.84	
DU PONT E I DE NEMOURS REDEEMED COST BASIS REFLECTS TRAD		CUSIP Number	263534109					
1651 0000	Sale	01/13/11	02/07/11	87,728 99	81,526 05	0 00	6,202 94	
1651 0000	Sale	01/13/11	02/08/11	88,495 37	81,526 05	0 00	6,969 32	
1228 0000	Sale	03/10/11	03/25/11	66,437 57	64,845 77	0 00	1,591 80	
842 0000	Sale	03/10/11	03/25/11	45,683 51	44,462 65	0 00	1,220 86	
1000 0000	Sale	03/14/11	03/25/11	54,255 96	52,839 50	0 00	1,416 46	
2495 0000	Sale	04/25/11	07/07/11	138,927 41	136,996 46	0 00	1,930 95	

EL-HIBRI CHARITABLE FOUNDATION  
SUPPORTING STATEMENT # 10



Taxpayer No.  
52-2306995

Page  
13 of 43

BANK OF AMERICA (MLTC)

2011 ANNUAL STATEMENT SUMMARY

1099-B

2011 PROCEEDS FROM BROKER & BARTER EXCHANGE TRANSACTIONS

Quantity	Transaction Description	Date Acquired Cover of Short	Date Liquidated Short Sale	Amount	Cost Basis	Adjustments	Gain or (Loss)	Remarks
DU PONT E I DE NEMOURS REDEEMED COST BASIS REFLECTS TRAD		CUSIP Number	263534109					
103 0000	Sale	05/04/11	07/07/11	5,735.28	5,638.88	0.00	96.40	
1473 0000	Sale	05/04/11	10/28/11	71,970.57	80,641.45	8,670.88 (W)	0.00	
767 0000	Sale	06/02/11	10/28/11	37,475.52	39,305.68	1,830.16 (W)	0.00	
Security Subtotal				596,710.18	587,782.49	10,501.04	19,428.73	
ENTERGY CORP NEW REDEEMED COST BASIS REFLECTS TRAD		CUSIP Number	29364G103					
2935 0000	Sale	01/11/11	03/17/11	195,613.99	214,189.26	0.00	(18,575.27)	
EXXON MOBIL CORP COM REDEEMED COST BASIS REFLECTS TRAD		CUSIP Number	30231G102					
397 0000	Sale	02/15/11	10/28/11	32,355.76	33,093.08	737.32 (W)	0.00	
630 0000	Sale	02/15/11	12/09/11	51,163.33	52,515.48	1,352.15 (W)	0.00	
133 0000	Sale	02/15/11	12/09/11	10,801.15	11,086.60	0.00	(285.45)	
397 0000	Sale	03/04/11	12/09/11	32,241.02	32,309.46	0.00 (Y)	(68.44)	
120 0000	Sale	03/10/11	12/09/11	9,745.40	9,817.72	0.00	(72.32)	
Security Subtotal				136,306.66	138,822.34	2,089.47	(426.21)	
FREEPRT-MCMRAN CPR & GLD REDEEMED COST BASIS REFLECTS TRAD		CUSIP Number	35671D857					
2895 0000	Sale	02/25/11	03/02/11	151,261.14	151,387.66	0.00	(126.52)	
4645.0000	Sale	09/22/11	09/27/11	164,444.24	149,672.12	0.00	14,772.12	
Security Subtotal				315,705.38	301,059.78	0.00	14,645.60	
FORD MOTOR CO REDEEMED COST BASIS REFLECTS TRAD		CUSIP Number	345370860					
11280 0000	Sale	02/23/11	08/17/11	127,420.94	166,120.56	0.00	(38,699.62)	
4110 0000	Sale	03/10/11	08/17/11	46,427.32	58,606.55	0.00	(12,179.23)	
Security Subtotal				173,848.26	224,727.11	0.00	(50,878.85)	

BANK OF AMERICA (MLTC)

## 2011 ANNUAL STATEMENT SUMMARY

1099-B

### 2011 PROCEEDS FROM BROKER & BARTER EXCHANGE TRANSACTIONS

Quantity	Transaction Description	Date Acquired Cover of Short	Date Liquidated Short Sale	Amount	Cost Basis	Adjustments	Gain or (Loss)	Remarks
GOLDCORP INC		CUSIP Number 380956409						
REDEEMED								
COST BASIS REFLECTS TRAD								
2779 0000	Sale	05/06/11	05/09/11	138,530.49	137,436.56	0.00	1,093.93	
3370 0000	Sale	05/11/11	07/11/11	171,884.22	164,739.42	0.00	7,144.80	
2600 0000	Sale	07/28/11	08/11/11	131,760.79	125,552.96	0.00	6,207.83	
985 0000	Sale	07/28/11	08/11/11	50,104.21	47,565.26	0.00	2,538.95	
1616 0000	Sale	08/01/11	08/11/11	82,201.44	77,929.98	0.00	4,271.46	
1491 0000	Sale	08/24/11	08/29/11	77,595.82	73,028.58	0.00	4,567.24	
761 0000	Sale	08/24/11	10/27/11	36,678.96	37,273.48	594.52 (W)	0.00	
731 0000	Sale	08/24/11	10/27/11	35,233.01	35,804.09	571.08 (W)	0.00	
409 0000	Sale	10/20/11	10/27/11	19,713.14	17,954.00	0.00	1,759.14	
761 0000	Sale	08/24/11	10/28/11	37,648.30	34,000.36	0.00 (Y)	3,647.94	
513 0000	Sale	08/24/11	10/28/11	25,379.22	23,124.73	0.00 (Y)	2,254.49	
218 0000	Sale	08/24/11	11/07/11	11,686.75	9,826.88	0.00 (Y)	1,859.87	
1075 0000	Sale	10/20/11	11/07/11	57,629.65	47,618.41	0.00	10,011.24	
1294.0000	Sale	10/20/11	11/30/11	68,366.53	57,319.28	0.00	11,047.25	
Security Subtotal				944,412.53	889,173.99	1,165.60	56,404.14	
GOOGLE INC CL A		CUSIP Number 38259P508						
REDEEMED								
COST BASIS REFLECTS TRAD								
142 0000	Sale	03/11/11	07/15/11	84,928.57	81,764.48	0.00	3,164.09	
101 0000	Sale	03/11/11	07/25/11	63,084.52	58,156.43	0.00	4,928.09	
36.0000	Sale	03/11/11	09/15/11	19,509.07	20,729.02	0.00	(1,219.95)	
135 0000	Sale	04/28/11	09/15/11	73,159.04	72,501.76	0.00	657.28	
1 0000	Sale	05/02/11	09/15/11	541.91	538.97	0.00	2.94	
18 0000	Sale	06/23/11	09/15/11	9,754.55	8,626.50	0.00	1,128.05	
Security Subtotal				250,977.66	242,317.16	0.00	8,660.50	
HARTFORD FINL SVCS GROUP		CUSIP Number 416515104						
REDEEMED								
COST BASIS REFLECTS TRAD								
5107 0000	Sale	02/03/11	07/29/11	120,013.73	146,987.12	0.00	(26,973.39)	
658 0000	Sale	02/03/11	08/01/11	15,595.61	18,938.23	0.00	(3,342.62)	
1810 0000	Sale	02/23/11	08/01/11	42,899.80	52,469.37	0.00	(9,569.57)	
1913 0000	Sale	03/04/11	08/01/11	45,341.06	55,402.39	0.00	(10,061.33)	
727 0000	Sale	03/17/11	08/01/11	17,231.03	18,436.57	0.00	(1,205.54)	
Security Subtotal				241,081.23	292,233.68	0.00	(51,152.45)	

EL-HIBRI CHARITABLE FOUNDATION  
SUPPORTING STATEMENT # 10



Taxpayer No.  
52-2306995

Page  
15 of 43

BANK OF AMERICA (MLTC)

2011 ANNUAL STATEMENT SUMMARY

1099-B

2011 PROCEEDS FROM BROKER & BARTER EXCHANGE TRANSACTIONS

Quantity	Transaction Description	Date Acquired Cover of Short	Date Liquidated Short Sale	Amount	Cost Basis	Adjustments	Gain or (Loss)	Remarks
<b>HSBC HLDG PLC SP ADR</b>								
<b>REDEEMED</b>								
<b>COST BASIS REFLECTS TRAD</b>								
2870.0000	Sale	01/13/11	06/14/11	144,775.52	162,464.39	0.00	(17,688.87)	
1920.0000	Sale	02/28/11	06/14/11	96,853.31	105,778.37	0.00	(8,925.06)	
	<b>Security Subtotal</b>			<b>241,628.83</b>	<b>268,242.76</b>	<b>0.00</b>	<b>(26,613.93)</b>	
<b>HEWLETT PACKARD CO DEI</b>								
<b>REDEEMED</b>								
<b>COST BASIS REFLECTS TRAD</b>								
1967.0000	Sale	02/23/11	08/01/11	69,604.51	84,988.56	0.00	(15,384.05)	
1228.0000	Sale	02/23/11	08/09/11	37,704.27	53,058.44	0.00	(15,354.17)	
1975.0000	Sale	02/24/11	08/09/11	60,640.03	84,431.25	0.00	(23,791.22)	
	<b>Security Subtotal</b>			<b>167,948.81</b>	<b>222,478.25</b>	<b>0.00</b>	<b>(54,529.44)</b>	
<b>INTEL CORP</b>								
<b>REDEEMED</b>								
<b>COST BASIS REFLECTS TRAD</b>								
830.0000	Sale	01/07/11	09/15/11	17,717.25	17,010.85	0.00	706.40	
394.0000	Sale	03/07/11	09/15/11	8,410.37	8,404.49	0.00	5.88	
1948.0000	Sale	03/07/11	10/10/11	44,437.51	41,553.18	0.00	2,884.33	
477.0000	Sale	03/15/11	10/10/11	10,881.25	9,634.49	0.00	1,246.76	
140.0000	Sale	03/31/11	10/10/11	3,193.67	2,812.60	0.00	381.07	
1635.0000	Sale	03/31/11	11/30/11	40,596.92	32,847.15	0.00	7,749.77	
1369.0000	Sale	08/10/11	11/30/11	33,992.17	27,519.36	0.00	6,472.81	
2320.0000	Sale	08/10/11	12/12/11	55,858.27	46,636.18	0.00	9,222.09	
	<b>Security Subtotal</b>			<b>215,087.41</b>	<b>186,418.30</b>	<b>0.00</b>	<b>28,669.11</b>	
<b>INGERSOLL-RAND PLC</b>								
<b>REDEEMED</b>								
<b>COST BASIS REFLECTS TRAD</b>								
3229.0000	Sale	07/21/11	08/24/11	94,708.30	132,813.94	0.00	(38,105.64)	
1846.0000	Sale	07/22/11	08/24/11	54,144.17	74,908.46	0.00	(20,764.29)	
2229.0000	Sale	07/29/11	08/24/11	65,377.77	83,620.71	0.00	(18,242.94)	
	<b>Security Subtotal</b>			<b>214,230.24</b>	<b>291,343.11</b>	<b>0.00</b>	<b>(77,112.87)</b>	
<b>JPMORGAN CHASE &amp; CO</b>								
<b>REDEEMED</b>								
<b>COST BASIS REFLECTS TRAD</b>								
3970.0000	Sale	07/06/11	07/22/11	167,260.83	160,905.29	0.00	6,355.54	



EL-HIBRI CHARITABLE FOUNDATION  
SUPPORTING STATEMENT # 10



Taxpayer No.  
52-2306995

Page  
16 of 43

BANK OF AMERICA (MLTC)

2011 ANNUAL STATEMENT SUMMARY

1099-B

2011 PROCEEDS FROM BROKER & BARTER EXCHANGE TRANSACTIONS

Quantity	Transaction Description	Date Acquired Cover of Short	Date Liquidated Short Sale	Amount	Cost Basis	Adjustments	Gain or (Loss)	Remarks
JOHNSON AND JOHNSON COM REDEEMED COST BASIS REFLECTS TRAD		CUSIP Number	478160104					
619 0000	Sale	01/25/11	06/14/11	41,466 02	37,794 72	0 00	3,671 30	
681 0000	Sale	01/25/11	07/07/11	45,937 94	41,580 29	0.00	4,357 65	
575 0000	Sale	02/25/11	07/07/11	38,787 55	34,372 06	0.00	4,415 49	
Security Subtotal				126,191.51	113,747 07	0.00	12,444 44	
KONINKL PHIL E NY SH NEW REDEEMED COST BASIS REFLECTS TRAD		CUSIP Number	500472303					
4505 0000	Sale	04/05/11	08/01/11	112,443 09	141,665 58	0 00	(29,222 49)	
2460 0000	Sale	04/05/11	08/12/11	50,692 98	77,357 90	0 00	(26,664 92)	
2045 0000	Sale	06/23/11	08/12/11	42,141 13	47,358 31	0 00	(5,217 18)	
Security Subtotal				205,277 20	266,381 79	0.00	(61,104 59)	
KROGER CO REDEEMED COST BASIS REFLECTS TRAD		CUSIP Number	501044101					
1360 0000	Sale	01/13/11	03/30/11	32,813 32	29,579 86	0 00	3,233 46	
LOWE'S COMPANIES INC REDEEMED COST BASIS REFLECTS TRAD		CUSIP Number	548661107					
4067 0000	Sale	06/14/11	08/16/11	79,327 75	92,803 65	13,475 90 (W)	0 00	
348 0000	Sale	06/14/11	08/16/11	6,787 82	7,940 91	0 00	(1,153 09)	
2415 0000	Sale	06/14/11	08/17/11	48,594 42	55,107 16	0 00	(6,512 74)	
543 0000	Sale	06/14/11	08/17/11	10,926 20	12,107 63	0 00 (Y)	(1,181 43)	
3524 0000	Sale	06/14/11	08/22/11	69,632 55	78,577 01	0 00 (Y)	(8,944 46)	
2484 0000	Sale	06/15/11	08/22/11	49,082 65	55,840 32	0 00	(6,757 67)	
Security Subtotal				264,351.39	302,376.68	13,475.90	(24,549.39)	
METLIFE INC COM REDEEMED COST BASIS REFLECTS TRAD		CUSIP Number	59156R108					
2060 0000	Sale	02/15/11	08/24/11	65,949 84	96,776 95	0 00	(30,827 11)	
1980 0000	Sale	03/03/11	08/24/11	63,388 68	88,968 53	0 00	(25,579 85)	
859 0000	Sale	03/15/11	08/24/11	27,500 45	36,059 19	0 00	(8,558 74)	
Security Subtotal				156,838.97	221,804 67	0 00	(64,965 70)	

EL-HIBRI CHARITABLE FOUNDATION  
SUPPORTING STATEMENT # 10



Taxpayer No.  
52-2306995

Page  
17 of 43

BANK OF AMERICA (MLTC)

2011 ANNUAL STATEMENT SUMMARY

1099-B

2011 PROCEEDS FROM BROKER & BARTER EXCHANGE TRANSACTIONS

Quantity	Transaction Description	Date Acquired Cover of Short	Date Liquidated Short Sale	Amount	Cost Basis	Adjustments	Gain or (Loss)	Remarks
MAGNA INTL INC CL A VTG REDEEMED COST BASIS REFLECTS TRAD		CUSIP Number	559222401					
2520 0000	Sale	07/19/11	08/17/11	97,333 38	131,243 87	0 00	(33,910 49)	
2616 0000	Sale	11/11/11	11/30/11	92,463 62	90,227 67	0 00	2,235 95	
	<b>Security Subtotal</b>			<b>189,797 00</b>	<b>221,471.54</b>	<b>0.00</b>	<b>(31,674 54)</b>	
MICROSOFT CORP REDEEMED COST BASIS REFLECTS TRAD		CUSIP Number	594918104					
1184 0000	Sale	01/28/11	10/10/11	31,657 79	33,069 00	0 00	(1,411.21)	
NOKIA CORP SPON ADR REDEEMED COST BASIS REFLECTS TRAD		CUSIP Number	654902204					
18796 0000	Sale	05/10/11	06/06/11	125,942 06	166,515 64	0 00	(40,573 58)	
PETROCHINA CO LTD SP ADR REDEEMED COST BASIS REFLECTS TRAD		CUSIP Number	71646E100					
789 0000	Sale	04/28/11	07/07/11	116,925 50	114,856 54	0 00	2,068 96	
330 0000	Sale	04/28/11	08/17/11	41,768 68	48,038 86	0 00	(6,270 18)	
460 0000	Sale	05/03/11	08/17/11	58,223.02	64,798 45	0.00	(6,575 43)	
	<b>Security Subtotal</b>			<b>216,917.20</b>	<b>227,693.85</b>	<b>0.00</b>	<b>(10,776.65)</b>	
PRUDENTIAL FINANCIAL INC REDEEMED COST BASIS REFLECTS TRAD		CUSIP Number	744320102					
1061 0000	Sale	03/15/11	06/29/11	66,530 01	60,836 36	0 00	5,693 65	
2350 0000	Sale	08/24/11	09/15/11	115,339 08	112,247 04	0 00	3,092 04	
1195 0000	Sale	08/24/11	10/24/11	64,844 35	57,078 82	0 00	7,765 53	
1155 0000	Sale	09/02/11	10/24/11	62,673 84	54,949 24	0 00	7,724 60	
	<b>Security Subtotal</b>			<b>309,387 28</b>	<b>285,111 46</b>	<b>0.00</b>	<b>24,275 82</b>	

EL-HIBRI CHARITABLE FOUNDATION  
SUPPORTING STATEMENT # 10



Taxpayer No.  
52-2306995

Page  
18 of 43

BANK OF AMERICA (MLTC)

2011 ANNUAL STATEMENT SUMMARY

1099-B

2011 PROCEEDS FROM BROKER & BARTER EXCHANGE TRANSACTIONS

Quantity	Transaction Description	Date Acquired Cover of Short	Date Liquidated Short Sale	Amount	Cost Basis	Adjustments	Gain or (Loss)	Remarks
PETRLEO BRAS VTG SPD ADR REDEEMED COST BASIS REFLECTS TRAD		CUSIP Number	71654V408					
910 0000	Sale	01/04/11	09/02/11	25,138 63	33,531 50	0 00	(8,392 87)	
545 0000	Sale	01/25/11	09/02/11	15,055.55	19,678 59	0 00	(4,623 04)	
3305 0000	Sale	04/12/11	09/02/11	91,300.21	127,082.87	0.00	(35,782 66)	
Security Subtotal				131,494 39	180,292 96	0.00	(48,798 57)	
POSCO SPN ADR REDEEMED COST BASIS REFLECTS TRAD		CUSIP Number	693483109					
50.0000	Sale	01/13/11	03/25/11	5,584 39	5,398.52	0 00	185 87	
445 0000	Sale	01/21/11	03/25/11	49,701 09	46,329 13	0 00	3,371 96	
331 0000	Sale	02/22/11	03/25/11	36,968 69	34,547 79	0 00	2,420 90	
544 0000	Sale	02/22/11	03/25/11	61,513 74	56,779 46	0 00	4,734 28	
Security Subtotal				153,767.91	143,054 90	0 00	10,713 01	
PEPSICO INC REDEEMED COST BASIS REFLECTS TRAD		CUSIP Number	713448108					
345.0000	Sale	01/31/11	04/27/11	23,400.49	22,203 48	0 00	1,197 01	
94 0000	Sale	03/17/11	04/27/11	6,375 79	5,938 91	0 00	436 88	
471 0000	Sale	07/21/11	08/17/11	30,333 33	30,862 28	528 95 (W)	0 00	
616 0000	Sale	07/21/11	08/17/11	39,671 61	40,363 40	0 00	(691 79)	
1590 0000	Sale	07/21/11	10/31/11	100,772 27	104,184 75	3,412 48 (W)	0 00	
Security Subtotal				200,553 49	203,552 82	3,941 43	942 10	
PROCTER & GAMBLE CO REDEEMED COST BASIS REFLECTS TRAD		CUSIP Number	742718109					
610 0000	Sale	02/01/11	08/17/11	37,710 03	38,698 83	0 00	(988 80)	
2060 0000	Sale	02/01/11	09/29/11	131,694 92	130,687 84	0 00	1,007 08	
140 0000	Sale	02/02/11	09/29/11	8,950 14	8,745 21	0 00	204 93	
Security Subtotal				178,355.09	178,131 88	0.00	223 21	

EL-HIBRI CHARITABLE FOUNDATION  
SUPPORTING STATEMENT # 10



Taxpayer No.  
52-2306995

Page  
19 of 43

BANK OF AMERICA (MLTC)

2011 ANNUAL STATEMENT SUMMARY

1099-B

2011 PROCEEDS FROM BROKER & BARTER EXCHANGE TRANSACTIONS

Quantity	Transaction Description	Date Acquired Cover of Short	Date Liquidated Short Sale	Amount	Cost Basis	Adjustments	Gain or (Loss)	Remarks
RAYTHEON CO DELAWARE NEW REDEEMED COST BASIS REFLECTS TRAD		CUSIP Number	755111507					
3930 0000	Sale	04/25/11	09/06/11	158,915 92	192,069 32	0 00	(33,153 40)	
1738 0000	Sale	07/14/11	09/06/11	70,278 86	81,435 90	0 00	(11,157 04)	
<b>Security Subtotal</b>				<b>229,194.78</b>	<b>273,505.22</b>	<b>0 00</b>	<b>(44,310.44)</b>	
SIEMENS AG ADR REDEEMED COST BASIS REFLECTS TRAD		CUSIP Number	826197501					
1136 0000	Sale	08/26/11	10/10/11	114,943 72	112,984 97	0 00	1,958 75	
141 0000	Sale	08/26/11	10/10/11	14,244 90	14,023.66	0 00	221 24	
521 0000	Sale	08/29/11	10/10/11	52,635 42	53,540 41	904 99 (W)	0 00	
104 0000	Sale	08/29/11	10/24/11	10,949 74	10,687 53	0 00	262 21	
393 0000	Sale	08/30/11	10/24/11	41,377 40	39,739 30	0 00	1,638 10	
180 0000	Sale	08/30/11	10/27/11	19,912 57	18,201 20	0 00	1,711 37	
193 0000	Sale	09/02/11	10/27/11	21,350 70	19,288 40	0 00	2,062 30	
84 0000	Sale	09/02/11	11/10/11	8,333 78	8,394 95	61 17 (W)	0 00	
394 0000	Sale	09/06/11	11/10/11	39,089 41	36,522 97	0 00	2,566 44	
464 0000	Sale	09/09/11	11/10/11	46,034 23	41,624 88	0 00	4,409 35	
84 0000	Sale	09/02/11	11/30/11	8,485 61	8,242 37	0 00 (Y)	243 24	
177 0000	Sale	09/09/11	11/30/11	17,880 41	15,878 46	0 00	2,001 95	
341 0000	Sale	09/28/11	11/30/11	34,447.57	33,804 12	0 00 (Y)	643 45	
<b>Security Subtotal</b>				<b>429,685.46</b>	<b>412,933.22</b>	<b>966 16</b>	<b>17,718 40</b>	
STMICROELECTRONICS NY SH REDEEMED COST BASIS REFLECTS TRAD		CUSIP Number	861012102					
11321 0000	Sale	07/26/11	08/12/11	79,658 69	94,942 44	0 00	(15,283 75)	
11322 0000	Sale	07/26/11	08/24/11	71,001 17	94,950 82	0 00	(23,949 65)	
<b>Security Subtotal</b>				<b>150,659.86</b>	<b>189,893.26</b>	<b>0 00</b>	<b>(39,233 40)</b>	
SANOFI ADR REDEEMED COST BASIS REFLECTS TRAD		CUSIP Number	80105N105					
1857 0000	Sale	08/11/11	08/15/11	65,199 51	60,634 02	0 00	4,565 49	
1245 0000	Sale	08/11/11	08/17/11	45,206 57	40,651 24	0 00	4,555 33	
2528 0000	Sale	08/11/11	08/22/11	89,807 50	82,543 25	0 00	7,264 25	
1750 0000	Sale	09/02/11	10/31/11	64,419 94	62,185 72	0 00	2,234 22	

BANK OF AMERICA (MLTC)

# 2011 ANNUAL STATEMENT SUMMARY

1099-B

## 2011 PROCEEDS FROM BROKER & BARTER EXCHANGE TRANSACTIONS

Quantity	Transaction Description	Date Acquired Cover of Short	Date Liquidated Short Sale	Amount	Cost Basis	Adjustments	Gain or (Loss)	Remarks
SANOFI ADR REDEEMED COST BASIS REFLECTS TRAD		CUSIP Number	80105N105					
1390 0000	Sale	09/02/11	11/30/11	48,556 22	49,393 24	837 02 (W)	0 00	
1021 0000	Sale	09/02/11	11/30/11	35,666 11	36,280 92	614.81 (W)	0 00	
Security Subtotal				348,855.85	331,688 39	1,451.83	18,619.29	
SONY CORP ADR NEW REDEEMED COST BASIS REFLECTS TRAD		CUSIP Number	835699307					
7809 0000	Sale	05/04/11	08/01/11	194,731 64	223,467 81	0 00	(28,736 17)	
485 0000	Sale	06/23/11	08/01/11	12,094 36	12,154 20	0 00	(59 84)	
Security Subtotal				206,826.00	235,622 01	0 00	(28,796.01)	
TEVA PHARMACTCL INDS ADR REDEEMED COST BASIS REFLECTS TRAD		CUSIP Number	881624209					
1580 0000	Sale	02/09/11	09/02/11	64,306 50	81,404 92	0 00	(17,098 42)	
660 0000	Sale	04/27/11	09/02/11	26,862 22	30,457 42	0 00	(3,595 20)	
Security Subtotal				91,168 72	111,862 34	0 00	(20,693.62)	
UBS AG REG REDEEMED COST BASIS REFLECTS TRAD		CUSIP Number	H89231338					
2877 0000	Sale	01/13/11	02/22/11	56,874.61	50,458 84	0 00	6,415 77	
1928 0000	Sale	01/13/11	02/23/11	37,691 68	33,814 61	0 00	3,877 07	
3915 0000	Sale	01/13/11	05/05/11	75,411.63	68,664 01	0 00	6,747 62	
Security Subtotal				169,977.92	152,937.46	0.00	17,040.46	
VALERO ENERGY CORP NEW REDEEMED COST BASIS REFLECTS TRAD		CUSIP Number	91913Y100					
6320 0000	Sale	07/05/11	08/01/11	160,225 35	160,340.93	0.00	(115 58)	
VALE SA		CUSIP Number	91912E105					
34 0000	Sale	03/15/11	12/30/11	728 94	1,069.64	0 00	(340 70)	
3661 0000	Sale	10/07/11	12/30/11	78,490 33	88,083 29	0 00	(9,592 96)	
2614 0000	Sale	10/20/11	12/30/11	56,043 10	57,313 00	0 00	(1,269 90)	
615 0000	Sale	02/07/11	12/30/11	13,179 20	21,247 27	0 00	(8 068 07)	

BANK OF AMERICA (MLTC)

## 2011 ANNUAL STATEMENT SUMMARY

1099-B

### 2011 PROCEEDS FROM BROKER & BARTER EXCHANGE TRANSACTIONS

Quantity	Transaction Description	Date Acquired Cover of Short	Date Liquidated Short Sale	Amount	Cost Basis	Adjustments	Gain or (Loss)	Remarks
<b>VALE SA</b>								
		CUSIP Number 91912E105						
1406 0000	Sale	02/09/11	12/30/11	30,130 01	47,545 01	0.00	(17,415 00)	
739 0000	Sale	02/09/11	12/30/11	15,843 85	24,989.88	0 00	(9,146.03)	
	<b>Security Subtotal</b>			<b>194,415.43</b>	<b>240,248 09</b>	<b>0 00</b>	<b>(45,832.66)</b>	
<b>WAL-MART STORES INC</b>								
		CUSIP Number 931142103						
	REDEEMED							
	COST BASIS REFLECTS TRAD							
899 0000	Sale	01/06/11	02/08/11	50,735 90	48,672 13	0 00	2,063.77	
1301 0000	Sale	01/06/11	10/10/11	71,439 66	70,436 53	0 00	1,003 13	
435 0000	Sale	01/06/11	10/10/11	23,864 46	23,551 03	0 00	313 43	
1507 0000	Sale	02/17/11	10/10/11	82,675 30	82,892 69	0 00	(217 39)	
783 0000	Sale	02/17/11	10/21/11	44,750 17	43,068 99	0 00	1,681 18	
1110 0000	Sale	02/23/11	10/21/11	63,438 94	59,074 20	0 00	4,364 74	
750 0000	Sale	02/25/11	10/21/11	42,864 16	38,938 58	0 00	3,925 58	
	<b>Security Subtotal</b>			<b>379,768.59</b>	<b>366,634 15</b>	<b>0.00</b>	<b>13,134.44</b>	
<b>WASTE MANAGEMENT INC NEW</b>								
		CUSIP Number 94106L109						
	REDEEMED							
	COST BASIS REFLECTS TRAD							
2765 0000	Sale	07/28/11	10/10/11	92,191 07	92,320 31	129.24 (W)	0 00	
390 0000	Sale	07/28/11	10/10/11	13,003 45	13,021 67	18 22 (W)	0 00	
140 0000	Sale	07/28/11	10/10/11	4,667 90	4,674 45	0.00	(6 55)	
1538 0000	Sale	07/28/11	10/24/11	52,722 25	51,352.12	0 00	1,370 13	
	<b>Security Subtotal</b>			<b>162,584.67</b>	<b>161,368 55</b>	<b>147 46</b>	<b>1,363 58</b>	
<b>Covered Short Term Capital Gains and Losses Subtotal</b>				<b>15,093,367.88</b>	<b>15,901,399.42</b>	<b>109,576.87</b>	<b>(698,454.67)</b>	

### NONCOVERED TRANSACTIONS

<b>ALLSTATE CORP DEL COM</b>								
		CUSIP Number 020002101						
	REDEEMED							
	COST BASIS REFLECTS TRAD							
3242 0000	Sale	10/28/10	03/25/11	101,969 31	98,566 20	0.00	3,403 11	
3243 0000	Sale	10/28/10	05/05/11	108,050 15	98,596 61	0.00	9,453 54	
	<b>Security Subtotal</b>			<b>210,019.46</b>	<b>197,162 81</b>	<b>0.00</b>	<b>12,856.65</b>	

EL-HIBRI CHARITABLE FOUNDATION  
SUPPORTING STATEMENT # 10



Taxpayer No.  
52-2306995

Page  
22 of 43

BANK OF AMERICA (MLTC)

2011 ANNUAL STATEMENT SUMMARY

1099-B

2011 PROCEEDS FROM BROKER & BARTER EXCHANGE TRANSACTIONS

Quantity	Transaction Description	Date Acquired Cover of Short	Date Liquidated Short Sale	Amount	Cost Basis	Adjustments	Gain or (Loss)	Remarks
APOLLO GROUP INC CL A REDEEMED COST BASIS REFLECTS TRAD		CUSIP Number 037604105						
4202 0000	Sale	10/22/10	01/04/11	162,772 23	152,476 71	0 00	10,295 52	
2568 0000	Sale	10/22/10	01/05/11	101,318 46	93,184 25	0 00	8,134 21	
1635 0000	Sale	11/04/10	01/05/11	64,507 68	57,877 04	0 00	6,630 64	
Security Subtotal				328,598.37	303,538.00	0 00	25,060.37	
BAXTER INTERNL INC REDEEMED COST BASIS REFLECTS TRAD		CUSIP Number 071813109						
297 0000	Sale	04/28/10	02/18/11	15,780 79	14,305 90	0 00	1,474 89	
619 0000	Sale	04/30/10	02/18/11	32,889 93	30,253 56	0 00	2,636 37	
1044 0000	Sale	05/03/10	02/18/11	55,471 88	49,702 75	0 00	5,769 13	
Security Subtotal				104,142 60	94,262 21	0.00	9,880 39	
BEST BUY CO INC REDEEMED COST BASIS REFLECTS TRAD		CUSIP Number 086516101						
7140 0000	Sale	12/21/10	03/25/11	206,706 88	243,064 16	0 00	(36,357 28)	
CHEVRON CORP REDEEMED COST BASIS REFLECTS TRAD		CUSIP Number 166764100						
484 0000	Sale	11/08/10	01/19/11	44,997 83	41,129 11	0 00	3,868 72	
227 0000	Sale	11/08/10	01/27/11	21,510 56	19,289 90	0 00	2,220 66	
500 0000	Sale	11/09/10	01/27/11	47,380 09	42,009 00	0 00	5,371.09	
Security Subtotal				113,888.48	102,428 01	0 00	11,460 47	
CONAGRA FOODS INC REDEEMED COST BASIS REFLECTS TRAD		CUSIP Number 205887102						
8845 0000	Sale	09/21/10	04/27/11	214,870 11	190,700 85	0 00	24,169 26	

EL-HIBRI CHARITABLE FOUNDATION  
SUPPORTING STATEMENT # 10



Taxpayer No.  
52-2306995

Page  
23 of 43

BANK OF AMERICA (MLTC)

2011 ANNUAL STATEMENT SUMMARY

1099-B

2011 PROCEEDS FROM BROKER & BARTER EXCHANGE TRANSACTIONS

Quantity	Transaction Description	Date Acquired Cover of Short	Date Liquidated Short Sale	Amount	Cost Basis	Adjustments	Gain or (Loss)	Remarks
CORNING INC REDEEMED COST BASIS REFLECTS TRAD		CUSIP Number	219350105					
3763 0000	Sale	11/16/10	01/26/11	82,031 82	66,220 15	0 00	15,811 67	
2521 0000	Sale	11/16/10	02/07/11	57,175 94	44,363 80	0.00	12,812 14	
2048 0000	Sale	11/16/10	02/18/11	47,473 98	36,040 09	0 00	11,433 89	
3073 0000	Sale	11/16/10	10/31/11	45,001 07	54,077 73	9,076 66 (W)	0 00	
Security Subtotal				231,682 81	200,701 77	9,076.66	40,057 70	
ISHARES MSCI CDA INDX FD REDEEMED		CUSIP Number	464286509					
6658 0000	Sale	11/14/11	12/16/11	170,576 01	184,702 24	0 00	(14,126 23)	
ISHARES MSCI GERMANY INDEX FUND REDEEMED		CUSIP Number	464286806					
2176 0000	Sale	01/04/11	02/22/11	56,575 56	52,829 15	0 00	3,746 41	
4419 0000	Sale	01/04/11	04/01/11	116,264 75	107,284 92	0 00	8,979 83	
2600 0000	Sale	09/08/11	09/29/11	50,428 63	49,322 00	0 00	1,106 63	
3153 0000	Sale	09/08/11	09/29/11	61,154 42	60,694 30	0 00	460 12	
5000 0000	Sale	09/08/11	10/10/11	99,943 08	96,248 50	0.00	3,694 58	
1857.0000	Sale	09/08/11	10/24/11	39,294.48	35,746.70	0 00	3,547 78	
2451.0000	Sale	09/08/11	10/27/11	55,661 39	47,181 01	0 00	8,480 38	
384 0000	Sale	09/08/11	11/30/11	7,905 52	7 391 89	0 00	513 63	
1990 0000	Sale	09/19/11	11/30/11	40,968 73	36 755.10	0 00	4,213 63	
2197 0000	Sale	10/06/11	11/30/11	45,230.32	40,870.80	0.00	4,359.52	
Security Subtotal				573,426.88	534,324.37	0.00	39,102 51	
ISHARES MSCI JAPAN INDEX FUND REDEEMED		CUSIP Number	464286848					
13782 0000	Sale	04/06/11	04/29/11	144,952 16	136,166.16	0 00	8,786 00	
13783 0000	Sale	04/06/11	05/18/11	141,139 34	136,176 04	0 00	4,963 30	
14350 0000	Sale	11/02/11	11/30/11	134,313 42	133,512 40	0 00	801 02	
Security Subtotal				420,404.92	405,854.60	0.00	14,550.32	



BANK OF AMERICA (MLTC)

## 2011 ANNUAL STATEMENT SUMMARY

1099-B

### 2011 PROCEEDS FROM BROKER & BARTER EXCHANGE TRANSACTIONS

Quantity	Transaction Description	Date Acquired Cover of Short	Date Liquidated Short Sale	Amount	Cost Basis	Adjustments	Gain or (Loss)	Remarks
<b>ISHARES TR DOW JONES US REDEEMED</b>		<b>CUSIP Number 464288786</b>						
5938 0000	Sale	08/24/11	09/15/11	156,714 47	155,100 56	0 00	1,613 91	
3918 0000	Sale	08/24/11	10/21/11	110,501 54	102,338 16	0 00	8,163 38	
2037 0000	Sale	08/24/11	10/21/11	57,544 15	53,206 44	0 00	4,337 71	
2727 0000	Sale	08/24/11	10/24/11	79,016 03	71,229 24	0 00	7,786 79	
2182 0000	Sale	08/24/11	10/28/11	65,502 38	56,993 84	0 00	8,508 54	
1193 0000	Sale	08/24/11	11/03/11	34,038 38	31,161 16	0 00	2,877 22	
3171 0000	Sale	10/04/11	11/03/11	90,474 19	75,660 06	0 00	14,814 13	
1309 0000	Sale	10/04/11	11/03/11	37,515 22	31,232 74	0 00	6,282 48	
3055 0000	Sale	10/04/11	11/10/11	86,823 26	72,892 30	0 00	13,930 96	
<b>Security Subtotal</b>				<b>718,129.62</b>	<b>649,814.50</b>	<b>0.00</b>	<b>68,315.12</b>	
<b>MARKET VECTORS ETF TR GOLD MINERS ETF REDEEMED</b>		<b>CUSIP Number 57060U100</b>						
3605 0000	Sale	01/04/11	02/22/11	215,294 04	213,588 32	0 00	1,705 72	
<b>ISHARES TR S&amp;P GLOBAL UTILITIES REDEEMED</b>		<b>CUSIP Number 464288711</b>						
2220 0000	Sale	09/30/10	01/19/11	102,517 63	99,988 80	0 00	2,528.83	
330 0000	Sale	09/30/10	02/08/11	15,460 20	14,863.20	0 00	597 00	
1855 0000	Sale	11/23/10	02/08/11	86,905 08	83,122 55	0 00	3,782 53	
1145 0000	Sale	11/29/10	02/08/11	53,642 22	50,199 89	0 00	3,442 33	
2344 0000	Sale	03/17/11	04/27/11	110,440 36	103,651 68	0 00	6,788 68	
2160 0000	Sale	03/17/11	05/09/11	101,582 84	95,515 20	0 00	6,067 64	
185 0000	Sale	03/24/11	05/09/11	8,700 39	8,462 64	0 00	237 75	
1977 0000	Sale	06/23/11	07/25/11	90,353.10	87,691 42	0 00	2,661 68	
2149 0000	Sale	06/23/11	08/01/11	95,563 55	95,320 61	0 00	242 94	
1867 0000	Sale	07/18/11	08/01/11	83,023 34	82,032 99	0 00	990 35	
479 0000	Sale	08/02/11	09/27/11	20,285 25	20,892 78	607 53 (W)	0 00	
224 0000	Sale	08/02/11	09/27/11	9,486 21	9,770 32	284 10 (W)	0 00	
3457 0000	Sale	08/02/11	09/27/11	146,401 15	150,785 70	4,384 56 (W)	0 00	
535 0000	Sale	08/03/11	09/27/11	22,656 81	23,136 61	479 80 (W)	0 00	
981 0000	Sale	08/09/11	09/27/11	41,544 56	38,851 43	0 00	2,693 13	
3457 0000	Sale	08/02/11	10/10/11	148,302 45	150,304.52	0 00 (Y)	(2,002 07)	
535 0000	Sale	08/03/11	10/21/11	23,203 04	23,062 15	0 00 (Y)	140 89	
3395 0000	Sale	10/13/11	10/21/11	147,241 72	143,947 66	0 00	3,294 06	
1321 0000	Sale	08/09/11	10/24/11	57,642 84	52,316 75	0 00	5,326 09	
213 0000	Sale	08/12/11	10/24/11	9,294 42	8,841 03	0 00	453 39	

EL-HIBRI CHARITABLE FOUNDATION  
SUPPORTING STATEMENT # 10



Taxpayer No.  
52-2306995

Page  
25 of 43

BANK OF AMERICA (MLTC)

2011 ANNUAL STATEMENT SUMMARY

1099-B

2011 PROCEEDS FROM BROKER & BARTER EXCHANGE TRANSACTIONS

Quantity	Transaction Description	Date Acquired Cover of Short	Date Liquidated Short Sale	Amount	Cost Basis	Adjustments	Gain or (Loss)	Remarks
ISHARES TR S&P GLOBAL UTILITIES REDEEMED		CUSIP Number	464288711					
62 0000	Sale	10/13/11	10/24/11	2,705 41	2,628 79	0 00	76 62	
2031 0000	Sale	08/12/11	10/27/11	90,601 98	84,301 13	0 00	6,300.85	
76 0000	Sale	08/18/11	10/27/11	3,390 33	3,106 12	0 00	284 21	
224 0000	Sale	08/02/11	11/30/11	9,577 10	9,739 14	0 00 (Y)	(162 04)	
2659 0000	Sale	08/18/11	11/30/11	113,685 21	108,673 33	0 00	5,011 88	
Security Subtotal				1,594,207.19	1,551,206.44	5,755 99	48,756.74	
WISDOMTREE INTL UTL SECTOR REDEEMED		CUSIP Number	97717W653					
4521 0000	Sale	08/22/11	10/27/11	86,711 12	85,311 27	0 00	1,399 85	
GENERAL ELECTRIC REDEEMED		CUSIP Number	369604103					
COST BASIS REFLECTS TRAD								
2233 0000	Sale	05/11/10	02/08/11	47,405 68	40,399 88	0 00	7,005 80	
1585 0000	Sale	05/14/10	02/08/11	33,648 90	28,402 57	0 00	5,246 33	
1100 0000	Sale	05/20/10	02/08/11	23,352 55	18,490 56	0 00	4,861 99	
80 0000	Sale	06/25/10	02/08/11	1,698 36	1,203 04	0 00	495 32	
1438 0000	Sale	07/01/10	02/08/11	30,528 17	20,298 81	0 00	10,229 36	
Security Subtotal				136,633.66	108,794 86	0 00	27,838.80	
HEWLETT PACKARD CO DEL REDEEMED		CUSIP Number	428236103					
COST BASIS REFLECTS TRAD								
880 0000	Sale	08/09/10	08/01/11	31,139 78	37,723 66	0 00	(6,583 88)	
262 0000	Sale	08/24/10	08/01/11	9,271 16	10,157 22	0 00	(886 06)	
Security Subtotal				40,410.94	47,880 88	0 00	(7,469.94)	
ITT CORP REDEEMED		CUSIP Number	450911102					
COST BASIS REFLECTS TRAD								
2133 0000	Sale	11/17/10	01/04/11	110 649 21	98,550 36	0 00	12,098 85	

BANK OF AMERICA (MLTC)

## 2011 ANNUAL STATEMENT SUMMARY

1099-B

### 2011 PROCEEDS FROM BROKER & BARTER EXCHANGE TRANSACTIONS

Quantity	Transaction Description	Date Acquired Cover of Short	Date Liquidated Short Sale	Amount	Cost Basis	Adjustments	Gain or (Loss)	Remarks
<b>VANGUARD GLBL EX-US REAL EST REDEEMED</b>								
		CUSIP Number		922042676				
4310 0000	Sale	02/03/11	04/01/11	219,978 18	219,063 08	0 00	915 10	
<b>JPMORGAN CHASE &amp; CO REDEEMED COST BASIS REFLECTS TRAD</b>								
		CUSIP Number		46625H100				
1583 0000	Sale	10/14/10	02/08/11	72,438 27	61,863 32	0 00	10,574 95	
962 0000	Sale	10/27/10	02/08/11	44,021 24	36,209 68	0 00	7,811 56	
878 0000	Sale	10/27/10	02/18/11	42,029 23	33,047 92	0 00	8,981 31	
398 0000	Sale	12/01/10	02/18/11	19,051 98	15,135 94	0 00	3,916 04	
1277 0000	Sale	12/01/10	03/25/11	59,009 04	48,564 31	0 00	10,444 73	
<b>Security Subtotal</b>				<b>236,549.76</b>	<b>194,821 17</b>	<b>0.00</b>	<b>41,728.59</b>	
<b>JOHNSON AND JOHNSON COM REDEEMED COST BASIS REFLECTS TRAD</b>								
		CUSIP Number		478160104				
128 0000	Sale	06/11/10	04/27/11	8,281 60	7,447 95	0 00	833 65	
1135 0000	Sale	07/26/10	04/27/11	73,434 56	65,634 78	0 00	7,799 78	
1248 0000	Sale	12/02/10	04/27/11	80,745 68	78,319 99	0 00	2,425 69	
637 0000	Sale	12/02/10	06/14/11	42,671 80	39,975 82	0 00	2,695 98	
<b>Security Subtotal</b>				<b>205,133 64</b>	<b>191,378 54</b>	<b>0.00</b>	<b>13,755.10</b>	
<b>KROGER CO REDEEMED COST BASIS REFLECTS TRAD</b>								
		CUSIP Number		501044101				
2 0000	Sale	06/15/10	02/22/11	46 60	40 36	0 00	6 24	
5481 0000	Sale	12/06/10	02/22/11	127,724 59	115,201 85	0 00	12,522 74	
4124 0000	Sale	12/06/10	03/30/11	99,501 54	86,679 88	0 00	12,821 66	
<b>Security Subtotal</b>				<b>227,272.73</b>	<b>201,922 09</b>	<b>0.00</b>	<b>25,350 64</b>	
<b>METLIFE INC COM REDEEMED COST BASIS REFLECTS TRAD</b>								
		CUSIP Number		59156R108				
2024 0000	Sale	09/23/10	02/08/11	98 043 51	78,349 85	0 00	19,693 66	
1725 0000	Sale	09/23/10	08/24/11	55,224 98	66,775 44	0 00	(11,550 46)	
300 0000	Sale	12/01/10	08/24/11	9,604 34	11,738 25	0 00	(2,133 91)	
<b>Security Subtotal</b>				<b>162,872.83</b>	<b>156,863 54</b>	<b>0.00</b>	<b>6,009.29</b>	

EL-HIBRI CHARITABLE FOUNDATION  
SUPPORTING STATEMENT # 10



Taxpayer No.  
52-2306995

Page  
27 of 43

BANK OF AMERICA (MLTC)

2011 ANNUAL STATEMENT SUMMARY

1099-B

2011 PROCEEDS FROM BROKER & BARTER EXCHANGE TRANSACTIONS

Quantity	Transaction Description	Date Acquired Cover of Short	Date Liquidated Short Sale	Amount	Cost Basis	Adjustments	Gain or (Loss)	Remarks
MARATHON OIL CORP REDEEMED COST BASIS REFLECTS TRAD		CUSIP Number	565849106					
1362.0000	Sale	08/24/10	01/27/11	61,012.21	42,873.03	0.00	18,139.18	
2045.0000	Sale	08/24/10	02/07/11	94,728.51	64,372.51	0.00	30,356.00	
	<b>Security Subtotal</b>			<b>155,740.72</b>	<b>107,245.54</b>	<b>0.00</b>	<b>48,495.18</b>	
MICROSOFT CORP REDEEMED COST BASIS REFLECTS TRAD		CUSIP Number	594918104					
2430.0000	Sale	08/10/10	08/01/11	67,048.98	61,284.60	0.00	5,764.38	
1550.0000	Sale	09/03/10	08/01/11	42,767.87	37,773.50	0.00	4,994.37	
	<b>Security Subtotal</b>			<b>109,816.85</b>	<b>99,058.10</b>	<b>0.00</b>	<b>10,758.75</b>	
NOKIA CORP SPON ADR REDEEMED COST BASIS REFLECTS TRAD		CUSIP Number	654902204					
15360.0000	Sale	12/02/10	01/14/11	167,980.26	150,838.27	0.00	17,141.99	
PLUM CREEK TIMBER CO INC REDEEMED COST BASIS REFLECTS TRAD		CUSIP Number	729251108					
2700.0000	Sale	10/14/10	01/19/11	107,699.58	101,019.15	0.00	6,680.43	
1530.0000	Sale	10/14/10	01/27/11	64,116.33	57,244.19	0.00	6,872.14	
90.0000	Sale	10/19/10	01/27/11	3,771.55	3,312.96	0.00	458.59	
2430.0000	Sale	10/19/10	02/11/11	102,970.49	89,450.00	0.00	13,520.49	
	<b>Security Subtotal</b>			<b>278,557.95</b>	<b>251,026.30</b>	<b>0.00</b>	<b>27,531.65</b>	
PRUDENTIAL FINANCIAL INC REDEEMED COST BASIS REFLECTS TRAD		CUSIP Number	744320102					
2110.0000	Sale	10/05/10	02/08/11	135,103.24	112,007.24	0.00	23,096.00	
1961.0000	Sale	10/05/10	06/29/11	122,964.49	104,097.72	0.00	18,866.77	
150.0000	Sale	10/13/10	06/29/11	9,405.75	8,259.00	0.00	1,146.75	
	<b>Security Subtotal</b>			<b>267,473.48</b>	<b>224,363.96</b>	<b>0.00</b>	<b>43,109.52</b>	

BANK OF AMERICA (MLTC)

## 2011 ANNUAL STATEMENT SUMMARY

1099-B

### 2011 PROCEEDS FROM BROKER & BARTER EXCHANGE TRANSACTIONS

Quantity	Transaction Description	Date Acquired Cover of Short	Date Liquidated Short Sale	Amount	Cost Basis	Adjustments	Gain or (Loss)	Remarks
PETROLEO BRAS VTG SPD ADR		CUSIP Number	71654V408					
REDEEMED								
COST BASIS REFLECTS TRAD								
2583 0000	Sale	09/30/10	02/23/11	103,950.06	94,108.51	0.00	9,841.55	
1372 0000	Sale	09/30/10	09/02/11	37,901.32	49,987.17	0.00	(12,085.85)	
1365 0000	Sale	09/30/10	09/02/11	37,707.94	49,165.80	0.00	(11,457.86)	
1055 0000	Sale	10/07/10	09/02/11	29,144.23	35,678.41	0.00	(6,534.18)	
Security Subtotal				208,703.55	228,939.89	0.00	(20,236.34)	
POSCO SPN ADR		CUSIP Number	693483109					
REDEEMED								
COST BASIS REFLECTS TRAD								
722 0000	Sale	12/02/10	02/08/11	79,421.51	74,688.30	0.00	4,733.21	
228 0000	Sale	12/02/10	03/25/11	25,464.83	23,585.78	0.00	1,879.05	
Security Subtotal				104,886.34	98,274.08	0.00	6,612.26	
PEPSICO INC		CUSIP Number	713448108					
REDEEMED								
COST BASIS REFLECTS TRAD								
1713 0000	Sale	10/07/10	04/25/11	114,999.53	112,801.39	0.00	2,198.14	
1247 0000	Sale	10/07/10	04/27/11	84,580.88	82,115.20	0.00	2,465.68	
885 0000	Sale	11/03/10	04/27/11	60,027.33	57,459.86	0.00	2,567.47	
Security Subtotal				259,607.74	252,376.45	0.00	7,231.29	
PFIZER INC		CUSIP Number	717081103					
REDEEMED								
COST BASIS REFLECTS TRAD								
500 0000	Sale	03/03/10	02/18/11	9,619.86	8,830.00	0.00	789.86	
250 0000	Sale	03/18/10	02/18/11	4,809.94	4,330.00	0.00	479.94	
Security Subtotal				14,429.80	13,160.00	0.00	1,269.80	
PROCTER & GAMBLE CO		CUSIP Number	742718109					
REDEEMED								
COST BASIS REFLECTS TRAD								
1590 0000	Sale	12/10/10	08/17/11	98,293.34	101,155.32	0.00	(2,861.98)	

EL-HIBRI CHARITABLE FOUNDATION  
SUPPORTING STATEMENT # 10



Taxpayer No.  
52-2306995

Page  
29 of 43

BANK OF AMERICA (MLTC)

2011 ANNUAL STATEMENT SUMMARY

1099-B

2011 PROCEEDS FROM BROKER & BARTER EXCHANGE TRANSACTIONS

Quantity	Transaction Description	Date Acquired Cover of Short	Date Liquidated Short Sale	Amount	Cost Basis	Adjustments	Gain or (Loss)	Remarks
QUEST DIAGNOSTICS INC REDEEMED COST BASIS REFLECTS TRAD		CUSIP Number	74834L100					
240.0000	Sale	07/26/10	01/19/11	12,984 73	10,974 70	0 00	2,010 03	
495 0000	Sale	08/24/10	01/19/11	26,781 01	22,405 98	0 00	4,375 03	
675 0000	Sale	08/27/10	01/19/11	36,519 58	30,257 35	0.00	6,262 23	
Security Subtotal				76,285.32	63,638.03	0 00	12,647 29	
SECTOR SPDR ENERGY REDEEMED COST BASIS REFLECTS TRAD		CUSIP Number	81369Y506					
1875.0000	Sale	09/02/11	10/21/11	127,427 61	124,963 50	0 00	2,464 11	
1875 0000	Sale	09/02/11	10/21/11	127,751 24	124,963 50	0 00	2,787 74	
Security Subtotal				255,178 85	249,927 00	0 00	5,251.85	
TOTAL S A SP ADR REDEEMED COST BASIS REFLECTS TRAD		CUSIP Number	89151E109					
5 0000	Sale	05/27/10	01/25/11	291 54	230 89	0 00	60 65	
TEVA PHARMACTCL INDS ADR REDEEMED COST BASIS REFLECTS TRAD		CUSIP Number	881624209					
4010 0000	Sale	11/10/10	09/02/11	163,208 28	202,261 99	0 00	(39,053 71)	
VALERO ENERGY CORP NEW REDEEMED COST BASIS REFLECTS TRAD		CUSIP Number	91913Y100					
2991 0000	Sale	09/30/10	01/14/11	73,643 16	52,383 47	0 00	21,259 69	
VODAFONE GROPC PLC SP ADR REDEEMED COST BASIS REFLECTS TRAD		CUSIP Number	92857W209					
1678 0000	Sale	12/02/10	10/21/11	46,823 20	43,350 29	0 00	3,472 91	
1482 0000	Sale	12/02/10	11/10/11	42,280 21	38,286 73	0 00	3,993 48	
Security Subtotal				89,103 41	81,637.02	0.00	7,466.39	

EL-HIBRI CHARITABLE FOUNDATION  
SUPPORTING STATEMENT # 10



Taxpayer No.  
52-2306995

Page  
30 of 43

BANK OF AMERICA (MLTC)

2011 ANNUAL STATEMENT SUMMARY

1099-B

2011 PROCEEDS FROM BROKER & BARTER EXCHANGE TRANSACTIONS

Quantity	Transaction Description	Date Acquired Cover of Short	Date Liquidated Short Sale	Amount	Cost Basis	Adjustments	Gain or (Loss)	Remarks
VALE SA REDEEMED COST BASIS REFLECTS TRAD		CUSIP Number	91912E105					
2829 0000	Sale	10/19/10	05/12/11	85,599.09	91,071.17	0.00	(5,472.08)	
540 0000	Sale	10/19/10	07/07/11	17,941.42	17,383.68	0.00	557.74	
2332.0000	Sale	11/10/10	07/07/11	77,480.39	76,772.70	0.00	707.69	
	<b>Security Subtotal</b>			<b>181,020.90</b>	<b>185,227.55</b>	<b>0.00</b>	<b>(4,206.65)</b>	
WAL-MART STORES INC REDEEMED COST BASIS REFLECTS TRAD		CUSIP Number	931142103					
836 0000	Sale	04/15/10	02/08/11	47,180.42	45,436.52	0.00	1,743.90	
	<b>Noncovered Short Term Capital Gains and Losses Subtotal</b>			<b>9,079,561.35</b>	<b>8,583,114.45</b>	<b>14,832.65</b>	<b>511,279.55</b>	
	Statement 10, Item 2			<b>24,172,929.23</b>	<b>24,484,513.87</b>	<b>124,409.52</b>	<b>(187,175.12)</b>	

LONG TERM CAPITAL GAINS AND LOSSES

COVERED TRANSACTIONS

ABBOTT LABS REDEEMED COST BASIS REFLECTS TRAD		CUSIP Number	002824100					
145 0000	Sale	05/22/10	08/17/11	7,306.19	7,163.99	0.00 (Y)	142.20	
CORNING INC		CUSIP Number	219350105					
900 0000	Sale	11/16/10	12/30/11	11,708.77	15,191.17	3,482.40 (WY)	0.00	
2173 0000	Sale	11/16/10	12/30/11	28,270.19	36,678.24	8,408.05 (WY)	0.00	
900 0000	Sale	11/16/10	12/30/11	11,709.68	15,853.26	4,143.58 (WY)	0.00	
	<b>Security Subtotal</b>			<b>51,688.64</b>	<b>67,722.67</b>	<b>16,034.03</b>	<b>0.00</b>	
MICROSOFT CORP REDEEMED COST BASIS REFLECTS TRAD		CUSIP Number	594918104					
690 0000	Sale	02/26/10	10/10/11	18,449.20	17,329.44	0.00 (Y)	1,119.76	
1225 0000	Sale	03/06/10	10/10/11	32,754.03	30,536.34	0.00 (Y)	2,217.69	
	<b>Security Subtotal</b>			<b>51,203.23</b>	<b>47,865.78</b>	<b>0.00</b>	<b>3,337.45</b>	

EL-HIBRI CHARITABLE FOUNDATION  
SUPPORTING STATEMENT # 10



Taxpayer No.  
52-2306995

Page  
31 of 43

BANK OF AMERICA (MLTC)

2011 ANNUAL STATEMENT SUMMARY

1099-B

2011 PROCEEDS FROM BROKER & BARTER EXCHANGE TRANSACTIONS

Quantity	Transaction Description	Date Acquired Cover of Short	Date Liquidated Short Sale	Amount	Cost Basis	Adjustments	Gain or (Loss)	Remarks
Covered Long Term Capital Gains and Losses Subtotal				110,198.06	122,752.44	16,034.03	3,479.65	
NONCOVERED TRANSACTIONS								
CITIGROUP INC REDEEMED COST BASIS REFLECTS TRAD		CUSIP Number	172967101					
24000 0000	Sale	07/30/09	02/22/11	115,437 78	76,560 00	0 00	38,877 78	
CONOCOPHILLIPS REDEEMED COST BASIS REFLECTS TRAD		CUSIP Number	20825C104					
1080 0000	Sale	07/29/09	02/08/11	77,607 74	46,730 41	0 00	30,877 33	
CITIGROUP INC COM NEW REDEEMED COST BASIS REFLECTS TRAD		CUSIP Number	172967424					
2454 0000	Sale	07/30/09	06/02/11	98,089 16	76,957 44	0 00	21,131 72	
EXXON MOBIL CORP COM REDEEMED COST BASIS REFLECTS TRAD		CUSIP Number	30231G102					
391 0000	Sale	08/13/09	01/19/11	30,771 10	26,763.68	0.00	4,007 42	
235 0000	Sale	10/01/09	01/19/11	18,494 14	15,935 23	0 00	2,558 91	
1164 0000	Sale	11/06/09	01/19/11	91,605 06	84,250.21	0 00	7,354 85	
56 0000	Sale	11/06/09	10/10/11	4,243 17	4,053 27	0 00	189 90	
325 0000	Sale	12/16/09	10/10/11	24,625 55	22,583 99	0 00	2,041 56	
327 0000	Sale	01/25/10	10/10/11	24,777.10	21,562 12	0 00	3,214 98	
673 0000	Sale	05/20/10	10/10/11	50,993 85	40,924 46	0 00	10,069 39	
250 0000	Sale	05/20/10	10/28/11	20,375 15	15,202 25	0 00	5,172 90	
159 0000	Sale	05/27/10	10/28/11	12,958 60	9,595 36	0 00	3,363 24	
Security Subtotal				278,843 72	240,870 57	0.00	37,973 15	



BANK OF AMERICA (MLTC)

2011 ANNUAL STATEMENT SUMMARY

1099-B

2011 PROCEEDS FROM BROKER & BARTER EXCHANGE TRANSACTIONS

Quantity	Transaction Description	Date Acquired Cover of Short	Date Liquidated Short Sale	Amount	Cost Basis	Adjustments	Gain or (Loss)	Remarks
GENERAL ELECTRIC REDEEMED COST BASIS REFLECTS TRAD		CUSIP Number 369604103						
931 0000	Sale	08/24/10	10/28/11	16,004 70	13,634 96	0 00	2,369 74	
2790 0000	Sale	10/15/10	10/28/11	47,962 54	46,230 30	0 00	1,732 24	
3182 0000	Sale	07/01/10	10/28/11	54,701 34	44,917 11	0 00	9,784 23	
190 0000	Sale	07/02/10	10/28/11	3,266 26	2,650 48	0 00	615 78	
Security Subtotal				121,934.84	107,432.85	0 00	14,501 99	
HEWLETT PACKARD CO DEL REDEEMED COST BASIS REFLECTS TRAD		CUSIP Number 428236103						
94 0000	Sale	01/29/10	08/01/11	3,326 29	4,445 18	0 00	(1,118 89)	
INTEL CORP REDEEMED COST BASIS REFLECTS TRAD		CUSIP Number 458140100						
6100 0000	Sale	10/23/09	05/05/11	141,517 28	121,480 90	0 00	20,036 38	
431 0000	Sale	10/23/09	08/01/11	9,752 39	8,583 32	0 00	1,169 07	
3715 0000	Sale	02/04/10	08/01/11	84,060 67	71,773 80	0 00	12,286 87	
836 0000	Sale	02/04/10	08/01/11	18,916 48	15,967 51	0 00	2,948 97	
1430 0000	Sale	08/25/10	09/15/11	30,524 91	26,612 01	0 00	3,912 90	
539 0000	Sale	02/04/10	09/15/11	11,505 54	10,294 85	0 00	1,210 69	
1860 0000	Sale	07/30/10	09/15/11	39,703.72	38,632 20	0.00	1,071 52	
Security Subtotal				335,980.99	293,344.59	0.00	42,636.40	
MERCK AND CO INC SHS REDEEMED COST BASIS REFLECTS TRAD		CUSIP Number 58933Y105						
736 0000	Sale	04/14/10	11/30/11	26,069 79	26,853 77	0 00	(783 98)	
1998 0000	Sale	04/22/10	11/30/11	70,771 00	67,991 94	0 00	2,779 06	
Security Subtotal				96,840.79	94,845.71	0 00	1,995.08	
MICROSOFT CORP REDEEMED COST BASIS REFLECTS TRAD		CUSIP Number 594918104						
690 0000	Sale	02/04/10	08/01/11	19,038 59	19,332 07	293 48 (W)	0 00	
1225 0000	Sale	02/12/10	08/01/11	33,800 41	34,091 75	291 34 (W)	0 00	
360 0000	Sale	09/03/10	10/10/11	9,625 67	8,773 20	0 00	852 47	
Security Subtotal				62,464.67	62,197.02	584.82	852 47	

EL-HIBRI CHARITABLE FOUNDATION  
SUPPORTING STATEMENT # 10



Taxpayer No.  
52-2306995

Page  
33 of 43

BANK OF AMERICA (MLTC)

2011 ANNUAL STATEMENT SUMMARY

1099-B

2011 PROCEEDS FROM BROKER & BARTER EXCHANGE TRANSACTIONS

Quantity	Transaction Description	Date Acquired Cover of Short	Date Liquidated Short Sale	Amount	Cost Basis	Adjustments	Gain or (Loss)	Remarks
PFIZER INC` REDEEMED COST BASIS REFLECTS TRAD		CUSIP Number 717081103						
1340 0000	Sale	12/08/09	02/18/11	25,781 23	23,932 40	0 00	1,848 83	
2910 0000	Sale	02/09/10	02/18/11	55,987 62	52,467 30	0 00	3,520 32	
1650 0000	Sale	03/18/10	03/25/11	33,725 35	28,578 00	0 00	5,147 35	
2653 0000	Sale	03/18/10	11/30/11	52,899 80	45,949 96	0 00	6,949 84	
Security Subtotal				168,394 00	150,927 66	0.00	17,466 34	
TOTAL S A SP ADR REDEEMED COST BASIS REFLECTS TRAD		CUSIP Number 89151E109						
2261 0000	Sale	06/19/09	01/25/11	131,830 72	123,708 58	0 00	8,122 14	
VERIZON COMMUNICATNS COM REDEEMED COST BASIS REFLECTS TRAD		CUSIP Number 92343V104						
975 0000	Sale	02/26/10	03/25/11	36,331 02	26,516 12	0 00	9,814 90	
VODAFONE GROU PLC SP ADR REDEEMED COST BASIS REFLECTS TRAD		CUSIP Number 92857W209						
14 0000	Sale	10/09/09	08/01/11	392 43	299 57	0 00	92 86	
2155 0000	Sale	04/29/10	08/01/11	60,407 59	48,203 47	0 00	12,204.12	
1463 0000	Sale	05/20/10	08/01/11	41,009 89	26,990 74	0 00	14,019 15	
756 0000	Sale	05/20/10	10/21/11	21,095 54	13,947 37	0 00	7,148 17	
Security Subtotal				122,905.45	89,441 15	0.00	33,464.30	
VALE SA		CUSIP Number 91912E105						
78 0000	Sale	11/10/10	12/30/11	1,671 50	2,567 87	0 00	(896 37)	
Noncovered Long Term Capital Gains and Losses Subtotal				1,651,658.67	1,396,545.15	584.82	255,698.34	
Statement 10, Item 3				1,761,856.73	1,519,297.59	16,618.85	259,177.99	

BANK OF AMERICA (MLTC)

## 2011 ANNUAL STATEMENT SUMMARY

In the past, under the Proceeds from Broker and Barter Exchange Transactions section, only the gross proceeds of the sale was reported to the IRS. However, beginning with the 2011 tax reporting year for all sales of positions considered covered securities, new legislation also requires reporting to the IRS the adjusted cost basis for each tax lot transactional sale. Any sale of a security that is not considered a covered security will still be included in this section with its adjusted cost basis (where available) but will not be transmitted to the IRS. In calculating gain (loss), unless otherwise noted, it was assumed that the oldest position was liquidated first, and that you have made an election to amortize the premium paid on the purchase of taxable bonds. The gain (loss) information may not include return of capital, sales load deferral or wash sales adjustments. RICs (which may include mutual funds and unit investment trusts) may reclassify principal distributions as capital gains after the mailing of this statement. The Cost Basis for these securities may not have yet been adjusted on your statement to reflect such reclassifications. Please refer to information provided by the RIC and discuss with your tax advisor. Securities distributed from a retirement account reflect the tax basis on the date of distribution. Other methods for calculating gain (loss) are available. The cost basis for most Original Issue Discount ("OID") obligations includes the accretion of OID. For purposes of allocating original purchase price to the components of an equity unit consisting of a purchase contract and a debt security subject to a remarketing event, we assumed that the fair market value of the debt security on purchase date was equal to its adjusted issue price. The difference between your original cost and the amount allocable to the debt component was allocated to the purchase contract. In making adjustments to the cost basis of the purchase contract, it was assumed that the unit holder included contract adjustment payments in income when received.

### 1099-B 2011 PROCEEDS FROM BROKER & BARTER EXCHANGE TRANSACTIONS

Quantity	Transaction Description	Date Acquired Cover of Short	Date Liquidated Short Sale	Amount	Cost Basis	Adjustments	Gain or (Loss)	Remarks
<b>SHORT TERM CAPITAL GAINS AND LOSSES</b>								
<b>NONCOVERED TRANSACTIONS</b>								
ISHARES BARCLAYS AGENCY BOND FUND REDEEMED		CUSIP Number 464288166						
533 0000	Sale	12/30/10	03/31/11	58,229.13	58,315.53	0.00	(86.40)	
300 0000	Sale	12/30/10	03/31/11	32,774.37	32,829.00	0.00	(54.63)	
302 0000	Sale	12/30/10	03/31/11	32,992.87	33,050.88	0.00	(58.01)	
2365 0000	Sale	12/30/10	03/31/11	258,394.93	258,825.60	0.00	(430.67)	
1435 0000	Sale	12/30/10	03/31/11	156,785.10	157,060.75	0.00	(275.65)	
<b>Security Subtotal</b>				<b>539,176.40</b>	<b>540,081.76</b>	<b>0.00</b>	<b>(905.36)</b>	
ISHARES BARCLAYS SHORT TREASUR REDEEMED		CUSIP Number 464288679						
1931 0000	Sale	11/04/10	03/31/11	212,850.04	212,892.36	0.00	(42.32)	
1937 0000	Sale	11/04/10	03/31/11	213,511.41	213,554.25	0.00	(42.84)	
1132 0000	Sale	11/04/10	03/31/11	124,779.43	124,803.00	0.00	(23.57)	
<b>Security Subtotal</b>				<b>551,140.88</b>	<b>551,249.61</b>	<b>0.00</b>	<b>(108.73)</b>	

EL-HIBRI CHARITABLE FOUNDATION  
SUPPORTING STATEMENT # 10



Taxpayer No.  
52-2306995

Page  
8 of 21

BANK OF AMERICA (MLTC)

2011 ANNUAL STATEMENT SUMMARY

1099-B

2011 PROCEEDS FROM BROKER & BARTER EXCHANGE TRANSACTIONS

Quantity	Transaction Description	Date Acquired Cover of Short	Date Liquidated Short Sale	Amount	Cost Basis	Adjustments	Gain or (Loss)	Remarks
<b>VANGUARD SHORT TERM BOND REDEEMED</b>		<b>CUSIP Number</b>	<b>921937827</b>					
1000 0000	Sale	03/31/11	11/08/11	81,458.43	80,265.00	0.00	1,193.43	
2000 0000	Sale	03/31/11	11/08/11	162,916.88	160,537.40	0.00	2,379.48	
2900 0000	Sale	03/31/11	11/08/11	236,237.29	232,779.23	0.00	3,458.06	
100 0000	Sale	03/31/11	11/08/11	8,146.12	8,026.90	0.00	119.22	
<b>Security Subtotal</b>				<b>488,758.72</b>	<b>481,608.53</b>	<b>0.00</b>	<b>7,150.19</b>	
<b>SPDR BARCLY CAPTL HIGH YIELD BOND ETF REDEEMED</b>		<b>CUSIP Number</b>	<b>78464A417</b>					
6000 0000	Sale	07/20/10	03/15/11	239,544.80	234,350.40	0.00	5,194.40	
1000 0000	Sale	07/20/10	03/15/11	39,931.73	39,058.40	0.00	873.33	
100 0000	Sale	08/16/10	03/15/11	3,993.17	3,887.82	0.00	105.35	
100 0000	Sale	08/16/10	03/15/11	3,993.17	3,887.84	0.00	105.33	
300 0000	Sale	08/16/10	03/15/11	11,979.52	11,663.70	0.00	315.82	
100 0000	Sale	08/16/10	03/15/11	3,993.17	3,887.91	0.00	105.26	
100 0000	Sale	08/16/10	03/15/11	3,993.17	3,887.94	0.00	105.23	
300 0000	Sale	08/16/10	03/15/11	11,979.52	11,663.88	0.00	315.64	
300 0000	Sale	08/16/10	03/15/11	11,979.52	11,663.97	0.00	315.55	
2212 0000	Sale	08/16/10	03/15/11	88,329.00	86,002.56	0.00	2,326.44	
1488 0000	Sale	08/16/10	03/15/11	59,418.43	57,868.32	0.00	1,550.11	
5000 0000	Sale	03/31/11	10/31/11	194,746.26	202,493.50	7,747.24 (W)	0.00	
<b>Security Subtotal</b>				<b>673,881.46</b>	<b>670,316.24</b>	<b>7,747.24</b>	<b>11,312.46</b>	
<b>ISHARES JP MORGAN EM BON REDEEMED</b>		<b>CUSIP Number</b>	<b>464288281</b>					
445 0000	Sale	03/31/11	11/08/11	49,459.28	47,445.90	0.00	2,013.38	
400 0000	Sale	03/31/11	11/08/11	44,457.79	42,650.00	0.00	1,807.79	
1200 0000	Sale	03/31/11	11/08/11	133,373.37	127,952.76	0.00	5,420.61	
<b>Security Subtotal</b>				<b>227,290.44</b>	<b>218,048.66</b>	<b>0.00</b>	<b>9,241.78</b>	
<b>ISHARES S&amp;P/CITI 1-3 INT TRE BOND FUND REDEEMED</b>		<b>CUSIP Number</b>	<b>464288125</b>					
900 0000	Sale	11/12/10	09/06/11	95,240.67	94,536.00	0.00	704.67	

EL-HIBRI CHARITABLE FOUNDATION  
SUPPORTING STATEMENT # 10



Taxpayer No.  
52-2306995

Page  
9 of 21

BANK OF AMERICA (MLTC)

2011 ANNUAL STATEMENT SUMMARY

1099-B

2011 PROCEEDS FROM BROKER & BARTER EXCHANGE TRANSACTIONS

Quantity	Transaction Description	Date Acquired Cover of Short	Date Liquidated Short Sale	Amount	Cost Basis	Adjustments	Gain or (Loss)	Remarks
VANGUARD INTERM-TERM GOVT BD REDEEMED		CUSIP Number	92206C706					
38 0000	Sale	12/30/10	03/15/11	2,326 31	2,309 64	0.00	16 67	
741 0000	Sale	12/30/10	03/15/11	45,363.15	45,104 67	0.00	258.48	
1359 0000	Sale	12/30/10	03/15/11	83,291 51	82,722.33	0.00	569 18	
741 0000	Sale	12/30/10	03/15/11	45,415 02	45,112 08	0.00	302 94	
4321 0000	Sale	12/30/10	03/15/11	264,872 21	263,062 48	0.00	1,809 73	
200 0000	Sale	12/30/10	03/31/11	12,102 76	12,176 00	0.00	(73 24)	
2 0000	Sale	12/30/10	03/31/11	121 02	121 72	0.00	(0 70)	
1998 0000	Sale	12/30/10	03/31/11	120,906 65	121,618 26	0.00	(711 61)	
1000 0000	Sale	12/30/10	03/31/11	60,513 85	60,877 50	0.00	(363 65)	
800 0000	Sale	12/30/10	03/31/11	48,503 06	48,702 00	0.00	(198 94)	
900.0000	Sale	12/30/10	03/31/11	54,565 96	54,792 00	0.00	(226 04)	
2300.0000	Sale	12/30/10	03/31/11	139,469.32	140,024.00	0.00	(554 68)	
Security Subtotal				877,450.82	876,622.68	0.00	828 14	
VANGUARD INTRMDIATE-TERM CORPORATE BOND REDEEMED		CUSIP Number	92206C870					
200 0000	Sale	12/30/10	03/15/11	15,921 69	15,676 00	0.00	245 69	
30 0000	Sale	12/30/10	03/15/11	2,389 15	2,351.40	0.00	37 75	
500.0000	Sale	12/30/10	03/15/11	39,824 24	39,190 00	0.00	634 24	
3700 0000	Sale	12/30/10	03/15/11	294,709 70	290 006 00	0.00	4,703 70	
100 0000	Sale	12/30/10	03/15/11	7,965.85	7,838 00	0.00	127 85	
100.0000	Sale	12/30/10	03/15/11	7,966.85	7,838 00	0.00	128 85	
270 0000	Sale	12/30/10	03/15/11	21,513 19	21,162 60	0.00	350 59	
100 0000	Sale	12/30/10	03/15/11	7,970 85	7,838 00	0.00	132 85	
2000 0000	Sale	12/30/10	03/15/11	159,616 94	156,760 00	0.00	2,856 94	
Security Subtotal				557,878.46	548,660 00	0.00	9,218.46	
VANGUARD SHORT-TERM GOV BD REDEEMED		CUSIP Number	92206C102					
2100 0000	Sale	12/30/10	03/31/11	127,005 56	127,071 00	0.00	(65 44)	
6120 0000	Sale	12/30/10	03/31/11	370,191 68	370,321 20	0.00	(129 52)	
2280 0000	Sale	12/30/10	03/31/11	137,914 56	138,054 00	0.00	(139 44)	
Security Subtotal				635,111.80	635,446 20	0.00	(334 40)	

EL-HIBRI CHARITABLE FOUNDATION  
SUPPORTING STATEMENT # 10



Taxpayer No.  
52-2306995

Page  
10 of 21

BANK OF AMERICA (MLTC)

2011 ANNUAL STATEMENT SUMMARY

1099-B

2011 PROCEEDS FROM BROKER & BARTER EXCHANGE TRANSACTIONS

Quantity	Transaction Description	Date Acquired Cover of Short	Date Liquidated Short Sale	Amount	Cost Basis	Adjustments	Gain or (Loss)	Remarks
Noncovered Short Term Capital Gains and Losses Subtotal				4,645,929.65	4,616,569.68	7,747.24	37,107.21	
Statement 10, Item 5				4,645,929.65	4,616,569.68	7,747.24	37,107.21	

LONG TERM CAPITAL GAINS AND LOSSES

NONCOVERED TRANSACTIONS

CISCO SYSTEMS INC		CUSIP Number		17275RAB8			
GLB							
05 250% FEB 22 2011							
100000 0000	Redemption	08/12/09	02/22/11	100,000 00	100,000 00	0 00	0 00
COCA-COLA CO		CUSIP Number		191216AH3			
GLB							
05 750% MAR 15 2011							
100000 0000	Redemption	08/12/09	03/15/11	100,000 00	100,000 00	0 00	0 00
ISHARES BARCLYS 1-3 YEAR		CUSIP Number		464287457			
TREAS INDEX FUND							
REDEEMED							
3754 0000	Sale	12/16/09	03/31/11	314,672 63	313,306 59	0.00	1,366 04
4886 0000	Sale	01/20/10	03/31/11	409,560 60	407,978 07	0 00	1,582 53
2214 0000	Sale	01/20/10	12/07/11	187,063 24	184,867 67	0 00	2,195 57
310 0000	Sale	07/20/10	12/07/11	26,192 23	26,082 81	0.00	109 42
1536 0000	Sale	07/20/10	12/07/11	129,778 30	129,239 04	0 00	539 26
1940 0000	Sale	07/27/10	12/07/11	163,912 70	163,017 04	0 00	895 66
Security Subtotal				1,231,179 70	1,224,491.22	0.00	6,688 48
Noncovered Long Term Capital Gains and Losses Subtotal				1,431,179.70	1,424,491.22	0.00	6,688.48
Statement 10, Item 6				1,431,179.70	1,424,491.22	0.00	6,688.48

**EL-HIBRI CHARITABLE FOUNDATION EIN: 52-2306995****SUPPORTING STATEMENT #16****2011 FORM 990-PF PAGE 11, PART XV – SUPPLEMENTARY INFORMATION****Line 3a, Grants and Contributions Paid**

<b>Name and Address</b>	<b>Donee Relationship</b>	<b>Foundation Status</b>	<b>Purpose of Grant</b>	<b>Amount</b>
Karamah Muslim Women Lawyers for Human Rights 1420 16 <sup>th</sup> Street, NW Washington, DC 20036	Unrelated 501(c)(3) organization	509(a)(1)	To support operating expenses for programs to address and educate regarding human rights issues impacting women	\$80,000 00
Dar Al Aytam Al Islamiyah PO Box 11-7432 Riyad El Solh 11072240 Beirut, Lebanon	Unrelated charitable organization	Revenue Procedure 92-94	To support costs and expenses for the care of orphans at orphanage	\$62,500 00
Dar Al Aytam Al Islamiyah PO Box 11-7432 Riyad El Solh 11072240 Beirut, Lebanon	Unrelated charitable organization	Revenue Procedure 92-94	To support the costs and expenses for building an orphanage in Lebanon	\$1,383,333 33 for third installment (\$2,950,000 paid over 3 years)
Unity Productions Foundation 1200 29 <sup>th</sup> Street, NW Washington, DC 20007	Unrelated 501(c)(3) organization	509(a)(1)	To support a documentary film entitled “The Paris Mosque” which explores the dramatic WWII story of a single network in Paris, France that rescued Jews, resistance workers and escaped French POWs, regardless of religion or nationality	\$20,000 00
George Mason University 4400 University Drive, MS 4C6, Fairfax, Virginia 22030	Unrelated 501(c)(3) organization	509(a)(1)	To support the Ali Viral Ak Center for Global Islamic Studies in the college of Humanities and Social Sciences for the writing of	\$50,000 00 for second installment (\$100,000 paid over 2 years)

**EL-HIBRI CHARITABLE FOUNDATION EIN: 52-2306995****SUPPORTING STATEMENT #16****2011 FORM 990-PF PAGE 11, PART XV – SUPPLEMENTARY INFORMATION****Line 3a, Grants and Contributions Paid**

			the HarperCollins Study Qur'an, a translation and commentary of the Qur'an with at least seventeen scholarly essays	
Interfaith Youth Core 910 W Van Buren Street, 4 <sup>th</sup> Floor Chicago, IL 60607	Unrelated 501(c)(3) organization	509(a)(1)	To support the Communications and Policy Program which (1) advances the effort to shift the public discourse on religion from that of a "clash of civilizations" to one of religious cooperation, (2) nurtures and catalyzes additional voices for interfaith cooperation, and (3) leverages the potential of "Web 2.0" to engage a new generation of interfaith leaders	\$25,000 00

**Total: \$1,620,833.33**



**EL-HIBRI CHARITABLE FOUNDATION**  
**Federal Supporting Statements**  
**Tax Year: 2011**  
**EIN: 52-2306995**

**Form 990-PF, Part II, Line 10b**  
**Statement 5 - Corporate Stocks with Merrill Lynch**

<b><u>CORPORATE STOCKS</u></b>	<b><u>Cost Basis</u></b>	<b><u>FMV</u></b>	<b><u>Valuation Method</u></b>
AllianceBernstein HLDG	\$206,071 15	\$194,551 92	cost
Allstate Corp Del Com	\$201,523 68	\$211,358 51	cost
AT&T Inc	\$230,538 32	\$248,512 32	cost
Bunge Limited	\$242,333 63	\$239,324 80	cost
China Mobile LTD SPN ADR	\$299,749 00	\$304,905 12	cost
CISCO Systems Inc COM	\$113,578 70	\$129,145 44	cost
Conocophillips	\$244,618 66	\$238,649 25	cost
Corning Inc	\$370,807 15	\$304,692 52	cost
Dow Chemical Co	\$245,844 98	\$271,350 60	cost
Du Pont E I De Nemours	\$430,377 28	\$398,514 90	cost
Exxon Mobil Corp Com	\$177,680 89	\$183,505 40	cost
General Electric	\$385,814 32	\$402,366 06	cost
Intel Corp	\$102,495 75	\$113,756 75	cost
JPMorgan Chase & Co	\$239,675 68	\$243,356 75	cost
Kellogg Co	\$170,646 62	\$173,455 10	cost
Magna Intl Inc CL A VTG	\$216,474 36	\$217,747 47	cost
Medtronic Inc Com	\$264,734 94	\$308,868 75	cost
Merck and Co Inc Shs	\$218,411 99	\$240,563 70	cost
MetLife Inc Com	\$230,804 03	\$226,055 00	cost
Microsoft Corp	\$211,041 56	\$209,601 04	cost
Oracle Corp \$0 01 Del	\$191,762 40	\$195,299 10	cost
Pepsico Inc	\$150,783 28	\$158,377 45	cost
Petrleo Bras Vtg Spd Adr	\$183,603 30	\$203,521 50	cost
Petrochina Co Ltd Sp Adr	\$247,479 97	\$249,490 17	cost
Pfizer Inc	\$189,008 01	\$229,643 68	cost
Sanofi Adr	\$195,927 22	\$205,574 04	cost
Siemens Ag Adr	\$122,122 70	\$117,122 25	cost
Teva Pharmactel Inds Adr	\$230,687 38	\$244,299 08	cost
Total S A Sp Adr	\$379,532 44	\$400,497 96	cost
Vale SA	\$242,267 14	\$196,203 15	cost
Vodafone Grop Plc Sp Adr	\$93,690 15	\$96,983 80	cost
Waste Management Inc New	\$295,253 02	\$304,431 97	cost
<b>Total to Statement 5</b>	<b><u>\$7,325,339.70</u></b>	<b><u>\$7,461,725.55</u></b>	

**EL-HIBRI CHARITABLE FOUNDATION**  
**Federal Supporting Statements**  
**Tax Year: 2011**  
**EIN: 52-2306995**

**Form 990-PF, Part II, Line 10c**

**Statement 6 - Corporate Bonds with Merrill Lynch**

<b><u>CORPORATE BONDS</u></b>	<b><u>Cost basis</u></b>	<b><u>FMV</u></b>	<b><u>Valuation Method</u></b>
Costco Wholesale Corp	\$50.363 24	\$50.463 00	cost
JP Morgan Chase & Co	\$100.769 43	\$101.004 00	cost
Berkshire Hathaway Fin	\$121.201 99	\$121.668 00	cost
Pepsico Inc	\$101.308 38	\$101.687 00	cost
Abbott Laboratories	\$102.891 66	\$104.200 00	cost
E I Du point de Nemours	\$103.227 87	\$106.232 00	cost
Goldman Sachs Group, Inc	\$101.816 94	\$103.027 00	cost
Wal-Mart Stores, Inc	\$204.069 61	\$236.030 00	cost
<b>Total to Statement 6</b>	<b><u>\$885,649.12</u></b>	<b><u>\$924,311.00</u></b>	

**Form 990-PF, Part II, Line 13**

**Statement 7 - Other Investments with Merrill Lynch**

**Other Investments**

SPDR Gold Trust	<u>\$154.457 00</u>	<u>\$138.159 00</u>	cost
-----------------	---------------------	---------------------	------

**Other Securities**

Ishares Barclay's 1-3 Yea	\$584.844 62	\$588.120 00	cost
Ishares Barclay's Tips Bo	\$480.602 82	\$548.443 00	cost
Ishares Barclay's 1-3 Yea	\$835.406 76	\$833.600 00	cost
Ishares Barclay's Mbs Bon	\$2,154.520 42	\$2,207.437 82	cost
Ishares S&P/Citi 1-3 Int	\$94.536 00	\$87.291 00	cost
S&P US Pfd Stk Index Fd	\$199.872 94	\$188.037 98	cost
SPDR Barclay Captl High	\$217.414 27	\$219.165 00	cost
Vanguard Short Term Bond	\$557.664 82	\$561.514 64	cost
Vanguard Short-Term	\$1,154.036 80	\$1,161.515 48	cost
Vanguard Intrmdiate-Term	\$1,219.893 48	\$1,262.402 62	cost
Vanguard Short-Term Gov	\$1,090.037 26	\$1,097.604 00	cost
WisdomTree Emerging	\$215.951 85	\$202.710 55	cost
<b>Total</b>	<b><u>\$8,804,782 04</u></b>	<b><u>\$8,957,842 09</u></b>	

**Mutual Funds**

Ishares Msci Germany	\$394.737 47	\$378.576 36	cost
Ishares Msci Japan Index	\$133.512 40	\$130.728 50	cost
Ishares Msci Emerging	\$182.000 22	\$170.312 66	cost
Ishares Tr S&P Global	\$482.928 47	\$483.777 40	cost
Spdr S And P Intl Dvd	\$484.843 64	\$485.866 99	cost
Wisdomtree Intl Util	\$255.732 88	\$241.167 92	cost
<b>Total</b>	<b><u>\$1,933,755 08</u></b>	<b><u>\$1,890,429 83</u></b>	

**Total to Statement 7**

<b><u>\$10,892,994.12</u></b>	<b><u>\$10,986,430.92</u></b>
-------------------------------	-------------------------------