



See a Social Security Number? Say Something!  
Report Privacy Problems to <https://public.resource.org/privacy>  
Or call the IRS Identity Theft Hotline at 1-800-908-4490



Form **990-PF**

Department of the Treasury  
Internal Revenue Service

Return of Private Foundation  
or Section 4947(a)(1) Nonexempt Charitable Trust  
Treated as a Private Foundation

**Note.** The foundation may be able to use a copy of this return to satisfy state reporting requirements

OMB No 1545-0052

**2011**

For calendar year 2011, or tax year beginning 01-01-2011 , and ending 12-31-2011

G Check all that apply

☐ Initial return

☐ Initial return of a former public charity

☐ Final return

☐ Amended return

☐ Address change

☐ Name change

Name of foundation  
LEONARD AND HELEN R STULMAN CHARITABLE

Number and street (or P O box number if mail is not delivered to street address)  
6225 SMITH AVENUE

City or town, state, and ZIP code  
BALTIMORE, MD 21209

**A Employer identification number**  
52-1491609

**B Telephone number** (see page 10 of the instructions)  
(410) 537-5447

**C** If exemption application is pending, check here ☐

**D 1.** Foreign organizations, check here ☐

**2.** Foreign organizations meeting the 85% test, check here and attach computation ☐

**E** If private foundation status was terminated under section 507(b)(1)(A), check here ☐

**F** If the foundation is in a 60-month termination under section 507(b)(1)(B), check here ☐

H Check type of organization ☒ Section 501(c)(3) exempt private foundation

☐ Section 4947(a)(1) nonexempt charitable trust







☐ Other taxable private foundation

**I** Fair market value of all assets at end of year (from Part II, col. (c), line 16)  
\$ 65,482,487



**J** Accounting method ☐ Cash ☐ Accrual

☐ Other (specify) \_\_\_\_\_  
(Part I, column (d) must be on cash basis.)

Part I Analysis of Revenue and Expenses (The total of amounts in columns (b), (c), and (d) may not necessarily equal the amounts in column (a) (see page 11 of the instructions) )		(a) Revenue and expenses per books	(b) Net investment income	(c) Adjusted net income	(d) Disbursements for charitable purposes (cash basis only)
Revenue	1 Contributions, gifts, grants, etc , received (attach schedule)				
	2 Check <input type="checkbox"/> if the foundation is <b>not</b> required to attach Sch B				
	3 Interest on savings and temporary cash investments				
	4 Dividends and interest from securities. . . . .	872,264	843,054		
	5a Gross rents . . . . .				
	b Net rental income or (loss) _____				
	6a Net gain or (loss) from sale of assets not on line 10	4,497,700			
	b Gross sales price for all assets on line 6a 33,226,870				
	7 Capital gain net income (from Part IV, line 2) . . . .		4,497,700		
	8 Net short-term capital gain . . . . .			0	
	9 Income modifications . . . . .				
	10a Gross sales less returns and allowances				
	b Less Cost of goods sold . . . . .				
Operating and Administrative Expenses	c Gross profit or (loss) (attach schedule) . . . . .				
	11 Other income (attach schedule) . . . . .	24	708,021		
	12 <b>Total.</b> Add lines 1 through 11 . . . . .	5,369,988	6,048,775		
	13 Compensation of officers, directors, trustees, etc	16,200			
	14 Other employee salaries and wages . . . . .		0	0	0
	15 Pension plans, employee benefits . . . . .		0	0	
	16a Legal fees (attach schedule). . . . .				0
	b Accounting fees (attach schedule). . . . .				
	c Other professional fees (attach schedule) . . . . .	314,682	314,682		0
	17 Interest . . . . .				0
	18 Taxes (attach schedule) (see page 14 of the instructions)	274,992	10,992		0
	19 Depreciation (attach schedule) and depletion . . . .	0	0		
	20 Occupancy . . . . .				
	21 Travel, conferences, and meetings . . . . .		0	0	
	22 Printing and publications . . . . .		0	0	
	23 Other expenses (attach schedule). . . . .	175,000			175,000
	24 <b>Total operating and administrative expenses.</b>				
	Add lines 13 through 23 . . . . .	780,874	325,674	0	175,000
	25 Contributions, gifts, grants paid . . . . .	2,316,761			2,316,761
	26 <b>Total expenses and disbursements.</b> Add lines 24 and 25	3,097,635	325,674	0	2,491,761
	27 Subtract line 26 from line 12				
	a <b>Excess of revenue over expenses and disbursements</b>	2,272,353			
	b <b>Net investment income</b> (if negative, enter -0-)		5,723,101		
	c <b>Adjusted net income</b> (if negative, enter -0-)			0	

Part II Balance Sheets		Attached schedules and amounts in the description column should be for end-of-year amounts only (See instructions )	Beginning of year	End of year	
			(a) Book Value	(b) Book Value	(c) Fair Market Value
Assets	1	Cash—non-interest-bearing . . . . .			
	2	Savings and temporary cash investments . . . . .	2,900,995	2,563,577	2,563,577
	3	Accounts receivable ▶ _____ Less allowance for doubtful accounts ▶ _____		0	0
	4	Pledges receivable ▶ _____ Less allowance for doubtful accounts ▶ _____			
	5	Grants receivable . . . . .			
	6	Receivables due from officers, directors, trustees, and other disqualified persons (attach schedule) (see page 15 of the instructions) . . . . .			
	7	Other notes and loans receivable (attach schedule) ▶ _____ Less allowance for doubtful accounts ▶ _____ 0			
	8	Inventories for sale or use . . . . .			
	9	Prepaid expenses and deferred charges . . . . .			
	10a	Investments—U S and state government obligations (attach schedule)	6,343,148	 5,815,351	6,062,048
	b	Investments—corporate stock (attach schedule) . . . . .	36,068,838	 36,743,730	42,159,879
	c	Investments—corporate bonds (attach schedule). . . . .	5,812,462	 6,057,211	6,094,445
	11	Investments—land, buildings, and equipment basis ▶ _____ Less accumulated depreciation (attach schedule) ▶ _____			
	12	Investments—mortgage loans . . . . .			
	13	Investments—other (attach schedule) . . . . .	3,000,000	 3,000,000	2,998,486
	14	Land, buildings, and equipment basis ▶ _____ Less accumulated depreciation (attach schedule) ▶ _____			
Liabilities	15	Other assets (describe ▶ _____)		 2,450,723	 5,604,052
	16	<b>Total assets</b> (to be completed by all filers—see the instructions Also, see page 1, item I)	54,125,443	56,630,592	65,482,487
	17	Accounts payable and accrued expenses . . . . .			
	18	Grants payable . . . . .			
	19	Deferred revenue . . . . .			
	20	Loans from officers, directors, trustees, and other disqualified persons			
	21	Mortgages and other notes payable (attach schedule) . . . . .			
	22	Other liabilities (describe ▶ _____)			
	23	<b>Total liabilities</b> (add lines 17 through 22) . . . . .		0	
Net Assets or Fund Balances		<b>Foundations that follow SFAS 117, check here ▶ <input type="checkbox"/></b> <b>and complete lines 24 through 26 and lines 30 and 31.</b>			
	24	Unrestricted . . . . .			
	25	Temporarily restricted . . . . .			
	26	Permanently restricted . . . . .			
		<b>Foundations that do not follow SFAS 117, check here ▶ <input checked="" type="checkbox"/></b> <b>and complete lines 27 through 31.</b>			
	27	Capital stock, trust principal, or current funds . . . . .	54,125,443	56,630,592	
	28	Paid-in or capital surplus, or land, bldg , and equipment fund			
	29	Retained earnings, accumulated income, endowment, or other funds			
	30	<b>Total net assets or fund balances</b> (see page 17 of the instructions) . . . . .	54,125,443	56,630,592	
	31	<b>Total liabilities and net assets/fund balances</b> (see page 17 of the instructions) . . . . .	54,125,443	56,630,592	

Part III Analysis of Changes in Net Assets or Fund Balances

1	Total net assets or fund balances at beginning of year—Part II, column (a), line 30 (must agree with end-of-year figure reported on prior year’s return) . . . . .	1	54,125,443
2	Enter amount from Part I, line 27a . . . . .	2	2,272,353
3	Other increases not included in line 2 (itemize) ▶ 	3	235,068
4	Add lines 1, 2, and 3 . . . . .	4	56,632,864
5	Decreases not included in line 2 (itemize) ▶ 	5	2,272
6	Total net assets or fund balances at end of year (line 4 minus line 5)—Part II, column (b), line 30 . . . . .	6	56,630,592

Part IV Capital Gains and Losses for Tax on Investment Income

(a) List and describe the kind(s) of property sold (e g , real estate, 2-story brick warehouse, or common stock, 200 shs MLC Co )		(b) How acquired P—Purchase D—Donation	(c) Date acquired (mo , day, yr )	(d) Date sold (mo , day, yr )
1a	See Additional Data Table			
b				
c				
d				
e				

(e) Gross sales price	(f) Depreciation allowed (or allowable)	(g) Cost or other basis plus expense of sale	(h) Gain or (loss) (e) plus (f) minus (g)
a See Additional Data Table			
b			
c			
d			
e			

Complete only for assets showing gain in column (h) and owned by the foundation on 12/31/69			(l) Gains (Col (h) gain minus col (k), but not less than -0-) or Losses (from col (h))
(i) F M V as of 12/31/69	(j) Adjusted basis as of 12/31/69	(k) Excess of col (i) over col (j), if any	
a See Additional Data Table			
b			
c			
d			
e			

2	Capital gain net income or (net capital loss)	{ If gain, also enter in Part I, line 7 If (loss), enter -0- in Part I, line 7 }	2	4,497,700
3	Net short-term capital gain or (loss) as defined in sections 1222(5) and (6)  If gain, also enter in Part I, line 8, column (c) (see pages 13 and 17 of the instructions) If (loss), enter -0- in Part I, line 8 . . . . .		3	

Part V Qualification Under Section 4940(e) for Reduced Tax on Net Investment Income

(For optional use by domestic private foundations subject to the section 4940(a) tax on net investment income )

If section 4940(d)(2) applies, leave this part blank

Was the foundation liable for the section 4942 tax on the distributable amount of any year in the base period? ☐ Yes ☒ No

If "Yes," the foundation does not qualify under section 4940(e) Do not complete this part

1 Enter the appropriate amount in each column for each year, see page 18 of the instructions before making any entries

(a) Base period years Calendar year (or tax year beginning in)	(b) Adjusted qualifying distributions	(c) Net value of noncharitable-use assets	(d) Distribution ratio (col (b) divided by col (c))
2010	2,422,779	55,007,351	0 044045
2009	2,244,537	45,679,602	0 049137
2008	2,894,924	5,796,067	0 499464
2007	2,989,184	4,132,023	0 723419
2006	1,559,235	3,678,248	0 423907

2	Total of line 1, column (d). . . . .	2	1 739972
3	Average distribution ratio for the 5-year base period—divide the total on line 2 by 5, or by the number of years the foundation has been in existence if less than 5 years . . . .	3	0 347994
4	Enter the net value of noncharitable-use assets for 2011 from Part X, line 5. . . . .	4	66,231,298
5	Multiply line 4 by line 3. . . . .	5	23,048,094
6	Enter 1% of net investment income (1% of Part I, line 27b). . . . .	6	57,231
7	Add lines 5 and 6. . . . .	7	23,105,325
8	Enter qualifying distributions from Part XII, line 4. . . . .	8	2,491,761

If line 8 is equal to or greater than line 7, check the box in Part VI, line 1b, and complete that part using a 1% tax rate See the Part VI instructions on page 18

Part VIExcise Tax Based on Investment Income (Section 4940(a), 4940(b), 4940(e), or 4948—see page 18 of the instructions)

1a		Exempt operating foundations described in section 4940(d)(2), check here <input type="checkbox"/> and enter "N/A" on line 1			
		Date of ruling or determination letter _____ (attach copy of letter if necessary—see instructions)			
b		Domestic foundations that meet the section 4940(e) requirements in Part V, check here <input type="checkbox"/> and enter 1% of Part I, line 27b . . . . .		1	114,462
c		All other domestic foundations enter 2% of line 27b Exempt foreign organizations enter 4% of Part I, line 12, col (b)			
2		Tax under section 511 (domestic section 4947(a)(1) trusts and taxable foundations only Others enter -0-)		2	0
3		Add lines 1 and 2. . . . .		3	114,462
4		Subtitle A (income) tax (domestic section 4947(a)(1) trusts and taxable foundations only Others enter -0-)		4	0
5		Tax based on investment income. Subtract line 4 from line 3 If zero or less, enter -0- . . . . .		5	114,462
6		Credits/Payments			
a		2011 estimated tax payments and 2010 overpayment credited to 2011	6a	136,194	
b		Exempt foreign organizations—tax withheld at source . . . . .	6b		
c		Tax paid with application for extension of time to file (Form 8868)	6c	17,805	
d		Backup withholding erroneously withheld . . . . .	6d		
7		Total credits and payments Add lines 6a through 6d. . . . .		7	153,999
8		Enter any penalty for underpayment of estimated tax Check here <input type="checkbox"/> if Form 2220 is attached		8	0
9		Tax due. If the total of lines 5 and 8 is more than line 7, enter amount owed . . . . .		9	
10		Overpayment. If line 7 is more than the total of lines 5 and 8, enter the amount overpaid. . . . .		10	39,537
11		Enter the amount of line 10 to be Credited to 2012 estimated tax <input type="checkbox"/> 39,537	Refunded <input type="checkbox"/>	11	0

Part VII-AStatements Regarding Activities

1a	During the tax year, did the foundation attempt to influence any national, state, or local legislation or did it participate or intervene in any political campaign? . . . . .		Yes	No
		1a		No
b	Did it spend more than \$100 during the year (either directly or indirectly) for political purposes (see page 19 of the instructions for definition)? . . . . .			No
	If the answer is "Yes" to 1a or 1b, attach a detailed description of the activities and copies of any materials published or distributed by the foundation in connection with the activities.			
c	Did the foundation file Form 1120-POL for this year? . . . . .	1c		No
d	Enter the amount (if any) of tax on political expenditures (section 4955) imposed during the year (1) On the foundation <input type="checkbox"/> \$ _____ (2) On foundation managers <input type="checkbox"/> \$ _____			
e	Enter the reimbursement (if any) paid by the foundation during the year for political expenditure tax imposed on foundation managers <input type="checkbox"/> \$ _____			
2	Has the foundation engaged in any activities that have not previously been reported to the IRS? . . . . .	2		No
	If "Yes," attach a detailed description of the activities.			
3	Has the foundation made any changes, not previously reported to the IRS, in its governing instrument, articles of incorporation, or bylaws, or other similar instruments? If "Yes," attach a conformed copy of the changes . . . . .	3		No
4a	Did the foundation have unrelated business gross income of \$1,000 or more during the year? . . . . .	4a	Yes	
b	If "Yes," has it filed a tax return on Form 990-T for this year? . . . . .	4b	Yes	
5	Was there a liquidation, termination, dissolution, or substantial contraction during the year? . . . . .	5		No
	If "Yes," attach the statement required by General Instruction T.			
6	Are the requirements of section 508(e) (relating to sections 4941 through 4945) satisfied either			
	• By language in the governing instrument, or			
	• By state legislation that effectively amends the governing instrument so that no mandatory directions that conflict with the state law remain in the governing instrument? . . . . .	6	Yes	
7	Did the foundation have at least \$5,000 in assets at any time during the year? If "Yes," complete Part II, col (c), and Part XV	7	Yes	
8a	Enter the states to which the foundation reports or with which it is registered (see page 19 of the instructions) <input type="checkbox"/> MD _____			
b	If the answer is "Yes" to line 7, has the foundation furnished a copy of Form 990-PF to the Attorney General (or designate) of each state as required by General Instruction G? If "No," attach explanation .	8b	Yes	
9	Is the foundation claiming status as a private operating foundation within the meaning of section 4942(j)(3) or 4942(j)(5) for calendar year 2011 or the taxable year beginning in 2011 (see instructions for Part XIV on page 27)? If "Yes," complete Part XIV . . . . .	9		No
10	Did any persons become substantial contributors during the tax year? If "Yes," attach a schedule listing their names and addresses	10		No

Part VII-A

Statements Regarding Activities *(continued)*

11	At any time during the year, did the foundation, directly or indirectly, own a controlled entity within the meaning of section 512(b)(13)? If "Yes," attach schedule (see page 20 of the instructions).	11		No
12	Did the foundation acquire a direct or indirect interest in any applicable insurance contract before August 17, 2008?	12		No
13	Did the foundation comply with the public inspection requirements for its annual returns and exemption application?	13	Yes	
Website address				
14	The books are in care of FRANK GRAY Telephone no (410) 580-4164 Located at 6225 SMITH AVENUE BALTIMORE MD ZIP+4 21209			
15	Section 4947(a)(1) nonexempt charitable trusts filing Form 990-PF in lieu of Form 1041—Check here and enter the amount of tax-exempt interest received or accrued during the year.	15		
16	At any time during calendar year 2011, did the foundation have an interest in or a signature or other authority over a bank, securities, or other financial account in a foreign country?	16	Yes	No
See the instructions for exceptions and filing requirements for Form TD F 90-22.1 If "Yes", enter the name of the foreign country				

Part VII-B

Statements Regarding Activities for Which Form 4720 May Be Required

File Form 4720 if any item is checked in the "Yes" column, unless an exception applies.			Yes	No
1a	During the year did the foundation (either directly or indirectly) (1) Engage in the sale or exchange, or leasing of property with a disqualified person? (2) Borrow money from, lend money to, or otherwise extend credit to (or accept it from) a disqualified person? (3) Furnish goods, services, or facilities to (or accept them from) a disqualified person? (4) Pay compensation to, or pay or reimburse the expenses of, a disqualified person? (5) Transfer any income or assets to a disqualified person (or make any of either available for the benefit or use of a disqualified person)? (6) Agree to pay money or property to a government official? (Exception. Check "No" if the foundation agreed to make a grant to or to employ the official for a period after termination of government service, if terminating within 90 days ).			
b	If any answer is "Yes" to 1a(1)–(6), did any of the acts fail to qualify under the exceptions described in Regulations section 53.4941(d)-3 or in a current notice regarding disaster assistance (see page 20 of the instructions)? Organizations relying on a current notice regarding disaster assistance check here.	1b		
c	Did the foundation engage in a prior year in any of the acts described in 1a, other than excepted acts, that were not corrected before the first day of the tax year beginning in 2011?	1c		No
2	Taxes on failure to distribute income (section 4942) (does not apply for years the foundation was a private operating foundation defined in section 4942(j)(3) or 4942(j)(5))			
a	At the end of tax year 2011, did the foundation have any undistributed income (lines 6d and 6e, Part XIII) for tax year(s) beginning before 2011? If "Yes," list the years 20 , 20 , 20 , 20			
b	Are there any years listed in 2a for which the foundation is not applying the provisions of section 4942(a)(2) (relating to incorrect valuation of assets) to the year's undistributed income? (If applying section 4942(a)(2) to all years listed, answer "No" and attach statement—see page 20 of the instructions ).	2b		No
c	If the provisions of section 4942(a)(2) are being applied to any of the years listed in 2a, list the years here 20 , 20 , 20 , 20			
3a	Did the foundation hold more than a 2% direct or indirect interest in any business enterprise at any time during the year?			
b	If "Yes," did it have excess business holdings in 2011 as a result of (1) any purchase by the foundation or disqualified persons after May 26, 1969, (2) the lapse of the 5-year period (or longer period approved by the Commissioner under section 4943(c)(7)) to dispose of holdings acquired by gift or bequest, or (3) the lapse of the 10-, 15-, or 20-year first phase holding period? (Use Schedule C, Form 4720, to determine if the foundation had excess business holdings in 2011.).	3b		
4a	Did the foundation invest during the year any amount in a manner that would jeopardize its charitable purposes?	4a		No
b	Did the foundation make any investment in a prior year (but after December 31, 1969) that could jeopardize its charitable purpose that had not been removed from jeopardy before the first day of the tax year beginning in 2011?	4b		No

Part VII-B

Statements Regarding Activities for Which Form 4720 May Be Required (continued)

5a	During the year did the foundation pay or incur any amount to			
	(1) Carry on propaganda, or otherwise attempt to influence legislation (section 4945(e))?	<input type="checkbox"/> Yes <input checked="" type="checkbox"/> No		
	(2) Influence the outcome of any specific public election (see section 4955), or to carry on, directly or indirectly, any voter registration drive?	<input type="checkbox"/> Yes <input checked="" type="checkbox"/> No		
	(3) Provide a grant to an individual for travel, study, or other similar purposes?	<input type="checkbox"/> Yes <input checked="" type="checkbox"/> No		
	(4) Provide a grant to an organization other than a charitable, etc , organization described in section 509(a)(1), (2), or (3), or section 4940(d)(2)? (see page 22 of the instructions).	<input type="checkbox"/> Yes <input checked="" type="checkbox"/> No		
	(5) Provide for any purpose other than religious, charitable, scientific, literary, or educational purposes, or for the prevention of cruelty to children or animals?	<input type="checkbox"/> Yes <input checked="" type="checkbox"/> No		
b	If any answer is "Yes" to 5a(1)–(5), did <b>any</b> of the transactions fail to qualify under the exceptions described in Regulations section 53.4945 or in a current notice regarding disaster assistance (see page 22 of the instructions)? Organizations relying on a current notice regarding disaster assistance check here.	<input checked="" type="checkbox"/>	5b	
c	If the answer is "Yes" to question 5a(4), does the foundation claim exemption from the tax because it maintained expenditure responsibility for the grant? <i>If "Yes," attach the statement required by Regulations section 53.4945–5(d).</i>	<input type="checkbox"/> Yes <input type="checkbox"/> No		
6a	Did the foundation, during the year, receive any funds, directly or indirectly, to pay premiums on a personal benefit contract?	<input type="checkbox"/> Yes <input checked="" type="checkbox"/> No		
b	Did the foundation, during the year, pay premiums, directly or indirectly, on a personal benefit contract? <i>If "Yes" to 6b, file Form 8870.</i>		6b	No
7a	At any time during the tax year, was the foundation a party to a prohibited tax shelter transaction?	<input type="checkbox"/> Yes <input checked="" type="checkbox"/> No		
b	If yes, did the foundation receive any proceeds or have any net income attributable to the transaction?		7b	

Part VIII

Information About Officers, Directors, Trustees, Foundation Managers, Highly Paid Employees, and Contractors

1 List all officers, directors, trustees, foundation managers and their compensation (see page 22 of the instructions).				
(a) Name and address	(b) Title, and average hours per week devoted to position	(c) Compensation (If not paid, enter -0-)	(d) Contributions to employee benefit plans and deferred compensation	(e) Expense account, other allowances
SHALE D STILLER 6225 SMITH AVENUE BALTIMORE, MD 21209	PRESIDENT 0	5,400		
FRANK T GRAY 6225 SMITH AVENUE BALTIMORE, MD 21209	VICE-PRES 0	5,400		
WALTER D PINKARD JR 100 LIGHT STREET SUITE 1400 BALTIMORE, MD 21202	TREASURER 0	5,400		
2 Compensation of five highest-paid employees (other than those included on line 1—see page 23 of the instructions). If none, enter "NONE."				
(a) Name and address of each employee paid more than \$50,000	(b) Title, and average hours per week devoted to position	(c) Compensation	(d) Contributions to employee benefit plans and deferred compensation	(e) Expense account, other allowances
NONE				
Total number of other employees paid over \$50,000.				0

Part VIII

Information About Officers, Directors, Trustees, Foundation Managers, Highly Paid Employees, and Contractors (continued)

3 Five highest-paid independent contractors for professional services (see page 23 of the instructions). If none, enter "NONE".		
(a) Name and address of each person paid more than \$50,000	(b) Type of service	(c) Compensation
NONE		
Total number of others receiving over \$50,000 for professional services. . . . .		0

Part IX-A

Summary of Direct Charitable Activities

List the foundation's four largest direct charitable activities during the tax year. Include relevant statistical information such as the number of organizations and other beneficiaries served, conferences convened, research papers produced, etc.	Expenses
1	
2	
3	
4	

Part IX-B

Summary of Program-Related Investments (see page 23 of the instructions)

Describe the two largest program-related investments made by the foundation during the tax year on lines 1 and 2	Amount
1	
2	
All other program-related investments. See page 24 of the instructions.	
3	
Total. Add lines 1 through 3. . . . .	



Part X

Minimum Investment Return (All domestic foundations must complete this part. Foreign foundations, see page 24 of the instructions.)

1	Fair market value of assets not used (or held for use) directly in carrying out charitable, etc , purposes		
a	Average monthly fair market value of securities. . . . .	1a	65,155,828
b	Average of monthly cash balances. . . . .	1b	2,084,068
c	Fair market value of all other assets (see page 24 of the instructions). . . . .	1c	0
d	Total (add lines 1a, b, and c). . . . .	1d	67,239,896
e	Reduction claimed for blockage or other factors reported on lines 1a and 1c (attach detailed explanation). . . . .	1e	0
2	Acquisition indebtedness applicable to line 1 assets. . . . .	2	0
3	Subtract line 2 from line 1d. . . . .	3	67,239,896
4	Cash deemed held for charitable activities Enter 1 1/2% of line 3 (for greater amount, see page 25 of the instructions). . . . .	4	1,008,598
5	Net value of noncharitable-use assets. Subtract line 4 from line 3 Enter here and on Part V, line 4	5	66,231,298
6	Minimum investment return. Enter 5% of line 5. . . . .	6	3,311,565

Part XI

Distributable Amount (see page 25 of the instructions) (Section 4942(j)(3) and (j)(5) private operating foundations and certain foreign organizations check here ☒ and do not complete this part.)

1	Minimum investment return from Part X, line 6. . . . .	1	3,311,565
2a	Tax on investment income for 2011 from Part VI, line 5. . . . .	2a	114,462
b	Income tax for 2011 (This does not include the tax from Part VI ). . . . .	2b	
c	Add lines 2a and 2b. . . . .	2c	114,462
3	Distributable amount before adjustments Subtract line 2c from line 1. . . . .	3	3,197,103
4	Recoveries of amounts treated as qualifying distributions. . . . .	4	0
5	Add lines 3 and 4. . . . .	5	3,197,103
6	Deduction from distributable amount (see page 25 of the instructions). . . . .	6	0
7	Distributable amount as adjusted Subtract line 6 from line 5 Enter here and on Part XIII, line 1. . . . .	7	3,197,103

Part XII

Qualifying Distributions (see page 25 of the instructions)

1	Amounts paid (including administrative expenses) to accomplish charitable, etc , purposes		
a	Expenses, contributions, gifts, etc —total from Part I, column (d), line 26. . . . .	1a	2,491,761
b	Program-related investments—total from Part IX-B. . . . .	1b	0
2	Amounts paid to acquire assets used (or held for use) directly in carrying out charitable, etc , purposes. . . . .	2	0
3	Amounts set aside for specific charitable projects that satisfy the		
a	Suitability test (prior IRS approval required). . . . .	3a	0
b	Cash distribution test (attach the required schedule). . . . .	3b	0
4	Qualifying distributions. Add lines 1a through 3b Enter here and on Part V, line 8, and Part XIII, line 4	4	2,491,761
5	Foundations that qualify under section 4940(e) for the reduced rate of tax on net investment income Enter 1% of Part I, line 27b (see page 26 of the instructions). . . . .	5	0
6	Adjusted qualifying distributions. Subtract line 5 from line 4. . . . .	6	2,491,761
Note: The amount on line 6 will be used in Part V, column (b), in subsequent years when calculating whether the foundation qualifies for the section 4940(e) reduction of tax in those years			

Part XIII

Undistributed Income (see page 26 of the instructions)

		(a) Corpus	(b) Years prior to 2010	(c) 2010	(d) 2011
1	Distributable amount for 2011 from Part XI, line 7				3,197,103
2	Undistributed income, if any, as of the end of 2011				
a	Enter amount for 2010 only. . . . .			0	
b	Total for prior years 2009 , 20__ , 20__		0		
3	Excess distributions carryover, if any, to 2011				
a	From 2006. . . . .				1,378,842
b	From 2007. . . . .				2,788,761
c	From 2008. . . . .				2,606,649
d	From 2009. . . . .				2,202,482
e	From 2010. . . . .				0
f	Total of lines 3a through e. . . . .	8,976,734			
4	Qualifying distributions for 2011 from Part XII, line 4 ▶ \$ 2,491,761				
a	Applied to 2010, but not more than line 2a			0	
b	Applied to undistributed income of prior years (Election required—see page 26 of the instructions)		0		
c	Treated as distributions out of corpus (Election required—see page 26 of the instructions). . .	0			
d	Applied to 2011 distributable amount. . . . .				2,491,761
e	Remaining amount distributed out of corpus	0			
5	Excess distributions carryover applied to 2011 (If an amount appears in column (d), the same amount must be shown in column (a).)	705,342			705,342
6	Enter the net total of each column as indicated below:				
a	Corpus Add lines 3f, 4c, and 4e Subtract line 5	8,271,392			
b	Prior years' undistributed income Subtract line 4b from line 2b. . . . .		0		
c	Enter the amount of prior years' undistributed income for which a notice of deficiency has been issued, or on which the section 4942(a) tax has been previously assessed. . . . .		0		
d	Subtract line 6c from line 6b Taxable amount—see page 27 of the instructions . . .		0		
e	Undistributed income for 2010 Subtract line 4a from line 2a Taxable amount—see page 27 of the instructions . . . . .			0	
f	Undistributed income for 2011 Subtract lines 4d and 5 from line 1 This amount must be distributed in 2011 . . . . .				0
7	Amounts treated as distributions out of corpus to satisfy requirements imposed by section 170(b)(1)(F) or 4942(g)(3) (see page 27 of the instructions). . . . .	0			
8	Excess distributions carryover from 2006 not applied on line 5 or line 7 (see page 27 of the instructions). . . . .	673,500			
9	Excess distributions carryover to 2012. Subtract lines 7 and 8 from line 6a . . . . .	7,597,892			
10	Analysis of line 9				
a	Excess from 2007. . . .				2,788,761
b	Excess from 2008. . . .				2,606,649
c	Excess from 2009. . . .				2,202,482
d	Excess from 2010. . . .				0
e	Excess from 2011. . . .				0

Part XIVPrivate Operating Foundations (see page 27 of the instructions and Part VII-A, question 9)

1a

If the foundation has received a ruling or determination letter that it is a private operating foundation, and the ruling is effective for 2011, enter the date of the ruling.

b

Check box to indicate whether the organization is a private operating foundation described in section 4942(j)(3) or 4942(j)(5)

☐ 4942(j)(3) or ☐ 4942(j)(5)

2a	Enter the lesser of the adjusted net income from Part I or the minimum investment return from Part X for each year listed . . . . .	Tax year	Prior 3 years			(e) Total
		(a) 2011	(b) 2010	(c) 2009	(d) 2008	
b	85% of line 2a . . . . .					
c	Qualifying distributions from Part XII, line 4 for each year listed . . . . .					
d	Amounts included in line 2c not used directly for active conduct of exempt activities . . . . .					
e	Qualifying distributions made directly for active conduct of exempt activities. Subtract line 2d from line 2c . . . . .					
3	Complete 3a, b, or c for the alternative test relied upon					
a	"Assets" alternative test—enter					
	(1) Value of all assets . . . . .					
	(2) Value of assets qualifying under section 4942(j)(3)(B)(i)					
b	"Endowment" alternative test— enter 2/3 of minimum investment return shown in Part X, line 6 for each year listed. . . . .					
c	"Support" alternative test—enter					
	(1) Total support other than gross investment income (interest, dividends, rents, payments on securities loans (section 512(a)(5)), or royalties) . . . . .					
	(2) Support from general public and 5 or more exempt organizations as provided in section 4942(j)(3)(B)(iii). . . . .					
	(3) Largest amount of support from an exempt organization					
	(4) Gross investment income					

Part XVSupplementary Information (Complete this part only if the organization had \$5,000 or more in assets at any time during the year—see page 27 of the instructions.)

1

Information Regarding Foundation Managers:

a

List any managers of the foundation who have contributed more than 2% of the total contributions received by the foundation before the close of any tax year (but only if they have contributed more than \$5,000) (See section 507(d)(2) )

b

List any managers of the foundation who own 10% or more of the stock of a corporation (or an equally large portion of the ownership of a partnership or other entity) of which the foundation has a 10% or greater interest

2

Information Regarding Contribution, Grant, Gift, Loan, Scholarship, etc., Programs:

Check here ☒ if the foundation only makes contributions to preselected charitable organizations and does not accept unsolicited requests for funds. If the foundation makes gifts, grants, etc. (see page 28 of the instructions) to individuals or organizations under other conditions, complete items 2a, b, c, and d.

a

The name, address, and telephone number of the person to whom applications should be addressed

b

The form in which applications should be submitted and information and materials they should include

c

Any submission deadlines

d

Any restrictions or limitations on awards, such as by geographical areas, charitable fields, kinds of institutions, or other factors

Part XV

Supplementary Information (continued)

3 Grants and Contributions Paid During the Year or Approved for Future Payment

Recipient	If recipient is an individual, show any relationship to any foundation manager or substantial contributor	Foundation status of recipient	Purpose of grant or contribution	Amount
Name and address (home or business)				
a Paid during the year See Additional Data Table				
Total . . . . .			3a	2,316,761
b Approved for future payment				
Total . . . . .			3b	

Enter gross amounts unless otherwise indicated	Unrelated business income		Excluded by section 512, 513, or 514		(e) Related or exempt function income (See page 28 of the instructions )
	(a) Business code	(b) Amount	(c) Exclusion code	(d) Amount	
<b>1</b> Program service revenue					
<b>a</b> _____					
<b>b</b> _____					
<b>c</b> _____					
<b>d</b> _____					
<b>e</b> _____					
<b>f</b> _____					
<b>g</b> Fees and contracts from government agencies					
<b>2</b> Membership dues and assessments. . . . .					
<b>3</b> Interest on savings and temporary cash investments					
<b>4</b> Dividends and interest from securities. . . . .			14	872,264	
<b>5</b> Net rental income or (loss) from real estate					
<b>a</b> Debt-financed property. . . . .					
<b>b</b> Not debt-financed property. . . . .					
<b>6</b> Net rental income or (loss) from personal property					
<b>7</b> Other investment income. . . . .					
<b>8</b> Gain or (loss) from sales of assets other than inventory			18	4,497,700	
<b>9</b> Net income or (loss) from special events					
<b>10</b> Gross profit or (loss) from sales of inventory. . .					
<b>11</b> Other revenue <b>a</b> EXCISE TAX REFUND _____			14	24	
<b>b</b> _____					
<b>c</b> _____					
<b>d</b> _____					
<b>e</b> _____					
<b>12</b> Subtotal. Add columns (b), (d), and (e). . . . .				5,369,988	
<b>13 Total.</b> Add line 12, columns (b), (d), and (e). . . . .					5,369,988





[illegible]

<b>1</b>	Did the organization directly or indirectly engage in any of the following with any other organization described in section 501(c) of the Code (other than section 501(c)(3) organizations) or in section 527, relating to political organizations?		<b>Yes</b>	<b>No</b>
<b>a</b>	Transfers from the reporting foundation to a noncharitable exempt organization of			
	<b>(1)</b> Cash. . . . .	<b>1a(1)</b>		<b>No</b>
	<b>(2)</b> Other assets. . . . .	<b>1a(2)</b>		<b>No</b>
<b>b</b>	Other transactions			
	<b>(1)</b> Sales of assets to a noncharitable exempt organization. . . . .	<b>1b(1)</b>		<b>No</b>
	<b>(2)</b> Purchases of assets from a noncharitable exempt organization. . . . .	<b>1b(2)</b>		<b>No</b>
	<b>(3)</b> Rental of facilities, equipment, or other assets. . . . .	<b>1b(3)</b>		<b>No</b>
	<b>(4)</b> Reimbursement arrangements. . . . .	<b>1b(4)</b>		<b>No</b>
	<b>(5)</b> Loans or loan guarantees. . . . .	<b>1b(5)</b>		<b>No</b>
	<b>(6)</b> Performance of services or membership or fundraising solicitations. . . . .	<b>1b(6)</b>		<b>No</b>
<b>c</b>	Sharing of facilities, equipment, mailing lists, other assets, or paid employees. . . . .	<b>1c</b>		<b>No</b>
<b>d</b>	If the answer to any of the above is "Yes," complete the following schedule. Column <b>(b)</b> should always show the fair market value of the goods, other assets, or services given by the reporting foundation. If the foundation received less than fair market value in any transaction or sharing arrangement, show in column <b>(d)</b> the value of the goods, other assets, or services received.			

[illegible]

**2a** Is the foundation directly or indirectly affiliated with, or related to, one or more tax-exempt organizations described in section 501(c) of the Code (other than section 501(c)(3)) or in section 527? . . . ☐ Yes ☒ No

<b>b</b> If "Yes," complete the following schedule		
<b>(a)</b> Name of organization	<b>(b)</b> Type of organization	<b>(c)</b> Description of relationship

Sign Here	Under penalties of perjury, I declare that I have examined this return, including accompanying schedules and statements, and to the best of my knowledge and belief, it is true, correct, and complete Declaration of preparer (other than taxpayer or fiduciary) is based on all information of which preparer has any knowledge				
	*****			2012-10-23	*****
	Signature of officer or trustee			Date	Title
	Paid Preparer's Use Only	Preparer's Signature  BROWN INVESTMENT ADVISORY		Date  2012-10-23	Check if self-employed <input checked="" type="checkbox"/>
		Firm's name  BROWN INVESTMENT ADVISORY & TRUST			Firm's EIN 
901 SOUTH BOND STREET					
Firm's address  BALTIMORE, MD 21231			Phone no (410) 537-5484		

May the IRS discuss this return with the preparer shown above? See instructions . . . . . ☒ Yes ☐ No

**Additional Data**

**Software ID:**  
**Software Version:**  
**EIN:** 52-1491609  
**Name:** LEONARD AND HELEN R STULMAN CHARITABLE

**Form 990PF - Special Condition Description:**

**Special Condition Description**

Form 990PF Part IV - Capital Gains and Losses for Tax on Investment Income - Columns a - d

(a) List and describe the kind(s) of property sold (e g , real estate, 2-story brick warehouse, or common stock, 200 shs MLC Co )	(b) How acquired P—Purchase D—Donation	(c) Date acquired (mo , day, yr )	(d) Date sold (mo , day, yr )
275 IMMUCOR INC		2010-06-18	2011-01-03
700 STAGE STORES INC		2005-06-10	2011-01-03
524 IMMUCOR INC		2010-06-18	2011-01-04
2075 DOVER CORP		2009-03-10	2011-01-05
687 DRESSER RAND GROUP INC		2010-07-26	2011-01-05
761 IDEX CORP		2009-04-16	2011-01-05
123 OCEANEERING INTERNATIONAL INC		2009-04-15	2011-01-05
277 OCEANEERING INTERNATIONAL INC		2009-04-15	2011-01-05
892 SENSATA TECHNOLOGIES HOLDING		2010-10-18	2011-01-05
745 CANADIAN NATURAL RESOURCES LTD		2009-04-23	2011-01-06
14285 714 FEDERATED A R MS FUND #96 INSTL CL		2010-08-03	2011-01-06
240 SNAP-ON INC		2009-04-06	2011-01-06
252 U T I WORLDWIDE INC		2009-04-16	2011-01-06
480 CANADIAN NATURAL RESOURCES LTD		2009-04-23	2011-01-07
334 IMMUCOR INC		2010-06-24	2011-01-07
200 MDC PARTNERS INC CL A		2005-06-16	2011-01-07
340 SNAP-ON INC		2009-04-06	2011-01-07
124 STERICYCLE INC		2010-02-04	2011-01-07
306 STERICYCLE INC		2010-02-04	2011-01-07
1 STERICYCLE INC		2010-02-04	2011-01-07
183 AMERICAN PUBLIC EDUCATION		2009-05-05	2011-01-10
30 STERICYCLE INC		2010-02-04	2011-01-10
100 FULLER H B CO		2010-02-02	2011-01-11
200 FULLER H B CO		2009-09-17	2011-01-11
112 AMERICAN PUBLIC EDUCATION		2009-05-05	2011-01-13
312 JOHNSON & JOHNSON		2010-11-03	2011-01-13
725 TIDEWATER INC		2009-10-08	2011-01-13
235 U T I WORLDWIDE INC		2009-04-15	2011-01-13
99 AMERICAN PUBLIC EDUCATION		2009-05-05	2011-01-14
2390 CANADIAN NATURAL RESOURCES LTD		2009-04-23	2011-01-14



Form 990PF Part IV - Capital Gains and Losses for Tax on Investment Income - Columns a - d

(a) List and describe the kind(s) of property sold (e g , real estate, 2-story brick warehouse, or common stock, 200 shs MLC Co )	(b) How acquired P—Purchase D—Donation	(c) Date acquired (mo , day, yr )	(d) Date sold (mo , day, yr )
200 MDC PARTNERS INC CL A		2005-06-16	2011-01-14
600 TIDEWATER INC		2009-11-19	2011-01-14
1495 TIDEWATER INC		2009-11-19	2011-01-14
6412 55 F H L M C GD G11649 4 500% 2/01/20		2005-02-23	2011-01-15
56 07 F H L M C #1J0203 2 780% 4/01/35		2005-05-12	2011-01-15
19674 54 F H L M C GD G13876 4 000% 7/01/25		2010-12-07	2011-01-15
2709 11 F H L M C GD C90993 5 500% 10/01/26		2007-08-27	2011-01-15
19082 82 F H L M C GD J09470 4 500% 4/01/24		2010-08-13	2011-01-15
1621 9 F H L M C MLTCL MTG 5 500% 3/15/16		2006-05-08	2011-01-15
6814 13 G N M A #604002 5 500% 2/15/33		2003-05-28	2011-01-15
6 99 GNMA POOL #571166 DTD 08/01/01 7 000% DUE 08/15/31		2001-08-28	2011-01-15
697 TRIMBLE NAV LTD		2008-11-21	2011-01-18
8970 21 F H L B MLTCL MTG 5 065% 10/20/15		2010-11-30	2011-01-20
500000 F H L B DEB 1 375% 6/08/12		2010-08-03	2011-01-20
831 IMMUCOR INC		2010-06-24	2011-01-21
151 05 FNMA POOL #254089 6 000% DUE 11/01/16		2001-11-20	2011-01-25
7004 47 F N M A #256752 6 000% 6/01/27		2008-02-07	2011-01-25
7708 07 F N M A #257048 6 000% 1/01/28		2007-12-18	2011-01-25
47 93 FNMA POOL 539082 7 000% DUE 08/01/28		2001-05-11	2011-01-25
14 52 FNMA POOL #580952 DTD 05/01/01 7 000% DUE 05/01/31		2001-07-27	2011-01-25
39 13 FNMA POOL #628837 6 500% DUE 03/01/32		2002-03-05	2011-01-25
6836 95 F N M A #831413 5 500% 4/01/36		2006-04-06	2011-01-25
9754 49 F N M A #909932 6 000% 3/01/37		2007-02-05	2011-01-25
7187 06 F N M A #AA8753 5 000% 6/01/39		2009-09-18	2011-01-25
11942 06 F N M A #AC4824 3 583% 10/01/39		2010-10-01	2011-01-25
17247 47 F N M A #AD3772 4 000% 3/01/25		2010-10-26	2011-01-25
600 B & G FOODS INC NEW		2009-10-22	2011-01-26
200 CHEMED CORP		2009-12-31	2011-01-26
100 OCEANEERING INTERNATIONAL INC		2009-01-08	2011-01-26
287 AMERICAN PUBLIC EDUCATION		2009-05-05	2011-01-27

Form 990PF Part IV - Capital Gains and Losses for Tax on Investment Income - Columns a - d

(a) List and describe the kind(s) of property sold (e g , real estate, 2-story brick warehouse, or common stock, 200 shs MLC Co )	(b) How acquired P—Purchase D—Donation	(c) Date acquired (mo , day, yr )	(d) Date sold (mo , day, yr )
184 AMERICAN PUBLIC EDUCATION		2009-11-17	2011-01-27
473 DIAMOND OFFSHORE DRILLING		2010-09-28	2011-01-27
515 E I DU PONT DE NEMOURS & CO		2009-11-10	2011-01-27
258 SNAP-ON INC		2009-04-06	2011-01-27
262 TITAN MACHY INC		2009-07-28	2011-01-27
310 TITAN MACHY INC		2009-07-28	2011-01-27
154 AMERICAN PUBLIC EDUCATION		2009-11-18	2011-01-28
105 DIAMOND OFFSHORE DRILLING		2008-12-26	2011-01-28
192 DIAMOND OFFSHORE DRILLING		2010-07-29	2011-01-28
358 NUVASIVE INC		2010-02-23	2011-01-28
34 NUVASIVE INC		2009-12-15	2011-01-28
263 SNAP-ON INC		2009-04-06	2011-01-28
500 SPEEDWAY MOTORSPORTS INC		2005-10-13	2011-01-28
181 AMERICAN PUBLIC EDUCATION		2009-11-18	2011-01-31
744 DAVITA INC		2008-01-14	2011-01-31
244 SNAP-ON INC		2009-04-06	2011-01-31
200 ACI WORLDWIDE INC		2010-08-23	2011-02-01
175 AMERICAN PUBLIC EDUCATION		2009-08-05	2011-02-01
716 ANSYS INC		2010-10-11	2011-02-01
1047 DRESSER RAND GROUP INC		2010-10-29	2011-02-01
210 FACTSET RESEARCH SYSTEMS INC		2009-04-16	2011-02-01
623 INFORMATICA CORP		2010-06-29	2011-02-01
408 OCEANEERING INTERNATIONAL INC		2009-04-15	2011-02-01
428 SBA COMMUNICATIONS CORP		2009-04-16	2011-02-01
1194 SENSATA TECHNOLOGIES HOLDING		2010-10-08	2011-02-01
100000 GOLDMAN SACHS GP MTN 3 625% 8/01/12		2009-08-27	2011-02-03
100 526 BROWN ADVISORY INTERMED INCOME FUND		2010-12-09	2011-02-03
2151 726 BROWN ADVISORY INTERMED INCOME FUND		2008-11-26	2011-02-03
600 SPEEDWAY MOTORSPORTS INC		2005-06-10	2011-02-03
300 RALCORP HOLDINGS INC		2009-06-19	2011-02-04

Form 990PF Part IV - Capital Gains and Losses for Tax on Investment Income - Columns a - d

(a) List and describe the kind(s) of property sold (e g , real estate, 2-story brick warehouse, or common stock, 200 shs MLC Co )	(b) How acquired P—Purchase D—Donation	(c) Date acquired (mo , day, yr )	(d) Date sold (mo , day, yr )
20 AFFILIATED MANAGERS GROUP INC		2005-06-10	2011-02-07
180 AFFILIATED MANAGERS GROUP INC		2010-06-10	2011-02-07
229319 66 F H L B MLTCL MTG 5 065% 10/20/15		2010-11-30	2011-02-08
500 INSITUFORM TECHNOLOGIES INC CL A		2010-04-29	2011-02-08
1135 NATIONAL-OILWELL INC		2010-07-29	2011-02-08
200 PROGRESS SOFTWARE CORP		2006-05-01	2011-02-08
600 SPEEDWAY MOTORSPORTS INC		2005-06-10	2011-02-08
100000 GENERAL ELECTRIC CO 5 000% 2/01/13		2010-02-16	2011-02-09
545 NATIONAL-OILWELL INC		2010-06-30	2011-02-09
200 PROGRESS SOFTWARE CORP		2006-12-20	2011-02-09
180 AFFILIATED MANAGERS GROUP INC		2009-09-14	2011-02-10
20 AFFILIATED MANAGERS GROUP INC		2010-06-10	2011-02-10
10879 42 BROWN ADVISORY INTERMED INCOME FUND		2008-11-26	2011-02-10
300 AFFILIATED MANAGERS GROUP INC		2009-09-25	2011-02-11
445 DEERE & CO		2009-03-19	2011-02-11
2747 EXELON CORP		2010-12-21	2011-02-11
84 CITI TRENDS INC		2010-02-04	2011-02-14
94 CITI TRENDS INC		2010-02-04	2011-02-14
44 TITAN MACHY INC		2009-07-27	2011-02-14
511 TITAN MACHY INC		2009-07-27	2011-02-14
753 CISCO SYSTEMS		2010-11-12	2011-02-15
1224 CISCO SYSTEMS		2002-02-08	2011-02-15
50 CITI TRENDS INC		2010-02-04	2011-02-15
44 CITI TRENDS INC		2010-02-04	2011-02-15
4745 75 F H L M C GD G11649 4 500% 2/01/20		2005-02-23	2011-02-15
39 43 F H L M C #1J0203 2 780% 4/01/35		2005-05-12	2011-02-15
12541 03 F H L M C GD G13876 4 000% 7/01/25		2010-12-07	2011-02-15
4615 46 F H L M C GD C90993 5 500% 10/01/26		2007-08-27	2011-02-15
6992 3 F H L M C GD J09470 4 500% 4/01/24		2010-08-13	2011-02-15
1629 33 F H L M C MLTCL MTG 5 500% 3/15/16		2006-05-08	2011-02-15

Form 990PF Part IV - Capital Gains and Losses for Tax on Investment Income - Columns a - d

(a) List and describe the kind(s) of property sold (e g , real estate, 2-story brick warehouse, or common stock, 200 shs MLC Co )	(b) How acquired P—Purchase D—Donation	(c) Date acquired (mo , day, yr )	(d) Date sold (mo , day, yr )
2144 41 G N M A #604002 5 500% 2/15/33		2003-05-28	2011-02-15
8 45 GNMA POOL #571166 DTD 08/01/01 7 000% DUE 08/15/31		2001-08-28	2011-02-15
395 NORTHROP GRUMMAN CORP		2010-02-05	2011-02-15
105 NORTHROP GRUMMAN CORP		2010-07-29	2011-02-15
244 CITI TRENDS INC		2010-02-04	2011-02-16
1867 CISCO SYSTEMS		2008-10-24	2011-02-17
177 CITI TRENDS INC		2009-11-24	2011-02-17
505 A F C ENTERPRISES INC		2005-12-07	2011-02-18
705 ACI WORLDWIDE INC		2010-08-24	2011-02-18
785 ACXIOM CORP		2010-08-11	2011-02-18
265 AFFILIATED MANAGERS GROUP INC		2008-11-28	2011-02-18
870 AMERICAN EAGLE OUTFITTERS INC NEW COM		2010-03-04	2011-02-18
140 AMERICAN PUBLIC EDUCATION		2010-12-28	2011-02-18
300 ASCENA RETAIL GROUP INC		2010-03-05	2011-02-18
205 ASCENA RETAIL GROUP INC		2011-01-04	2011-02-18
590 ATLAS AIR WORLDWIDE HOLDINGS		2009-11-19	2011-02-18
1155 B & G FOODS INC NEW		2009-10-22	2011-02-18
2675 CBIZ INC		2009-12-31	2011-02-18
500 CBIZ INC		2010-08-26	2011-02-18
1545 CAPITALSOURCE INC		2010-11-05	2011-02-18
560 CASH AMERICA INTL INC		2009-08-14	2011-02-18
505 CHEMED CORP		2009-09-11	2011-02-18
110 COHERENT INC		2011-01-18	2011-02-18
1745 CONVERGYS CORP		2009-11-16	2011-02-18
365 DG FASTCHANNEL INC		2010-12-07	2011-02-18
1130 THE DOLAN COMPANY		2009-03-04	2011-02-18
500 THE DOLAN COMPANY		2010-09-09	2011-02-18
445 R R DONNELLEY & SONS CO		2010-06-10	2011-02-18
1100 R R DONNELLEY & SONS CO		2010-02-12	2011-02-18
95 ENTERTAINMENT PPTYS TR		2009-11-10	2011-02-18

Form 990PF Part IV - Capital Gains and Losses for Tax on Investment Income - Columns a - d

(a) List and describe the kind(s) of property sold (e g , real estate, 2-story brick warehouse, or common stock, 200 shs MLC Co )	(b) How acquired P—Purchase D—Donation	(c) Date acquired (mo , day, yr )	(d) Date sold (mo , day, yr )
300 ENTERTAINMENT PPTYS TR		2010-05-25	2011-02-18
200 FULLER H B CO		2010-06-10	2011-02-18
195 FULLER H B CO		2010-02-02	2011-02-18
2810 GLOBAL CASH ACCESS HLDGS INC		2008-05-14	2011-02-18
650 GOVERNMENT PROPERTIES INCOME		2010-08-05	2011-02-18
1125 GRAFTECH INTL LTD		2010-05-20	2011-02-18
200 HATTERAS FINANCIAL CORP		2011-01-05	2011-02-18
165 HATTERAS FINANCIAL CORP		2009-07-20	2011-02-18
400 HERCULES TECHNOLOGY GROWTH		2009-12-02	2011-02-18
1540 HERCULES TECHNOLOGY GROWTH		2010-11-10	2011-02-18
400 IAC INTERACTIVECORP		2010-12-07	2011-02-18
385 IAC INTERACTIVECORP		2011-02-14	2011-02-18
365 INSITUFORM TECHNOLOGIES INC CL A		2010-05-04	2011-02-18
300 INTERDIGITAL INC		2011-01-14	2011-02-18
35 INTERDIGITAL INC		2010-12-30	2011-02-18
1195 J2 GLOBAL COMMUNICATONS INC		2008-03-26	2011-02-18
575 KAR AUCTION SERVICES INC		2010-06-07	2011-02-18
1000 KAR AUCTION SERVICES INC		2010-01-25	2011-02-18
1125 KAMAN CORP		2008-05-15	2011-02-18
255 KENEXA CORP		2010-12-07	2011-02-18
215 LIQUIDITY SERVICES INC		2008-08-19	2011-02-18
300 LIQUIDITY SERVICES INC		2011-01-20	2011-02-18
1125 MDC PARTNERS INC CL A		2008-03-26	2011-02-18
1050 MEDICAL PROPERTIES TRUST INC		2010-04-30	2011-02-18
1745 NELNET INC CL A		2006-11-16	2011-02-18
1630 NORTHWEST BANCSHARES INC MD		2010-08-10	2011-02-18
395 OASIS PETROLEUM INC		2010-12-22	2011-02-18
1025 PROGRESS SOFTWARE CORP		2006-12-20	2011-02-18
140 RALCORP HOLDINGS INC		2009-06-18	2011-02-18
1010 RESOLUTE ENERGY CORP		2010-11-05	2011-02-18

Form 990PF Part IV - Capital Gains and Losses for Tax on Investment Income - Columns a - d

(a) List and describe the kind(s) of property sold (e g , real estate, 2-story brick warehouse, or common stock, 200 shs MLC Co )	(b) How acquired P—Purchase D—Donation	(c) Date acquired (mo , day, yr )	(d) Date sold (mo , day, yr )
705 S R S LABS INC		2008-11-17	2011-02-18
1205 SILGAN HLDGS INC COM		2009-04-30	2011-02-18
255 SIX FLAGS ENTERTAINMENT		2010-12-07	2011-02-18
740 SPEEDWAY MOTORSPORTS INC		2005-10-28	2011-02-18
750 STAGE STORES INC		2007-07-26	2011-02-18
500 TELEDYNE TECHNOLOGIES INC		2008-10-13	2011-02-18
90 TELEDYNE TECHNOLOGIES INC		2010-12-22	2011-02-18
265 TELEFLEX INC		2010-01-29	2011-02-18
100 TELEFLEX INC		2010-03-05	2011-02-18
170 VALASSIS COMMUNICATIONS INC		2011-02-08	2011-02-18
255 VENOCO INC		2009-10-16	2011-02-18
1415 WENDYS ARBYS GROUP INCCL A DELAWARE		2008-05-23	2011-02-18
310 WEST PHARMACEUTICAL SVCS INC		2009-01-08	2011-02-18
415 WORLD FUEL SVCS CORP		2009-10-19	2011-02-18
400 WORLD FUEL SVCS CORP		2010-04-12	2011-02-18
460 A F C ENTERPRISES INC		2005-12-07	2011-02-22
395 ACI WORLDWIDE INC		2010-06-09	2011-02-22
240 ACI WORLDWIDE INC		2009-10-23	2011-02-22
715 ACXIOM CORP		2010-09-09	2011-02-22
240 AFFILIATED MANAGERS GROUP INC		2008-11-28	2011-02-22
790 AMERICAN EAGLE OUTFITTERS INC NEW COM		2010-12-21	2011-02-22
125 AMERICAN PUBLIC EDUCATION		2010-12-28	2011-02-22
365 ASCENA RETAIL GROUP INC		2010-11-04	2011-02-22
95 ASCENA RETAIL GROUP INC		2011-01-04	2011-02-22
935 ASSURANT INC		2009-08-05	2011-02-22
535 ATLAS AIR WORLDWIDE HOLDINGS		2009-10-29	2011-02-22
1040 B & G FOODS INC NEW		2009-10-22	2011-02-22
2875 CBIZ INC		2005-06-10	2011-02-22
1055 CAPITALSOURCE INC		2010-10-05	2011-02-22
345 CAPITALSOURCE INC		2009-07-31	2011-02-22

Form 990PF Part IV - Capital Gains and Losses for Tax on Investment Income - Columns a - d

(a) List and describe the kind(s) of property sold (e g , real estate, 2-story brick warehouse, or common stock, 200 shs MLC Co )	(b) How acquired P—Purchase D—Donation	(c) Date acquired (mo , day, yr )	(d) Date sold (mo , day, yr )
505 CASH AMERICA INTL INC		2009-07-27	2011-02-22
460 CHEMED CORP		2008-05-20	2011-02-22
105 COHERENT INC		2011-01-18	2011-02-22
1575 CONVERGYS CORP		2009-01-08	2011-02-22
330 DG FASTCHANNEL INC		2010-12-07	2011-02-22
1475 THE DOLAN COMPANY		2009-03-04	2011-02-22
1045 R R DONNELLEY & SONS CO		2009-06-10	2011-02-22
355 R R DONNELLEY & SONS CO		2010-08-05	2011-02-22
355 ENTERTAINMENT PPTYS TR		2009-11-10	2011-02-22
355 FULLER H B CO		2009-09-16	2011-02-22
2545 GLOBAL CASH ACCESS HLDGS INC		2007-12-10	2011-02-22
1015 GRAFTECH INTL LTD		2010-04-23	2011-02-22
330 HATTERAS FINANCIAL CORP		2009-07-23	2011-02-22
360 HERCULES TECHNOLOGY GROWTH		2010-08-13	2011-02-22
1395 HERCULES TECHNOLOGY GROWTH		2009-09-30	2011-02-22
715 IAC INTERACTIVECORP		2011-02-04	2011-02-22
330 INSITUFORM TECHNOLOGIES INC CL A		2010-05-10	2011-02-22
305 INTERDIGITAL INC		2010-12-30	2011-02-22
1080 J2 GLOBAL COMMUNICATONS INC		2008-05-07	2011-02-22
1425 KAR AUCTION SERVICES INC		2010-06-10	2011-02-22
1015 KAMAN CORP		2006-06-02	2011-02-22
230 KENEXA CORP		2010-12-07	2011-02-22
470 LIQUIDITY SERVICES INC		2008-08-19	2011-02-22
1015 MDC PARTNERS INC CL A		2005-10-28	2011-02-22
1575 NELNET INC CL A		2010-02-12	2011-02-22
370 NORTHWEST BANCSHARES INC MD		2010-08-11	2011-02-22
1105 NORTHWEST BANCSHARES INC MD		2009-12-18	2011-02-22
355 OASIS PETROLEUM INC		2010-12-22	2011-02-22
930 PROGRESS SOFTWARE CORP		2006-12-05	2011-02-22
495 QUALCOMM CORP		2010-02-16	2011-02-22

Form 990PF Part IV - Capital Gains and Losses for Tax on Investment Income - Columns a - d

(a) List and describe the kind(s) of property sold (e g , real estate, 2-story brick warehouse, or common stock, 200 shs MLC Co )	(b) How acquired P—Purchase D—Donation	(c) Date acquired (mo , day, yr )	(d) Date sold (mo , day, yr )
125 RALCORP HOLDINGS INC		2009-06-23	2011-02-22
915 RESOLUTE ENERGY CORP		2010-07-15	2011-02-22
635 S R S LABS INC		2008-11-17	2011-02-22
1085 SILGAN HLDGS INC COM		2005-10-28	2011-02-22
230 SIX FLAGS ENTERTAINMENT		2010-11-01	2011-02-22
375 SNAP-ON INC		2009-04-06	2011-02-22
670 SPEEDWAY MOTORSPORTS INC		2005-10-28	2011-02-22
680 STAGE STORES INC		2005-10-28	2011-02-22
325 TELEDYNE TECHNOLOGIES INC		2009-12-04	2011-02-22
210 TELEDYNE TECHNOLOGIES INC		2010-12-22	2011-02-22
295 TELEFLEX INC		2010-11-05	2011-02-22
35 TELEFLEX INC		2010-01-29	2011-02-22
150 VALASSIS COMMUNICATIONS INC		2011-02-08	2011-02-22
230 VENOCO INC		2009-10-16	2011-02-22
1280 WENDYS ARBYS GROUP INCCL A DELAWARE		2008-05-02	2011-02-22
180 WEST PHARMACEUTICAL SVCS INC		2009-01-08	2011-02-22
100 WEST PHARMACEUTICAL SVCS INC		2010-08-17	2011-02-22
480 A F C ENTERPRISES INC		2005-10-13	2011-02-23
670 ACI WORLDWIDE INC		2009-10-23	2011-02-23
550 ACXIOM CORP		2009-12-31	2011-02-23
200 ACXIOM CORP		2010-09-09	2011-02-23
250 AFFILIATED MANAGERS GROUP INC		2008-11-28	2011-02-23
790 AMERICAN EAGLE OUTFITTERS INC NEW COM		2009-02-11	2011-02-23
40 AMERICAN EAGLE OUTFITTERS INC NEW COM		2010-12-20	2011-02-23
135 AMERICAN PUBLIC EDUCATION		2010-12-28	2011-02-23
135 ASCENA RETAIL GROUP INC		2010-11-04	2011-02-23
345 ASCENA RETAIL GROUP INC		2009-12-24	2011-02-23
1440 ASSURANT INC		2009-05-12	2011-02-23
565 ATLAS AIR WORLDWIDE HOLDINGS		2009-08-17	2011-02-23
1100 B & G FOODS INC NEW		2009-09-14	2011-02-23



Form 990PF Part IV - Capital Gains and Losses for Tax on Investment Income - Columns a - d

(a) List and describe the kind(s) of property sold (e g , real estate, 2-story brick warehouse, or common stock, 200 shs MLC Co )	(b) How acquired P—Purchase D—Donation	(c) Date acquired (mo , day, yr )	(d) Date sold (mo , day, yr )
3030 CBIZ INC		2005-06-10	2011-02-23
1475 CAPITALSOURCE INC		2009-08-03	2011-02-23
535 CASH AMERICA INTL INC		2005-06-10	2011-02-23
480 CHEMED CORP		2008-04-25	2011-02-23
105 COHERENT INC		2011-01-18	2011-02-23
3679 COMPELLENT TECHNOLOGIES INC		2010-07-12	2011-02-23
1665 CONVERGYS CORP		2009-01-08	2011-02-23
350 DG FASTCHANNEL INC		2010-10-13	2011-02-23
1555 THE DOLAN COMPANY		2008-11-07	2011-02-23
1475 R R DONNELLEY & SONS CO		2009-06-18	2011-02-23
375 ENTERTAINMENT PPTYS TR		2009-08-19	2011-02-23
375 FULLER H B CO		2009-09-24	2011-02-23
2685 GLOBAL CASH ACCESS HLDGS INC		2007-12-07	2011-02-23
1075 GRAFTECH INTL LTD		2010-04-23	2011-02-23
305 HATTERAS FINANCIAL CORP		2009-07-31	2011-02-23
45 HATTERAS FINANCIAL CORP		2010-05-26	2011-02-23
1850 HERCULES TECHNOLOGY GROWTH		2009-08-28	2011-02-23
100 IAC INTERACTIVECORP		2011-02-02	2011-02-23
650 IAC INTERACTIVECORP		2010-12-31	2011-02-23
350 INSITUFORM TECHNOLOGIES INC CL A		2010-05-20	2011-02-23
325 INTERDIGITAL INC		2010-12-10	2011-02-23
1140 J2 GLOBAL COMMUNICATONS INC		2009-05-06	2011-02-23
1500 KAR AUCTION SERVICES INC		2010-08-05	2011-02-23
1075 KAMAN CORP		2006-06-02	2011-02-23
15 KENEXA CORP		2010-12-07	2011-02-23
225 KENEXA CORP		2011-01-28	2011-02-23
495 LIQUIDITY SERVICES INC		2009-01-08	2011-02-23
1075 MDC PARTNERS INC CL A		2008-09-25	2011-02-23
1665 NELNET INC CL A		2010-02-12	2011-02-23
1555 NORTHWEST BANCSHARES INC MD		2009-12-16	2011-02-23

Form 990PF Part IV - Capital Gains and Losses for Tax on Investment Income - Columns a - d

(a) List and describe the kind(s) of property sold (e g , real estate, 2-story brick warehouse, or common stock, 200 shs MLC Co )	(b) How acquired P—Purchase D—Donation	(c) Date acquired (mo , day, yr )	(d) Date sold (mo , day, yr )
375 OASIS PETROLEUM INC		2010-12-17	2011-02-23
980 PROGRESS SOFTWARE CORP		2009-01-08	2011-02-23
135 RALCORP HOLDINGS INC		2009-06-24	2011-02-23
965 RESOLUTE ENERGY CORP		2010-07-28	2011-02-23
670 S R S LABS INC		2009-01-08	2011-02-23
1150 SILGAN HLDGS INC COM		2005-06-10	2011-02-23
240 SIX FLAGS ENTERTAINMENT		2010-11-01	2011-02-23
373 SNAP-ON INC		2009-04-06	2011-02-23
705 SPEEDWAY MOTORSPORTS INC		2008-08-06	2011-02-23
545 STAGE STORES INC		2005-10-28	2011-02-23
175 STAGE STORES INC		2010-05-06	2011-02-23
565 TELEDYNE TECHNOLOGIES INC		2009-12-04	2011-02-23
350 TELEFLEX INC		2010-08-09	2011-02-23
160 VALASSIS COMMUNICATIONS INC		2011-02-08	2011-02-23
240 VENOCO INC		2009-10-14	2011-02-23
1350 WENDYS ARBYS GROUP INCCL A DELAWARE		2008-04-28	2011-02-23
295 WEST PHARMACEUTICAL SVCS INC		2005-10-28	2011-02-23
372 SNAP-ON INC		2009-04-06	2011-02-24
355 A F C ENTERPRISES INC		2005-10-03	2011-02-25
490 ACI WORLDWIDE INC		2009-11-05	2011-02-25
550 ACXIOM CORP		2009-02-09	2011-02-25
185 AFFILIATED MANAGERS GROUP INC		2008-11-28	2011-02-25
610 AMERICAN EAGLE OUTFITTERS INC NEW COM		2009-02-11	2011-02-25
100 AMERICAN PUBLIC EDUCATION		2010-12-28	2011-02-25
355 ASCENA RETAIL GROUP INC		2009-12-24	2011-02-25
410 ATLAS AIR WORLDWIDE HOLDINGS		2009-06-16	2011-02-25
805 B & G FOODS INC NEW		2009-05-07	2011-02-25
2220 CBIZ INC		2005-06-10	2011-02-25
1080 CAPITALSOURCE INC		2009-08-03	2011-02-25
390 CASH AMERICA INTL INC		2005-06-10	2011-02-25

Form 990PF Part IV - Capital Gains and Losses for Tax on Investment Income - Columns a - d

(a) List and describe the kind(s) of property sold (e g , real estate, 2-story brick warehouse, or common stock, 200 shs MLC Co )	(b) How acquired P—Purchase D—Donation	(c) Date acquired (mo , day, yr )	(d) Date sold (mo , day, yr )
355 CHEMED CORP		2008-04-25	2011-02-25
80 COHERENT INC		2011-01-18	2011-02-25
190 COINSTAR INC		2011-02-18	2011-02-25
1215 CONVERGYS CORP		2009-01-08	2011-02-25
500 00216 CYPRESS SHARPRIDGE INVESTMENTS INC		2009-08-25	2011-02-25
509 99784 CYPRESS SHARPRIDGE INVESTMENTS INC		2009-10-12	2011-02-25
600 CYPRESS SHARPRIDGE INVESTMENTS INC		2010-07-27	2011-02-25
255 DG FASTCHANNEL INC		2010-10-13	2011-02-25
1140 THE DOLAN COMPANY		2008-10-30	2011-02-25
1080 R R DONNELLEY & SONS CO		2009-06-24	2011-02-25
275 ENTERTAINMENT PPTYS TR		2009-08-17	2011-02-25
193 77 FNMA POOL #254089 6 000% DUE 11/01/16		2001-11-20	2011-02-25
6100 55 F N M A #256752 6 000% 6/01/27		2008-02-07	2011-02-25
4634 17 F N M A #257048 6 000% 1/01/28		2007-12-18	2011-02-25
36 34 FNMA POOL 539082 7 000% DUE 08/01/28		2001-05-11	2011-02-25
14 62 FNMA POOL #580952 DTD 05/01/01 7 000% DUE 05/01/31		2001-07-27	2011-02-25
39 35 FNMA POOL #628837 6 500% DUE 03/01/32		2002-03-05	2011-02-25
2683 33 F N M A #AH3431 3 500% 1/01/26		2011-01-20	2011-02-25
9437 99 F N M A #831413 5 500% 4/01/36		2006-04-06	2011-02-25
262 82 F N M A #909932 6 000% 3/01/37		2007-02-05	2011-02-25
7198 61 F N M A #AA8753 5 000% 6/01/39		2009-09-18	2011-02-25
2260 14 F N M A #AC4824 3 583% 10/01/39		2010-10-01	2011-02-25
9165 29 F N M A #AD3772 4 000% 3/01/25		2010-10-26	2011-02-25
75 FULLER H B CO		2009-09-24	2011-02-25
200 FULLER H B CO		2010-07-06	2011-02-25
1960 GLOBAL CASH ACCESS HLDGS INC		2009-01-08	2011-02-25
250 GOVERNMENT PROPERTIES INCOME		2010-03-17	2011-02-25
1700 GOVERNMENT PROPERTIES INCOME		2010-02-22	2011-02-25
785 GRAFTECH INTL LTD		2010-04-28	2011-02-25
155 HATTERAS FINANCIAL CORP		2010-05-26	2011-02-25

Form 990PF Part IV - Capital Gains and Losses for Tax on Investment Income - Columns a - d

(a) List and describe the kind(s) of property sold (e g , real estate, 2-story brick warehouse, or common stock, 200 shs MLC Co )	(b) How acquired P—Purchase D—Donation	(c) Date acquired (mo , day, yr )	(d) Date sold (mo , day, yr )
100 HATTERAS FINANCIAL CORP		2010-02-17	2011-02-25
1355 HERCULES TECHNOLOGY GROWTH		2010-02-12	2011-02-25
550 IAC INTERACTIVECORP		2010-11-05	2011-02-25
255 INSITUFORM TECHNOLOGIES INC CL A		2010-05-20	2011-02-25
235 INTERDIGITAL INC		2010-12-08	2011-02-25
835 J2 GLOBAL COMMUNICATONS INC		2008-10-13	2011-02-25
1100 KAR AUCTION SERVICES INC		2010-08-27	2011-02-25
785 KAMAN CORP		2009-03-31	2011-02-25
175 KENEXA CORP		2011-01-28	2011-02-25
360 LIQUIDITY SERVICES INC		2009-01-08	2011-02-25
785 MDC PARTNERS INC CL A		2008-09-25	2011-02-25
3150 MEDICAL PROPERTIES TRUST INC		2010-06-18	2011-02-25
1215 NELNET INC CL A		2009-09-30	2011-02-25
1140 NORTHWEST BANCSHARES INC MD		2009-12-15	2011-02-25
275 OASIS PETROLEUM INC		2010-12-17	2011-02-25
715 PROGRESS SOFTWARE CORP		2009-03-31	2011-02-25
100 RALCORP HOLDINGS INC		2009-06-30	2011-02-25
710 RESOLUTE ENERGY CORP		2010-08-26	2011-02-25
490 S R S LABS INC		2009-01-08	2011-02-25
840 SILGAN HLDGS INC COM		2005-06-10	2011-02-25
175 SIX FLAGS ENTERTAINMENT		2010-10-21	2011-02-25
215 SPEEDWAY MOTORSPORTS INC		2008-11-17	2011-02-25
300 SPEEDWAY MOTORSPORTS INC		2010-03-11	2011-02-25
325 STAGE STORES INC		2010-05-07	2011-02-25
200 STAGE STORES INC		2009-11-19	2011-02-25
410 TELEDYNE TECHNOLOGIES INC		2009-02-05	2011-02-25
255 TELEFLEX INC		2010-08-09	2011-02-25
120 VALASSIS COMMUNICATIONS INC		2011-02-08	2011-02-25
175 VENOCO INC		2009-10-13	2011-02-25
991 WENDYS ARBYS GROUP INCCL A DELAWARE		2008-04-28	2011-02-25

Form 990PF Part IV - Capital Gains and Losses for Tax on Investment Income - Columns a - d

(a) List and describe the kind(s) of property sold (e g , real estate, 2-story brick warehouse, or common stock, 200 shs MLC Co )	(b) How acquired P—Purchase D—Donation	(c) Date acquired (mo , day, yr )	(d) Date sold (mo , day, yr )
215 WEST PHARMACEUTICAL SVCS INC		2005-10-28	2011-02-25
20 ASSURED GUARANTY LTD		2011-02-18	2011-02-25
223 ALLERGAN INC		2006-06-14	2011-02-28
1062 ALLERGAN INC		2006-06-14	2011-02-28
184 99968 COINSTAR INC		2011-02-18	2011-02-28
20 00032 COINSTAR INC		2011-02-22	2011-02-28
1513 PROCTER & GAMBLE CO		2010-12-21	2011-02-28
240 ASSURED GUARANTY LTD		2011-02-18	2011-02-28
448 ALLERGAN INC		2006-06-14	2011-03-01
639 ALLERGAN INC		2006-06-14	2011-03-01
1510 TNS INC		2011-02-25	2011-03-01
1057 ALLERGAN INC		2009-07-16	2011-03-02
1493 ALLERGAN INC		2009-07-16	2011-03-02
539 CANADIAN NATURAL RESOURCES LTD		2009-04-21	2011-03-04
185 COINSTAR INC		2011-02-18	2011-03-04
332 FMC TECHNOLOGIES INC		2011-02-15	2011-03-04
350 NATIONAL-OILWELL INC		2010-06-30	2011-03-04
417 ANNTAYLOR STORES CORP		2010-12-09	2011-03-07
1083 ANNTAYLOR STORES CORP		2011-01-27	2011-03-07
1032 ANNTAYLOR STORES CORP		2010-12-09	2011-03-07
500 ARES CAP CORP		2011-02-18	2011-03-07
92 FMC TECHNOLOGIES INC		2011-02-15	2011-03-07
78 FMC TECHNOLOGIES INC		2008-12-18	2011-03-07
54 GOLUB CAPITAL BDC INC		2011-02-23	2011-03-07
465 ANNTAYLOR STORES CORP		2011-02-22	2011-03-08
250 ARES CAP CORP		2011-02-18	2011-03-08
90 ASSURANT INC		2011-02-18	2011-03-08
2277 CISCO SYSTEMS		2008-10-24	2011-03-08
135 DRESSER RAND GROUP INC		2011-02-25	2011-03-08
101 GOLUB CAPITAL BDC INC		2011-02-23	2011-03-08

Form 990PF Part IV - Capital Gains and Losses for Tax on Investment Income - Columns a - d

(a) List and describe the kind(s) of property sold (e g , real estate, 2-story brick warehouse, or common stock, 200 shs MLC Co )	(b) How acquired P—Purchase D—Donation	(c) Date acquired (mo , day, yr )	(d) Date sold (mo , day, yr )
109 GOLUB CAPITAL BDC INC		2011-02-23	2011-03-08
325 HCC INS HLDGS INC COM		2011-02-18	2011-03-08
1400 J CREW GROUP INC		2010-09-01	2011-03-08
25 GOLUB CAPITAL BDC INC		2011-02-23	2011-03-09
65 DRESSER RAND GROUP INC		2011-02-25	2011-03-10
4 GOLUB CAPITAL BDC INC		2011-02-23	2011-03-10
276 GOLUB CAPITAL BDC INC		2011-02-23	2011-03-10
280 HCC INS HLDGS INC COM		2011-02-18	2011-03-10
385 AIR PRODUCTS & CHEMICALS INC		2010-05-25	2011-03-15
190 AIR PRODUCTS & CHEMICALS INC		2010-02-05	2011-03-15
1594 CISCO SYSTEMS		2002-07-29	2011-03-15
4354 23 F H L M C GD G11649 4 500% 2/01/20		2005-02-23	2011-03-15
56 9 F H L M C #1J0203 2 780% 4/01/35		2005-05-12	2011-03-15
7157 96 F H L M C GD G13876 4 000% 7/01/25		2010-12-07	2011-03-15
7215 59 F H L M C GD C90993 5 500% 10/01/26		2007-08-27	2011-03-15
5272 94 F H L M C GD J09470 4 500% 4/01/24		2010-08-13	2011-03-15
1636 8 F H L M C MLTCL MTG 5 500% 3/15/16		2006-05-08	2011-03-15
3033 2 G N M A #604002 5 500% 2/15/33		2003-05-28	2011-03-15
7 08 GNMA POOL #571166 DTD 08/01/01 7 000% DUE 08/15/31		2001-08-28	2011-03-15
1730 CISCO SYSTEMS		2002-10-09	2011-03-16
COMPELLENT TECHNOLOGIES INC			2011-03-17
85000 KRAFT FOODS INC 6 000% 2/11/13		2008-10-23	2011-03-17
100000 NORFOLK SOUTHERN COR 5 900% 6/15/19		2009-06-01	2011-03-17
77 NUVASIVE INC		2010-02-23	2011-03-21
453 NUVASIVE INC		2010-02-23	2011-03-21
34 RIGHT NOW TECHNOLOGIES INC		2010-08-26	2011-03-21
146 RIGHT NOW TECHNOLOGIES INC		2010-02-08	2011-03-21
62 RIGHT NOW TECHNOLOGIES INC		2010-08-26	2011-03-21
59 DRIL QUIP INC		2010-06-29	2011-03-22
243 DRIL QUIP INC		2010-06-29	2011-03-22

Form 990PF Part IV - Capital Gains and Losses for Tax on Investment Income - Columns a - d

(a) List and describe the kind(s) of property sold (e g , real estate, 2-story brick warehouse, or common stock, 200 shs MLC Co )	(b) How acquired P—Purchase D—Donation	(c) Date acquired (mo , day, yr )	(d) Date sold (mo , day, yr )
255 NATIONAL-OILWELL INC		2010-06-30	2011-03-22
453 NUVASIVE INC		2010-01-29	2011-03-22
416 NUVASIVE INC		2010-01-29	2011-03-22
227 RIGHT NOW TECHNOLOGIES INC		2010-02-08	2011-03-22
377 SBA COMMUNICATIONS CORP		2009-04-15	2011-03-22
139 DRIL QUIP INC		2010-06-29	2011-03-23
412 NIELSEN HOLDINGS 6 25% CV PFD		2011-01-26	2011-03-23
618 NUVASIVE INC		2010-12-09	2011-03-23
133 NUVASIVE INC		2010-01-29	2011-03-23
470 RIGHT NOW TECHNOLOGIES INC		2010-02-08	2011-03-23
1058 SBA COMMUNICATIONS CORP		2009-04-15	2011-03-24
270 DRESSER RAND GROUP INC		2011-02-25	2011-03-25
194 48 FNMA POOL #254089 6 000% DUE 11/01/16		2001-11-20	2011-03-25
4434 06 F N M A #256752 6 000% 6/01/27		2008-02-07	2011-03-25
6824 43 F N M A #257048 6 000% 1/01/28		2007-12-18	2011-03-25
50 39 FNMA POOL 539082 7 000% DUE 08/01/28		2001-05-11	2011-03-25
14 7 FNMA POOL #580952 DTD 05/01/01 7 000% DUE 05/01/31		2001-07-27	2011-03-25
39 57 FNMA POOL #628837 6 500% DUE 03/01/32		2002-03-05	2011-03-25
2850 08 F N M A #AH3431 3 500% 1/01/26		2011-01-20	2011-03-25
4080 14 F N M A #831413 5 500% 4/01/36		2006-04-06	2011-03-25
22306 F N M A #909932 6 000% 3/01/37		2007-02-05	2011-03-25
7153 88 F N M A #AA8753 5 000% 6/01/39		2009-09-18	2011-03-25
9683 96 F N M A #AC4824 3 583% 10/01/39		2010-10-01	2011-03-25
5842 96 F N M A #AD3772 4 000% 3/01/25		2010-10-26	2011-03-25
110 INTERACTIVE INTELLIGENCE INC		2011-02-18	2011-03-25
148 ABB LTD SPON ADR		2009-09-25	2011-03-28
1549 ABB LTD SPON ADR		2010-12-31	2011-03-28
625 AMPHENOL CORP - CL A		2010-04-20	2011-03-28
28 ANSYS INC		2010-12-31	2011-03-28
75 99726 ANSYS INC		2011-01-18	2011-03-28

Form 990PF Part IV - Capital Gains and Losses for Tax on Investment Income - Columns a - d

(a) List and describe the kind(s) of property sold (e g , real estate, 2-story brick warehouse, or common stock, 200 shs MLC Co )	(b) How acquired P—Purchase D—Donation	(c) Date acquired (mo , day, yr )	(d) Date sold (mo , day, yr )
444 00274 ANSYS INC		2011-01-18	2011-03-28
162 APPLE COMPUTER INC		2008-10-07	2011-03-28
938 BANK OF NEWYORK MELLON CORP		2001-10-08	2011-03-28
824 CANADIAN NATURAL RESOURCES LTD		2009-04-21	2011-03-28
510 CISCO SYSTEMS		2002-10-09	2011-03-28
453 CITRIX SYSTEMS INC		2008-07-24	2011-03-28
558 COACH INC		2011-03-15	2011-03-28
127 COACH INC		2008-09-11	2011-03-28
451 COGNIZANT TECH SOLUTIONS CRP COM		2008-12-05	2011-03-28
472 COSTCO WHOLESALE CORPORATION		2009-05-29	2011-03-28
778 COVANCE INC		2009-07-16	2011-03-28
624 DANAHER CORP		2008-03-18	2011-03-28
415 DAVITA INC		2011-03-02	2011-03-28
580 EXPRESS SCRIPTS INC-CL A		2011-03-02	2011-03-28
442 FMC TECHNOLOGIES INC		2008-12-18	2011-03-28
639 FLUOR CORP NEW COM		2011-03-07	2011-03-28
69 GOOGLE INC CL A		2009-01-08	2011-03-28
12 GOOGLE INC CL A		2010-05-24	2011-03-28
419 IDEXX LABORATORIES CORP		2009-03-17	2011-03-28
66 INTUITIVE SURGICAL INC		2011-01-07	2011-03-28
63 INTUITIVE SURGICAL INC		2010-10-20	2011-03-28
153 MASTERCARD INC		2008-09-25	2011-03-28
143 9958 MEAD JOHNSON NUTRITION CO		2010-12-07	2011-03-28
1 0042 MEAD JOHNSON NUTRITION CO		2010-12-07	2011-03-28
290 MEAD JOHNSON NUTRITION CO		2011-01-18	2011-03-28
593 NETAPP INC		2011-02-17	2011-03-28
23 NETAPP INC		2008-06-30	2011-03-28
836 QUALCOMM CORP		2009-09-23	2011-03-28
460 ROPER INDUSTRIES INC NEW		2008-10-20	2011-03-28
161 SALESFORCE COM INC		2009-02-12	2011-03-28



Form 990PF Part IV - Capital Gains and Losses for Tax on Investment Income - Columns a - d

(a) List and describe the kind(s) of property sold (e g , real estate, 2-story brick warehouse, or common stock, 200 shs MLC Co )	(b) How acquired P—Purchase D—Donation	(c) Date acquired (mo , day, yr )	(d) Date sold (mo , day, yr )
467 SCHLUMBERGER LTD		2002-12-09	2011-03-28
1792 CHARLES SCHWAB CORP		2008-07-01	2011-03-28
399 STERICYCLE INC		2010-02-04	2011-03-28
399 TRIMBLE NAV LTD		2008-11-21	2011-03-28
994 URBAN OUTFITTERS INC		2010-05-25	2011-03-28
726 ACCENTURE PLC CL A		2007-11-29	2011-03-28
1552 GENPACT LIMITED		2010-10-19	2011-03-28
4372 CISCO SYSTEMS		2002-10-09	2011-03-29
155 INTERACTIVE INTELLIGENCE INC		2011-02-18	2011-03-29
68 ORBITZ WORLDWIDE INC		2009-04-15	2011-03-29
185 ORBITZ WORLDWIDE INC		2009-04-15	2011-03-29
638 SOTHEBYS HOLDINGS INC-CL A LTD VTG		2010-06-04	2011-03-29
551 SENSATA TECHNOLOGIES HOLDING		2010-09-17	2011-03-29
80 SENSATA TECHNOLOGIES HOLDING		2010-09-17	2011-03-29
73 SENSATA TECHNOLOGIES HOLDING		2010-09-17	2011-03-29
3475 ACXIOM CORP		2011-02-15	2011-03-30
1335 DEERE & CO		2009-03-19	2011-03-30
980 MCCORMICK & CO INC (NON-VOTING)		2010-05-28	2011-03-30
1055 NATIONAL-OILWELL INC		2010-06-30	2011-03-30
83 ORBITZ WORLDWIDE INC		2009-04-15	2011-03-30
206 ORBITZ WORLDWIDE INC		2009-04-15	2011-03-30
555 PHILIP MORRIS INTL		2010-11-03	2011-03-30
268 SENSATA TECHNOLOGIES HOLDING		2010-09-17	2011-03-30
433 GOLUB CAPITAL BDC INC		2011-02-23	2011-03-31
44 ORBITZ WORLDWIDE INC		2009-04-15	2011-03-31
11210 762 BROWN ADVISORY INTERMED INCOME FUND		2008-11-26	2011-03-31
1280 ARES CAP CORP		2011-02-25	2011-04-01
960 ARES CAP CORP		2011-02-23	2011-04-04
264 HUNTINGTON INGALLS INDUSTRIE		2010-12-21	2011-04-04
411 HUNTINGTON INGALLS INDUSTRIE		2010-02-05	2011-04-04

Form 990PF Part IV - Capital Gains and Losses for Tax on Investment Income - Columns a - d

(a) List and describe the kind(s) of property sold (e g , real estate, 2-story brick warehouse, or common stock, 200 shs MLC Co )	(b) How acquired P—Purchase D—Donation	(c) Date acquired (mo , day, yr )	(d) Date sold (mo , day, yr )
169 INTERACTIVE INTELLIGENCE INC		2011-02-22	2011-04-04
155 MAXIMUS INC		2011-02-18	2011-04-04
153 CITI TRENDS INC		2009-11-24	2011-04-05
193 COVANCE INC		2009-04-29	2011-04-05
519 COVANCE INC		2009-04-29	2011-04-05
125000 GEN ELEC CAP CRP MTN 3 750% 11/14/14		2011-02-09	2011-04-05
46 INTERACTIVE INTELLIGENCE INC		2011-02-22	2011-04-05
155 INTUITIVE SURGICAL INC		2010-11-30	2011-04-05
168 MASTERCARD INC		2008-09-25	2011-04-05
13 ORBITZ WORLDWIDE INC		2009-04-15	2011-04-05
220 ORBITZ WORLDWIDE INC		2009-04-15	2011-04-05
157 CITI TRENDS INC		2009-11-24	2011-04-06
118 CITI TRENDS INC		2010-02-04	2011-04-06
1058 GOLUB CAPITAL BDC INC		2011-02-25	2011-04-06
570 HUGHES COMMUNICATIONS INC		2011-02-22	2011-04-06
563 INTERACTIVE INTELLIGENCE INC		2011-02-25	2011-04-06
38 ORBITZ WORLDWIDE INC		2009-04-15	2011-04-06
47 ORBITZ WORLDWIDE INC		2009-04-15	2011-04-06
95 DST SYSTEMS INC-DEL		2011-02-25	2011-04-07
27 ORBITZ WORLDWIDE INC		2009-04-15	2011-04-07
14 ORBITZ WORLDWIDE INC		2009-04-15	2011-04-07
107 CITI TRENDS INC		2010-12-10	2011-04-12
164 CITI TRENDS INC		2010-02-04	2011-04-12
54 CITI TRENDS INC		2009-09-29	2011-04-12
680 DIAMOND OFFSHORE DRILLING		2009-01-15	2011-04-12
81 DRIL QUIP INC		2010-06-29	2011-04-12
500 EXXON MOBIL CORP		2010-05-19	2011-04-12
325 V F CORP		2010-12-21	2011-04-12
164 BLUE NILE INC		2010-06-18	2011-04-13
5 CITI TRENDS INC		2009-09-29	2011-04-13

Form 990PF Part IV - Capital Gains and Losses for Tax on Investment Income - Columns a - d

(a) List and describe the kind(s) of property sold (e g , real estate, 2-story brick warehouse, or common stock, 200 shs MLC Co )	(b) How acquired P—Purchase D—Donation	(c) Date acquired (mo , day, yr )	(d) Date sold (mo , day, yr )
163 CITI TRENDS INC		2009-09-29	2011-04-13
232 DRIL QUIP INC		2010-06-29	2011-04-13
6667 HUNTINGTON INGALLS INDUSTRIE		2010-11-03	2011-04-13
6667 HUNTINGTON INGALLS INDUSTRIE		2010-01-29	2011-04-13
24 ORBITZ WORLDWIDE INC		2009-04-15	2011-04-13
614 ORBITZ WORLDWIDE INC		2009-04-15	2011-04-13
497 TOTAL FINA ELF S A ADS REPSTG 1/2 OF A 'B' SH		2010-11-03	2011-04-13
100000 AMERICAN EXPRESS 7 000% 3/19/18		2010-05-19	2011-04-14
108 CITI TRENDS INC		2009-09-29	2011-04-14
120 ORBITZ WORLDWIDE INC		2009-04-15	2011-04-14
469 CORE LABORATORIES N V		2010-11-18	2011-04-14
186 BLUE NILE INC		2010-06-18	2011-04-15
179 CITI TRENDS INC		2009-09-29	2011-04-15
373 FMC TECHNOLOGIES INC		2005-11-16	2011-04-15
3695 76 F H L M C GD G11649 4 500% 2/01/20		2005-02-23	2011-04-15
64 52 F H L M C #1J0203 2 780% 4/01/35		2005-05-12	2011-04-15
5718 37 F H L M C GD G13876 4 000% 7/01/25		2010-12-07	2011-04-15
4752 71 F H L M C GD C90993 5 500% 10/01/26		2007-08-27	2011-04-15
4306 51 F H L M C GD J09470 4 500% 4/01/24		2010-08-13	2011-04-15
1644 3 F H L M C MLTCL MTG 5 500% 3/15/16		2006-05-08	2011-04-15
341 86 G N M A #604002 5 500% 2/15/33		2003-05-28	2011-04-15
7 13 GNMA POOL #571166 DTD 08/01/01 7 000% DUE 08/15/31		2001-08-28	2011-04-15
190 INFORMATICA CORP		2010-06-29	2011-04-15
630 INFORMATICA CORP		2009-11-17	2011-04-15
277 INTERACTIVE INTELLIGENCE INC		2011-02-23	2011-04-15
198 ORBITZ WORLDWIDE INC		2009-04-15	2011-04-15
194 SCHLUMBERGER LTD		2002-12-09	2011-04-15
500 ASSURED GUARANTY LTD		2011-02-22	2011-04-15
131 BLUE NILE INC		2010-06-18	2011-04-18
161 CITI TRENDS INC		2010-12-09	2011-04-18

Form 990PF Part IV - Capital Gains and Losses for Tax on Investment Income - Columns a - d

(a) List and describe the kind(s) of property sold (e g , real estate, 2-story brick warehouse, or common stock, 200 shs MLC Co )	(b) How acquired P—Purchase D—Donation	(c) Date acquired (mo , day, yr )	(d) Date sold (mo , day, yr )
132 CITI TRENDS INC		2009-09-29	2011-04-18
170 ORBITZ WORLDWIDE INC		2009-04-15	2011-04-18
300 DRESSER RAND GROUP INC		2011-02-22	2011-04-19
125 LIBERTY MEDIA STARZ SR A		2011-02-18	2011-04-19
110 MAXIMUS INC		2011-02-18	2011-04-19
190 OCEANEERING INTERNATIONAL INC		2011-02-25	2011-04-19
547 ORBITZ WORLDWIDE INC		2009-04-15	2011-04-19
590 ASSURED GUARANTY LTD		2011-02-23	2011-04-19
585 SENSATA TECHNOLOGIES HOLDING		2011-02-22	2011-04-19
400 DST SYSTEMS INC-DEL		2011-02-25	2011-04-20
175 86 FNMA POOL #254089 6 000% DUE 11/01/16		2001-11-20	2011-04-25
4240 1 F N M A #256752 6 000% 6/01/27		2008-02-07	2011-04-25
5238 88 F N M A #257048 6 000% 1/01/28		2007-12-18	2011-04-25
48 78 FNMA POOL 539082 7 000% DUE 08/01/28		2001-05-11	2011-04-25
14 8 FNMA POOL #580952 DTD 05/01/01 7 000% DUE 05/01/31		2001-07-27	2011-04-25
39 8 FNMA POOL #628837 6 500% DUE 03/01/32		2002-03-05	2011-04-25
2985 7 F N M A #AH3431 3 500% 1/01/26		2011-01-20	2011-04-25
1799 53 F N M A #831413 5 500% 4/01/36		2006-04-06	2011-04-25
238 42 F N M A #909932 6 000% 3/01/37		2007-02-05	2011-04-25
7246 08 F N M A #AA8753 5 000% 6/01/39		2009-09-18	2011-04-25
1057 19 F N M A #AC4824 3 583% 10/01/39		2010-10-01	2011-04-25
5721 02 F N M A #MA0073 4 500% 5/01/29		2011-03-17	2011-04-25
4706 08 F N M A #AD3772 4 000% 3/01/25		2010-10-26	2011-04-25
474 CANADIAN NATURAL RESOURCES LTD		2009-04-21	2011-04-26
395 DRESSER RAND GROUP INC		2011-02-23	2011-04-26
395 GAMESTOP CORP CL A		2011-02-18	2011-04-26
4500 SUSQUEHANNA BANCSHARES INC PA		2011-02-25	2011-04-28
302 V F CORP		2010-12-21	2011-04-28
1176 TRIMBLE NAV LTD		2009-03-17	2011-04-29
262 TRIMBLE NAV LTD		2009-03-17	2011-05-02

Form 990PF Part IV - Capital Gains and Losses for Tax on Investment Income - Columns a - d

(a) List and describe the kind(s) of property sold (e g , real estate, 2-story brick warehouse, or common stock, 200 shs MLC Co )	(b) How acquired P—Purchase D—Donation	(c) Date acquired (mo , day, yr )	(d) Date sold (mo , day, yr )
357875 U S TREASURY I P 0 500% 4/15/15		2010-09-08	2011-05-02
894 DIAMOND OFFSHORE DRILLING		2010-11-03	2011-05-03
447 EXXON MOBIL CORP		2010-12-21	2011-05-03
130 OCEANEERING INTERNATIONAL INC		2011-02-18	2011-05-03
485 TRIMBLE NAV LTD		2009-03-17	2011-05-03
355733 U S TREASURY I P 1 250% 7/15/20		2010-09-09	2011-05-03
80 AMERICAN EXPRESS CO		2010-10-15	2011-05-04
330 AMERICAN EXPRESS CO		2008-11-24	2011-05-04
460 EXXON MOBIL CORP		2010-05-28	2011-05-04
100000 PPL ENERGY SUPPLY 6 500% 5/01/18		2008-04-08	2011-05-04
350 SNAP-ON INC		2009-04-06	2011-05-04
665 TRIMBLE NAV LTD		2009-03-17	2011-05-04
229 BLUE NILE INC		2010-05-27	2011-05-05
240 BRADY CORPORATION CL A		2011-02-22	2011-05-05
185 COACH INC		2008-03-18	2011-05-05
424 COACH INC		2008-03-18	2011-05-05
218 COSTCO WHOLESALE CORPORATION		2009-05-29	2011-05-05
828 TRIMBLE NAV LTD		2009-03-17	2011-05-05
120 HELEN OF TROY CORP LTD		2011-02-18	2011-05-05
200 HELEN OF TROY CORP LTD		2010-12-28	2011-05-05
345 LSB INDS INC		2011-02-18	2011-05-06
322 SNAP-ON INC		2009-04-06	2011-05-06
1123 SNAP-ON INC		2009-04-06	2011-05-09
264 CITRIX SYSTEMS INC		2008-07-24	2011-05-11
191 ORBITZ WORLDWIDE INC		2009-04-15	2011-05-11
96 ORBITZ WORLDWIDE INC		2009-04-15	2011-05-11
1255 ASSURANT INC		2011-02-25	2011-05-12
225 LSB INDS INC		2011-02-18	2011-05-12
346 ORBITZ WORLDWIDE INC		2009-04-15	2011-05-12
163 ORBITZ WORLDWIDE INC		2009-04-15	2011-05-13

Form 990PF Part IV - Capital Gains and Losses for Tax on Investment Income - Columns a - d

(a) List and describe the kind(s) of property sold (e g , real estate, 2-story brick warehouse, or common stock, 200 shs MLC Co )	(b) How acquired P—Purchase D—Donation	(c) Date acquired (mo , day, yr )	(d) Date sold (mo , day, yr )
3647 7 F H L M C GD G11649 4 500% 2/01/20		2005-02-23	2011-05-15
60 4 F H L M C #1J0203 2 780% 4/01/35		2005-05-12	2011-05-15
6284 1 F H L M C GD G13876 4 000% 7/01/25		2010-12-07	2011-05-15
2502 22 F H L M C GD C90993 5 500% 10/01/26		2007-08-27	2011-05-15
4728 1 F H L M C GD J09470 4 500% 4/01/24		2010-08-13	2011-05-15
1651 84 F H L M C MLTCL MTG 5 500% 3/15/16		2006-05-08	2011-05-15
351 9 G N M A #604002 5 500% 2/15/33		2003-05-28	2011-05-15
7 18 GNMA POOL #571166 DTD 08/01/01 7 000% DUE 08/15/31		2001-08-28	2011-05-15
136 ORBITZ WORLDWIDE INC		2009-04-15	2011-05-16
340 ANN INC		2011-02-22	2011-05-17
415 HCC INS HLDGS INC COM		2011-02-22	2011-05-17
327 ORBITZ WORLDWIDE INC		2009-04-15	2011-05-17
1775 NORTH AMERICAN ENERGY PARTNERS INC		2011-02-23	2011-05-18
1235 NORTH AMERICAN ENERGY PARTNERS INC		2011-02-25	2011-05-18
464 ORBITZ WORLDWIDE INC		2009-04-15	2011-05-18
503 ABB LTD SPON ADR		2009-09-25	2011-05-20
268 ACTUANT CORP CL A NEW		2010-04-13	2011-05-20
40 AMERICAN SCIENCE & ENGINEERING INC		2011-04-08	2011-05-20
185 AMPHENOL CORP - CL A		2010-04-20	2011-05-20
80 ANN INC		2010-05-28	2011-05-20
219 ANN INC		2010-05-07	2011-05-20
61 ANSYS INC		2010-10-06	2011-05-20
162 ANSYS INC		2011-01-18	2011-05-20
49 APPLE COMPUTER INC		2008-10-08	2011-05-20
542 APPLIED MICRO CIRCUITS CORP		2011-03-11	2011-05-20
99 ASCENT CAPITAL GROUP INC A		2011-03-08	2011-05-20
278 BANK OF NEW YORK MELLON CORP		2001-10-08	2011-05-20
33 BLUE NILE INC		2010-05-27	2011-05-20
228 CANADIAN NATURAL RESOURCES LTD		2009-04-21	2011-05-20
125 CITRIX SYSTEMS INC		2008-07-24	2011-05-20

Form 990PF Part IV - Capital Gains and Losses for Tax on Investment Income - Columns a - d

(a) List and describe the kind(s) of property sold (e g , real estate, 2-story brick warehouse, or common stock, 200 shs MLC Co )	(b) How acquired P—Purchase D—Donation	(c) Date acquired (mo , day, yr )	(d) Date sold (mo , day, yr )
182 COACH INC		2008-03-18	2011-05-20
133 COGNIZANT TECH SOLUTIONS CRP COM		2008-12-05	2011-05-20
167 COMMVAULT SYSTEMS INC		2011-01-06	2011-05-20
132 COSTCO WHOLESALE CORPORATION		2009-05-29	2011-05-20
280 COVANCE INC		2010-12-09	2011-05-20
206 COVANCE INC		2009-04-29	2011-05-20
185 DANAHER CORP		2008-03-18	2011-05-20
123 DAVITA INC		2011-03-01	2011-05-20
465 DEMANDTEC INC		2011-03-16	2011-05-20
244 DEXCOM INC		2009-06-17	2011-05-20
71 DRESSER RAND GROUP INC		2010-10-29	2011-05-20
48 DRIL QUIP INC		2010-06-29	2011-05-20
345 EXFO INC		2011-05-10	2011-05-20
223 EXPRESS SCRIPTS INC-CL A		2011-04-05	2011-05-20
249 FMC TECHNOLOGIES INC		2005-11-16	2011-05-20
33 FACTSET RESEARCH SYSTEMS INC		2009-04-15	2011-05-20
190 FLUOR CORP NEW COM		2011-03-07	2011-05-20
253 GAMESTOP CORP CL A		2011-04-12	2011-05-20
183 GEN PROBE INC		2011-03-22	2011-05-20
182 GLOBAL PMTS INC COM W/RIGHTS ATTACHED EXP 1/26/2011		2011-03-08	2011-05-20
30 GOOGLE INC CL A		2011-05-05	2011-05-20
163 GRACO INC		2010-08-04	2011-05-20
185 HARMAN INTERNATIONAL		2009-04-15	2011-05-20
68 HUGHES COMMUNICATIONS INC		2011-01-24	2011-05-20
183 IDEX CORP		2009-04-16	2011-05-20
124 IDEXX LABORATORIES CORP		2009-03-17	2011-05-20
79 IDEXX LABORATORIES CORP		2009-04-15	2011-05-20
134 INFORMATICA CORP		2009-07-29	2011-05-20
90 INTERACTIVE INTELLIGENCE INC		2011-02-17	2011-05-20
374 INTERLINE BRANDS INC		2011-04-19	2011-05-20

Form 990PF Part IV - Capital Gains and Losses for Tax on Investment Income - Columns a - d

(a) List and describe the kind(s) of property sold (e g , real estate, 2-story brick warehouse, or common stock, 200 shs MLC Co )	(b) How acquired P—Purchase D—Donation	(c) Date acquired (mo , day, yr )	(d) Date sold (mo , day, yr )
213 INTRALINKS HOLDINGS INC		2011-05-13	2011-05-20
32 INTUITIVE SURGICAL INC		2010-11-30	2011-05-20
404 KNIGHT TRANSN INC		2011-03-23	2011-05-20
42 KNOLOGY INC		2009-09-17	2011-05-20
495 KNOLOGY INC		2011-03-08	2011-05-20
133 MSC INDL DIRECT CO INC CL A		2010-05-28	2011-05-20
140 MASIMO CORP		2009-11-17	2011-05-20
39 MASTERCARD INC		2008-09-25	2011-05-20
165 MEAD JOHNSON NUTRITION CO		2010-12-07	2011-05-20
161 MICROSEMI CORP		2011-04-21	2011-05-20
237 MOMENTA PHARMACEUTICALS INC		2011-03-09	2011-05-20
146 NATIONAL CINEMEDIA INC		2010-09-09	2011-05-20
199 NATIONAL INSTRS CORP		2011-05-03	2011-05-20
183 NETAPP INC		2008-06-30	2011-05-20
41 OCEANEERING INTERNATIONAL INC		2009-04-15	2011-05-20
168 ORBITZ WORLDWIDE INC		2009-04-15	2011-05-20
280 PEGASYSTEMS INC		2010-08-11	2011-05-20
97 POLYCOM INC		2009-10-27	2011-05-20
248 QUALCOMM CORP		2009-09-23	2011-05-20
158 RIGHT NOW TECHNOLOGIES INC		2010-02-05	2011-05-20
264 ROADRUNNER TRANSPORTATION SY		2011-02-18	2011-05-20
95 ROCKWOOD HLDGS INC		2009-04-15	2011-05-20
136 ROPER INDUSTRIES INC NEW		2008-10-15	2011-05-20
115 SXC HEALTH SOLUTIONS CORP		2010-12-27	2011-05-20
48 SALESFORCE COM INC		2009-02-12	2011-05-20
174 HENRY SCHEIN INC		2009-04-16	2011-05-20
132 SCHLUMBERGER LTD		2002-12-09	2011-05-20
595 CHARLES SCHWAB CORP		2008-07-01	2011-05-20
222 SEATTLE GENETICS INC /WA		2010-08-19	2011-05-20
86 SOTHEBYS HOLDINGS INC-CL A LTD VTG		2010-06-04	2011-05-20



Form 990PF Part IV - Capital Gains and Losses for Tax on Investment Income - Columns a - d

(a) List and describe the kind(s) of property sold (e g , real estate, 2-story brick warehouse, or common stock, 200 shs MLC Co )	(b) How acquired P—Purchase D—Donation	(c) Date acquired (mo , day, yr )	(d) Date sold (mo , day, yr )
118 STERICYCLE INC		2010-02-03	2011-05-20
102 TITAN MACHY INC		2009-07-27	2011-05-20
67 ULTIMATE SOFTWARE GROUP INC		2010-10-13	2011-05-20
153 UNITED THERAPEUTICS CORP		2011-03-24	2011-05-20
324 URBAN OUTFITTERS INC		2010-05-24	2011-05-20
23 VALMONT INDS INC		2010-10-08	2011-05-20
111 VITAMIN SHOPPE INC		2011-02-17	2011-05-20
134 VOLCANO CORP		2010-05-04	2011-05-20
305 VOLTERRA SEMICONDUCTOR CORP		2010-09-09	2011-05-20
226 WASTE CONNECTIONS INC		2009-04-16	2011-05-20
369 WORLD FUEL SVCS CORP		2011-02-02	2011-05-20
215 ACCENTURE PLC CL A		2007-11-29	2011-05-20
388 GENPACT LIMITED		2010-05-28	2011-05-20
194 GENPACT LIMITED		2010-04-06	2011-05-20
266 GENPACT LIMITED		2010-06-02	2011-05-20
366 U T I WORLDWIDE INC		2009-04-15	2011-05-20
100 SENSATA TECHNOLOGIES HOLDING		2010-09-17	2011-05-20
1205 NORTH AMERICAN ENERGY PARTNERS INC		2011-02-25	2011-05-23
356874 U S TREASURY I P S 1 125% 1/15/21		2011-05-03	2011-05-23
353458 U S TREASURY I P S 0 125% 4/15/16		2011-05-02	2011-05-23
124 BLUE NILE INC		2010-05-27	2011-05-24
490 NORTH AMERICAN ENERGY PARTNERS INC		2011-02-25	2011-05-24
996 ORBITZ WORLDWIDE INC		2009-04-15	2011-05-24
340 BLUE NILE INC		2010-07-09	2011-05-25
159 9 FNMA POOL #254089 6 000% DUE 11/01/16		2001-11-20	2011-05-25
6007 96 F N M A #256752 6 000% 6/01/27		2008-02-07	2011-05-25
2754 92 F N M A #257048 6 000% 1/01/28		2007-12-18	2011-05-25
49 08 FNMA POOL 539082 7 000% DUE 08/01/28		2001-05-11	2011-05-25
14 88 FNMA POOL #580952 DTD 05/01/01 7 000% DUE 05/01/31		2001-07-27	2011-05-25
40 03 FNMA POOL #628837 6 500% DUE 03/01/32		2002-03-05	2011-05-25

Form 990PF Part IV - Capital Gains and Losses for Tax on Investment Income - Columns a - d

(a) List and describe the kind(s) of property sold (e g , real estate, 2-story brick warehouse, or common stock, 200 shs MLC Co )	(b) How acquired P—Purchase D—Donation	(c) Date acquired (mo , day, yr )	(d) Date sold (mo , day, yr )
2868 22 F N M A #AH3431 3 500% 1/01/26		2011-01-20	2011-05-25
4121 04 F N M A #831413 5 500% 4/01/36		2006-04-06	2011-05-25
245 28 F N M A #909932 6 000% 3/01/37		2007-02-05	2011-05-25
815 53 F N M A #AA8753 5 000% 6/01/39		2009-09-18	2011-05-25
3779 31 F N M A #AC4824 3 583% 10/01/39		2010-10-01	2011-05-25
4686 05 F N M A #MA0073 4 500% 5/01/29		2011-03-17	2011-05-25
5570 31 F N M A #AD3772 4 000% 3/01/25		2010-10-26	2011-05-25
131 NORTH AMERICAN ENERGY PARTNERS INC		2011-02-22	2011-05-25
975 ORBITZ WORLDWIDE INC		2009-04-15	2011-05-25
97 BLUE NILE INC		2010-07-09	2011-05-26
870 MCCORMICK & CO INC (NON-VOTING)		2010-04-16	2011-05-26
878 ORBITZ WORLDWIDE INC		2009-04-15	2011-05-26
250 HUGHES COMMUNICATIONS INC		2011-01-24	2011-06-01
883 HUGHES COMMUNICATIONS INC		2011-01-21	2011-06-01
280 ANN INC		2011-02-22	2011-06-02
2000 NORTH AMERICAN ENERGY PARTNERS INC		2011-02-22	2011-06-02
320 NORTHROP GRUMMAN CORP		2010-02-05	2011-06-02
375 ACCENTURE PLC CL A		2009-03-09	2011-06-02
659 NORTH AMERICAN ENERGY PARTNERS INC		2011-02-22	2011-06-03
1745 NORTH AMERICAN ENERGY PARTNERS INC		2011-02-18	2011-06-06
4 GEN PROBE INC		2011-03-22	2011-06-08
43 GEN PROBE INC		2011-03-22	2011-06-08
765 HUGHES COMMUNICATIONS INC		2011-02-25	2011-06-08
80 GEN PROBE INC		2011-03-22	2011-06-09
373 GRACO INC		2010-08-04	2011-06-09
156 MOMENTA PHARMACEUTICALS INC		2011-03-09	2011-06-09
465 THE BRINKS CO		2011-02-18	2011-06-10
95 DST SYSTEMS INC-DEL		2011-02-18	2011-06-10
124 GEN PROBE INC		2011-03-22	2011-06-10
227 GRACO INC		2010-07-27	2011-06-10

Form 990PF Part IV - Capital Gains and Losses for Tax on Investment Income - Columns a - d

(a) List and describe the kind(s) of property sold (e g , real estate, 2-story brick warehouse, or common stock, 200 shs MLC Co )	(b) How acquired P—Purchase D—Donation	(c) Date acquired (mo , day, yr )	(d) Date sold (mo , day, yr )
968 MOMENTA PHARMACEUTICALS INC		2011-03-09	2011-06-10
185 SENSATA TECHNOLOGIES HOLDING		2011-02-22	2011-06-10
1238 ABB LTD SPON ADR		2009-09-25	2011-06-13
475 AIR PRODUCTS & CHEMICALS INC		2010-05-25	2011-06-13
397 DANAHER CORP		2008-03-18	2011-06-13
112 MASTERCARD INC		2008-09-25	2011-06-13
668 QUALCOMM CORP		2009-10-02	2011-06-13
142 V F CORP		2010-11-03	2011-06-13
1269 AIR PRODUCTS & CHEMICALS INC		2009-01-15	2011-06-14
100000 AMERICA MOVIL SA DE 5 500% 3/01/14		2005-06-30	2011-06-14
1045 EXXON MOBIL CORP		2010-05-28	2011-06-14
500000 F H L B DEB 3 125% 12/13/13		2009-12-30	2011-06-14
179998 79 F N M A #909932 6 000% 3/01/37		2007-02-05	2011-06-14
625 HORIZON TECHNOLOGY FIN CORP		2011-02-18	2011-06-14
100000 ICI WILMINGTON 5 625% 12/01/13		2010-03-05	2011-06-14
225 IMMUCOR INC		2011-02-18	2011-06-14
255 LSB INDS INC		2011-02-22	2011-06-14
580 U T I WORLDWIDE INC		2011-02-18	2011-06-14
526 AIR PRODUCTS & CHEMICALS INC		2009-02-25	2011-06-15
3360 32 F H L M C GD G11649 4 500% 2/01/20		2005-02-23	2011-06-15
61 87 F H L M C #1J0203 2 780% 4/01/35		2005-05-12	2011-06-15
4908 44 F H L M C GD G13876 4 000% 7/01/25		2010-12-07	2011-06-15
2077 6 F H L M C GD C90993 5 500% 10/01/26		2007-08-27	2011-06-15
1345 24 F H L M C GD J09470 4 500% 4/01/24		2010-08-13	2011-06-15
1659 41 F H L M C MLTCL MTG 5 500% 3/15/16		2006-05-08	2011-06-15
3193 89 G N M A #604002 5 500% 2/15/33		2003-05-28	2011-06-15
8 63 GNMA POOL #571166 DTD 08/01/01 7 000% DUE 08/15/31		2001-08-28	2011-06-15
570 AIR PRODUCTS & CHEMICALS INC		2009-02-25	2011-06-16
244 SEATTLE GENETICS INC /WA		2010-08-19	2011-06-16
833 SEATTLE GENETICS INC /WA		2009-05-21	2011-06-16

Form 990PF Part IV - Capital Gains and Losses for Tax on Investment Income - Columns a - d

(a) List and describe the kind(s) of property sold (e g , real estate, 2-story brick warehouse, or common stock, 200 shs MLC Co )	(b) How acquired P—Purchase D—Donation	(c) Date acquired (mo , day, yr )	(d) Date sold (mo , day, yr )
540 AMERICAN EQUITY INVT LIFE HL		2011-05-12	2011-06-17
1005 AMERICAN EQUITY INVT LIFE HL		2011-05-12	2011-06-20
750 ACCENTURE PLC CL A		2009-03-09	2011-06-20
1177 AIR PRODUCTS & CHEMICALS INC		2010-12-21	2011-06-21
212 INFORMATICA CORP		2009-07-29	2011-06-21
290 POLYCOM INC		2009-10-27	2011-06-21
318 TITAN MACHY INC		2009-09-01	2011-06-21
1875 TOWER BANCORP INC		2011-04-01	2011-06-21
415 ACCENTURE PLC CL A		2009-03-09	2011-06-21
635 NORTHROP GRUMMAN CORP		2010-02-05	2011-06-22
1040 WALGREEN CO		2011-03-22	2011-06-22
70 WALGREEN CO		2010-11-30	2011-06-22
435 AMERICAN EXPRESS CO		2008-11-24	2011-06-23
15 DAVITA INC		2008-01-14	2011-06-23
149 DAVITA INC		2011-02-28	2011-06-23
285 ROPER INDUSTRIES INC NEW		2008-10-15	2011-06-23
162 STERICYCLE INC		2010-02-03	2011-06-23
78 DAVITA INC		2008-01-14	2011-06-24
102 DAVITA INC		2007-12-13	2011-06-24
17 ROPER INDUSTRIES INC NEW		2008-10-15	2011-06-24
137 STERICYCLE INC		2010-02-03	2011-06-24
275 ACCENTURE PLC CL A		2009-03-09	2011-06-24
165 31 FNMA POOL #254089 6 000% DUE 11/01/16		2001-11-20	2011-06-25
4533 31 F N M A #256752 6 000% 6/01/27		2008-02-07	2011-06-25
3576 56 F N M A #257048 6 000% 1/01/28		2007-12-18	2011-06-25
49 4 FNMA POOL 539082 7 000% DUE 08/01/28		2001-05-11	2011-06-25
14 97 FNMA POOL #580952 DTD 05/01/01 7 000% DUE 05/01/31		2001-07-27	2011-06-25
40 26 FNMA POOL #628837 6 500% DUE 03/01/32		2002-03-05	2011-06-25
3045 55 F N M A #AH3431 3 500% 1/01/26		2011-01-20	2011-06-25
4289 24 F N M A #831413 5 500% 4/01/36		2006-04-06	2011-06-25

Form 990PF Part IV - Capital Gains and Losses for Tax on Investment Income - Columns a - d

(a) List and describe the kind(s) of property sold (e g , real estate, 2-story brick warehouse, or common stock, 200 shs MLC Co )	(b) How acquired P—Purchase D—Donation	(c) Date acquired (mo , day, yr )	(d) Date sold (mo , day, yr )
241 99 F N M A #909932 6 000% 3/01/37		2007-02-05	2011-06-25
981 95 F N M A #AA8753 5 000% 6/01/39		2009-09-18	2011-06-25
5208 52 F N M A #AC4824 3 583% 10/01/39		2010-10-01	2011-06-25
4845 22 F N M A #MA0073 4 500% 5/01/29		2011-03-17	2011-06-25
5389 22 F N M A #AD3772 4 000% 3/01/25		2010-10-26	2011-06-25
220 ANN INC		2011-02-22	2011-06-27
205 LSB INDS INC		2011-02-22	2011-06-27
595 TOWER BANCORP INC		2011-04-01	2011-06-27
550 U T I WORLDWIDE INC		2011-02-22	2011-06-27
20 TITAN MACHY INC		2009-09-01	2011-06-28
45 TITAN MACHY INC		2009-09-01	2011-06-28
2190 ACCENTURE PLC CL A		2009-04-21	2011-06-28
811 ACCENTURE PLC CL A		2008-02-20	2011-06-28
202 TITAN MACHY INC		2009-09-01	2011-06-29
125 00357 GFI GROUP INC		2011-02-18	2011-06-30
324 99643 GFI GROUP INC		2011-02-18	2011-06-30
420 U T I WORLDWIDE INC		2011-02-23	2011-06-30
283 COVANCE INC		2010-12-09	2011-07-05
459 POLYCOM INC		2009-10-27	2011-07-05
213 HENRY SCHEIN INC		2009-04-16	2011-07-05
59 TITAN MACHY INC		2009-07-24	2011-07-05
143 TITAN MACHY INC		2009-07-24	2011-07-05
178 UNITED THERAPEUTICS CORP		2010-04-22	2011-07-05
285 UNITED THERAPEUTICS CORP		2011-03-24	2011-07-05
128 VITAMIN SHOPPE INC		2011-02-24	2011-07-05
182 VITAMIN SHOPPE INC		2011-02-24	2011-07-05
127 TITAN MACHY INC		2009-11-17	2011-07-06
89 TITAN MACHY INC		2009-11-17	2011-07-07
312 NORDSTROM INC		2010-12-21	2011-07-08
325 NORTHROP GRUMMAN CORP		2010-01-29	2011-07-08

Form 990PF Part IV - Capital Gains and Losses for Tax on Investment Income - Columns a - d

(a) List and describe the kind(s) of property sold (e g , real estate, 2-story brick warehouse, or common stock, 200 shs MLC Co )	(b) How acquired P—Purchase D—Donation	(c) Date acquired (mo , day, yr )	(d) Date sold (mo , day, yr )
90 TITAN MACHY INC		2009-11-17	2011-07-08
159 V F CORP		2010-11-03	2011-07-08
1265 ABB LTD SPON ADR		2009-09-25	2011-07-11
512 AMPHENOL CORP - CL A		2010-04-20	2011-07-11
175 ANSYS INC		2011-01-18	2011-07-11
273 ANSYS INC		2010-12-31	2011-07-11
85 APPLE COMPUTER INC		2008-10-08	2011-07-11
53 APPLE COMPUTER INC		2011-06-13	2011-07-11
767 BANK OF NEW YORK MELLON CORP		2010-03-02	2011-07-11
688 CANADIAN NATURAL RESOURCES LTD		2011-06-23	2011-07-11
9 CANADIAN NATURAL RESOURCES LTD		2009-04-21	2011-07-11
345 CITRIX SYSTEMS INC		2008-07-24	2011-07-11
501 COACH INC		2008-10-17	2011-07-11
298 COGNIZANT TECH SOLUTIONS CRP COM		2011-06-28	2011-07-11
100 COGNIZANT TECH SOLUTIONS CRP COM		2008-12-05	2011-07-11
366 COSTCO WHOLESALE CORPORATION		2009-06-23	2011-07-11
568 COVANCE INC		2009-04-29	2011-07-11
471 DANAHER CORP		2008-03-18	2011-07-11
305 DAVITA INC		2007-12-13	2011-07-11
534 0004 EXPRESS SCRIPTS INC-CL A		2011-03-02	2011-07-11
80 9996 EXPRESS SCRIPTS INC-CL A		2011-04-05	2011-07-11
781 FMC TECHNOLOGIES INC		2011-06-23	2011-07-11
337 99937 FLUOR CORP NEW COM		2011-06-13	2011-07-11
233 00063 FLUOR CORP NEW COM		2011-03-07	2011-07-11
82 GOOGLE INC CL A		2011-05-05	2011-07-11
285 GRACO INC		2010-07-27	2011-07-11
343 IDEXX LABORATORIES CORP		2009-03-17	2011-07-11
218 INFORMATICA CORP		2009-09-01	2011-07-11
91 INTUITIVE SURGICAL INC		2010-11-30	2011-07-11
97 MASTERCARD INC		2008-09-29	2011-07-11

Form 990PF Part IV - Capital Gains and Losses for Tax on Investment Income - Columns a - d

(a) List and describe the kind(s) of property sold (e g , real estate, 2-story brick warehouse, or common stock, 200 shs MLC Co )	(b) How acquired P—Purchase D—Donation	(c) Date acquired (mo , day, yr )	(d) Date sold (mo , day, yr )
452 MEAD JOHNSON NUTRITION CO		2010-12-07	2011-07-11
172 00088 NATIONAL INSTRS CORP		2011-05-03	2011-07-11
561 99912 NATIONAL INSTRS CORP		2011-05-03	2011-07-11
503 NETAPP INC		2008-06-30	2011-07-11
227 PEGASYSTEMS INC		2010-08-13	2011-07-11
616 QUALCOMM CORP		2009-10-02	2011-07-11
346 ROPER INDUSTRIES INC NEW		2008-10-15	2011-07-11
132 SALESFORCE COM INC		2009-02-12	2011-07-11
267 SCHLUMBERGER LTD		2011-06-23	2011-07-11
123 SCHLUMBERGER LTD		2002-12-09	2011-07-11
1640 CHARLES SCHWAB CORP		2008-04-17	2011-07-11
297 STERICYCLE INC		2010-02-03	2011-07-11
893 URBAN OUTFITTERS INC		2010-05-25	2011-07-11
513 ACCENTURE PLC CL A		2008-02-20	2011-07-11
1269 GENPACT LIMITED		2010-04-01	2011-07-11
65 PEGASYSTEMS INC		2010-08-13	2011-07-12
95 CASEYS GEN STORES INC		2011-02-18	2011-07-13
690 CYPRESS SHARPRIDGE INVESTMENTS INC		2009-10-12	2011-07-13
180 CYPRESS SHARPRIDGE INVESTMENTS INC		2010-10-21	2011-07-13
365 IMMUCOR INC		2011-02-22	2011-07-13
177 TITAN MACHY INC		2009-11-17	2011-07-13
235 HELEN OF TROY CORP LTD		2011-02-18	2011-07-13
303 U T I WORLDWIDE INC		2011-02-23	2011-07-13
64 APPLE COMPUTER INC		2008-10-08	2011-07-14
157 GLOBAL PMTS INC COM W/RIGHTS ATTACHED EXP 1/26/2011		2010-12-09	2011-07-14
145 GLOBAL PMTS INC COM W/RIGHTS ATTACHED EXP 1/26/2011		2011-03-08	2011-07-14
246 INFORMATICA CORP		2009-09-01	2011-07-14
213 MSC INDL DIRECT CO INC CL A		2010-05-28	2011-07-14
203 HENRY SCHEIN INC		2009-04-16	2011-07-14
200 TITAN MACHY INC		2009-11-17	2011-07-14

Form 990PF Part IV - Capital Gains and Losses for Tax on Investment Income - Columns a - d

(a) List and describe the kind(s) of property sold (e g , real estate, 2-story brick warehouse, or common stock, 200 shs MLC Co )	(b) How acquired P—Purchase D—Donation	(c) Date acquired (mo , day, yr )	(d) Date sold (mo , day, yr )
435 WASTE CONNECTIONS INC		2009-04-16	2011-07-14
4271 32 F H L M C GD G11649 4 500% 2/01/20		2005-02-23	2011-07-15
67 9 F H L M C #1J0203 2 780% 4/01/35		2005-05-12	2011-07-15
8530 4 F H L M C GD G13876 4 000% 7/01/25		2010-12-07	2011-07-15
2334 31 F H L M C GD C90993 5 500% 10/01/26		2007-08-27	2011-07-15
8279 49 F H L M C GD J09470 4 500% 4/01/24		2010-08-13	2011-07-15
1667 01 F H L M C MLTCL MTG 5 500% 3/15/16		2006-05-08	2011-07-15
326 08 G N M A #604002 5 500% 2/15/33		2003-05-28	2011-07-15
7 27 GNMA POOL #571166 DTD 08/01/01 7 000% DUE 08/15/31		2001-08-28	2011-07-15
258 TITAN MACHY INC		2009-11-17	2011-07-15
732 U T I WORLDWIDE INC		2011-02-25	2011-07-15
75000 ARROWELEC INC 6 875% 7/01/13		2010-05-17	2011-07-18
921 ANN INC		2011-06-03	2011-07-20
287 ANN INC		2010-05-28	2011-07-20
38 GFI GROUP INC		2011-02-18	2011-07-20
380 IMMUCOR INC		2011-02-22	2011-07-20
1233 GFI GROUP INC		2011-02-18	2011-07-21
753 POLYCOM INC		2009-10-27	2011-07-21
1045 WALGREEN CO		2010-11-30	2011-07-21
405 GFI GROUP INC		2011-02-18	2011-07-22
106 GLOBAL PMTS INC COM W/RIGHTS ATTACHED EXP 1/26/2011		2010-12-09	2011-07-22
68 GLOBAL PMTS INC COM W/RIGHTS ATTACHED EXP 1/26/2011		2010-12-09	2011-07-22
76 GLOBAL PMTS INC COM W/RIGHTS ATTACHED EXP 1/26/2011		2009-04-16	2011-07-22
301 GLOBAL PMTS INC COM W/RIGHTS ATTACHED EXP 1/26/2011		2009-04-16	2011-07-22
640 GLOBAL PMTS INC COM W/RIGHTS ATTACHED EXP 1/26/2011		2009-04-15	2011-07-22
367 GLOBAL PMTS INC COM W/RIGHTS ATTACHED EXP 1/26/2011		2009-04-15	2011-07-22
1638 POLYCOM INC		2009-10-27	2011-07-22
250 TOWER BANCORP INC		2011-02-23	2011-07-22
167 DRESSER RAND GROUP INC		2010-10-29	2011-07-25
136 34 FNMA POOL #254089 6 000% DUE 11/01/16		2001-11-20	2011-07-25



Form 990PF Part IV - Capital Gains and Losses for Tax on Investment Income - Columns a - d

(a) List and describe the kind(s) of property sold (e g , real estate, 2-story brick warehouse, or common stock, 200 shs MLC Co )	(b) How acquired P—Purchase D—Donation	(c) Date acquired (mo , day, yr )	(d) Date sold (mo , day, yr )
4099 14 F N M A #256752 6 000% 6/01/27		2008-02-07	2011-07-25
2355 74 F N M A #257048 6 000% 1/01/28		2007-12-18	2011-07-25
49 71 FNMA POOL 539082 7 000% DUE 08/01/28		2001-05-11	2011-07-25
15 06 FNMA POOL #580952 DTD 05/01/01 7 000% DUE 05/01/31		2001-07-27	2011-07-25
40 49 FNMA POOL #628837 6 500% DUE 03/01/32		2002-03-05	2011-07-25
3663 77 F N M A #AH3431 3 500% 1/01/26		2011-01-20	2011-07-25
8242 F N M A #AI1170 5 000% 4/01/41		2011-06-07	2011-07-25
2498 96 F N M A #831413 5 500% 4/01/36		2006-04-06	2011-07-25
684 24 F N M A #AA8753 5 000% 6/01/39		2009-09-18	2011-07-25
5519 61 F N M A #AC4824 3 583% 10/01/39		2010-10-01	2011-07-25
8352 36 F N M A #MA0073 4 500% 5/01/29		2011-03-17	2011-07-25
9555 81 F N M A #AD3772 4 000% 3/01/25		2010-10-26	2011-07-25
439 GFI GROUP INC		2011-02-18	2011-07-25
128 SXC HEALTH SOLUTIONS CORP		2010-12-27	2011-07-25
487 VOLCANO CORP		2010-05-04	2011-07-25
3 GFI GROUP INC		2011-02-18	2011-07-26
1190 NORTHROP GRUMMAN CORP		2010-01-29	2011-07-26
17445 388 SCOUT INTERNATIONAL FUND		2011-03-28	2011-07-26
5558 471 SCOUT INTERNATIONAL FUND		2010-06-15	2011-07-26
156 TOWER BANCORP INC		2011-02-22	2011-07-26
180 ANN INC		2011-02-18	2011-07-27
345 CATO CORP CL A		2011-02-25	2011-07-27
1041 DRESSER RAND GROUP INC		2010-10-29	2011-07-27
317 GFI GROUP INC		2011-02-18	2011-07-27
75 IDEXX LABORATORIES CORP		2009-04-15	2011-07-27
152 IDEXX LABORATORIES CORP		2009-04-15	2011-07-27
1165 IMMUCOR INC		2011-02-25	2011-07-27
101 MSC INDL DIRECT CO INC CL A		2010-05-28	2011-07-27
3410 OWENS ILLINOIS INC NEW		2011-06-15	2011-07-29
PROCEEDS OF LITIGATION FROM QWEST COMMUNICATIONS			2011-07-29

Form 990PF Part IV - Capital Gains and Losses for Tax on Investment Income - Columns a - d

(a) List and describe the kind(s) of property sold (e g , real estate, 2-story brick warehouse, or common stock, 200 shs MLC Co )	(b) How acquired P—Purchase D—Donation	(c) Date acquired (mo , day, yr )	(d) Date sold (mo , day, yr )
PROCEEDS OF LITIGATION FROM QWEST COMMUNICATIONS			2011-07-29
1165 SENSATA TECHNOLOGIES HOLDING		2010-09-17	2011-07-29
403 ANN INC		2010-05-28	2011-08-01
80 ANN INC		2011-01-28	2011-08-01
233 MSC INDL DIRECT CO INC CL A		2010-05-28	2011-08-01
157 TOWER BANCORP INC		2011-02-22	2011-08-01
455 VOLTERRA SEMICONDUCTOR CORP		2010-10-08	2011-08-01
79 SENSATA TECHNOLOGIES HOLDING		2010-09-17	2011-08-01
129 SENSATA TECHNOLOGIES HOLDING		2010-09-17	2011-08-01
328 SENSATA TECHNOLOGIES HOLDING		2010-09-17	2011-08-01
291 ACTUANT CORP CL A NEW		2010-04-13	2011-08-02
101 COVANCE INC		2010-08-03	2011-08-02
116 GRACO INC		2010-07-27	2011-08-02
124 IDEX CORP		2009-04-16	2011-08-02
93 MSC INDL DIRECT CO INC CL A		2010-05-28	2011-08-02
435 MEDTRONIC INC		2010-12-21	2011-08-02
60 MEDTRONIC INC		2010-12-17	2011-08-02
2335 MEDTRONIC INC		2009-07-29	2011-08-02
101 ROCKWOOD HLDGS INC		2009-04-15	2011-08-02
1566 ABB LTD SPON ADR		2009-09-25	2011-08-03
368 ABB LTD SPON ADR		2009-09-25	2011-08-03
67 APPLE COMPUTER INC		2008-10-08	2011-08-03
48 APPLE COMPUTER INC		2008-10-08	2011-08-03
952 BANK OF NEW YORK MELLON CORP		2010-03-02	2011-08-03
26 GOOGLE INC CL A		2011-04-15	2011-08-03
24 GOOGLE INC CL A		2011-04-15	2011-08-03
1050 KRATON PERFORMANCE POLYMERS		2011-02-25	2011-08-03
485 LENNOX INTL INC		2011-06-14	2011-08-03
618 ROCKWOOD HLDGS INC		2009-04-15	2011-08-03
993 KRAFT FOODS INC		2010-12-21	2011-08-04

Form 990PF Part IV - Capital Gains and Losses for Tax on Investment Income - Columns a - d

(a) List and describe the kind(s) of property sold (e g , real estate, 2-story brick warehouse, or common stock, 200 shs MLC Co )	(b) How acquired P—Purchase D—Donation	(c) Date acquired (mo , day, yr )	(d) Date sold (mo , day, yr )
415 KRATON PERFORMANCE POLYMERS		2011-02-18	2011-08-04
275 KRATON PERFORMANCE POLYMERS		2011-02-23	2011-08-04
14 99983 LENNOX INTL INC		2011-06-14	2011-08-04
280 00017 LENNOX INTL INC		2011-06-14	2011-08-04
410 M C G CAPITAL CORPORATION		2011-02-18	2011-08-04
1180 MEDTRONIC INC		2009-06-05	2011-08-04
156 TOWER BANCORP INC		2011-02-22	2011-08-04
175000 U S TREASURY NT 3 125% 5/15/21		2011-05-23	2011-08-04
67 00008 AMERICAN SCIENCE & ENGINEERING INC		2011-04-08	2011-08-05
90 99992 AMERICAN SCIENCE & ENGINEERING INC		2011-04-08	2011-08-05
206 ANN INC		2011-01-28	2011-08-05
1848 ANN INC		2010-07-09	2011-08-05
2459 BANK OF NEW YORK MELLON CORP		2010-06-03	2011-08-05
558 BANK OF NEW YORK MELLON CORP		2010-10-18	2011-08-05
3139 BROADRIDGE FINANCIAL SOLUTIONS INC		2010-12-21	2011-08-05
34 9998 LENNOX INTL INC		2011-06-10	2011-08-05
225 0002 LENNOX INTL INC		2011-06-14	2011-08-05
1419 M C G CAPITAL CORPORATION		2011-02-18	2011-08-05
579 MEDTRONIC INC		2009-06-05	2011-08-05
260 NEWSTAR FINANCIAL INC		2011-04-25	2011-08-05
710 NORTHROP GRUMMAN CORP		2010-12-21	2011-08-05
225 BANK OF NEW YORK MELLON CORP		2010-10-18	2011-08-08
2067 BANK OF NEW YORK MELLON CORP		2010-10-18	2011-08-08
725 BANK OF NEW YORK MELLON CORP		2002-07-22	2011-08-08
265 LSB INDS INC		2011-02-22	2011-08-08
290 LENNOX INTL INC		2011-06-10	2011-08-08
2115 MEDTRONIC INC		2009-06-10	2011-08-08
563 TOWER BANCORP INC		2011-03-10	2011-08-08
812 LENNOX INTL INC		2011-06-15	2011-08-09
1351 MEDTRONIC INC		2009-06-10	2011-08-09

Form 990PF Part IV - Capital Gains and Losses for Tax on Investment Income - Columns a - d

(a) List and describe the kind(s) of property sold (e g , real estate, 2-story brick warehouse, or common stock, 200 shs MLC Co )	(b) How acquired P—Purchase D—Donation	(c) Date acquired (mo , day, yr )	(d) Date sold (mo , day, yr )
765 MEDTRONIC INC		2010-08-24	2011-08-09
1360 REDWOOD TR INC		2010-12-21	2011-08-09
PROCEEDS OF LITIGATION FROM QWEST COMMUNICATIONS			2011-08-09
PROCEEDS OF LITIGATION FROM QWEST COMMUNICATIONS			2011-08-09
239 GRACO INC		2010-07-27	2011-08-10
335 IDEX CORP		2009-04-15	2011-08-10
34 INTRALINKS HOLDINGS INC		2011-05-13	2011-08-10
306 99997 INTRALINKS HOLDINGS INC		2011-01-21	2011-08-10
1066 00003 INTRALINKS HOLDINGS INC		2011-05-13	2011-08-10
805 INTRALINKS HOLDINGS INC		2011-01-31	2011-08-10
161 MSC INDL DIRECT CO INC CL A		2010-07-27	2011-08-10
1158 REDWOOD TR INC		2010-12-21	2011-08-10
250000 U S TREAS BD STRIP 11/15/39		2011-03-21	2011-08-10
546 INTRALINKS HOLDINGS INC		2011-05-13	2011-08-11
1 INTRALINKS HOLDINGS INC		2010-12-30	2011-08-11
570 INTRALINKS HOLDINGS INC		2011-01-05	2011-08-11
878 NORTHROP GRUMMAN CORP		2010-11-03	2011-08-11
98 PEGASYSTEMS INC		2010-08-13	2011-08-11
191 PEGASYSTEMS INC		2010-08-13	2011-08-11
250 INTRALINKS HOLDINGS INC		2011-06-21	2011-08-12
620 INTRALINKS HOLDINGS INC		2010-12-31	2011-08-12
1972 REDWOOD TR INC		2010-11-03	2011-08-12
3178 02 F H L M C GD G11649 4 500% 2/01/20		2005-02-23	2011-08-15
62 37 F H L M C #1J0203 2 780% 4/01/35		2005-05-12	2011-08-15
10850 47 F H L M C GD G13876 4 000% 7/01/25		2010-12-07	2011-08-15
3301 77 F H L M C GD C90993 5 500% 10/01/26		2007-08-27	2011-08-15
3783 18 F H L M C GD J09470 4 500% 4/01/24		2010-08-13	2011-08-15
1674 65 F H L M C MLTCL MTG 5 500% 3/15/16		2006-05-08	2011-08-15
315 29 G N M A #604002 5 500% 2/15/33		2003-05-28	2011-08-15
8 73 GNMA POOL #571166 DTD 08/01/01 7 000% DUE 08/15/31		2001-08-28	2011-08-15

Form 990PF Part IV - Capital Gains and Losses for Tax on Investment Income - Columns a - d

(a) List and describe the kind(s) of property sold (e g , real estate, 2-story brick warehouse, or common stock, 200 shs MLC Co )	(b) How acquired P—Purchase D—Donation	(c) Date acquired (mo , day, yr )	(d) Date sold (mo , day, yr )
1937 REDWOOD TR INC		2010-11-03	2011-08-15
2210 GFI GROUP INC		2011-02-22	2011-08-17
1930 BANK OF NEWYORK MELLON CORP		2009-10-23	2011-08-18
3485 CISCO SYSTEMS		2010-06-30	2011-08-18
475 DELL INC		2009-09-25	2011-08-18
1280 DELL INC		2011-03-30	2011-08-18
739 LENNOX INTL INC		2011-06-14	2011-08-18
83 MASTERCARD INC		2008-09-29	2011-08-18
265 CA INC		2010-09-28	2011-08-19
915 CA INC		2011-01-26	2011-08-19
775 CA INC		2010-06-30	2011-08-19
589 COMMVault SYSTEMS INC		2011-01-05	2011-08-19
664 INFORMATICA CORP		2009-07-24	2011-08-19
3836 LENNOX INTL INC		2011-07-29	2011-08-19
314 MEAD JOHNSON NUTRITION CO		2010-12-07	2011-08-19
130 PEGASYSTEMS INC		2010-08-13	2011-08-19
379 PEGASYSTEMS INC		2010-08-20	2011-08-19
991 RIGHT NOW TECHNOLOGIES INC		2010-02-05	2011-08-19
100000 U S TREASURY NOTE 4 250% 8/15/15		2010-11-05	2011-08-19
60 PEGASYSTEMS INC		2010-08-20	2011-08-22
6140 BANK OF NEWYORK MELLON CORP		2009-10-28	2011-08-23
1575 BANK OF NEWYORK MELLON CORP		2010-09-28	2011-08-23
1825 URBAN OUTFITTERS INC		2010-05-25	2011-08-23
626186 02 F N M A #AI1170 5 000% 4/01/41		2011-06-07	2011-08-24
865 NEWSTAR FINANCIAL INC		2011-04-21	2011-08-24
1571 URBAN OUTFITTERS INC		2010-05-25	2011-08-24
181 URBAN OUTFITTERS INC		2010-05-25	2011-08-24
1665 URBAN OUTFITTERS INC		2010-08-05	2011-08-24
635 URBAN OUTFITTERS INC		2010-09-29	2011-08-24
181 44 FNMA POOL #254089 6 000% DUE 11/01/16		2001-11-20	2011-08-25

Form 990PF Part IV - Capital Gains and Losses for Tax on Investment Income - Columns a - d

(a) List and describe the kind(s) of property sold (e g , real estate, 2-story brick warehouse, or common stock, 200 shs MLC Co )	(b) How acquired P—Purchase D—Donation	(c) Date acquired (mo , day, yr )	(d) Date sold (mo , day, yr )
3624 52 F N M A #256752 6 000% 6/01/27		2008-02-07	2011-08-25
4257 59 F N M A #257048 6 000% 1/01/28		2007-12-18	2011-08-25
63 33 FNMA POOL 539082 7 000% DUE 08/01/28		2001-05-11	2011-08-25
15 16 FNMA POOL #580952 DTD 05/01/01 7 000% DUE 05/01/31		2001-07-27	2011-08-25
40 72 FNMA POOL #628837 6 500% DUE 03/01/32		2002-03-05	2011-08-25
3457 74 F N M A #AH3431 3 500% 1/01/26		2011-01-20	2011-08-25
9036 08 F N M A #AI1170 5 000% 4/01/41		2011-06-07	2011-08-25
2914 59 F N M A #831413 5 500% 4/01/36		2006-04-06	2011-08-25
6851 13 F N M A #AA8753 5 000% 6/01/39		2009-09-18	2011-08-25
12150 83 F N M A #AC4824 3 583% 10/01/39		2010-10-01	2011-08-25
11484 85 F N M A #MA0073 4 500% 5/01/29		2011-03-17	2011-08-25
7889 F N M A #AD3772 4 000% 3/01/25		2010-10-26	2011-08-25
1096 URBAN OUTFITTERS INC		2010-08-05	2011-08-25
5 URBAN OUTFITTERS INC		2011-03-08	2011-08-25
1156 URBAN OUTFITTERS INC		2011-03-29	2011-08-25
946 KNIGHT TRANSN INC		2011-03-23	2011-08-26
332 MSC INDL DIRECT CO INC CL A		2010-07-27	2011-08-26
80 MOMENTA PHARMACEUTICALS INC		2011-03-08	2011-08-26
204 MOMENTA PHARMACEUTICALS INC		2011-03-08	2011-08-26
152 MOMENTA PHARMACEUTICALS INC		2011-03-08	2011-08-26
143 NEWSTAR FINANCIAL INC		2011-04-01	2011-08-26
612 SEATTLE GENETICS INC /WA		2009-05-21	2011-08-26
497 SEATTLE GENETICS INC /WA		2009-05-21	2011-08-26
709 99938 TOWER GROUP INC		2011-02-22	2011-08-26
240 00062 TOWER GROUP INC		2011-02-23	2011-08-26
170 U T I WORLDWIDE INC		2011-08-04	2011-08-26
41350 433 IVY GLBL NATURAL RESOURCE I		2010-03-24	2011-08-29
945 KNIGHT TRANSN INC		2011-03-23	2011-08-29
1020 MOMENTA PHARMACEUTICALS INC		2011-03-08	2011-08-29
217 NEWSTAR FINANCIAL INC		2011-03-09	2011-08-29

Form 990PF Part IV - Capital Gains and Losses for Tax on Investment Income - Columns a - d

(a) List and describe the kind(s) of property sold (e g , real estate, 2-story brick warehouse, or common stock, 200 shs MLC Co )	(b) How acquired P—Purchase D—Donation	(c) Date acquired (mo , day, yr )	(d) Date sold (mo , day, yr )
281 SEATTLE GENETICS INC /WA		2009-04-15	2011-08-29
565 TOWER GROUP INC		2011-03-08	2011-08-29
314 V F CORP		2011-02-24	2011-08-29
287 U T I WORLDWIDE INC		2011-08-04	2011-08-29
49 U T I WORLDWIDE INC		2009-04-15	2011-08-29
525 ACE LTD		2009-08-05	2011-08-29
216 NEWSTAR FINANCIAL INC		2011-02-28	2011-08-30
259 U T I WORLDWIDE INC		2009-04-15	2011-08-30
2 IDEXX LABORATORIES CORP		2009-03-17	2011-08-31
161 IDEXX LABORATORIES CORP		2009-03-17	2011-08-31
179 NEWSTAR FINANCIAL INC		2011-02-28	2011-08-31
180 U T I WORLDWIDE INC		2009-04-15	2011-08-31
149 IDEXX LABORATORIES CORP		2008-10-24	2011-09-01
97 NEWSTAR FINANCIAL INC		2011-02-28	2011-09-01
16102 179 SCOUT INTERNATIONAL FUND		2010-06-15	2011-09-02
5 NEWSTAR FINANCIAL INC		2011-02-28	2011-09-08
173 V F CORP		2011-01-27	2011-09-08
125000 HSBC HOLDINGS PLC 5 100% 4/05/21		2011-04-13	2011-09-12
125000 MORGAN STANLEY 6 625% 4/01/18		2011-01-05	2011-09-12
258 NEWSTAR FINANCIAL INC		2011-02-28	2011-09-14
3847 06 F H L M C GD G11649 4 500% 2/01/20		2005-02-23	2011-09-15
61 98 F H L M C #1J0203 2 780% 4/01/35		2005-05-12	2011-09-15
10060 88 F H L M C GD G13876 4 000% 7/01/25		2010-12-07	2011-09-15
3840 54 F H L M C GD C90993 5 500% 10/01/26		2007-08-27	2011-09-15
3635 2 F H L M C GD J09470 4 500% 4/01/24		2010-08-13	2011-09-15
1682 33 F H L M C MLTCL MTG 5 500% 3/15/16		2006-05-08	2011-09-15
306 05 G N M A #604002 5 500% 2/15/33		2003-05-28	2011-09-15
8 79 GNMA POOL #571166 DTD 08/01/01 7 000% DUE 08/15/31		2001-08-28	2011-09-15
375 NEWSTAR FINANCIAL INC		2011-03-01	2011-09-15
330 V F CORP		2011-01-27	2011-09-15

Form 990PF Part IV - Capital Gains and Losses for Tax on Investment Income - Columns a - d

(a) List and describe the kind(s) of property sold (e g , real estate, 2-story brick warehouse, or common stock, 200 shs MLC Co )	(b) How acquired P—Purchase D—Donation	(c) Date acquired (mo , day, yr )	(d) Date sold (mo , day, yr )
123 FMC TECHNOLOGIES INC		2005-11-16	2011-09-16
173 FMC TECHNOLOGIES INC		2011-06-23	2011-09-16
121 FMC TECHNOLOGIES INC		2005-11-16	2011-09-16
210 FMC TECHNOLOGIES INC		2005-11-16	2011-09-16
519 NEWSTAR FINANCIAL INC		2011-05-05	2011-09-16
78 NEWSTAR FINANCIAL INC		2011-05-05	2011-09-19
6 NEWSTAR FINANCIAL INC		2011-05-05	2011-09-20
82 APPLE COMPUTER INC		2008-10-08	2011-09-21
305088 898 FEDERATED A R MS FUND #96 INSTL CL		2010-08-03	2011-09-21
65 NEWSTAR FINANCIAL INC		2011-05-05	2011-09-21
623 ABB LTD SPON ADR		2009-10-02	2011-09-22
78 ABB LTD SPON ADR		2009-10-02	2011-09-22
721 ABB LTD SPON ADR		2009-10-02	2011-09-22
5 INTUITIVE SURGICAL INC		2010-11-30	2011-09-22
54 INTUITIVE SURGICAL INC		2009-02-27	2011-09-22
125 STERICYCLE INC		2011-08-03	2011-09-22
255 TOWER BANCORP INC		2011-04-28	2011-09-22
1013 GENPACT LIMITED		2010-04-01	2011-09-22
687 DEXCOM INC		2009-06-17	2011-09-23
143 IDEXX LABORATORIES CORP		2009-04-15	2011-09-23
387 HENRY SCHEIN INC		2009-04-16	2011-09-23
509 SEATTLE GENETICS INC /WA		2009-04-15	2011-09-23
374 SEATTLE GENETICS INC /WA		2009-04-15	2011-09-23
37 STERICYCLE INC		2011-08-03	2011-09-23
83 TOWER BANCORP INC		2011-04-28	2011-09-23
441 GENPACT LIMITED		2010-04-01	2011-09-23
150 HELEN OF TROY CORP LTD		2011-02-18	2011-09-23
229 39 FNMA POOL #254089 6 000% DUE 11/01/16		2001-11-20	2011-09-25
5464 4 F N M A #256752 6 000% 6/01/27		2008-02-07	2011-09-25
3271 68 F N M A #257048 6 000% 1/01/28		2007-12-18	2011-09-25



Form 990PF Part IV - Capital Gains and Losses for Tax on Investment Income - Columns a - d

(a) List and describe the kind(s) of property sold (e g , real estate, 2-story brick warehouse, or common stock, 200 shs MLC Co )	(b) How acquired P—Purchase D—Donation	(c) Date acquired (mo , day, yr )	(d) Date sold (mo , day, yr )
41 76 FNMA POOL 539082 7 000% DUE 08/01/28		2001-05-11	2011-09-25
15 24 FNMA POOL #580952 DTD 05/01/01 7 000% DUE 05/01/31		2001-07-27	2011-09-25
40 96 FNMA POOL #628837 6 500% DUE 03/01/32		2002-03-05	2011-09-25
4505 58 F N M A #AH3431 3 500% 1/01/26		2011-01-20	2011-09-25
2519 59 F N M A #AH6783 4 000% 3/01/41		2011-08-24	2011-09-25
4457 91 F N M A #831413 5 500% 4/01/36		2006-04-06	2011-09-25
6681 72 F N M A #AA8753 5 000% 6/01/39		2009-09-18	2011-09-25
7776 78 F N M A #AC4824 3 583% 10/01/39		2010-10-01	2011-09-25
12745 78 F N M A #MA0073 4 500% 5/01/29		2011-03-17	2011-09-25
10712 69 F N M A #AD3772 4 000% 3/01/25		2010-10-26	2011-09-25
262 DEXCOM INC		2009-06-17	2011-09-26
164 SEATTLE GENETICS INC /WA		2009-04-15	2011-09-26
292 TOWER BANCORP INC		2011-05-20	2011-09-26
599 UNITED THERAPEUTICS CORP		2010-10-27	2011-09-26
1547 UNITED THERAPEUTICS CORP		2010-09-09	2011-09-26
485 00069 AMERICAN GREETINGS CORP CL A		2011-07-13	2011-09-27
174 99931 AMERICAN GREETINGS CORP CL A		2011-02-18	2011-09-27
407 DEXCOM INC		2009-06-17	2011-09-27
404 NEWSTAR FINANCIAL INC		2011-05-12	2011-09-27
425 SEATTLE GENETICS INC /WA		2009-04-15	2011-09-27
365 AMERICAN GREETINGS CORP CL A		2011-02-18	2011-09-28
158 TOWER BANCORP INC		2011-05-17	2011-09-29
938 V F CORP		2011-01-28	2011-09-30
1105 DIAMOND OFFSHORE DRILLING		2010-12-21	2011-10-03
1334 MOMENTA PHARMACEUTICALS INC		2011-03-08	2011-10-03
38 APPLE COMPUTER INC		2008-10-08	2011-10-04
111 MOMENTA PHARMACEUTICALS INC		2011-03-07	2011-10-04
328 NEWSTAR FINANCIAL INC		2011-05-12	2011-10-04
268 NEWSTAR FINANCIAL INC		2011-02-25	2011-10-05
1416 ACTUANT CORP CL A NEW		2010-04-13	2011-10-06

Form 990PF Part IV - Capital Gains and Losses for Tax on Investment Income - Columns a - d

(a) List and describe the kind(s) of property sold (e g , real estate, 2-story brick warehouse, or common stock, 200 shs MLC Co )	(b) How acquired P—Purchase D—Donation	(c) Date acquired (mo , day, yr )	(d) Date sold (mo , day, yr )
410 AMERIGROUP CORP		2011-03-08	2011-10-06
30 APPLE COMPUTER INC		2008-10-08	2011-10-06
31 APPLE COMPUTER INC		2008-10-08	2011-10-06
15 LINDSAY CORPORATION		2011-06-16	2011-10-06
185 LINDSAY CORPORATION		2011-06-16	2011-10-06
322 NEWSTAR FINANCIAL INC		2011-03-10	2011-10-06
293 RIGHT NOW TECHNOLOGIES INC		2010-02-05	2011-10-06
762 WASTE CONNECTIONS INC		2009-04-16	2011-10-06
590 HELEN OF TROY CORP LTD		2011-02-25	2011-10-06
192 LINDSAY CORPORATION		2011-06-16	2011-10-07
179 HELEN OF TROY CORP LTD		2010-10-12	2011-10-07
295 HELEN OF TROY CORP LTD		2011-02-23	2011-10-07
57 APPLE COMPUTER INC		2008-10-08	2011-10-10
315 LINDSAY CORPORATION		2011-06-20	2011-10-10
21 HELEN OF TROY CORP LTD		2010-10-12	2011-10-10
170 HELEN OF TROY CORP LTD		2010-10-08	2011-10-10
2300 CISCO SYSTEMS		2010-08-13	2011-10-12
184 NEWSTAR FINANCIAL INC		2011-03-10	2011-10-12
219 V F CORP		2010-11-03	2011-10-12
425 WALGREEN CO		2011-08-29	2011-10-12
135 WALGREEN CO		2010-10-07	2011-10-12
171 NEWSTAR FINANCIAL INC		2011-03-02	2011-10-13
3922 11 F H L M C GD G11649 4 500% 2/01/20		2005-02-23	2011-10-15
60 08 F H L M C #1J0203 2 780% 4/01/35		2005-05-12	2011-10-15
16465 48 F H L M C GD G13876 4 000% 7/01/25		2010-12-07	2011-10-15
5039 91 F H L M C GD C90993 5 500% 10/01/26		2007-08-27	2011-10-15
7578 15 F H L M C GD J09470 4 500% 4/01/24		2010-08-13	2011-10-15
1690 04 F H L M C MLTCL MTG 5 500% 3/15/16		2006-05-08	2011-10-15
1970 35 G N M A #604002 5 500% 2/15/33		2003-05-28	2011-10-15
7 42 GNMA POOL #571166 DTD 08/01/01 7 000% DUE 08/15/31		2001-08-28	2011-10-15

Form 990PF Part IV - Capital Gains and Losses for Tax on Investment Income - Columns a - d

(a) List and describe the kind(s) of property sold (e g , real estate, 2-story brick warehouse, or common stock, 200 shs MLC Co )	(b) How acquired P—Purchase D—Donation	(c) Date acquired (mo , day, yr )	(d) Date sold (mo , day, yr )
4643 M C G CAPITAL CORPORATION		2011-02-25	2011-10-18
2280 CISCO SYSTEMS		2010-08-13	2011-10-19
365 DIAMOND OFFSHORE DRILLING		2009-01-15	2011-10-19
206 HARMAN INTERNATIONAL		2011-07-29	2011-10-19
765 MCCORMICK & CO INC (NON-VOTING)		2010-04-16	2011-10-19
2092 M C G CAPITAL CORPORATION		2011-02-23	2011-10-19
590 WALGREEN CO		2010-10-07	2011-10-19
380 ACTUANT CORP CL A NEW		2011-02-18	2011-10-20
905 CISCO SYSTEMS		2008-07-15	2011-10-20
339 HARMAN INTERNATIONAL		2011-08-04	2011-10-20
1089 NORDSTROM INC		2010-12-21	2011-10-20
1400 PEPSICO INC		2011-06-22	2011-10-20
1780 WALGREEN CO		2010-10-07	2011-10-20
1135 CISCO SYSTEMS		2008-07-15	2011-10-21
99 INTUITIVE SURGICAL INC		2009-02-27	2011-10-21
408 ACCENTURE PLC CL A		2008-02-20	2011-10-21
468 NEWSTAR FINANCIAL INC		2011-05-13	2011-10-24
119 39 FNMA POOL #254089 6 000% DUE 11/01/16		2001-11-20	2011-10-25
3315 38 F N M A #256752 6 000% 6/01/27		2008-02-07	2011-10-25
3582 61 F N M A #257048 6 000% 1/01/28		2007-12-18	2011-10-25
5370 51 FNMA POOL 539082 7 000% DUE 08/01/28		2001-05-11	2011-10-25
15 34 FNMA POOL #580952 DTD 05/01/01 7 000% DUE 05/01/31		2001-07-27	2011-10-25
41 19 FNMA POOL #628837 6 500% DUE 03/01/32		2002-03-05	2011-10-25
8499 37 F N M A #AH3431 3 500% 1/01/26		2011-01-20	2011-10-25
4458 29 F N M A #AH6783 4 000% 3/01/41		2011-08-24	2011-10-25
4910 11 F N M A #831413 5 500% 4/01/36		2006-04-06	2011-10-25
678 01 F N M A #AA8753 5 000% 6/01/39		2009-09-18	2011-10-25
7270 51 F N M A #AC4824 3 583% 10/01/39		2010-10-01	2011-10-25
15139 08 F N M A #MA0073 4 500% 5/01/29		2011-03-17	2011-10-25
16040 29 F N M A #AD3772 4 000% 3/01/25		2010-10-26	2011-10-25

Form 990PF Part IV - Capital Gains and Losses for Tax on Investment Income - Columns a - d

(a) List and describe the kind(s) of property sold (e g , real estate, 2-story brick warehouse, or common stock, 200 shs MLC Co )	(b) How acquired P—Purchase D—Donation	(c) Date acquired (mo , day, yr )	(d) Date sold (mo , day, yr )
71 NEWSTAR FINANCIAL INC		2011-06-09	2011-10-25
17 DEXCOM INC		2009-06-17	2011-10-26
1903 DEXCOM INC		2009-06-17	2011-10-26
180 DELL INC		2011-03-30	2011-10-27
1445 DELL INC		2009-10-30	2011-10-27
1028 DEXCOM INC		2009-07-24	2011-10-27
1156 NEWSTAR FINANCIAL INC		2011-06-09	2011-10-27
2315 WALGREEN CO		2010-10-07	2011-10-27
2073 ABB LTD SPON ADR		2009-12-31	2011-10-28
175 CITRIX SYSTEMS INC		2011-08-03	2011-10-28
211 CITRIX SYSTEMS INC		2011-08-03	2011-10-28
276 CITRIX SYSTEMS INC		2008-07-24	2011-10-28
325 COGNIZANT TECH SOLUTIONS CRP COM		2008-12-05	2011-10-28
55 INTUITIVE SURGICAL INC		2007-01-16	2011-10-28
440 KRATON PERFORMANCE POLYMERS		2011-02-23	2011-10-31
3022 MEDTRONIC INC		2010-12-21	2011-10-31
1685 CISCO SYSTEMS		2011-06-23	2011-11-02
1045 CISCO SYSTEMS		2009-03-30	2011-11-02
1825 CISCO SYSTEMS		2010-11-18	2011-11-02
319 GRACO INC		2010-07-27	2011-11-02
70 AMERICAN EAGLE OUTFITTERS INC NEW COM		2011-05-26	2011-11-03
1635 AMERICAN EAGLE OUTFITTERS INC NEW COM		2010-12-22	2011-11-03
131 GRACO INC		2010-07-27	2011-11-03
18000 UBS AG JERSEY E TRACS BLOOMBERG CMCI		2011-08-30	2011-11-07
18692 019 VAN ECK GLOBAL HARD ASSETS I		2010-03-24	2011-11-07
76 COMMVAULT SYSTEMS INC		2011-01-05	2011-11-08
395 TOWER GROUP INC		2011-02-22	2011-11-08
106 VOLTERRA SEMICONDUCTOR CORP		2010-10-06	2011-11-08
1535 AMERICAN EAGLE OUTFITTERS INC NEW COM		2011-05-26	2011-11-09
55 COMMVAULT SYSTEMS INC		2011-01-05	2011-11-09

Form 990PF Part IV - Capital Gains and Losses for Tax on Investment Income - Columns a - d

(a) List and describe the kind(s) of property sold (e g , real estate, 2-story brick warehouse, or common stock, 200 shs MLC Co )	(b) How acquired P—Purchase D—Donation	(c) Date acquired (mo , day, yr )	(d) Date sold (mo , day, yr )
125000 OHIO ST MAJOR NEW ST 4 844% 12/15/19		2010-12-09	2011-11-09
100000 PENNSYLVANIA ST 4 050% 7/15/19		2011-02-09	2011-11-09
1955 TOWER GROUP INC		2011-04-28	2011-11-09
43 VOLTERRA SEMICONDUCTOR CORP		2010-10-06	2011-11-09
518 ACTUANT CORP CL A NEW		2010-04-13	2011-11-10
1030 CHUBB CORP		2009-02-11	2011-11-10
49 COMMVault SYSTEMS INC		2011-01-05	2011-11-10
142320 97 F N M A #831413 5 500% 4/01/36		2006-04-06	2011-11-10
384928 84 F N M A #AA8753 5 000% 6/01/39		2009-09-18	2011-11-10
208 GRACO INC		2010-09-09	2011-11-10
149 VOLTERRA SEMICONDUCTOR CORP		2010-10-06	2011-11-10
545 ACE LTD		2009-08-05	2011-11-10
182 ACTUANT CORP CL A NEW		2010-04-13	2011-11-11
141 GRACO INC		2010-09-09	2011-11-11
171 SHERWIN WILLIAMS CO		2010-12-21	2011-11-11
307 VOLTERRA SEMICONDUCTOR CORP		2010-10-06	2011-11-11
62 SHERWIN WILLIAMS CO		2010-12-21	2011-11-14
195 BRADY CORPORATION CL A		2011-02-22	2011-11-15
345 CONCUR TECHNOLOGIES INC		2011-08-17	2011-11-15
3125 39 F H L M C GD G11649 4 500% 2/01/20		2005-02-23	2011-11-15
5553 08 F H L M C #1J0203 2 780% 4/01/35		2005-05-12	2011-11-15
16540 28 F H L M C GD G13876 4 000% 7/01/25		2010-12-07	2011-11-15
3362 38 F H L M C GD C90993 5 500% 10/01/26		2007-08-27	2011-11-15
7381 57 F H L M C GD J09470 4 500% 4/01/24		2010-08-13	2011-11-15
1697 79 F H L M C MLTCL MTG 5 500% 3/15/16		2006-05-08	2011-11-15
292 69 G N M A #604002 5 500% 2/15/33		2003-05-28	2011-11-15
7 47 GNMA POOL #571166 DTD 08/01/01 7 000% DUE 08/15/31		2001-08-28	2011-11-15
42 SHERWIN WILLIAMS CO		2011-08-04	2011-11-15
73 SHERWIN WILLIAMS CO		2010-12-21	2011-11-15
38 CASEYS GEN STORES INC		2011-02-18	2011-11-16

Form 990PF Part IV - Capital Gains and Losses for Tax on Investment Income - Columns a - d

(a) List and describe the kind(s) of property sold (e g , real estate, 2-story brick warehouse, or common stock, 200 shs MLC Co )	(b) How acquired P—Purchase D—Donation	(c) Date acquired (mo , day, yr )	(d) Date sold (mo , day, yr )
425 GAMESTOP CORP CL A		2011-02-18	2011-11-16
415 GRACO INC		2010-09-09	2011-11-16
36 CASEYS GEN STORES INC		2011-02-18	2011-11-17
129 GRACO INC		2010-08-27	2011-11-17
96 CASEYS GEN STORES INC		2011-02-18	2011-11-18
51 COMMVAULT SYSTEMS INC		2011-01-05	2011-11-18
168 COMMVAULT SYSTEMS INC		2009-06-05	2011-11-18
233 GRACO INC		2010-08-27	2011-11-18
327 ANSYS INC		2011-03-16	2011-11-21
224 ANSYS INC		2010-10-13	2011-11-21
51 ANSYS INC		2010-11-30	2011-11-21
103 COMMVAULT SYSTEMS INC		2009-06-05	2011-11-21
77 GRACO INC		2010-08-27	2011-11-21
485 KOHLS CORP		2011-03-30	2011-11-21
730 HELEN OF TROY CORP LTD		2010-11-09	2011-11-21
175 44 FNMA POOL #254089 6 000% DUE 11/01/16		2001-11-20	2011-11-25
2482 06 F N M A #256752 6 000% 6/01/27		2008-02-07	2011-11-25
3947 44 F N M A #257048 6 000% 1/01/28		2007-12-18	2011-11-25
14 36 FNMA POOL 539082 7 000% DUE 08/01/28		2001-05-11	2011-11-25
15 42 FNMA POOL #580952 DTD 05/01/01 7 000% DUE 05/01/31		2001-07-27	2011-11-25
41 42 FNMA POOL #628837 6 500% DUE 03/01/32		2002-03-05	2011-11-25
13009 44 F N M A #AH3431 3 500% 1/01/26		2011-01-20	2011-11-25
6594 4 F N M A #AH6783 4 000% 3/01/41		2011-08-24	2011-11-25
3182 4 F N M A #831413 5 500% 4/01/36		2006-04-06	2011-11-25
6622 05 F N M A #AA8753 5 000% 6/01/39		2009-09-18	2011-11-25
7605 62 F N M A #AC4824 3 583% 10/01/39		2010-10-01	2011-11-25
15451 58 F N M A #MA0073 4 500% 5/01/29		2011-03-17	2011-11-25
18744 1 F N M A #AD3772 4 000% 3/01/25		2010-10-26	2011-11-25
665 KOHLS CORP		2011-03-30	2011-11-29
915 LOWES COS INC		2011-07-21	2011-11-29

Form 990PF Part IV - Capital Gains and Losses for Tax on Investment Income - Columns a - d

(a) List and describe the kind(s) of property sold (e g , real estate, 2-story brick warehouse, or common stock, 200 shs MLC Co )	(b) How acquired P—Purchase D—Donation	(c) Date acquired (mo , day, yr )	(d) Date sold (mo , day, yr )
715 LOWES COS INC		2010-10-21	2011-11-29
1190 AMERICAN EAGLE OUTFITTERS INC NEW COM		2010-07-16	2011-11-30
230 AMERICAN EAGLE OUTFITTERS INC NEW COM		2011-05-26	2011-11-30
6 COVANCE INC		2009-04-29	2011-11-30
156 COVANCE INC		2009-04-29	2011-11-30
65 AMERIGROUP CORP		2011-02-25	2011-12-01
65 CASEYS GEN STORES INC		2011-02-18	2011-12-01
201 COVANCE INC		2009-04-29	2011-12-01
150 RENASANT CORP		2011-07-26	2011-12-01
180 CASEYS GEN STORES INC		2011-02-22	2011-12-02
121 COVANCE INC		2009-04-29	2011-12-02
170 OCEANEERING INTERNATIONAL INC		2011-02-23	2011-12-02
185 RENASANT CORP		2011-07-27	2011-12-02
34 SXC HEALTH SOLUTIONS CORP		2011-08-04	2011-12-02
112 COMMVault SYSTEMS INC		2009-06-05	2011-12-05
112 CONCUR TECHNOLOGIES INC		2011-08-17	2011-12-05
99 SXC HEALTH SOLUTIONS CORP		2011-08-04	2011-12-05
65 ULTIMATE SOFTWARE GROUP INC		2010-10-13	2011-12-05
74 SXC HEALTH SOLUTIONS CORP		2011-11-01	2011-12-06
75 SXC HEALTH SOLUTIONS CORP		2011-11-01	2011-12-07
355 3M COMPANY		2010-12-21	2011-12-09
795 FMC TECHNOLOGIES INC		2005-11-16	2011-12-12
393 LIBERTY MEDIA CORP		2011-02-18	2011-12-13
120 OCEANEERING INTERNATIONAL INC		2011-02-23	2011-12-13
135 SENSATA TECHNOLOGIES HOLDING		2011-02-22	2011-12-13
3602 56 F H L M C GD G11649 4 500% 2/01/20		2005-02-23	2011-12-15
55 39 F H L M C #1J0203 2 780% 4/01/35		2005-05-12	2011-12-15
15432 68 F H L M C GD G13876 4 000% 7/01/25		2010-12-07	2011-12-15
2546 26 F H L M C GD C90993 5 500% 10/01/26		2007-08-27	2011-12-15
4692 54 F H L M C GD J09470 4 500% 4/01/24		2010-08-13	2011-12-15

Form 990PF Part IV - Capital Gains and Losses for Tax on Investment Income - Columns a - d

(a) List and describe the kind(s) of property sold (e g , real estate, 2-story brick warehouse, or common stock, 200 shs MLC Co )	(b) How acquired P—Purchase D—Donation	(c) Date acquired (mo , day, yr )	(d) Date sold (mo , day, yr )
1705 57 F H L M C MLTCL MTG 5 500% 3/15/16		2006-05-08	2011-12-15
334 41 G N M A #604002 5 500% 2/15/33		2003-05-28	2011-12-15
7 52 GNMA POOL #571166 DTD 08/01/01 7 000% DUE 08/15/31		2001-08-28	2011-12-15
1405 RIGHT NOW TECHNOLOGIES INC		2010-02-05	2011-12-15
1820 DIAMOND OFFSHORE DRILLING		2010-06-08	2011-12-16
295 SOTHEBYS HOLDINGS INC-CL A LTD VTG		2011-06-28	2011-12-16
6 AMERICAN SCIENCE & ENGINEERING INC		2011-04-08	2011-12-19
89 SOTHEBYS HOLDINGS INC-CL A LTD VTG		2011-06-28	2011-12-19
200 SENSATA TECHNOLOGIES HOLDING		2011-02-25	2011-12-19
13 AMERICAN SCIENCE & ENGINEERING INC		2011-04-08	2011-12-20
75 RENASANT CORP		2011-07-27	2011-12-20
210 SOTHEBYS HOLDINGS INC-CL A LTD VTG		2011-08-04	2011-12-20
21 AMERICAN SCIENCE & ENGINEERING INC		2011-04-08	2011-12-21
1760 CA INC		2010-06-30	2011-12-21
296 SOTHEBYS HOLDINGS INC-CL A LTD VTG		2011-08-04	2011-12-21
35 AIR METHODS CORP		2011-07-13	2011-12-22
14 AMERICAN SCIENCE & ENGINEERING INC		2011-04-08	2011-12-22
1460 KOHLS CORP		2011-08-19	2011-12-22
345 0042 MEAD JOHNSON NUTRITION CO		2010-12-31	2011-12-22
559 9958 MEAD JOHNSON NUTRITION CO		2010-12-07	2011-12-22
290 MEAD JOHNSON NUTRITION CO		2011-01-18	2011-12-22
110 AIR METHODS CORP		2011-07-13	2011-12-23
271 AMERICAN GREETINGS CORP CL A		2011-02-25	2011-12-23
5 AMERICAN SCIENCE & ENGINEERING INC		2011-04-08	2011-12-23
132 45 FNMA POOL #254089 6 000% DUE 11/01/16		2001-11-20	2011-12-25
2416 68 F N M A #256752 6 000% 6/01/27		2008-02-07	2011-12-25
3604 06 F N M A #257048 6 000% 1/01/28		2007-12-18	2011-12-25
14 44 FNMA POOL 539082 7 000% DUE 08/01/28		2001-05-11	2011-12-25
15 53 FNMA POOL #580952 DTD 05/01/01 7 000% DUE 05/01/31		2001-07-27	2011-12-25
41 66 FNMA POOL #628837 6 500% DUE 03/01/32		2002-03-05	2011-12-25



Form 990PF Part IV - Capital Gains and Losses for Tax on Investment Income - Columns a - d

(a) List and describe the kind(s) of property sold (e g , real estate, 2-story brick warehouse, or common stock, 200 shs MLC Co )	(b) How acquired P—Purchase D—Donation	(c) Date acquired (mo , day, yr )	(d) Date sold (mo , day, yr )
9082 28 F N M A #AH3431 3 500% 1/01/26		2011-01-20	2011-12-25
7430 55 F N M A #AH6783 4 000% 3/01/41		2011-08-24	2011-12-25
1402 86 F N M A #AJ5336 3 000% 11/01/26		2011-11-10	2011-12-25
8231 01 F N M A #AC4824 3 583% 10/01/39		2010-10-01	2011-12-25
15147 65 F N M A #MA0073 4 500% 5/01/29		2011-03-17	2011-12-25
17390 72 F N M A #AD3772 4 000% 3/01/25		2010-10-26	2011-12-25
269 AMERICAN GREETINGS CORP CL A		2011-02-25	2011-12-27
531 HCC INS HLDGS INC COM		2011-02-23	2011-12-27
351 SENSATA TECHNOLOGIES HOLDING		2011-02-25	2011-12-27
730 AMERICAN GREETINGS CORP CL A		2011-02-25	2011-12-28
824 HCC INS HLDGS INC COM		2011-02-25	2011-12-28
464 SENSATA TECHNOLOGIES HOLDING		2011-02-23	2011-12-29
1880 AMERICAN GREETINGS CORP CL A		2011-08-09	2011-12-30
CAPITAL GAIN DIVIDENDS	P		

Form 990PF Part IV - Capital Gains and Losses for Tax on Investment Income - Columns e - h

(e) Gross sales price	(f) Depreciation allowed (or allowable)	(g) Cost or other basis plus expense of sale	(h) Gain or (loss) (e) plus (f) minus (g)
5,510		5,628	-118
12,304		13,228	-924
10,171		10,659	-488
120,975		51,416	69,559
28,401		24,135	4,266
29,335		17,973	11,362
8,801		5,114	3,687
19,866		11,518	8,348
27,042		18,751	8,291
32,095		17,858	14,237
140,000		140,857	-857
13,368		6,678	6,690
5,262		3,359	1,903
19,770		11,479	8,291
6,907		6,702	205
3,484		1,596	1,888
18,715		9,460	9,255
9,646		6,724	2,922
23,790		16,593	7,197
78		54	24
6,404		6,326	78
2,306		1,627	679
1,995		2,070	-75
3,989		4,201	-212
4,021		3,871	150
19,537		19,918	-381
40,076		33,333	6,743
5,121		3,112	2,009
3,589		3,421	168
99,652		57,126	42,526

Form 990PF Part IV - Capital Gains and Losses for Tax on Investment Income - Columns e - h

(e) Gross sales price	(f) Depreciation allowed (or allowable)	(g) Cost or other basis plus expense of sale	(h) Gain or (loss) (e) plus (f) minus (g)
3,690		1,596	2,094
33,169		27,014	6,155
82,932		64,698	18,234
6,413		6,391	22
56		57	-1
19,675		20,361	-686
2,709		2,685	24
19,083		20,117	-1,034
1,622		1,607	15
6,814		7,087	-273
7		7	
30,783		10,470	20,313
8,970		9,660	-690
506,025		505,186	839
17,075		16,458	617
151		152	-1
7,004		7,177	-173
7,708		7,817	-109
48		49	-1
15		15	
39		39	
6,837		6,704	133
9,754		9,807	-53
7,187		7,398	-211
11,942		12,459	-517
17,247		18,020	-773
8,405		4,833	3,572
12,939		9,287	3,652
7,390		3,164	4,226
10,360		9,862	498

Form 990PF Part IV - Capital Gains and Losses for Tax on Investment Income - Columns e - h

(e) Gross sales price	(f) Depreciation allowed (or allowable)	(g) Cost or other basis plus expense of sale	(h) Gain or (loss) (e) plus (f) minus (g)
6,632		6,292	340
34,070		30,315	3,755
25,872		17,667	8,205
14,857		7,179	7,678
6,286		3,186	3,100
7,463		3,747	3,716
5,328		5,261	67
7,522		5,987	1,535
13,755		11,460	2,295
9,873		10,512	-639
938		1,020	-82
14,969		7,318	7,651
7,380		17,851	-10,471
6,098		6,004	94
54,987		43,644	11,343
13,856		6,749	7,107
5,519		3,855	1,664
5,951		5,745	206
38,363		30,264	8,099
47,632		36,204	11,428
21,241		10,308	10,933
28,947		15,402	13,545
31,905		16,965	14,940
17,811		11,484	6,327
38,335		24,194	14,141
103,423		100,797	2,626
1,116		1,123	-7
23,884		22,765	1,119
8,704		21,198	-12,494
18,039		18,582	-543

Form 990PF Part IV - Capital Gains and Losses for Tax on Investment Income - Columns e - h

(e) Gross sales price	(f) Depreciation allowed (or allowable)	(g) Cost or other basis plus expense of sale	(h) Gain or (loss) (e) plus (f) minus (g)
2,042		1,347	695
18,374		12,068	6,306
247,952		246,380	1,572
14,485		12,425	2,060
87,123		42,988	44,135
6,099		3,662	2,437
8,859		21,198	-12,339
106,871		104,731	2,140
41,698		18,170	23,528
6,196		3,653	2,543
18,731		11,887	6,844
2,081		1,341	740
120,000		115,104	4,896
32,111		14,252	17,859
42,358		14,319	28,039
116,830		112,702	4,128
1,848		2,345	-497
2,081		2,588	-507
1,169		531	638
13,473		6,161	7,312
14,026		15,354	-1,328
22,799		20,538	2,261
1,084		1,377	-293
952		1,211	-259
4,746		4,729	17
39		40	-1
12,541		12,969	-428
4,615		4,575	40
6,992		7,362	-370
1,629		1,615	14

Form 990PF Part IV - Capital Gains and Losses for Tax on Investment Income - Columns e - h

(e) Gross sales price	(f) Depreciation allowed (or allowable)	(g) Cost or other basis plus expense of sale	(h) Gain or (loss) (e) plus (f) minus (g)
2,144		2,228	-84
8		9	-1
27,202		22,822	4,380
7,231		6,188	1,043
5,290		6,718	-1,428
34,854		31,211	3,643
3,812		4,872	-1,060
7,617		6,550	1,067
21,118		13,453	7,665
13,875		12,155	1,720
29,726		7,281	22,445
13,791		15,040	-1,249
5,948		5,095	853
9,412		8,105	1,307
6,432		5,441	991
42,938		17,203	25,735
16,518		9,303	7,215
18,751		18,944	-193
3,505		3,033	472
12,128		9,259	2,869
23,363		14,848	8,515
32,944		19,681	13,263
6,742		5,363	1,379
25,721		16,507	9,214
12,542		10,227	2,315
15,639		7,467	8,172
6,920		4,823	2,097
8,611		8,421	190
21,285		20,553	732
4,443		2,982	1,461

Form 990PF Part IV - Capital Gains and Losses for Tax on Investment Income - Columns e - h

(e) Gross sales price	(f) Depreciation allowed (or allowable)	(g) Cost or other basis plus expense of sale	(h) Gain or (loss) (e) plus (f) minus (g)
14,031		11,623	2,408
4,508		4,137	371
4,395		4,033	362
10,088		23,417	-13,329
17,233		16,127	1,106
26,733		17,574	9,159
5,834		5,750	84
4,813		4,740	73
4,364		4,010	354
16,801		15,247	1,554
12,798		12,318	480
12,318		11,930	388
9,884		8,774	1,110
17,451		14,650	2,801
2,036		1,481	555
35,841		28,387	7,454
8,677		7,978	699
15,091		14,435	656
36,084		26,854	9,230
6,365		5,329	1,036
3,461		2,373	1,088
4,830		3,924	906
20,220		8,354	11,866
11,970		10,602	1,368
39,683		55,729	-16,046
20,114		19,360	754
12,631		11,098	1,533
31,482		18,585	12,897
9,080		8,665	415
17,985		12,792	5,193

Form 990PF Part IV - Capital Gains and Losses for Tax on Investment Income - Columns e - h

(e) Gross sales price	(f) Depreciation allowed (or allowable)	(g) Cost or other basis plus expense of sale	(h) Gain or (loss) (e) plus (f) minus (g)
7,131		4,099	3,032
46,163		25,355	20,808
15,514		13,641	1,873
10,904		26,077	-15,173
13,013		13,403	-390
26,373		23,258	3,115
4,747		4,013	734
16,297		15,436	861
6,150		6,340	-190
5,280		5,597	-317
4,588		4,032	556
6,923		9,549	-2,626
12,855		11,319	1,536
16,773		11,353	5,420
16,167		11,211	4,956
6,757		5,763	994
11,625		7,204	4,421
7,063		4,086	2,977
12,301		10,878	1,423
25,914		6,594	19,320
12,150		12,523	-373
5,281		4,549	732
11,329		8,918	2,411
2,949		2,522	427
38,211		23,366	14,845
37,374		14,063	23,311
14,726		8,333	6,393
19,890		11,874	8,016
7,817		5,722	2,095
2,556		1,621	935



Form 990PF Part IV - Capital Gains and Losses for Tax on Investment Income - Columns e - h

(e) Gross sales price	(f) Depreciation allowed (or allowable)	(g) Cost or other basis plus expense of sale	(h) Gain or (loss) (e) plus (f) minus (g)
20,969		9,094	11,875
29,935		16,141	13,794
6,189		5,119	1,070
22,270		11,907	10,363
10,566		8,076	2,490
19,813		5,771	14,042
19,316		14,748	4,568
6,562		6,248	314
16,532		10,973	5,559
7,742		7,337	405
8,860		13,293	-4,433
23,710		14,376	9,334
9,543		9,468	75
3,884		3,492	392
15,050		13,560	1,490
22,272		21,657	615
8,420		7,822	598
17,127		12,422	4,705
32,066		24,717	7,349
21,371		18,857	2,514
32,094		19,889	12,205
5,688		4,807	881
7,168		5,188	1,980
17,985		6,667	11,318
35,105		28,763	6,342
4,455		4,170	285
13,304		12,247	1,057
11,079		9,827	1,252
27,401		16,565	10,836
28,704		19,281	9,423

Form 990PF Part IV - Capital Gains and Losses for Tax on Investment Income - Columns e - h

(e) Gross sales price	(f) Depreciation allowed (or allowable)	(g) Cost or other basis plus expense of sale	(h) Gain or (loss) (e) plus (f) minus (g)
8,113		7,653	460
16,251		11,302	4,949
6,206		3,048	3,158
40,372		16,691	23,681
14,322		11,834	2,488
22,016		10,304	11,712
9,718		23,484	-13,766
11,306		11,790	-484
16,666		11,972	4,694
10,769		9,363	1,406
17,798		16,294	1,504
2,112		2,037	75
4,359		4,939	-580
4,181		3,598	583
6,195		8,606	-2,411
7,436		5,290	2,146
4,131		3,502	629
6,799		5,633	1,166
19,270		11,139	8,131
9,166		6,908	2,258
3,333		2,835	498
25,907		6,869	19,038
11,755		7,183	4,572
595		587	8
5,596		4,913	683
4,113		3,217	896
10,512		8,001	2,511
58,336		34,009	24,327
37,060		13,685	23,375
15,396		8,496	6,900

Form 990PF Part IV - Capital Gains and Losses for Tax on Investment Income - Columns e - h

(e) Gross sales price	(f) Depreciation allowed (or allowable)	(g) Cost or other basis plus expense of sale	(h) Gain or (loss) (e) plus (f) minus (g)
20,735		12,514	8,221
11,240		6,919	4,321
21,912		9,269	12,643
31,103		15,984	15,119
6,105		5,119	986
102,092		51,553	50,539
22,989		12,588	10,401
11,031		7,707	3,324
19,235		5,833	13,402
26,752		18,786	7,966
17,317		11,201	6,116
7,977		7,674	303
9,290		13,994	-4,704
24,499		14,940	9,559
8,805		8,684	121
1,299		1,216	83
19,841		17,540	2,301
3,081		2,879	202
20,025		18,808	1,217
8,739		7,940	799
17,498		12,269	5,229
32,946		24,792	8,154
21,831		18,918	2,913
32,639		20,008	12,631
364		313	51
5,456		4,615	841
7,339		4,503	2,836
18,316		6,954	11,362
36,796		23,788	13,008
18,807		16,580	2,227

Form 990PF Part IV - Capital Gains and Losses for Tax on Investment Income - Columns e - h

(e) Gross sales price	(f) Depreciation allowed (or allowable)	(g) Cost or other basis plus expense of sale	(h) Gain or (loss) (e) plus (f) minus (g)
12,099		10,154	1,945
28,704		15,879	12,825
8,802		8,169	633
17,199		11,790	5,409
5,997		3,180	2,817
41,390		16,669	24,721
14,483		11,754	2,729
21,486		10,249	11,237
10,061		19,009	-8,948
8,766		9,295	-529
2,815		2,520	295
28,832		18,271	10,561
20,763		19,074	1,689
4,643		5,268	-625
4,344		3,619	725
6,439		9,007	-2,568
11,903		6,899	5,004
20,851		10,222	10,629
5,225		4,153	1,072
15,007		8,025	6,982
9,377		5,814	3,563
19,758		5,083	14,675
9,302		5,510	3,792
4,288		3,639	649
11,037		8,233	2,804
27,961		8,938	19,023
11,479		5,183	6,296
15,584		9,169	6,415
8,143		5,048	3,095
16,524		6,757	9,767

Form 990PF Part IV - Capital Gains and Losses for Tax on Investment Income - Columns e - h

(e) Gross sales price	(f) Depreciation allowed (or allowable)	(g) Cost or other basis plus expense of sale	(h) Gain or (loss) (e) plus (f) minus (g)
23,096		11,586	11,510
4,863		3,900	963
8,409		8,848	-439
16,973		9,186	7,787
6,160		6,924	-764
6,283		7,040	-757
7,392		8,075	-683
8,356		5,615	2,741
14,247		3,984	10,263
19,818		13,024	6,794
12,818		8,107	4,711
194		196	-2
6,101		6,246	-145
4,634		4,698	-64
36		37	-1
15		15	
39		40	-1
2,683		2,702	-19
9,438		9,259	179
263		264	-1
7,199		7,406	-207
2,260		2,356	-96
9,165		9,567	-402
1,588		1,532	56
4,234		3,805	429
6,664		7,084	-420
6,648		6,046	602
45,205		39,562	5,643
15,841		10,742	5,099
4,572		4,188	384

Form 990PF Part IV - Capital Gains and Losses for Tax on Investment Income - Columns e - h

(e) Gross sales price	(f) Depreciation allowed (or allowable)	(g) Cost or other basis plus expense of sale	(h) Gain or (loss) (e) plus (f) minus (g)
2,950		2,606	344
14,764		12,393	2,371
17,221		15,738	1,483
6,421		5,456	965
11,357		8,813	2,544
24,173		15,803	8,370
15,856		13,300	2,556
24,876		11,947	12,929
4,153		3,590	563
5,748		3,095	2,653
13,600		4,626	8,974
36,067		30,641	5,426
26,912		14,011	12,901
13,794		11,782	2,012
9,094		7,427	1,667
21,149		8,087	13,062
6,524		6,019	505
12,744		7,867	4,877
4,403		2,318	2,085
30,730		12,175	18,555
10,650		8,542	2,108
3,093		3,631	-538
4,316		4,502	-186
5,672		4,572	1,100
3,491		2,373	1,118
21,477		11,292	10,185
14,919		13,531	1,388
3,540		3,951	-411
3,286		2,594	692
4,757		6,612	-1,855

Form 990PF Part IV - Capital Gains and Losses for Tax on Investment Income - Columns e - h

(e) Gross sales price	(f) Depreciation allowed (or allowable)	(g) Cost or other basis plus expense of sale	(h) Gain or (loss) (e) plus (f) minus (g)
8,828		4,738	4,090
288		329	-41
16,493		11,222	5,271
78,375		53,445	24,930
7,928		8,846	-918
857		934	-77
95,369		97,341	-1,972
3,474		3,943	-469
32,961		22,535	10,426
47,020		32,141	14,879
23,395		28,351	-4,956
75,256		51,762	23,494
106,637		64,035	42,602
27,250		11,975	15,275
8,186		9,118	-932
31,715		29,212	2,503
28,387		11,669	16,718
9,813		10,974	-1,161
25,680		24,608	1,072
24,471		23,798	673
8,789		8,846	-57
8,794		8,089	705
7,456		1,798	5,658
901		936	-35
10,903		11,397	-494
4,425		4,423	2
3,404		3,767	-363
41,373		32,971	8,402
7,032		6,721	311
1,701		1,784	-83

Form 990PF Part IV - Capital Gains and Losses for Tax on Investment Income - Columns e - h

(e) Gross sales price	(f) Depreciation allowed (or allowable)	(g) Cost or other basis plus expense of sale	(h) Gain or (loss) (e) plus (f) minus (g)
1,854		1,890	-36
10,060		10,384	-324
60,914		44,523	16,391
425		461	-36
3,191		3,236	-45
65		75	-10
4,500		4,899	-399
8,481		9,148	-667
32,975		25,283	7,692
16,274		12,940	3,334
27,655		20,488	7,167
4,354		4,339	15
57		58	-1
7,158		7,398	-240
7,216		7,153	63
5,273		5,545	-272
1,637		1,622	15
3,033		3,149	-116
7		7	
29,893		20,728	9,165
4			4
92,466		85,569	6,897
115,060		100,977	14,083
1,965		2,261	-296
11,551		12,975	-1,424
1,072		567	505
4,594		2,254	2,340
1,951		1,035	916
4,513		2,651	1,862
18,576		10,892	7,684



Form 990PF Part IV - Capital Gains and Losses for Tax on Investment Income - Columns e - h

(e) Gross sales price	(f) Depreciation allowed (or allowable)	(g) Cost or other basis plus expense of sale	(h) Gain or (loss) (e) plus (f) minus (g)
20,090		8,502	11,588
11,596		12,685	-1,089
10,531		11,531	-1,000
7,016		3,504	3,512
13,961		9,649	4,312
10,535		6,230	4,305
23,121		20,600	2,521
15,423		14,001	1,422
3,319		3,687	-368
14,292		7,129	7,163
40,120		27,080	13,040
14,077		13,405	672
194		196	-2
4,434		4,537	-103
6,824		6,916	-92
50		51	-1
15		15	
40		40	
2,850		2,869	-19
4,080		4,005	75
22,306		22,420	-114
7,154		7,355	-201
9,684		10,090	-406
5,843		6,094	-251
4,166		4,144	22
3,507		2,987	520
36,703		34,932	1,771
33,937		29,343	4,594
1,511		1,481	30
4,100		4,162	-62

Form 990PF Part IV - Capital Gains and Losses for Tax on Investment Income - Columns e - h

(e) Gross sales price	(f) Depreciation allowed (or allowable)	(g) Cost or other basis plus expense of sale	(h) Gain or (loss) (e) plus (f) minus (g)
23,956		24,511	-555
57,265		15,290	41,975
27,544		28,843	-1,299
39,915		18,307	21,608
8,813		4,817	3,996
31,741		11,976	19,765
28,805		28,888	-83
6,556		3,629	2,927
36,060		7,370	28,690
33,560		22,547	11,013
43,197		37,128	6,069
32,254		23,398	8,856
34,546		33,404	1,142
31,989		32,838	-849
41,828		8,386	33,442
46,832		45,320	1,512
40,139		22,049	18,090
6,981		5,800	1,181
32,139		13,641	18,498
22,006		17,584	4,422
21,006		16,596	4,410
38,570		30,060	8,510
8,441		9,048	-607
59		63	-4
17,000		18,294	-1,294
28,425		31,510	-3,085
1,102		501	601
44,210		37,469	6,741
39,319		20,394	18,925
20,678		4,262	16,416

Form 990PF Part IV - Capital Gains and Losses for Tax on Investment Income - Columns e - h

(e) Gross sales price	(f) Depreciation allowed (or allowable)	(g) Cost or other basis plus expense of sale	(h) Gain or (loss) (e) plus (f) minus (g)
42,480		10,702	31,778
32,444		36,175	-3,731
35,151		21,631	13,520
19,193		5,979	13,214
29,546		35,700	-6,154
39,025		25,085	13,940
22,082		26,624	-4,542
75,625		41,294	34,331
5,846		5,839	7
245		106	139
666		287	379
31,031		20,238	10,793
18,456		11,000	7,456
2,685		1,597	1,088
2,450		1,457	993
46,270		61,947	-15,677
125,848		42,957	82,891
46,632		38,000	8,632
85,445		35,174	50,271
297		129	168
737		320	417
36,460		32,628	3,832
9,043		5,350	3,693
6,934		7,912	-978
155		68	87
125,000		118,610	6,390
21,774		22,460	-686
16,542		16,568	-26
10,594		9,832	762
16,586		13,544	3,042

Form 990PF Part IV - Capital Gains and Losses for Tax on Investment Income - Columns e - h

(e) Gross sales price	(f) Depreciation allowed (or allowable)	(g) Cost or other basis plus expense of sale	(h) Gain or (loss) (e) plus (f) minus (g)
6,597		6,108	489
12,474		11,571	903
3,546		4,212	-666
11,386		7,787	3,599
30,637		20,940	9,697
130,288		129,921	367
1,792		1,606	186
55,103		39,736	15,367
44,175		33,007	11,168
47		20	27
803		342	461
3,692		4,322	-630
2,796		3,229	-433
16,949		18,292	-1,343
33,925		34,155	-230
21,938		19,398	2,540
132		59	73
164		73	91
5,145		4,855	290
94		42	52
49		22	27
2,453		2,778	-325
3,759		4,270	-511
1,221		1,399	-178
51,755		38,508	13,247
5,857		3,631	2,226
41,617		31,733	9,884
32,235		28,894	3,341
8,728		8,893	-165
112		130	-18

Form 990PF Part IV - Capital Gains and Losses for Tax on Investment Income - Columns e - h

(e) Gross sales price	(f) Depreciation allowed (or allowable)	(g) Cost or other basis plus expense of sale	(h) Gain or (loss) (e) plus (f) minus (g)
3,663		4,224	-561
16,753		10,398	6,355
25		25	
25		22	3
83		37	46
2,085		954	1,131
30,343		27,573	2,770
117,195		112,706	4,489
2,380		2,799	-419
406		186	220
43,541		39,484	4,057
9,639		9,702	-63
3,956		4,639	-683
16,978		3,471	13,507
3,696		3,683	13
65		65	
5,718		5,906	-188
4,753		4,713	40
4,307		4,523	-216
1,644		1,629	15
342		354	-12
7		7	
10,031		4,671	5,360
33,260		13,628	19,632
10,793		9,070	1,723
658		308	350
16,886		4,446	12,440
8,590		8,475	115
6,643		6,792	-149
3,518		3,871	-353

Form 990PF Part IV - Capital Gains and Losses for Tax on Investment Income - Columns e - h

(e) Gross sales price	(f) Depreciation allowed (or allowable)	(g) Cost or other basis plus expense of sale	(h) Gain or (loss) (e) plus (f) minus (g)
2,884		3,421	-537
552		264	288
15,459		14,430	1,029
9,385		8,993	392
8,459		8,212	247
16,210		15,675	535
1,597		850	747
10,133		9,170	963
19,447		19,665	-218
19,713		20,412	-699
176		177	-1
4,240		4,336	-96
5,239		5,307	-68
49		49	
15		15	
40		40	
2,986		3,006	-20
1,800		1,767	33
238		240	-2
7,246		7,446	-200
1,057		1,101	-44
5,721		5,989	-268
4,706		4,904	-198
21,850		10,531	11,319
21,273		18,489	2,784
10,465		7,904	2,561
41,772		44,669	-2,897
32,270		26,118	6,152
54,923		17,248	37,675
12,194		3,701	8,493

Form 990PF Part IV - Capital Gains and Losses for Tax on Investment Income - Columns e - h

(e) Gross sales price	(f) Depreciation allowed (or allowable)	(g) Cost or other basis plus expense of sale	(h) Gain or (loss) (e) plus (f) minus (g)
377,894		362,738	15,156
65,225		60,356	4,869
38,624		32,447	6,177
10,558		10,622	-64
21,535		6,850	14,685
375,687		363,449	12,238
3,967		3,139	828
16,366		6,630	9,736
39,118		28,589	10,529
113,650		99,542	14,108
21,191		9,617	11,574
27,224		9,354	17,870
12,702		11,133	1,569
8,935		8,603	332
10,971		5,243	5,728
25,116		12,016	13,100
17,574		10,413	7,161
35,851		11,494	24,357
3,557		3,544	13
5,929		5,958	-29
14,989		10,906	4,083
19,392		8,844	10,548
67,645		30,779	36,866
21,733		6,979	14,754
598		297	301
303		149	154
48,325		51,748	-3,423
10,247		7,112	3,135
1,040		538	502
471		253	218

Form 990PF Part IV - Capital Gains and Losses for Tax on Investment Income - Columns e - h

(e) Gross sales price	(f) Depreciation allowed (or allowable)	(g) Cost or other basis plus expense of sale	(h) Gain or (loss) (e) plus (f) minus (g)
3,648		3,635	13
60		61	-1
6,284		6,486	-202
2,502		2,481	21
4,728		4,961	-233
1,652		1,637	15
352		365	-13
7		7	
384		211	173
10,278		8,613	1,665
13,472		13,936	-464
905		508	397
14,042		23,874	-9,832
9,446		16,566	-7,120
1,250		721	529
13,317		10,153	3,164
6,685		5,512	1,173
3,565		3,654	-89
10,100		8,686	1,414
2,320		1,765	555
6,352		4,907	1,445
3,473		2,543	930
9,223		8,614	609
16,638		4,610	12,028
5,433		5,531	-98
4,731		4,255	476
7,974		8,548	-574
1,591		1,599	-8
9,463		5,065	4,398
10,612		3,305	7,307



Form 990PF Part IV - Capital Gains and Losses for Tax on Investment Income - Columns e - h

(e) Gross sales price	(f) Depreciation allowed (or allowable)	(g) Cost or other basis plus expense of sale	(h) Gain or (loss) (e) plus (f) minus (g)
10,875		5,158	5,717
9,845		2,173	7,672
6,430		5,145	1,285
10,960		6,305	4,655
16,881		13,385	3,496
12,419		8,312	4,107
10,146		6,937	3,209
10,589		9,801	788
4,631		5,834	-1,203
3,729		1,624	2,105
3,354		2,370	984
3,275		2,121	1,154
3,077		3,398	-321
13,428		12,740	688
10,397		2,317	8,080
3,554		1,596	1,958
12,876		13,387	-511
6,999		6,011	988
15,087		11,718	3,369
9,645		8,836	809
15,870		16,133	-263
8,197		5,268	2,929
8,794		3,154	5,640
4,071		4,147	-76
8,153		4,322	3,831
10,045		4,000	6,045
6,394		2,928	3,466
7,330		2,463	4,867
3,013		3,315	-302
6,911		7,313	-402

Form 990PF Part IV - Capital Gains and Losses for Tax on Investment Income - Columns e - h

(e) Gross sales price	(f) Depreciation allowed (or allowable)	(g) Cost or other basis plus expense of sale	(h) Gain or (loss) (e) plus (f) minus (g)
4,353		4,841	-488
11,210		8,177	3,033
7,013		7,863	-850
624		338	286
7,353		6,935	418
9,200		6,883	2,317
4,195		3,777	418
11,016		7,662	3,354
11,103		10,346	757
3,548		3,637	-89
4,403		3,396	1,007
2,477		2,438	39
5,836		6,016	-180
9,917		3,986	5,931
3,259		1,705	1,554
449		261	188
10,264		6,265	3,999
5,196		2,123	3,073
14,194		11,073	3,121
5,115		2,341	2,774
3,948		3,717	231
4,842		986	3,856
11,303		6,018	5,285
6,846		4,992	1,854
7,112		1,271	5,841
12,597		7,305	5,292
10,951		3,025	7,926
10,362		12,640	-2,278
4,243		2,615	1,628
3,588		2,628	960

Form 990PF Part IV - Capital Gains and Losses for Tax on Investment Income - Columns e - h

(e) Gross sales price	(f) Depreciation allowed (or allowable)	(g) Cost or other basis plus expense of sale	(h) Gain or (loss) (e) plus (f) minus (g)
10,887		6,392	4,495
2,560		1,230	1,330
3,621		2,709	912
10,004		10,115	-111
10,201		12,435	-2,234
2,244		1,673	571
4,150		3,856	294
3,983		3,110	873
7,717		6,314	1,403
7,253		4,114	3,139
13,035		14,648	-1,613
12,296		7,429	4,867
6,447		6,572	-125
3,224		3,307	-83
4,420		4,552	-132
8,134		4,847	3,287
3,588		1,996	1,592
9,582		16,136	-6,554
367,580		370,484	-2,904
360,748		363,929	-3,181
5,892		6,008	-116
4,073		6,549	-2,476
2,504		1,547	957
15,813		16,431	-618
160		161	-1
6,008		6,140	-132
2,755		2,790	-35
49		50	-1
15		15	
40		40	

Form 990PF Part IV - Capital Gains and Losses for Tax on Investment Income - Columns e - h

(e) Gross sales price	(f) Depreciation allowed (or allowable)	(g) Cost or other basis plus expense of sale	(h) Gain or (loss) (e) plus (f) minus (g)
2,868		2,887	-19
4,121		4,048	73
245		246	-1
816		838	-22
3,779		3,933	-154
4,686		4,902	-216
5,570		5,800	-230
1,149		1,747	-598
2,238		1,515	723
4,526		4,667	-141
42,854		33,580	9,274
1,860		1,364	496
14,983		15,213	-230
52,858		53,642	-784
7,591		6,966	625
17,048		26,674	-9,626
20,331		16,570	3,761
21,281		10,413	10,868
5,278		8,754	-3,476
13,111		23,178	-10,067
293		256	37
3,140		2,753	387
46,436		45,797	639
5,818		5,123	695
18,277		11,969	6,308
3,011		2,232	779
12,916		14,617	-1,701
4,548		4,824	-276
8,816		7,940	876
10,919		7,282	3,637

Form 990PF Part IV - Capital Gains and Losses for Tax on Investment Income - Columns e - h

(e) Gross sales price	(f) Depreciation allowed (or allowable)	(g) Cost or other basis plus expense of sale	(h) Gain or (loss) (e) plus (f) minus (g)
18,320		13,845	4,475
6,272		6,205	67
31,081		24,969	6,112
43,632		27,469	16,163
20,387		14,886	5,501
29,896		22,005	7,891
36,310		28,846	7,464
14,444		11,793	2,651
118,224		71,434	46,790
110,194		100,031	10,163
84,277		63,003	21,274
529,425		508,741	20,684
198,421		180,863	17,558
9,519		10,047	-528
108,230		104,773	3,457
4,543		4,611	-68
11,294		7,918	3,376
11,145		13,003	-1,858
48,318		29,024	19,294
3,360		3,349	11
62		63	-1
4,908		5,063	-155
2,078		2,060	18
1,345		1,410	-65
1,659		1,644	15
3,194		3,306	-112
9		9	
51,412		27,154	24,258
4,632		2,874	1,758
15,812		7,502	8,310

Form 990PF Part IV - Capital Gains and Losses for Tax on Investment Income - Columns e - h

(e) Gross sales price	(f) Depreciation allowed (or allowable)	(g) Cost or other basis plus expense of sale	(h) Gain or (loss) (e) plus (f) minus (g)
6,580		7,139	-559
12,194		13,286	-1,092
40,364		20,807	19,557
108,969		102,689	6,280
11,957		3,897	8,060
17,035		6,347	10,688
9,377		3,828	5,549
49,802		42,846	6,956
22,810		11,512	11,298
42,420		32,721	9,699
44,546		40,546	4,000
2,998		2,441	557
21,203		8,739	12,464
1,266		880	386
12,571		11,798	773
23,231		12,568	10,663
14,101		8,775	5,326
6,510		4,436	2,074
8,500		5,794	2,706
1,390		748	642
11,704		7,421	4,283
15,604		7,629	7,975
165		167	-2
4,533		4,631	-98
3,577		3,621	-44
49		50	-1
15		15	
40		41	-1
3,046		3,065	-19
4,289		4,215	74

Form 990PF Part IV - Capital Gains and Losses for Tax on Investment Income - Columns e - h

(e) Gross sales price	(f) Depreciation allowed (or allowable)	(g) Cost or other basis plus expense of sale	(h) Gain or (loss) (e) plus (f) minus (g)
242		243	-1
982		1,008	-26
5,209		5,416	-207
4,845		5,064	-219
5,389		5,606	-217
5,702		5,383	319
8,535		6,114	2,421
16,090		13,354	2,736
10,558		12,094	-1,536
597		236	361
1,329		532	797
130,829		59,019	71,810
48,342		27,872	20,470
6,003		2,386	3,617
582		679	-97
1,512		1,765	-253
8,269		8,841	-572
17,038		11,664	5,374
14,812		5,023	9,789
15,488		8,942	6,546
1,770		685	1,085
4,288		1,659	2,629
9,613		10,082	-469
15,392		18,839	-3,447
6,030		4,442	1,588
8,366		6,286	2,080
3,730		1,441	2,289
2,612		975	1,637
15,498		13,450	2,048
21,863		16,674	5,189

Form 990PF Part IV - Capital Gains and Losses for Tax on Investment Income - Columns e - h

(e) Gross sales price	(f) Depreciation allowed (or allowable)	(g) Cost or other basis plus expense of sale	(h) Gain or (loss) (e) plus (f) minus (g)
2,604		986	1,618
17,848		13,205	4,643
32,162		25,428	6,734
27,038		24,038	3,000
9,688		9,248	440
15,114		14,444	670
30,210		7,916	22,294
18,837		17,329	1,508
19,224		23,139	-3,915
27,894		27,271	623
365		200	165
27,664		9,120	18,544
33,322		14,025	19,297
22,288		21,729	559
7,479		1,634	5,845
29,559		16,653	12,906
33,950		22,917	11,033
25,214		17,661	7,553
26,578		17,311	9,267
28,689		30,489	-1,800
4,352		4,622	-270
34,248		31,427	2,821
22,025		22,101	-76
15,183		16,416	-1,233
43,430		43,989	-559
14,861		9,143	5,718
26,891		11,036	15,855
12,921		3,989	8,932
33,183		23,253	9,930
29,945		18,667	11,278



Form 990PF Part IV - Capital Gains and Losses for Tax on Investment Income - Columns e - h

(e) Gross sales price	(f) Depreciation allowed (or allowable)	(g) Cost or other basis plus expense of sale	(h) Gain or (loss) (e) plus (f) minus (g)
31,009		28,343	2,666
5,140		5,337	-197
16,795		17,006	-211
26,313		10,956	15,357
10,402		4,989	5,413
35,897		25,784	10,113
28,418		15,216	13,202
20,196		3,494	16,702
23,500		22,113	1,387
10,826		2,819	8,007
25,133		33,350	-8,217
27,132		16,088	11,044
28,095		33,696	-5,601
31,587		17,537	14,050
22,080		21,605	475
2,907		1,422	1,485
4,381		4,124	257
9,024		9,700	-676
2,354		2,396	-42
9,802		7,460	2,342
4,758		1,939	2,819
7,955		6,941	1,014
5,443		6,130	-687
22,914		5,960	16,954
8,037		6,864	1,173
7,423		7,040	383
14,117		4,338	9,779
14,605		11,024	3,581
15,013		8,522	6,491
5,223		2,191	3,032

Form 990PF Part IV - Capital Gains and Losses for Tax on Investment Income - Columns e - h

(e) Gross sales price	(f) Depreciation allowed (or allowable)	(g) Cost or other basis plus expense of sale	(h) Gain or (loss) (e) plus (f) minus (g)
14,271		7,918	6,353
4,271		4,257	14
68		69	-1
8,530		8,792	-262
2,334		2,315	19
8,279		8,666	-387
1,667		1,652	15
326		337	-11
7		7	
6,607		2,826	3,781
12,372		14,691	-2,319
81,550		79,941	1,609
25,412		24,773	639
7,919		6,330	1,589
176		206	-30
10,201		7,590	2,611
5,705		6,695	-990
21,807		8,241	13,566
42,731		36,437	6,294
1,871		2,199	-328
5,227		4,634	593
3,291		2,973	318
3,679		2,557	1,122
14,300		9,978	4,322
30,279		20,849	9,430
17,642		11,956	5,686
49,862		17,926	31,936
6,823		5,606	1,217
9,378		5,575	3,803
136		137	-1

Form 990PF Part IV - Capital Gains and Losses for Tax on Investment Income - Columns e - h

(e) Gross sales price	(f) Depreciation allowed (or allowable)	(g) Cost or other basis plus expense of sale	(h) Gain or (loss) (e) plus (f) minus (g)
4,099		4,185	-86
2,356		2,384	-28
50		50	
15		15	
40		41	-1
3,664		3,687	-23
8,242		8,822	-580
2,499		2,457	42
684		702	-18
5,520		5,736	-216
8,352		8,723	-371
9,556		9,930	-374
2,029		2,384	-355
8,246		5,556	2,690
15,868		9,951	5,917
14		16	-2
77,739		61,052	16,687
587,735		575,000	12,735
187,265		153,970	33,295
4,158		3,497	661
4,626		4,369	257
9,738		8,454	1,284
56,280		34,750	21,530
1,465		1,721	-256
6,226		2,780	3,446
12,622		5,633	6,989
31,194		22,788	8,406
6,412		5,227	1,185
79,648		105,807	-26,159
813			813

Form 990PF Part IV - Capital Gains and Losses for Tax on Investment Income - Columns e - h

(e) Gross sales price	(f) Depreciation allowed (or allowable)	(g) Cost or other basis plus expense of sale	(h) Gain or (loss) (e) plus (f) minus (g)
331			331
41,782		23,257	18,525
10,289		8,889	1,400
2,043		1,763	280
14,160		12,059	2,101
4,146		3,519	627
11,396		9,201	2,195
2,827		1,577	1,250
4,551		2,575	1,976
11,425		6,528	4,897
6,825		5,985	840
5,527		4,039	1,488
4,893		3,721	1,172
5,093		2,921	2,172
5,561		4,813	748
14,976		16,069	-1,093
2,068		2,235	-167
80,479		81,615	-1,136
6,012		1,049	4,963
35,663		31,453	4,210
8,387		7,390	997
25,896		6,239	19,657
18,748		4,470	14,278
23,027		27,609	-4,582
15,294		13,860	1,434
14,259		12,794	1,465
24,317		34,995	-10,678
16,792		21,335	-4,543
34,629		6,416	28,213
34,969		31,682	3,287

Form 990PF Part IV - Capital Gains and Losses for Tax on Investment Income - Columns e - h

(e) Gross sales price	(f) Depreciation allowed (or allowable)	(g) Cost or other basis plus expense of sale	(h) Gain or (loss) (e) plus (f) minus (g)
9,659		13,813	-4,154
6,131		9,111	-2,980
510		733	-223
9,519		13,643	-4,124
2,043		3,085	-1,042
39,533		40,316	-783
3,913		3,497	416
184,707		175,319	9,388
4,038		6,099	-2,061
5,485		9,630	-4,145
4,627		4,536	91
41,508		33,954	7,554
56,598		68,896	-12,298
12,843		14,820	-1,977
67,722		68,402	-680
1,164		1,767	-603
7,483		11,529	-4,046
6,609		10,675	-4,066
18,872		19,782	-910
2,766		2,932	-166
39,615		41,411	-1,796
5,045		5,976	-931
43,816		54,865	-11,049
15,368		17,255	-1,887
8,777		7,904	873
9,414		14,067	-4,653
68,184		72,183	-3,999
13,212		12,569	643
25,439		35,186	-9,747
42,108		45,798	-3,690

Form 990PF Part IV - Capital Gains and Losses for Tax on Investment Income - Columns e - h

(e) Gross sales price	(f) Depreciation allowed (or allowable)	(g) Cost or other basis plus expense of sale	(h) Gain or (loss) (e) plus (f) minus (g)
23,844		24,363	-519
16,451		20,813	-4,362
561			561
561			561
8,788		7,667	1,121
11,894		7,651	4,243
273		773	-500
2,122		6,312	-4,190
7,368		23,679	-16,311
5,363		16,309	-10,946
8,575		8,303	272
13,971		17,251	-3,280
81,900		64,516	17,384
4,543		14,441	-9,898
8		19	-11
4,645		11,118	-6,473
45,642		50,871	-5,229
4,211		2,144	2,067
8,229		4,179	4,050
1,962		4,338	-2,376
4,866		11,609	-6,743
24,177		27,917	-3,740
3,178		3,167	11
62		63	-1
10,850		11,175	-325
3,302		3,274	28
3,783		3,955	-172
1,675		1,659	16
315		326	-11
9		9	

Form 990PF Part IV - Capital Gains and Losses for Tax on Investment Income - Columns e - h

(e) Gross sales price	(f) Depreciation allowed (or allowable)	(g) Cost or other basis plus expense of sale	(h) Gain or (loss) (e) plus (f) minus (g)
24,294		27,422	-3,128
9,584		11,889	-2,305
37,781		57,386	-19,605
52,540		78,517	-25,977
6,309		7,306	-997
17,001		18,646	-1,645
21,164		32,810	-11,646
25,730		13,989	11,741
5,030		5,589	-559
17,368		21,397	-4,029
14,710		14,512	198
18,866		17,867	999
27,341		11,647	15,694
108,283		166,829	-58,546
21,326		19,689	1,637
4,827		2,844	1,983
14,071		8,259	5,812
27,658		14,683	12,975
114,281		112,732	1,549
2,146		1,308	838
116,420		162,324	-45,904
29,863		40,377	-10,514
48,252		65,433	-17,181
673,297		668,991	4,306
8,415		9,534	-1,119
40,219		56,326	-16,107
4,680		6,490	-1,810
42,853		57,199	-14,346
16,343		20,969	-4,626
181		183	-2

Form 990PF Part IV - Capital Gains and Losses for Tax on Investment Income - Columns e - h

(e) Gross sales price	(f) Depreciation allowed (or allowable)	(g) Cost or other basis plus expense of sale	(h) Gain or (loss) (e) plus (f) minus (g)
3,625		3,698	-73
4,258		4,307	-49
63		64	-1
15		15	
41		41	
3,458		3,479	-21
9,036		9,656	-620
2,915		2,867	48
6,851		7,024	-173
12,151		12,619	-468
11,485		11,983	-498
7,889		8,190	-301
26,602		35,651	-9,049
121		161	-40
28,225		35,169	-6,944
13,646		18,906	-5,260
19,496		16,987	2,509
1,313		1,144	169
3,339		2,917	422
2,491		2,169	322
1,395		1,524	-129
9,914		5,425	4,489
7,949		4,386	3,563
15,531		19,611	-4,080
5,250		6,588	-1,338
2,169		2,357	-188
809,228		750,000	59,228
13,961		18,392	-4,431
17,120		14,555	2,565
2,146		2,272	-126



Form 990PF Part IV - Capital Gains and Losses for Tax on Investment Income - Columns e - h

(e) Gross sales price	(f) Depreciation allowed (or allowable)	(g) Cost or other basis plus expense of sale	(h) Gain or (loss) (e) plus (f) minus (g)
4,736		2,464	2,272
12,587		15,173	-2,586
36,041		29,346	6,695
3,824		3,979	-155
653		649	4
33,639		26,128	7,511
2,149		2,259	-110
3,478		3,430	48
163		64	99
12,893		5,178	7,715
1,784		1,872	-88
2,443		2,384	59
11,673		4,776	6,897
991		1,014	-23
470,184		446,030	24,154
50		52	-2
20,518		14,324	6,194
131,355		126,902	4,453
132,333		136,139	-3,806
2,596		2,698	-102
3,847		3,834	13
62		63	-1
10,061		10,354	-293
3,841		3,808	33
3,635		3,795	-160
1,682		1,667	15
306		316	-10
9		9	
3,783		3,921	-138
40,899		27,324	13,575

Form 990PF Part IV - Capital Gains and Losses for Tax on Investment Income - Columns e - h

(e) Gross sales price	(f) Depreciation allowed (or allowable)	(g) Cost or other basis plus expense of sale	(h) Gain or (loss) (e) plus (f) minus (g)
5,315		1,145	4,170
7,476		6,961	515
5,217		1,126	4,091
9,059		1,954	7,105
5,267		5,385	-118
781		809	-28
61		62	-1
34,332		7,636	26,696
2,999,024		3,008,177	-9,153
659		674	-15
10,381		12,218	-1,837
1,301		1,516	-215
12,025		14,010	-1,985
1,816		1,278	538
19,608		5,038	14,570
9,817		10,172	-355
5,305		5,605	-300
15,153		17,247	-2,094
8,177		4,573	3,604
10,356		5,300	5,056
23,920		16,247	7,673
10,057		4,464	5,593
7,299		3,280	4,019
2,928		3,011	-83
1,749		1,821	-72
6,503		7,451	-948
3,747		4,430	-683
229		231	-2
5,464		5,572	-108
3,272		3,309	-37

Form 990PF Part IV - Capital Gains and Losses for Tax on Investment Income - Columns e - h

(e) Gross sales price	(f) Depreciation allowed (or allowable)	(g) Cost or other basis plus expense of sale	(h) Gain or (loss) (e) plus (f) minus (g)
42		42	
15		15	
41		41	
4,506		4,533	-27
2,520		2,617	-97
4,458		4,387	71
6,682		6,846	-164
7,777		8,072	-295
12,746		13,285	-539
10,713		11,109	-396
3,097		1,738	1,359
3,192		1,438	1,754
6,162		6,138	24
23,132		33,379	-10,247
59,742		85,983	-26,241
9,319		10,794	-1,475
3,362		3,875	-513
5,094		2,645	2,449
4,039		4,185	-146
8,345		3,727	4,618
6,795		8,115	-1,320
3,369		3,265	104
115,913		77,194	38,719
59,648		72,628	-12,980
14,981		18,831	-3,850
13,607		3,539	10,068
1,216		1,550	-334
2,853		3,386	-533
2,474		2,760	-286
29,457		29,125	332

Form 990PF Part IV - Capital Gains and Losses for Tax on Investment Income - Columns e - h

(e) Gross sales price	(f) Depreciation allowed (or allowable)	(g) Cost or other basis plus expense of sale	(h) Gain or (loss) (e) plus (f) minus (g)
16,689		23,802	-7,113
11,478		2,794	8,684
11,603		2,887	8,716
819		900	-81
10,091		11,102	-1,011
3,109		3,300	-191
10,006		4,341	5,665
25,785		13,870	11,915
14,974		16,958	-1,984
10,413		11,522	-1,109
4,647		4,631	16
7,659		8,354	-695
21,917		5,308	16,609
17,442		18,772	-1,330
546		543	3
4,418		4,339	79
39,636		49,550	-9,914
1,842		1,881	-39
29,243		18,188	11,055
14,198		14,825	-627
4,510		4,601	-91
1,713		1,727	-14
3,922		3,909	13
60		61	-1
16,465		16,931	-466
5,040		4,998	42
7,578		7,901	-323
1,690		1,675	15
1,970		2,030	-60
7		8	-1

Form 990PF Part IV - Capital Gains and Losses for Tax on Investment Income - Columns e - h

(e) Gross sales price	(f) Depreciation allowed (or allowable)	(g) Cost or other basis plus expense of sale	(h) Gain or (loss) (e) plus (f) minus (g)
21,003		33,821	-12,818
39,471		48,665	-9,194
21,821		20,552	1,269
7,418		8,618	-1,200
37,217		29,500	7,717
9,340		14,793	-5,453
19,876		20,058	-182
7,929		11,490	-3,561
15,431		19,263	-3,832
11,976		13,212	-1,236
54,648		43,027	11,621
86,822		94,437	-7,615
59,896		60,514	-618
19,801		24,159	-4,358
41,037		9,226	31,811
23,550		13,757	9,793
4,650		4,722	-72
119		120	-1
3,315		3,379	-64
3,583		3,622	-39
5,371		5,425	-54
15		16	-1
41		41	
8,499		8,549	-50
4,458		4,628	-170
4,910		4,834	76
678		694	-16
7,271		7,542	-271
15,139		15,762	-623
16,040		16,617	-577

Form 990PF Part IV - Capital Gains and Losses for Tax on Investment Income - Columns e - h

(e) Gross sales price	(f) Depreciation allowed (or allowable)	(g) Cost or other basis plus expense of sale	(h) Gain or (loss) (e) plus (f) minus (g)
699		662	37
175		110	65
19,468		12,344	7,124
2,892		2,622	270
23,218		20,944	2,274
9,804		6,108	3,696
11,723		10,331	1,392
78,195		76,939	1,256
41,271		40,256	1,015
12,903		12,267	636
15,382		14,666	716
20,120		7,296	12,824
24,511		5,311	19,200
24,098		5,125	18,973
8,652		14,229	-5,577
105,293		108,191	-2,898
29,780		25,586	4,194
18,469		17,099	1,370
32,255		37,321	-5,066
13,545		10,232	3,313
980		923	57
22,882		23,920	-1,038
5,754		4,202	1,552
403,698		442,352	-38,654
931,797		750,000	181,797
3,621		2,305	1,316
8,681		11,373	-2,692
2,631		2,121	510
20,853		20,231	622
2,582		1,668	914

Form 990PF Part IV - Capital Gains and Losses for Tax on Investment Income - Columns e - h

(e) Gross sales price	(f) Depreciation allowed (or allowable)	(g) Cost or other basis plus expense of sale	(h) Gain or (loss) (e) plus (f) minus (g)
144,088		125,000	19,088
109,536		98,163	11,373
43,463		47,993	-4,530
1,044		860	184
11,642		10,654	988
68,925		48,359	20,566
2,259		1,482	777
154,418		140,165	14,253
414,761		393,934	20,827
8,909		6,569	2,340
3,513		2,981	532
38,294		27,122	11,172
4,177		3,743	434
6,207		4,189	2,018
14,802		14,252	550
7,519		6,143	1,376
5,335		5,168	167
5,599		6,990	-1,391
16,501		13,559	2,942
3,125		3,115	10
5,553		5,625	-72
16,540		16,994	-454
3,362		3,334	28
7,382		7,687	-305
1,698		1,682	16
293		301	-8
7		8	-1
3,613		3,127	486
6,279		6,084	195
1,984		1,650	334

Form 990PF Part IV - Capital Gains and Losses for Tax on Investment Income - Columns e - h

(e) Gross sales price	(f) Depreciation allowed (or allowable)	(g) Cost or other basis plus expense of sale	(h) Gain or (loss) (e) plus (f) minus (g)
9,659		8,504	1,155
17,993		12,013	5,980
1,860		1,563	297
5,366		3,682	1,684
4,877		4,168	709
2,323		1,529	794
7,653		2,658	4,995
9,647		6,650	2,997
18,843		17,021	1,822
12,908		10,151	2,757
2,939		2,457	482
4,654		1,630	3,024
3,092		2,198	894
25,989		25,632	357
19,492		18,335	1,157
175		177	-2
2,482		2,528	-46
3,947		3,990	-43
14		15	-1
15		16	-1
41		42	-1
13,009		13,084	-75
6,594		6,840	-246
3,182		3,135	47
6,622		6,775	-153
7,606		7,885	-279
15,452		16,068	-616
18,744		19,397	-653
35,041		35,144	-103
22,186		21,187	999



Form 990PF Part IV - Capital Gains and Losses for Tax on Investment Income - Columns e - h

(e) Gross sales price	(f) Depreciation allowed (or allowable)	(g) Cost or other basis plus expense of sale	(h) Gain or (loss) (e) plus (f) minus (g)
17,337		15,894	1,443
16,621		14,162	2,459
3,212		3,031	181
276		242	34
7,150		6,294	856
3,712		3,765	-53
3,485		2,822	663
9,145		8,110	1,035
2,173		2,311	-138
9,563		7,809	1,754
5,493		4,882	611
8,176		6,850	1,326
2,714		2,839	-125
1,982		1,858	124
5,636		1,772	3,864
5,787		4,402	1,385
5,674		5,393	281
4,410		2,628	1,782
4,128		3,901	227
4,166		3,450	716
28,862		30,704	-1,842
39,507		7,398	32,109
30		32	-2
5,507		4,799	708
3,859		4,528	-669
3,603		3,590	13
55		56	-1
15,433		15,844	-411
2,546		2,525	21
4,693		4,880	-187

Form 990PF Part IV - Capital Gains and Losses for Tax on Investment Income - Columns e - h

(e) Gross sales price	(f) Depreciation allowed (or allowable)	(g) Cost or other basis plus expense of sale	(h) Gain or (loss) (e) plus (f) minus (g)
1,706		1,690	16
334		344	-10
8		8	
59,866		20,817	39,049
98,238		101,050	-2,812
8,343		12,438	-4,095
402		803	-401
2,463		3,718	-1,255
5,235		6,679	-1,444
879		1,740	-861
1,110		1,141	-31
5,829		8,512	-2,683
1,417		2,810	-1,393
34,938		32,956	1,982
8,297		11,652	-3,355
3,074		2,628	446
955		1,870	-915
72,099		75,159	-3,060
21,928		21,490	438
35,593		34,919	674
18,432		18,160	272
9,680		8,114	1,566
3,530		5,970	-2,440
339		668	-329
132		133	-1
2,417		2,460	-43
3,604		3,641	-37
14		15	-1
16		16	
42		42	

Form 990PF Part IV - Capital Gains and Losses for Tax on Investment Income - Columns e - h

(e) Gross sales price	(f) Depreciation allowed (or allowable)	(g) Cost or other basis plus expense of sale	(h) Gain or (loss) (e) plus (f) minus (g)
9,082		9,133	-51
7,431		7,701	-270
1,403		1,438	-35
8,231		8,528	-297
15,148		15,733	-585
17,391		17,978	-587
3,407		5,855	-2,448
14,865		16,772	-1,907
9,402		11,681	-2,279
9,194		15,879	-6,685
22,518		25,827	-3,309
12,196		15,405	-3,209
23,747		40,003	-16,256
			44

Form 990PF Part IV - Capital Gains and Losses for Tax on Investment Income - Columns i - l

Complete only for assets showing gain in column (h) and owned by the foundation on 12/31/69			(l) Gains (Col (h) gain minus col (k), but not less than -0-) or Losses (from col (h))
(i) F M V as of 12/31/69	(j) Adjusted basis as of 12/31/69	(k) Excess of col (i) over col (j), if any	
			-118
			-924
			-488
			69,559
			4,266
			11,362
			3,687
			8,348
			8,291
			14,237
			-857
			6,690
			1,903
			8,291
			205
			1,888
			9,255
			2,922
			7,197
			24
			78
			679
			-75
			-212
			150
			-381
			6,743
			2,009
			168
			42,526

Form 990PF Part IV - Capital Gains and Losses for Tax on Investment Income - Columns i - l

Complete only for assets showing gain in column (h) and owned by the foundation on 12/31/69			(l) Gains (Col (h) gain minus col (k), but not less than -0-) or Losses (from col (h))
(i) FMV as of 12/31/69	(j) Adjusted basis as of 12/31/69	(k) Excess of col (i) over col (j), if any	
			2,094
			6,155
			18,234
			22
			-1
			-686
			24
			-1,034
			15
			-273
			20,313
			-690
			839
			617
			-1
			-173
			-109
			-1
			133
			-53
			-211
			-517
			-773
			3,572
			3,652
			4,226
			498

Form 990PF Part IV - Capital Gains and Losses for Tax on Investment Income - Columns i - l

Complete only for assets showing gain in column (h) and owned by the foundation on 12/31/69			(l) Gains (Col (h) gain minus col (k), but not less than -0-) or Losses (from col (h))
(i) FMV as of 12/31/69	(j) Adjusted basis as of 12/31/69	(k) Excess of col (i) over col (j), if any	
			340
			3,755
			8,205
			7,678
			3,100
			3,716
			67
			1,535
			2,295
			-639
			-82
			7,651
			-10,471
			94
			11,343
			7,107
			1,664
			206
			8,099
			11,428
			10,933
			13,545
			14,940
			6,327
			14,141
			2,626
			-7
			1,119
			-12,494
			-543

Form 990PF Part IV - Capital Gains and Losses for Tax on Investment Income - Columns i - l

Complete only for assets showing gain in column (h) and owned by the foundation on 12/31/69			(l) Gains (Col (h) gain minus col (k), but not less than -0-) or Losses (from col (h))
(i) FMV as of 12/31/69	(j) Adjusted basis as of 12/31/69	(k) Excess of col (i) over col (j), if any	
			695
			6,306
			1,572
			2,060
			44,135
			2,437
			-12,339
			2,140
			23,528
			2,543
			6,844
			740
			4,896
			17,859
			28,039
			4,128
			-497
			-507
			638
			7,312
			-1,328
			2,261
			-293
			-259
			17
			-1
			-428
			40
			-370
			14

Form 990PF Part IV - Capital Gains and Losses for Tax on Investment Income - Columns i - l

Complete only for assets showing gain in column (h) and owned by the foundation on 12/31/69			(l) Gains (Col (h) gain minus col (k), but not less than -0-) or Losses (from col (h))
(i) FMV as of 12/31/69	(j) Adjusted basis as of 12/31/69	(k) Excess of col (i) over col (j), if any	
			-84
			-1
			4,380
			1,043
			-1,428
			3,643
			-1,060
			1,067
			7,665
			1,720
			22,445
			-1,249
			853
			1,307
			991
			25,735
			7,215
			-193
			472
			2,869
			8,515
			13,263
			1,379
			9,214
			2,315
			8,172
			2,097
			190
			732
			1,461



Form 990PF Part IV - Capital Gains and Losses for Tax on Investment Income - Columns i - l

Complete only for assets showing gain in column (h) and owned by the foundation on 12/31/69			(l) Gains (Col (h) gain minus col (k), but not less than -0-) or Losses (from col (h))
(i) FMV as of 12/31/69	(j) Adjusted basis as of 12/31/69	(k) Excess of col (i) over col (j), if any	
			2,408
			371
			362
			-13,329
			1,106
			9,159
			84
			73
			354
			1,554
			480
			388
			1,110
			2,801
			555
			7,454
			699
			656
			9,230
			1,036
			1,088
			906
			11,866
			1,368
			-16,046
			754
			1,533
			12,897
			415
			5,193

Form 990PF Part IV - Capital Gains and Losses for Tax on Investment Income - Columns i - l

Complete only for assets showing gain in column (h) and owned by the foundation on 12/31/69			(l) Gains (Col (h) gain minus col (k), but not less than -0-) or Losses (from col (h))
(i) F M V as of 12/31/69	(j) Adjusted basis as of 12/31/69	(k) Excess of col (i) over col (j), if any	
			3,032
			20,808
			1,873
			-15,173
			-390
			3,115
			734
			861
			-190
			-317
			556
			-2,626
			1,536
			5,420
			4,956
			994
			4,421
			2,977
			1,423
			19,320
			-373
			732
			2,411
			427
			14,845
			23,311
			6,393
			8,016
			2,095
			935

Form 990PF Part IV - Capital Gains and Losses for Tax on Investment Income - Columns i - l

Complete only for assets showing gain in column (h) and owned by the foundation on 12/31/69			(l) Gains (Col (h) gain minus col (k), but not less than -0-) or Losses (from col (h))
(i) F M V as of 12/31/69	(j) Adjusted basis as of 12/31/69	(k) Excess of col (i) over col (j), if any	
			11,875
			13,794
			1,070
			10,363
			2,490
			14,042
			4,568
			314
			5,559
			405
			-4,433
			9,334
			75
			392
			1,490
			615
			598
			4,705
			7,349
			2,514
			12,205
			881
			1,980
			11,318
			6,342
			285
			1,057
			1,252
			10,836
			9,423

Form 990PF Part IV - Capital Gains and Losses for Tax on Investment Income - Columns i - l

Complete only for assets showing gain in column (h) and owned by the foundation on 12/31/69			(l) Gains (Col (h) gain minus col (k), but not less than -0-) or Losses (from col (h))
(i) F M V as of 12/31/69	(j) Adjusted basis as of 12/31/69	(k) Excess of col (i) over col (j), if any	
			460
			4,949
			3,158
			23,681
			2,488
			11,712
			-13,766
			-484
			4,694
			1,406
			1,504
			75
			-580
			583
			-2,411
			2,146
			629
			1,166
			8,131
			2,258
			498
			19,038
			4,572
			8
			683
			896
			2,511
			24,327
			23,375
			6,900

Form 990PF Part IV - Capital Gains and Losses for Tax on Investment Income - Columns i - l

Complete only for assets showing gain in column (h) and owned by the foundation on 12/31/69			(l) Gains (Col (h) gain minus col (k), but not less than -0-) or Losses (from col (h))
(i) FMV as of 12/31/69	(j) Adjusted basis as of 12/31/69	(k) Excess of col (i) over col (j), if any	
			8,221
			4,321
			12,643
			15,119
			986
			50,539
			10,401
			3,324
			13,402
			7,966
			6,116
			303
			-4,704
			9,559
			121
			83
			2,301
			202
			1,217
			799
			5,229
			8,154
			2,913
			12,631
			51
			841
			2,836
			11,362
			13,008
			2,227

Form 990PF Part IV - Capital Gains and Losses for Tax on Investment Income - Columns i - l

Complete only for assets showing gain in column (h) and owned by the foundation on 12/31/69			(l) Gains (Col (h) gain minus col (k), but not less than -0-) or Losses (from col (h))
(i) FMV as of 12/31/69	(j) Adjusted basis as of 12/31/69	(k) Excess of col (i) over col (j), if any	
			1,945
			12,825
			633
			5,409
			2,817
			24,721
			2,729
			11,237
			-8,948
			-529
			295
			10,561
			1,689
			-625
			725
			-2,568
			5,004
			10,629
			1,072
			6,982
			3,563
			14,675
			3,792
			649
			2,804
			19,023
			6,296
			6,415
			3,095
			9,767

Form 990PF Part IV - Capital Gains and Losses for Tax on Investment Income - Columns i - l

Complete only for assets showing gain in column (h) and owned by the foundation on 12/31/69			(l) Gains (Col (h) gain minus col (k), but not less than -0-) or Losses (from col (h))
(i) FMV as of 12/31/69	(j) Adjusted basis as of 12/31/69	(k) Excess of col (i) over col (j), if any	
			11,510
			963
			-439
			7,787
			-764
			-757
			-683
			2,741
			10,263
			6,794
			4,711
			-2
			-145
			-64
			-1
			-1
			-19
			179
			-1
			-207
			-96
			-402
			56
			429
			-420
			602
			5,643
			5,099
			384

Form 990PF Part IV - Capital Gains and Losses for Tax on Investment Income - Columns i - l

Complete only for assets showing gain in column (h) and owned by the foundation on 12/31/69			(l) Gains (Col (h) gain minus col (k), but not less than -0-) or Losses (from col (h))
(i) F M V as of 12/31/69	(j) Adjusted basis as of 12/31/69	(k) Excess of col (i) over col (j), if any	
			344
			2,371
			1,483
			965
			2,544
			8,370
			2,556
			12,929
			563
			2,653
			8,974
			5,426
			12,901
			2,012
			1,667
			13,062
			505
			4,877
			2,085
			18,555
			2,108
			-538
			-186
			1,100
			1,118
			10,185
			1,388
			-411
			692
			-1,855



Form 990PF Part IV - Capital Gains and Losses for Tax on Investment Income - Columns i - l

Complete only for assets showing gain in column (h) and owned by the foundation on 12/31/69			(l) Gains (Col (h) gain minus col (k), but not less than -0-) or Losses (from col (h))
(i) F M V as of 12/31/69	(j) Adjusted basis as of 12/31/69	(k) Excess of col (i) over col (j), if any	
			4,090
			-41
			5,271
			24,930
			-918
			-77
			-1,972
			-469
			10,426
			14,879
			-4,956
			23,494
			42,602
			15,275
			-932
			2,503
			16,718
			-1,161
			1,072
			673
			-57
			705
			5,658
			-35
			-494
			2
			-363
			8,402
			311
			-83

Form 990PF Part IV - Capital Gains and Losses for Tax on Investment Income - Columns i - l

Complete only for assets showing gain in column (h) and owned by the foundation on 12/31/69			(l) Gains (Col (h) gain minus col (k), but not less than -0-) or Losses (from col (h))
(i) FMV as of 12/31/69	(j) Adjusted basis as of 12/31/69	(k) Excess of col (i) over col (j), if any	
			-36
			-324
			16,391
			-36
			-45
			-10
			-399
			-667
			7,692
			3,334
			7,167
			15
			-1
			-240
			63
			-272
			15
			-116
			9,165
			4
			6,897
			14,083
			-296
			-1,424
			505
			2,340
			916
			1,862
			7,684

Form 990PF Part IV - Capital Gains and Losses for Tax on Investment Income - Columns i - l

Complete only for assets showing gain in column (h) and owned by the foundation on 12/31/69			(l) Gains (Col (h) gain minus col (k), but not less than -0-) or Losses (from col (h))
(i) FMV as of 12/31/69	(j) Adjusted basis as of 12/31/69	(k) Excess of col (i) over col (j), if any	
			11,588
			-1,089
			-1,000
			3,512
			4,312
			4,305
			2,521
			1,422
			-368
			7,163
			13,040
			672
			-2
			-103
			-92
			-1
			-19
			75
			-114
			-201
			-406
			-251
			22
			520
			1,771
			4,594
			30
			-62

Form 990PF Part IV - Capital Gains and Losses for Tax on Investment Income - Columns i - l

Complete only for assets showing gain in column (h) and owned by the foundation on 12/31/69			(l) Gains (Col (h) gain minus col (k), but not less than -0-) or Losses (from col (h))
(i) F M V as of 12/31/69	(j) Adjusted basis as of 12/31/69	(k) Excess of col (i) over col (j), if any	
			-555
			41,975
			-1,299
			21,608
			3,996
			19,765
			-83
			2,927
			28,690
			11,013
			6,069
			8,856
			1,142
			-849
			33,442
			1,512
			18,090
			1,181
			18,498
			4,422
			4,410
			8,510
			-607
			-4
			-1,294
			-3,085
			601
			6,741
			18,925
			16,416

Form 990PF Part IV - Capital Gains and Losses for Tax on Investment Income - Columns i - l

Complete only for assets showing gain in column (h) and owned by the foundation on 12/31/69			(l) Gains (Col (h) gain minus col (k), but not less than -0-) or Losses (from col (h))
(i) FMV as of 12/31/69	(j) Adjusted basis as of 12/31/69	(k) Excess of col (i) over col (j), if any	
			31,778
			-3,731
			13,520
			13,214
			-6,154
			13,940
			-4,542
			34,331
			7
			139
			379
			10,793
			7,456
			1,088
			993
			-15,677
			82,891
			8,632
			50,271
			168
			417
			3,832
			3,693
			-978
			87
			6,390
			-686
			-26
			762
			3,042

Form 990PF Part IV - Capital Gains and Losses for Tax on Investment Income - Columns i - l

Complete only for assets showing gain in column (h) and owned by the foundation on 12/31/69			(l) Gains (Col (h) gain minus col (k), but not less than -0-) or Losses (from col (h))
(i) FMV as of 12/31/69	(j) Adjusted basis as of 12/31/69	(k) Excess of col (i) over col (j), if any	
			489
			903
			-666
			3,599
			9,697
			367
			186
			15,367
			11,168
			27
			461
			-630
			-433
			-1,343
			-230
			2,540
			73
			91
			290
			52
			27
			-325
			-511
			-178
			13,247
			2,226
			9,884
			3,341
			-165
			-18

Form 990PF Part IV - Capital Gains and Losses for Tax on Investment Income - Columns i - l

Complete only for assets showing gain in column (h) and owned by the foundation on 12/31/69			(l) Gains (Col (h) gain minus col (k), but not less than -0-) or Losses (from col (h))
(i) F M V as of 12/31/69	(j) Adjusted basis as of 12/31/69	(k) Excess of col (i) over col (j), if any	
			-561
			6,355
			3
			46
			1,131
			2,770
			4,489
			-419
			220
			4,057
			-63
			-683
			13,507
			13
			-188
			40
			-216
			15
			-12
			5,360
			19,632
			1,723
			350
			12,440
			115
			-149
			-353

Form 990PF Part IV - Capital Gains and Losses for Tax on Investment Income - Columns i - l

Complete only for assets showing gain in column (h) and owned by the foundation on 12/31/69			(l) Gains (Col (h) gain minus col (k), but not less than -0-) or Losses (from col (h))
(i) F M V as of 12/31/69	(j) Adjusted basis as of 12/31/69	(k) Excess of col (i) over col (j), if any	
			-537
			288
			1,029
			392
			247
			535
			747
			963
			-218
			-699
			-1
			-96
			-68
			-20
			33
			-2
			-200
			-44
			-268
			-198
			11,319
			2,784
			2,561
			-2,897
			6,152
			37,675
			8,493



Form 990PF Part IV - Capital Gains and Losses for Tax on Investment Income - Columns i - l

Complete only for assets showing gain in column (h) and owned by the foundation on 12/31/69			(l) Gains (Col (h) gain minus col (k), but not less than -0-) or Losses (from col (h))
(i) FMV as of 12/31/69	(j) Adjusted basis as of 12/31/69	(k) Excess of col (i) over col (j), if any	
			15,156
			4,869
			6,177
			-64
			14,685
			12,238
			828
			9,736
			10,529
			14,108
			11,574
			17,870
			1,569
			332
			5,728
			13,100
			7,161
			24,357
			13
			-29
			4,083
			10,548
			36,866
			14,754
			301
			154
			-3,423
			3,135
			502
			218

Form 990PF Part IV - Capital Gains and Losses for Tax on Investment Income - Columns i - l

Complete only for assets showing gain in column (h) and owned by the foundation on 12/31/69			(l) Gains (Col (h) gain minus col (k), but not less than -0-) or Losses (from col (h))
(i) F M V as of 12/31/69	(j) Adjusted basis as of 12/31/69	(k) Excess of col (i) over col (j), if any	
			13
			-1
			-202
			21
			-233
			15
			-13
			173
			1,665
			-464
			397
			-9,832
			-7,120
			529
			3,164
			1,173
			-89
			1,414
			555
			1,445
			930
			609
			12,028
			-98
			476
			-574
			-8
			4,398
			7,307

Form 990PF Part IV - Capital Gains and Losses for Tax on Investment Income - Columns i - l

Complete only for assets showing gain in column (h) and owned by the foundation on 12/31/69			(l) Gains (Col (h) gain minus col (k), but not less than -0-) or Losses (from col (h))
(i) F M V as of 12/31/69	(j) Adjusted basis as of 12/31/69	(k) Excess of col (i) over col (j), if any	
			5,717
			7,672
			1,285
			4,655
			3,496
			4,107
			3,209
			788
			-1,203
			2,105
			984
			1,154
			-321
			688
			8,080
			1,958
			-511
			988
			3,369
			809
			-263
			2,929
			5,640
			-76
			3,831
			6,045
			3,466
			4,867
			-302
			-402

Form 990PF Part IV - Capital Gains and Losses for Tax on Investment Income - Columns i - l

Complete only for assets showing gain in column (h) and owned by the foundation on 12/31/69			(l) Gains (Col (h) gain minus col (k), but not less than -0-) or Losses (from col (h))
(i) F M V as of 12/31/69	(j) Adjusted basis as of 12/31/69	(k) Excess of col (i) over col (j), if any	
			-488
			3,033
			-850
			286
			418
			2,317
			418
			3,354
			757
			-89
			1,007
			39
			-180
			5,931
			1,554
			188
			3,999
			3,073
			3,121
			2,774
			231
			3,856
			5,285
			1,854
			5,841
			5,292
			7,926
			-2,278
			1,628
			960

Form 990PF Part IV - Capital Gains and Losses for Tax on Investment Income - Columns i - l

Complete only for assets showing gain in column (h) and owned by the foundation on 12/31/69			(l) Gains (Col (h) gain minus col (k), but not less than -0-) or Losses (from col (h))
(i) F M V as of 12/31/69	(j) Adjusted basis as of 12/31/69	(k) Excess of col (i) over col (j), if any	
			4,495
			1,330
			912
			-111
			-2,234
			571
			294
			873
			1,403
			3,139
			-1,613
			4,867
			-125
			-83
			-132
			3,287
			1,592
			-6,554
			-2,904
			-3,181
			-116
			-2,476
			957
			-618
			-1
			-132
			-35
			-1

Form 990PF Part IV - Capital Gains and Losses for Tax on Investment Income - Columns i - l

Complete only for assets showing gain in column (h) and owned by the foundation on 12/31/69			(l) Gains (Col (h) gain minus col (k), but not less than -0-) or Losses (from col (h))
(i) F M V as of 12/31/69	(j) Adjusted basis as of 12/31/69	(k) Excess of col (i) over col (j), if any	
			-19
			73
			-1
			-22
			-154
			-216
			-230
			-598
			723
			-141
			9,274
			496
			-230
			-784
			625
			-9,626
			3,761
			10,868
			-3,476
			-10,067
			37
			387
			639
			695
			6,308
			779
			-1,701
			-276
			876
			3,637

Form 990PF Part IV - Capital Gains and Losses for Tax on Investment Income - Columns i - l

Complete only for assets showing gain in column (h) and owned by the foundation on 12/31/69			(l) Gains (Col (h) gain minus col (k), but not less than -0-) or Losses (from col (h))
(i) FMV as of 12/31/69	(j) Adjusted basis as of 12/31/69	(k) Excess of col (i) over col (j), if any	
			4,475
			67
			6,112
			16,163
			5,501
			7,891
			7,464
			2,651
			46,790
			10,163
			21,274
			20,684
			17,558
			-528
			3,457
			-68
			3,376
			-1,858
			19,294
			11
			-1
			-155
			18
			-65
			15
			-112
			24,258
			1,758
			8,310

Form 990PF Part IV - Capital Gains and Losses for Tax on Investment Income - Columns i - l

Complete only for assets showing gain in column (h) and owned by the foundation on 12/31/69			(l) Gains (Col (h) gain minus col (k), but not less than -0-) or Losses (from col (h))
(i) F M V as of 12/31/69	(j) Adjusted basis as of 12/31/69	(k) Excess of col (i) over col (j), if any	
			-559
			-1,092
			19,557
			6,280
			8,060
			10,688
			5,549
			6,956
			11,298
			9,699
			4,000
			557
			12,464
			386
			773
			10,663
			5,326
			2,074
			2,706
			642
			4,283
			7,975
			-2
			-98
			-44
			-1
			-1
			-19
			74



Form 990PF Part IV - Capital Gains and Losses for Tax on Investment Income - Columns i - l

Complete only for assets showing gain in column (h) and owned by the foundation on 12/31/69			(l) Gains (Col (h) gain minus col (k), but not less than -0-) or Losses (from col (h))
(i) F M V as of 12/31/69	(j) Adjusted basis as of 12/31/69	(k) Excess of col (i) over col (j), if any	
			-1
			-26
			-207
			-219
			-217
			319
			2,421
			2,736
			-1,536
			361
			797
			71,810
			20,470
			3,617
			-97
			-253
			-572
			5,374
			9,789
			6,546
			1,085
			2,629
			-469
			-3,447
			1,588
			2,080
			2,289
			1,637
			2,048
			5,189

Form 990PF Part IV - Capital Gains and Losses for Tax on Investment Income - Columns i - l

Complete only for assets showing gain in column (h) and owned by the foundation on 12/31/69			(l) Gains (Col (h) gain minus col (k), but not less than -0-) or Losses (from col (h))
(i) F M V as of 12/31/69	(j) Adjusted basis as of 12/31/69	(k) Excess of col (i) over col (j), if any	
			1,618
			4,643
			6,734
			3,000
			440
			670
			22,294
			1,508
			-3,915
			623
			165
			18,544
			19,297
			559
			5,845
			12,906
			11,033
			7,553
			9,267
			-1,800
			-270
			2,821
			-76
			-1,233
			-559
			5,718
			15,855
			8,932
			9,930
			11,278

Form 990PF Part IV - Capital Gains and Losses for Tax on Investment Income - Columns i - l

Complete only for assets showing gain in column (h) and owned by the foundation on 12/31/69			(l) Gains (Col (h) gain minus col (k), but not less than -0-) or Losses (from col (h))
(i) F M V as of 12/31/69	(j) Adjusted basis as of 12/31/69	(k) Excess of col (i) over col (j), if any	
			2,666
			-197
			-211
			15,357
			5,413
			10,113
			13,202
			16,702
			1,387
			8,007
			-8,217
			11,044
			-5,601
			14,050
			475
			1,485
			257
			-676
			-42
			2,342
			2,819
			1,014
			-687
			16,954
			1,173
			383
			9,779
			3,581
			6,491
			3,032

Form 990PF Part IV - Capital Gains and Losses for Tax on Investment Income - Columns i - l

Complete only for assets showing gain in column (h) and owned by the foundation on 12/31/69			(l) Gains (Col (h) gain minus col (k), but not less than -0-) or Losses (from col (h))
(i) FMV as of 12/31/69	(j) Adjusted basis as of 12/31/69	(k) Excess of col (i) over col (j), if any	
			6,353
			14
			-1
			-262
			19
			-387
			15
			-11
			3,781
			-2,319
			1,609
			639
			1,589
			-30
			2,611
			-990
			13,566
			6,294
			-328
			593
			318
			1,122
			4,322
			9,430
			5,686
			31,936
			1,217
			3,803
			-1

Form 990PF Part IV - Capital Gains and Losses for Tax on Investment Income - Columns i - l

Complete only for assets showing gain in column (h) and owned by the foundation on 12/31/69			(l) Gains (Col (h) gain minus col (k), but not less than -0-) or Losses (from col (h))
(i) F M V as of 12/31/69	(j) Adjusted basis as of 12/31/69	(k) Excess of col (i) over col (j), if any	
			-86
			-28
			-1
			-23
			-580
			42
			-18
			-216
			-371
			-374
			-355
			2,690
			5,917
			-2
			16,687
			12,735
			33,295
			661
			257
			1,284
			21,530
			-256
			3,446
			6,989
			8,406
			1,185
			-26,159
			813

Form 990PF Part IV - Capital Gains and Losses for Tax on Investment Income - Columns i - l

Complete only for assets showing gain in column (h) and owned by the foundation on 12/31/69			(l) Gains (Col (h) gain minus col (k), but not less than -0-) or Losses (from col (h))
(i) F M V as of 12/31/69	(j) Adjusted basis as of 12/31/69	(k) Excess of col (i) over col (j), if any	
			331
			18,525
			1,400
			280
			2,101
			627
			2,195
			1,250
			1,976
			4,897
			840
			1,488
			1,172
			2,172
			748
			-1,093
			-167
			-1,136
			4,963
			4,210
			997
			19,657
			14,278
			-4,582
			1,434
			1,465
			-10,678
			-4,543
			28,213
			3,287

Form 990PF Part IV - Capital Gains and Losses for Tax on Investment Income - Columns i - l

Complete only for assets showing gain in column (h) and owned by the foundation on 12/31/69			(l) Gains (Col (h) gain minus col (k), but not less than -0-) or Losses (from col (h))
(i) F M V as of 12/31/69	(j) Adjusted basis as of 12/31/69	(k) Excess of col (i) over col (j), if any	
			-4,154
			-2,980
			-223
			-4,124
			-1,042
			-783
			416
			9,388
			-2,061
			-4,145
			91
			7,554
			-12,298
			-1,977
			-680
			-603
			-4,046
			-4,066
			-910
			-166
			-1,796
			-931
			-11,049
			-1,887
			873
			-4,653
			-3,999
			643
			-9,747
			-3,690

Form 990PF Part IV - Capital Gains and Losses for Tax on Investment Income - Columns i - l

Complete only for assets showing gain in column (h) and owned by the foundation on 12/31/69			(l) Gains (Col (h) gain minus col (k), but not less than -0-) or Losses (from col (h))
(i) F M V as of 12/31/69	(j) Adjusted basis as of 12/31/69	(k) Excess of col (i) over col (j), if any	
			-519
			-4,362
			561
			561
			1,121
			4,243
			-500
			-4,190
			-16,311
			-10,946
			272
			-3,280
			17,384
			-9,898
			-11
			-6,473
			-5,229
			2,067
			4,050
			-2,376
			-6,743
			-3,740
			11
			-1
			-325
			28
			-172
			16
			-11



Form 990PF Part IV - Capital Gains and Losses for Tax on Investment Income - Columns i - l

Complete only for assets showing gain in column (h) and owned by the foundation on 12/31/69			(l) Gains (Col (h) gain minus col (k), but not less than -0-) or Losses (from col (h))
(i) FMV as of 12/31/69	(j) Adjusted basis as of 12/31/69	(k) Excess of col (i) over col (j), if any	
			-3,128
			-2,305
			-19,605
			-25,977
			-997
			-1,645
			-11,646
			11,741
			-559
			-4,029
			198
			999
			15,694
			-58,546
			1,637
			1,983
			5,812
			12,975
			1,549
			838
			-45,904
			-10,514
			-17,181
			4,306
			-1,119
			-16,107
			-1,810
			-14,346
			-4,626
			-2

Form 990PF Part IV - Capital Gains and Losses for Tax on Investment Income - Columns i - l

Complete only for assets showing gain in column (h) and owned by the foundation on 12/31/69			(l) Gains (Col (h) gain minus col (k), but not less than -0-) or Losses (from col (h))
(i) F M V as of 12/31/69	(j) Adjusted basis as of 12/31/69	(k) Excess of col (i) over col (j), if any	
			-73
			-49
			-1
			-21
			-620
			48
			-173
			-468
			-498
			-301
			-9,049
			-40
			-6,944
			-5,260
			2,509
			169
			422
			322
			-129
			4,489
			3,563
			-4,080
			-1,338
			-188
			59,228
			-4,431
			2,565
			-126

Form 990PF Part IV - Capital Gains and Losses for Tax on Investment Income - Columns i - l

Complete only for assets showing gain in column (h) and owned by the foundation on 12/31/69			(l) Gains (Col (h) gain minus col (k), but not less than -0-) or Losses (from col (h))
(i) FMV as of 12/31/69	(j) Adjusted basis as of 12/31/69	(k) Excess of col (i) over col (j), if any	
			2,272
			-2,586
			6,695
			-155
			4
			7,511
			-110
			48
			99
			7,715
			-88
			59
			6,897
			-23
			24,154
			-2
			6,194
			4,453
			-3,806
			-102
			13
			-1
			-293
			33
			-160
			15
			-10
			-138
			13,575

Form 990PF Part IV - Capital Gains and Losses for Tax on Investment Income - Columns i - l

Complete only for assets showing gain in column (h) and owned by the foundation on 12/31/69			(l) Gains (Col (h) gain minus col (k), but not less than -0-) or Losses (from col (h))
(i) F M V as of 12/31/69	(j) Adjusted basis as of 12/31/69	(k) Excess of col (i) over col (j), if any	
			4,170
			515
			4,091
			7,105
			-118
			-28
			-1
			26,696
			-9,153
			-15
			-1,837
			-215
			-1,985
			538
			14,570
			-355
			-300
			-2,094
			3,604
			5,056
			7,673
			5,593
			4,019
			-83
			-72
			-948
			-683
			-2
			-108
			-37

Form 990PF Part IV - Capital Gains and Losses for Tax on Investment Income - Columns i - l

Complete only for assets showing gain in column (h) and owned by the foundation on 12/31/69			(l) Gains (Col (h) gain minus col (k), but not less than -0-) or Losses (from col (h))
(i) F M V as of 12/31/69	(j) Adjusted basis as of 12/31/69	(k) Excess of col (i) over col (j), if any	
			-27
			-97
			71
			-164
			-295
			-539
			-396
			1,359
			1,754
			24
			-10,247
			-26,241
			-1,475
			-513
			2,449
			-146
			4,618
			-1,320
			104
			38,719
			-12,980
			-3,850
			10,068
			-334
			-533
			-286
			332

Form 990PF Part IV - Capital Gains and Losses for Tax on Investment Income - Columns i - l

Complete only for assets showing gain in column (h) and owned by the foundation on 12/31/69			(l) Gains (Col (h) gain minus col (k), but not less than -0-) or Losses (from col (h))
(i) FMV as of 12/31/69	(j) Adjusted basis as of 12/31/69	(k) Excess of col (i) over col (j), if any	
			-7,113
			8,684
			8,716
			-81
			-1,011
			-191
			5,665
			11,915
			-1,984
			-1,109
			16
			-695
			16,609
			-1,330
			3
			79
			-9,914
			-39
			11,055
			-627
			-91
			-14
			13
			-1
			-466
			42
			-323
			15
			-60
			-1

Form 990PF Part IV - Capital Gains and Losses for Tax on Investment Income - Columns i - l

Complete only for assets showing gain in column (h) and owned by the foundation on 12/31/69			(l) Gains (Col (h) gain minus col (k), but not less than -0-) or Losses (from col (h))
(i) F M V as of 12/31/69	(j) Adjusted basis as of 12/31/69	(k) Excess of col (i) over col (j), if any	
			-12,818
			-9,194
			1,269
			-1,200
			7,717
			-5,453
			-182
			-3,561
			-3,832
			-1,236
			11,621
			-7,615
			-618
			-4,358
			31,811
			9,793
			-72
			-1
			-64
			-39
			-54
			-1
			-50
			-170
			76
			-16
			-271
			-623
			-577

Form 990PF Part IV - Capital Gains and Losses for Tax on Investment Income - Columns i - l

Complete only for assets showing gain in column (h) and owned by the foundation on 12/31/69			(l) Gains (Col (h) gain minus col (k), but not less than -0-) or Losses (from col (h))
(i) F M V as of 12/31/69	(j) Adjusted basis as of 12/31/69	(k) Excess of col (i) over col (j), if any	
			37
			65
			7,124
			270
			2,274
			3,696
			1,392
			1,256
			1,015
			636
			716
			12,824
			19,200
			18,973
			-5,577
			-2,898
			4,194
			1,370
			-5,066
			3,313
			57
			-1,038
			1,552
			-38,654
			181,797
			1,316
			-2,692
			510
			622
			914



Form 990PF Part IV - Capital Gains and Losses for Tax on Investment Income - Columns i - l

Complete only for assets showing gain in column (h) and owned by the foundation on 12/31/69			(l) Gains (Col (h) gain minus col (k), but not less than -0-) or Losses (from col (h))
(i) FMV as of 12/31/69	(j) Adjusted basis as of 12/31/69	(k) Excess of col (i) over col (j), if any	
			19,088
			11,373
			-4,530
			184
			988
			20,566
			777
			14,253
			20,827
			2,340
			532
			11,172
			434
			2,018
			550
			1,376
			167
			-1,391
			2,942
			10
			-72
			-454
			28
			-305
			16
			-8
			-1
			486
			195
			334

Form 990PF Part IV - Capital Gains and Losses for Tax on Investment Income - Columns i - l

Complete only for assets showing gain in column (h) and owned by the foundation on 12/31/69			(l) Gains (Col (h) gain minus col (k), but not less than -0-) or Losses (from col (h))
(i) F M V as of 12/31/69	(j) Adjusted basis as of 12/31/69	(k) Excess of col (i) over col (j), if any	
			1,155
			5,980
			297
			1,684
			709
			794
			4,995
			2,997
			1,822
			2,757
			482
			3,024
			894
			357
			1,157
			-2
			-46
			-43
			-1
			-1
			-1
			-75
			-246
			47
			-153
			-279
			-616
			-653
			-103
			999

Form 990PF Part IV - Capital Gains and Losses for Tax on Investment Income - Columns i - l

Complete only for assets showing gain in column (h) and owned by the foundation on 12/31/69			(l) Gains (Col (h) gain minus col (k), but not less than -0-) or Losses (from col (h))
(i) FMV as of 12/31/69	(j) Adjusted basis as of 12/31/69	(k) Excess of col (i) over col (j), if any	
			1,443
			2,459
			181
			34
			856
			-53
			663
			1,035
			-138
			1,754
			611
			1,326
			-125
			124
			3,864
			1,385
			281
			1,782
			227
			716
			-1,842
			32,109
			-2
			708
			-669
			13
			-1
			-411
			21
			-187

Form 990PF Part IV - Capital Gains and Losses for Tax on Investment Income - Columns i - l

Complete only for assets showing gain in column (h) and owned by the foundation on 12/31/69			(l) Gains (Col (h) gain minus col (k), but not less than -0-) or Losses (from col (h))
(i) F M V as of 12/31/69	(j) Adjusted basis as of 12/31/69	(k) Excess of col (i) over col (j), if any	
			16
			-10
			39,049
			-2,812
			-4,095
			-401
			-1,255
			-1,444
			-861
			-31
			-2,683
			-1,393
			1,982
			-3,355
			446
			-915
			-3,060
			438
			674
			272
			1,566
			-2,440
			-329
			-1
			-43
			-37
			-1


Form 990PF Part IV - Capital Gains and Losses for Tax on Investment Income - Columns i - l

Complete only for assets showing gain in column (h) and owned by the foundation on 12/31/69			(l) Gains (Col (h) gain minus col (k), but not less than -0-) or Losses (from col (h))
(i) F M V as of 12/31/69	(j) Adjusted basis as of 12/31/69	(k) Excess of col (i) over col (j), if any	
			-51
			-270
			-35
			-297
			-585
			-587
			-2,448
			-1,907
			-2,279
			-6,685
			-3,309
			-3,209
			-16,256

Form 990PF Part XV Line 3 - Grants and Contributions Paid During the Year or Approved for Future Payment

Recipient	If recipient is an individual, show any relationship to any foundation manager or substantial contributor	Foundation status of recipient	Purpose of grant or contribution	Amount
Name and address (home or business)				
<b>a</b> <i>Paid during the year</i>				
Baltimore Medical System Inc3501 SINCLAIR LANE BALTIMORE,MD 21213	NONE	PUBLIC CHARITY	GENERAL	80,000
Alzheimer's Disease and Related Disorders209 MILFORD STREET C SALISBURY,MD 218047099	NONE	PUBLIC CHARITY	GENERAL	50,000
University of Maryland Baltimore Foundation620 W LEXINGTON STREET BALTIMORE,MD 21201	NONE	PUBLIC CHARITY	GENERAL	50,000
Maryland Hospital Research and Education Fdn6820 DEERPATH ROAD ELKRIDGE,MD 21075	NONE	PUBLIC CHARITY	GENERAL	100,000
Association of Baltimore Area Grantmakers2 EAST READ STREET 2ND FLOOR BALTIMORE,MD 21202	NONE	PUBLIC CHARITY	GENERAL	4,500
Civic Leadership Fund at BCF2 EAST READ STREET BALTIMORE,MD 21202	NONE	PUBLIC CHARITY	GENERAL	90,000
The Associated Jewish Community Federation101 WEST MOUNT ROYAL AVENUE BALTIMORE,MD 21201	NONE	PUBLIC CHARITY	GENERAL	180,065
United Way of Central Maryland Inc 100 S CHARLES ST 5TH FL BOX 1576 BALTIMORE,MD 21203	NONE	PUBLIC CHARITY	GENERAL	27,500
Historic East Baltimore Community Action C1212 NORTH WOLFE STREET BALTIMORE,MD 212133303	NONE	PUBLIC CHARITY	GENERAL	30,000
Central Scholarship Bureau Inc1700 REISTERSTOWN RD SUITE 220 BALTIMORE,MD 21208	NONE	PUBLIC CHARITY	GENERAL	100,000
Johns Hopkins University School of Nursing525 NORTH WOLFE STREET BALTIMORE,MD 21205	NONE	PUBLIC CHARITY	GENERAL	150,000
Art With A Heart3355 KESWICK ROAD 104 BALTIMORE,MD 212112657	NONE	PUBLIC CHARITY	GENERAL	12,500
B'More Clubhouse Inc5 EAST READ STREET BALTIMORE,MD 21202	NONE	PUBLIC CHARITY	GENERAL	50,000
Healthcare for the Homeless Inc421 FALLSWAY BALTIMORE,MD 21202	NONE	PUBLIC CHARITY	GENERAL	75,000
Mental Health Association of Maryland711 W 40TH STREET SUITE 460 BALTIMORE,MD 21211	NONE	PUBLIC CHARITY	GENERAL	84,000
Mosaic Community Services Inc 5438 YORK ROAD BALTIMORE,MD 212123842	NONE	PUBLIC CHARITY	GENERAL	67,500
The Jewish Museum of Maryland Inc 15 LLOYD STREET BALTIMORE,MD 21201	NONE	PUBLIC CHARITY	GENERAL	50,000
THE BEACON INSTITUTE10280 OLD COLUMBIA ROAD 220 COLUMBIA,MD 21046	NONE	PUBLIC CHARITY	GENERAL	97,000
Carroll County Youth Service Bureau 59 KATE WAGNER ROAD WESTMINSTER,MD 21157	NONE	PUBLIC CHARITY	GENERAL	84,376
The Family Tree Inc2108 NORTH CHARLES STREET BALTIMORE,MD 21218	NONE	PUBLIC CHARITY	GENERAL	35,000
Helping Up Mission of Baltimore City Inc1029 EAST BALTIMORE STREET BALTIMORE,MD 21202	NONE	PUBLIC CHARITY	GENERAL	80,000
Marian House949 GORSUCH AVENUE BALTIMORE,MD 21218	NONE	PUBLIC CHARITY	GENERAL	27,430
Sheppard Pratt Health System Inc 6501 NORTH CHARLES STREET BALTIMORE,MD 21285	NONE	PUBLIC CHARITY	GENERAL	50,000
Johns Hopkins University3400 NORTH CHARLES STREET BALTIMORE,MD 21218	NONE	PUBLIC CHARITY	GENERAL	400,000
Daughter For The Day Inc10903 INDIAN HEAD HIGHWAY SUITE 50 FORT WASHINGTON,MD 20744	NONE	PUBLIC CHARITY	GENERAL	25,000
Legal Aid Bureau Inc500 EAST LEXINGTON STREET BALTIMORE,MD 21202	NONE	PUBLIC CHARITY	GENERAL	75,000
Levindale Hebrew Geriatric Center and Hosp2401 WEST BELVEDERE AVENUE BALTIMORE,MD 21215	NONE	PUBLIC CHARITY	GENERAL	70,000
Pastoral Counseling Services of Maryland10010 FERNWOOD ROAD BETHESDA,MD 20817	NONE	PUBLIC CHARITY	GENERAL	32,500
MEDICARE RIGHTS CENTER520 8TH AVENUE 3 NEW YORK,NY 10018	NONE	PUBLIC CHARITY	GENERAL	20,000
FAMILY LEAGUE OF BALTIMORE CITY2305 NORTH CHARLES STREET BALTIMORE,MD 21218	NONE	PUBLIC CHARITY	GENERAL	89,390

Form 990PF Part XV Line 3 - Grants and Contributions Paid During the Year or Approved for Future Payment

Recipient	If recipient is an individual, show any relationship to any foundation manager or substantial contributor	Foundation status of recipient	Purpose of grant or contribution	Amount
Name and address (home or business)				
<b>a</b> <i>Paid during the year</i>				
On Our Own of Maryland Inc1521 EDGEWOOD STREET BALTIMORE,MD 21227	NONE	PUBLIC CHARITY	GENERAL	30,000
<b>Total . . . . .</b>  <b>3a</b>				2,316,761

**TY 2011 Distribution from Corpus Election**

**Name:** LEONARD AND HELEN R STULMAN CHARITABLE

**EIN:** 52-1491609

**Election:** ELECTION UNDER REGULATION 53.4942(a)-3(d)(2) TO APPLY ALL  
OR PART OF THE 2009 QUALIFYING DISTRIBUTIONS TO CORPUS



**TY 2011 Investments Corporate  
Bonds Schedule****Name:** LEONARD AND HELEN R STULMAN CHARITABLE**EIN:** 52-1491609

<b>Name of Bond</b>	<b>End of Year Book Value</b>	<b>End of Year Fair Market Value</b>
FOREIGN BONDS	182,363	192,790
FIXED INCOME MUTUAL FUNDS	2,858,852	2,788,844
CORPORATE BONDS	2,436,728	2,502,103
OTHER BONDS		
MUNI BONDS	579,268	610,708

**TY 2011 Investments Corporate  
Stock Schedule****Name:** LEONARD AND HELEN R STULMAN CHARITABLE**EIN:** 52-1491609

<b>Name of Stock</b>	<b>End of Year Book Value</b>	<b>End of Year Fair Market Value</b>
COMMON STOCKS	24,759,807	28,989,516
EQUITY MUTUAL FUNDS	4,789,276	4,532,946
PRIVATE EQUITY	4,246,347	5,214,625
PREFERRED STOCK	173,675	189,409
FOREIGN STOCK	2,774,625	3,233,383

**TY 2011 Investments Government  
Obligations Schedule****Name:** LEONARD AND HELEN R STULMAN CHARITABLE**EIN:** 52-1491609**US Government Securities - End of****Year Book Value:**

5,815,351

**US Government Securities - End of****Year Fair Market Value:**

6,062,048

**State & Local Government  
Securities - End of Year Book  
Value:****State & Local Government  
Securities - End of Year Fair  
Market Value:**

**TY 2011 Investments - Other Schedule**

**Name:** LEONARD AND HELEN R STULMAN CHARITABLE

**EIN:** 52-1491609

Category/ Item	Listed at Cost or FMV	Book Value	End of Year Fair Market Value
BROWN CDK GLOBAL SELECT	AT COST	3,000,000	2,998,486

# TY 2011 Other Assets Schedule

**Name:** LEONARD AND HELEN R STULMAN CHARITABLE

**EIN:** 52-1491609

Description	Beginning of Year - Book Value	End of Year - Book Value	End of Year - Fair Market Value
CHARLES TOWSON ASSOCIATES		2,450,723	5,604,052

TY 2011 Other Decreases Schedule

**Name:** LEONARD AND HELEN R STULMAN CHARITABLE

**EIN:** 52-1491609

Description	Amount
ACCRUED INTEREST ATTRIBUTABLE TO 2012	2,272

## TY 2011 Other Expenses Schedule

**Name:** LEONARD AND HELEN R STULMAN CHARITABLE

**EIN:** 52-1491609

Description	Revenue and Expenses per Books	Net Investment Income	Adjusted Net Income	Disbursements for Charitable Purposes
GIFT ADMINISTRATION	175,000	0		175,000

## TY 2011 Other Income Schedule

**Name:** LEONARD AND HELEN R STULMAN CHARITABLE

**EIN:** 52-1491609

Description	Revenue And Expenses Per Books	Net Investment Income	Adjusted Net Income
FED REFUND	24	0	
PARTNERSHIP K-1S		708,021	



**TY 2011 Other Increases Schedule****Name:** LEONARD AND HELEN R STULMAN CHARITABLE**EIN:** 52-1491609

Description	Amount
ADJ BOOK VALUE ON PRIVATE EQUITY	114,246
ACCRUED INTEREST PAID IN 2010	822
GIFT CHECKS CLEARED IN 2012	120,000

**TY 2011 Other Professional Fees Schedule****Name:** LEONARD AND HELEN R STULMAN CHARITABLE**EIN:** 52-1491609

Category	Amount	Net Investment Income	Adjusted Net Income	Disbursements for Charitable Purposes
INVESTMENT FEES-PRIN	314,513	314,513		
OTHER NONALLOCABLE EXPENSES -	169	169		

**TY 2011 Taxes Schedule****Name:** LEONARD AND HELEN R STULMAN CHARITABLE**EIN:** 52-1491609

Category	Amount	Net Investment Income	Adjusted Net Income	Disbursements for Charitable Purposes
FOREIGN TAXES	8,266	8,266		0
FEDERAL EXCISE TAX	198,000	0		0
QUARTERLY TAX DEPOSIT	66,000	0		0
FOREIGN TAXES ON QUALIFIED FOR	2,726	2,726		0