



See a Social Security Number? Say Something!
Report Privacy Problems to <https://public.resource.org/privacy>
Or call the IRS Identity Theft Hotline at 1-800-908-4490



Form **990-PF**

Department of the Treasury
Internal Revenue Service

Return of Private Foundation
or Section 4947(a)(1) Nonexempt Charitable Trust
Treated as a Private Foundation

Note. The foundation may be able to use a copy of this return to satisfy state reporting requirements

OMB No 1545-0052

2011

For calendar year 2011, or tax year beginning 01-01-2011 , and ending 12-31-2011

G Check all that apply

☐ Initial return

☐ Initial return of a former public charity

☐ Final return

☐ Amended return

☐ Address change

☐ Name change

Name of foundation
THE JESSICA GOOD EVANS CHARITABLE FOUNDATION

A Employer identification number
43-6914311

Number and street (or P O box number if mail is not delivered to street address)
PO BOX ONE TRUST TAX DEPT

Room/suite

B Telephone number (see page 10 of the instructions)

City or town, state, and ZIP code
WICHITA, KS 67201

C If exemption application is pending, check here ☐

D 1. Foreign organizations, check here ☐

2. Foreign organizations meeting the 85% test, check here and attach computation ☐

H Check type of organization ☒ Section 501(c)(3) exempt private foundation
☐ Section 4947(a)(1) nonexempt charitable trust ☐ Other taxable private foundation

E If private foundation status was terminated under section 507(b)(1)(A), check here ☐

F If the foundation is in a 60-month termination under section 507(b)(1)(B), check here ☐

I Fair market value of all assets at end of year (from Part II, col. (c), line 16)
\$ 1,144,880






J Accounting method ☐ Cash ☐ Accrual
☐ Other (specify) _____
(Part I, column (d) must be on cash basis.)

Part I Analysis of Revenue and Expenses (The total of amounts in columns (b), (c), and (d) may not necessarily equal the amounts in column (a) (see page 11 of the instructions))		(a) Revenue and expenses per books	(b) Net investment income	(c) Adjusted net income	(d) Disbursements for charitable purposes (cash basis only)
Revenue	1 Contributions, gifts, grants, etc , received (attach schedule)				
	2 Check <input type="checkbox"/> if the foundation is not required to attach Sch B				
	3 Interest on savings and temporary cash investments	21,228	21,228		
	4 Dividends and interest from securities.	15,738	15,738		
	5a Gross rents				
	b Net rental income or (loss) _____				
	6a Net gain or (loss) from sale of assets not on line 10	40,249			
	b Gross sales price for all assets on line 6a _____ 680,576				
	7 Capital gain net income (from Part IV , line 2)		40,249		
	8 Net short-term capital gain			0	
	9 Income modifications				
	10a Gross sales less returns and allowances				
	b Less Cost of goods sold				
	c Gross profit or (loss) (attach schedule)				
Operating and Administrative Expenses	11 Other income (attach schedule)	139	139		
	12 Total. Add lines 1 through 11	77,354	77,354		
	13 Compensation of officers, directors, trustees, etc	20,902	10,451		10,451
	14 Other employee salaries and wages		0	0	0
	15 Pension plans, employee benefits		0	0	
	16a Legal fees (attach schedule).				0
	b Accounting fees (attach schedule).	960	480	0	480
	c Other professional fees (attach schedule)				0
	17 Interest				0
	18 Taxes (attach schedule) (see page 14 of the instructions)	1,324	1,324		0
	19 Depreciation (attach schedule) and depletion	0	0		
	20 Occupancy				
	21 Travel, conferences, and meetings		0	0	
	22 Printing and publications		0	0	
	23 Other expenses (attach schedule).	2	2		
	24 Total operating and administrative expenses. Add lines 13 through 23	23,188	12,257	0	10,931
	25 Contributions, gifts, grants paid	47,000			47,000
	26 Total expenses and disbursements. Add lines 24 and 25	70,188	12,257	0	57,931
	27 Subtract line 26 from line 12				
	a Excess of revenue over expenses and disbursements	7,166			
	b Net investment income (if negative, enter -0-)		65,097		
	c Adjusted net income (if negative, enter -0-)			0	

For Privacy Act and Paperwork Reduction Act Notice, see page 30 of the instructions.

Cat No 11289X

Form **990-PF** (2011)

Part II Balance Sheets		Attached schedules and amounts in the description column should be for end-of-year amounts only (See instructions)	Beginning of year	End of year	
			(a) Book Value	(b) Book Value	(c) Fair Market Value
Assets	1	Cash—non-interest-bearing			
	2	Savings and temporary cash investments	28,346	32,072	32,072
	3	Accounts receivable ▶ _____ Less allowance for doubtful accounts ▶ _____		0	0
	4	Pledges receivable ▶ _____ Less allowance for doubtful accounts ▶ _____			
	5	Grants receivable			
	6	Receivables due from officers, directors, trustees, and other disqualified persons (attach schedule) (see page 15 of the instructions)			
	7	Other notes and loans receivable (attach schedule) ▶ _____ Less allowance for doubtful accounts ▶ _____ 0			
	8	Inventories for sale or use			
	9	Prepaid expenses and deferred charges			
	10a	Investments—U S and state government obligations (attach schedule)	24,928		
	b	Investments—corporate stock (attach schedule)	611,200 	564,011	579,522
	c	Investments—corporate bonds (attach schedule).	442,153 	518,798	532,605
	11	Investments—land, buildings, and equipment basis ▶ _____ Less accumulated depreciation (attach schedule) ▶ _____			
	12	Investments—mortgage loans			
	13	Investments—other (attach schedule)			0
	14	Land, buildings, and equipment basis ▶ _____ Less accumulated depreciation (attach schedule) ▶ _____			
Liabilities	15	Other assets (describe ▶ _____)	 1,769	 681	 681
	16	Total assets (to be completed by all filers—see the instructions Also, see page 1, item I)	1,108,396	1,115,562	1,144,880
	17	Accounts payable and accrued expenses			
	18	Grants payable			
	19	Deferred revenue			
	20	Loans from officers, directors, trustees, and other disqualified persons			
	21	Mortgages and other notes payable (attach schedule)			
Net Assets or Fund Balances	22	Other liabilities (describe ▶ _____)			
	23	Total liabilities (add lines 17 through 22)		0	
Net Assets or Fund Balances		Foundations that follow SFAS 117, check here ▶ <input type="checkbox"/> and complete lines 24 through 26 and lines 30 and 31.			
	24	Unrestricted			
	25	Temporarily restricted			
	26	Permanently restricted			
		Foundations that do not follow SFAS 117, check here ▶ <input checked="" type="checkbox"/> and complete lines 27 through 31.			
	27	Capital stock, trust principal, or current funds	1,108,396	1,115,562	
	28	Paid-in or capital surplus, or land, bldg , and equipment fund			
	29	Retained earnings, accumulated income, endowment, or other funds			
	30	Total net assets or fund balances (see page 17 of the instructions)	1,108,396	1,115,562	
Net Assets or Fund Balances	31	Total liabilities and net assets/fund balances (see page 17 of the instructions)	1,108,396	1,115,562	

Part III Analysis of Changes in Net Assets or Fund Balances

1	Total net assets or fund balances at beginning of year—Part II, column (a), line 30 (must agree with end-of-year figure reported on prior year’s return)	1	1,108,396
2	Enter amount from Part I, line 27a	2	7,166
3	Other increases not included in line 2 (itemize) ▶ _____	3	0
4	Add lines 1, 2, and 3	4	1,115,562
5	Decreases not included in line 2 (itemize) ▶ _____	5	0
6	Total net assets or fund balances at end of year (line 4 minus line 5)—Part II, column (b), line 30	6	1,115,562

Part IV Capital Gains and Losses for Tax on Investment Income

(a) List and describe the kind(s) of property sold (e g , real estate, 2-story brick warehouse, or common stock, 200 shs MLC Co)		(b) How acquired P—Purchase D—Donation	(c) Date acquired (mo , day, yr)	(d) Date sold (mo , day, yr)
1a	See Additional Data Table			
b				
c				
d				
e				

(e) Gross sales price	(f) Depreciation allowed (or allowable)	(g) Cost or other basis plus expense of sale	(h) Gain or (loss) (e) plus (f) minus (g)
a See Additional Data Table			
b			
c			
d			
e			

Complete only for assets showing gain in column (h) and owned by the foundation on 12/31/69			(l) Gains (Col (h) gain minus col (k), but not less than -0-) or Losses (from col (h))
(i) F M V as of 12/31/69	(j) Adjusted basis as of 12/31/69	(k) Excess of col (i) over col (j), if any	
a See Additional Data Table			
b			
c			
d			
e			

2	Capital gain net income or (net capital loss)	{ If gain, also enter in Part I, line 7 If (loss), enter -0- in Part I, line 7 }	2	40,249
3	Net short-term capital gain or (loss) as defined in sections 1222(5) and (6) If gain, also enter in Part I, line 8, column (c) (see pages 13 and 17 of the instructions) If (loss), enter -0- in Part I, line 8		3	

Part V Qualification Under Section 4940(e) for Reduced Tax on Net Investment Income

(For optional use by domestic private foundations subject to the section 4940(a) tax on net investment income)

If section 4940(d)(2) applies, leave this part blank

Was the foundation liable for the section 4942 tax on the distributable amount of any year in the base period? ☐ Yes ☒ No

If "Yes," the foundation does not qualify under section 4940(e) Do not complete this part

1 Enter the appropriate amount in each column for each year, see page 18 of the instructions before making any entries

(a) Base period years Calendar year (or tax year beginning in)	(b) Adjusted qualifying distributions	(c) Net value of noncharitable-use assets	(d) Distribution ratio (col (b) divided by col (c))
2010	53,020	1,148,586	0 046161
2009	50,392	1,048,999	0 048038
2008	64,075	1,175,327	0 054517
2007	62,031	1,310,532	0 047333
2006	35,605	1,256,084	0 028346

2	Total of line 1, column (d).	2	0 224395
3	Average distribution ratio for the 5-year base period—divide the total on line 2 by 5, or by the number of years the foundation has been in existence if less than 5 years	3	0 044879
4	Enter the net value of noncharitable-use assets for 2011 from Part X, line 5.	4	1,198,323
5	Multiply line 4 by line 3.	5	53,780
6	Enter 1% of net investment income (1% of Part I, line 27b).	6	651
7	Add lines 5 and 6.	7	54,431
8	Enter qualifying distributions from Part XII, line 4.	8	57,931

If line 8 is equal to or greater than line 7, check the box in Part VI, line 1b, and complete that part using a 1% tax rate See the Part VI instructions on page 18

Part VIExcise Tax Based on Investment Income (Section 4940(a), 4940(b), 4940(e), or 4948—see page 18 of the instructions)

1a		Exempt operating foundations described in section 4940(d)(2), check here <input type="checkbox"/> and enter "N/A" on line 1			
		Date of ruling or determination letter _____ (attach copy of letter if necessary—see instructions)			
b		Domestic foundations that meet the section 4940(e) requirements in Part V, check here <input checked="" type="checkbox"/> and enter 1% of Part I, line 27b		1	651
c		All other domestic foundations enter 2% of line 27b Exempt foreign organizations enter 4% of Part I, line 12, col (b)			
2		Tax under section 511 (domestic section 4947(a)(1) trusts and taxable foundations only Others enter -0-)		2	0
3		Add lines 1 and 2.		3	651
4		Subtitle A (income) tax (domestic section 4947(a)(1) trusts and taxable foundations only Others enter -0-)		4	0
5		Tax based on investment income. Subtract line 4 from line 3 If zero or less, enter -0-		5	651
6		Credits/Payments			
a		2011 estimated tax payments and 2010 overpayment credited to 2011	6a	760	
b		Exempt foreign organizations—tax withheld at source	6b		
c		Tax paid with application for extension of time to file (Form 8868)	6c	0	
d		Backup withholding erroneously withheld	6d		
7		Total credits and payments Add lines 6a through 6d.		7	760
8		Enter any penalty for underpayment of estimated tax Check here <input type="checkbox"/> if Form 2220 is attached		8	0
9		Tax due. If the total of lines 5 and 8 is more than line 7, enter amount owed		9	
10		Overpayment. If line 7 is more than the total of lines 5 and 8, enter the amount overpaid.		10	109
11		Enter the amount of line 10 to be Credited to 2012 estimated tax 109	Refunded	11	0

Part VII-AStatements Regarding Activities

1a	During the tax year, did the foundation attempt to influence any national, state, or local legislation or did it participate or intervene in any political campaign?		Yes	No
		1a		No
b	Did it spend more than \$100 during the year (either directly or indirectly) for political purposes (see page 19 of the instructions for definition)?			No
	If the answer is "Yes" to 1a or 1b, attach a detailed description of the activities and copies of any materials published or distributed by the foundation in connection with the activities.			
c	Did the foundation file Form 1120-POL for this year?	1c		No
d	Enter the amount (if any) of tax on political expenditures (section 4955) imposed during the year (1) On the foundation \$ (2) On foundation managers \$			
e	Enter the reimbursement (if any) paid by the foundation during the year for political expenditure tax imposed on foundation managers \$			
2	Has the foundation engaged in any activities that have not previously been reported to the IRS?	2		No
	If "Yes," attach a detailed description of the activities.			
3	Has the foundation made any changes, not previously reported to the IRS, in its governing instrument, articles of incorporation, or bylaws, or other similar instruments? If "Yes," attach a conformed copy of the changes	3		No
4a	Did the foundation have unrelated business gross income of \$1,000 or more during the year?	4a		No
b	If "Yes," has it filed a tax return on Form 990-T for this year?	4b		
5	Was there a liquidation, termination, dissolution, or substantial contraction during the year?	5		No
	If "Yes," attach the statement required by General Instruction T.			
6	Are the requirements of section 508(e) (relating to sections 4941 through 4945) satisfied either			
	• By language in the governing instrument, or			
	• By state legislation that effectively amends the governing instrument so that no mandatory directions that conflict with the state law remain in the governing instrument?	6	Yes	
7	Did the foundation have at least \$5,000 in assets at any time during the year? If "Yes," complete Part II, col (c), and Part XV	7	Yes	
8a	Enter the states to which the foundation reports or with which it is registered (see page 19 of the instructions) KS			
b	If the answer is "Yes" to line 7, has the foundation furnished a copy of Form 990-PF to the Attorney General (or designate) of each state as required by General Instruction G? If "No," attach explanation .	8b	Yes	
9	Is the foundation claiming status as a private operating foundation within the meaning of section 4942(j)(3) or 4942(j)(5) for calendar year 2011 or the taxable year beginning in 2011 (see instructions for Part XIV on page 27)? If "Yes," complete Part XIV	9		No
10	Did any persons become substantial contributors during the tax year? If "Yes," attach a schedule listing their names and addresses	10		No

Part VII-A

Statements Regarding Activities *(continued)*

11	At any time during the year, did the foundation, directly or indirectly, own a controlled entity within the meaning of section 512(b)(13)? If "Yes," attach schedule (see page 20 of the instructions).	11		No
12	Did the foundation acquire a direct or indirect interest in any applicable insurance contract before August 17, 2008?	12		No
13	Did the foundation comply with the public inspection requirements for its annual returns and exemption application?	13	Yes	
Website address				
14	CHERYL DANIELS The books are in care of TRUST TAX OFFICER Telephone no (316) 383-1455 Located at TRUST TAX DEPT P O BOX ONE WICHITA KS ZIP+4 67201			
15	Section 4947(a)(1) nonexempt charitable trusts filing Form 990-PF in lieu of Form 1041—Check here and enter the amount of tax-exempt interest received or accrued during the year.		15	
16	At any time during calendar year 2011, did the foundation have an interest in or a signature or other authority over a bank, securities, or other financial account in a foreign country?		Yes	No
See the instructions for exceptions and filing requirements for Form TD F 90-22.1 If "Yes", enter the name of the foreign country				

Part VII-B

Statements Regarding Activities for Which Form 4720 May Be Required

File Form 4720 if any item is checked in the "Yes" column, unless an exception applies.			Yes	No
1a	During the year did the foundation (either directly or indirectly) (1) Engage in the sale or exchange, or leasing of property with a disqualified person? (2) Borrow money from, lend money to, or otherwise extend credit to (or accept it from) a disqualified person? (3) Furnish goods, services, or facilities to (or accept them from) a disqualified person? (4) Pay compensation to, or pay or reimburse the expenses of, a disqualified person? (5) Transfer any income or assets to a disqualified person (or make any of either available for the benefit or use of a disqualified person)? (6) Agree to pay money or property to a government official? (Exception. Check "No" if the foundation agreed to make a grant to or to employ the official for a period after termination of government service, if terminating within 90 days).	<input type="checkbox"/> Yes <input checked="" type="checkbox"/> No		
b	If any answer is "Yes" to 1a(1)–(6), did any of the acts fail to qualify under the exceptions described in Regulations section 53.4941(d)-3 or in a current notice regarding disaster assistance (see page 20 of the instructions)? Organizations relying on a current notice regarding disaster assistance check here.		1b	
c	Did the foundation engage in a prior year in any of the acts described in 1a, other than excepted acts, that were not corrected before the first day of the tax year beginning in 2011?		1c	No
2	Taxes on failure to distribute income (section 4942) (does not apply for years the foundation was a private operating foundation defined in section 4942(j)(3) or 4942(j)(5))			
a	At the end of tax year 2011, did the foundation have any undistributed income (lines 6d and 6e, Part XIII) for tax year(s) beginning before 2011? If "Yes," list the years 20 , 20 , 20 , 20	<input type="checkbox"/> Yes <input checked="" type="checkbox"/> No		
b	Are there any years listed in 2a for which the foundation is not applying the provisions of section 4942(a)(2) (relating to incorrect valuation of assets) to the year's undistributed income? (If applying section 4942(a)(2) to all years listed, answer "No" and attach statement—see page 20 of the instructions).		2b	Yes
c	If the provisions of section 4942(a)(2) are being applied to any of the years listed in 2a, list the years here 20 , 20 , 20 , 20			
3a	Did the foundation hold more than a 2% direct or indirect interest in any business enterprise at any time during the year?	<input type="checkbox"/> Yes <input checked="" type="checkbox"/> No		
b	If "Yes," did it have excess business holdings in 2011 as a result of (1) any purchase by the foundation or disqualified persons after May 26, 1969, (2) the lapse of the 5-year period (or longer period approved by the Commissioner under section 4943(c)(7)) to dispose of holdings acquired by gift or bequest, or (3) the lapse of the 10-, 15-, or 20-year first phase holding period? (Use Schedule C, Form 4720, to determine if the foundation had excess business holdings in 2011.).		3b	
4a	Did the foundation invest during the year any amount in a manner that would jeopardize its charitable purposes?		4a	No
b	Did the foundation make any investment in a prior year (but after December 31, 1969) that could jeopardize its charitable purpose that had not been removed from jeopardy before the first day of the tax year beginning in 2011?		4b	No

Part VII-B **Statements Regarding Activities for Which Form 4720 May Be Required** *(continued)*

5a	During the year did the foundation pay or incur any amount to			
	(1) Carry on propaganda, or otherwise attempt to influence legislation (section 4945(e))?	<input type="checkbox"/> Yes	<input checked="" type="checkbox"/> No	
	(2) Influence the outcome of any specific public election (see section 4955), or to carry on, directly or indirectly, any voter registration drive?	<input type="checkbox"/> Yes	<input checked="" type="checkbox"/> No	
	(3) Provide a grant to an individual for travel, study, or other similar purposes?	<input type="checkbox"/> Yes	<input checked="" type="checkbox"/> No	
	(4) Provide a grant to an organization other than a charitable, etc , organization described in section 509(a)(1), (2), or (3), or section 4940(d)(2)? (see page 22 of the instructions).	<input type="checkbox"/> Yes	<input checked="" type="checkbox"/> No	
	(5) Provide for any purpose other than religious, charitable, scientific, literary, or educational purposes, or for the prevention of cruelty to children or animals?	<input type="checkbox"/> Yes	<input checked="" type="checkbox"/> No	
b	If any answer is "Yes" to 5a(1)–(5), did any of the transactions fail to qualify under the exceptions described in Regulations section 53.4945 or in a current notice regarding disaster assistance (see page 22 of the instructions)? Organizations relying on a current notice regarding disaster assistance check here.	5b		
c	If the answer is "Yes" to question 5a(4), does the foundation claim exemption from the tax because it maintained expenditure responsibility for the grant? <i>If "Yes," attach the statement required by Regulations section 53.4945–5(d).</i>	<input type="checkbox"/> Yes	<input type="checkbox"/> No	
6a	Did the foundation, during the year, receive any funds, directly or indirectly, to pay premiums on a personal benefit contract?	<input type="checkbox"/> Yes	<input checked="" type="checkbox"/> No	
b	Did the foundation, during the year, pay premiums, directly or indirectly, on a personal benefit contract? <i>If "Yes" to 6b, file Form 8870.</i>	6b		No
7a	At any time during the tax year, was the foundation a party to a prohibited tax shelter transaction?	<input type="checkbox"/> Yes	<input checked="" type="checkbox"/> No	
b	If yes, did the foundation receive any proceeds or have any net income attributable to the transaction?	7b		

Part VIII **Information About Officers, Directors, Trustees, Foundation Managers, Highly Paid Employees, and Contractors**

1 List all officers, directors, trustees, foundation managers and their compensation (see page 22 of the instructions).

(a) Name and address	(b) Title, and average hours per week devoted to position	(c) Compensation (If not paid, enter -0-)	(d) Contributions to employee benefit plans and deferred compensation	(e) Expense account, other allowances
INTRUST BANK NA P O BOX ONE WICHITA,KS 67201	TRUSTEE 1	20,902		

2 Compensation of five highest-paid employees (other than those included on line 1—see page 23 of the instructions). If none, enter "NONE."

(a) Name and address of each employee paid more than \$50,000	(b) Title, and average hours per week devoted to position	(c) Compensation	(d) Contributions to employee benefit plans and deferred compensation	(e) Expense account, other allowances
NONE				

Total number of other employees paid over \$50,000.	0
--	---

Part VIII

Information About Officers, Directors, Trustees, Foundation Managers, Highly Paid Employees, and Contractors (continued)

3 Five highest-paid independent contractors for professional services (see page 23 of the instructions). If none, enter "NONE".		
(a) Name and address of each person paid more than \$50,000	(b) Type of service	(c) Compensation
NONE		
Total number of others receiving over \$50,000 for professional services.		0

Part IX-A

Summary of Direct Charitable Activities

List the foundation's four largest direct charitable activities during the tax year. Include relevant statistical information such as the number of organizations and other beneficiaries served, conferences convened, research papers produced, etc.	Expenses
1	
2	
3	
4	

Part IX-B

Summary of Program-Related Investments (see page 23 of the instructions)

Describe the two largest program-related investments made by the foundation during the tax year on lines 1 and 2	Amount
1	
2	
All other program-related investments. See page 24 of the instructions.	
3	
Total. Add lines 1 through 3.	

Part X

Minimum Investment Return (All domestic foundations must complete this part. Foreign foundations, see page 24 of the instructions.)

1	Fair market value of assets not used (or held for use) directly in carrying out charitable, etc , purposes		
a	Average monthly fair market value of securities.	1a	1,176,197
b	Average of monthly cash balances.	1b	40,375
c	Fair market value of all other assets (see page 24 of the instructions).	1c	0
d	Total (add lines 1a, b, and c).	1d	1,216,572
e	Reduction claimed for blockage or other factors reported on lines 1a and 1c (attach detailed explanation).	1e	0
2	Acquisition indebtedness applicable to line 1 assets.	2	0
3	Subtract line 2 from line 1d.	3	1,216,572
4	Cash deemed held for charitable activities Enter 1 1/2% of line 3 (for greater amount, see page 25 of the instructions).	4	18,249
5	Net value of noncharitable-use assets. Subtract line 4 from line 3 Enter here and on Part V, line 4	5	1,198,323
6	Minimum investment return. Enter 5% of line 5.	6	59,916

Part XI

Distributable Amount (see page 25 of the instructions) (Section 4942(j)(3) and (j)(5) private operating foundations and certain foreign organizations check here ☒ and do not complete this part.)

1	Minimum investment return from Part X, line 6.	1	59,916
2a	Tax on investment income for 2011 from Part VI, line 5.	2a	651
b	Income tax for 2011 (This does not include the tax from Part VI).	2b	
c	Add lines 2a and 2b.	2c	651
3	Distributable amount before adjustments Subtract line 2c from line 1.	3	59,265
4	Recoveries of amounts treated as qualifying distributions.	4	0
5	Add lines 3 and 4.	5	59,265
6	Deduction from distributable amount (see page 25 of the instructions).	6	0
7	Distributable amount as adjusted Subtract line 6 from line 5 Enter here and on Part XIII, line 1.	7	59,265

Part XII

Qualifying Distributions (see page 25 of the instructions)

1	Amounts paid (including administrative expenses) to accomplish charitable, etc , purposes		
a	Expenses, contributions, gifts, etc —total from Part I, column (d), line 26.	1a	57,931
b	Program-related investments—total from Part IX-B.	1b	0
2	Amounts paid to acquire assets used (or held for use) directly in carrying out charitable, etc , purposes.	2	0
3	Amounts set aside for specific charitable projects that satisfy the		
a	Suitability test (prior IRS approval required).	3a	0
b	Cash distribution test (attach the required schedule).	3b	0
4	Qualifying distributions. Add lines 1a through 3b Enter here and on Part V, line 8, and Part XIII, line 4	4	57,931
5	Foundations that qualify under section 4940(e) for the reduced rate of tax on net investment income Enter 1% of Part I, line 27b (see page 26 of the instructions).	5	651
6	Adjusted qualifying distributions. Subtract line 5 from line 4.	6	57,280
Note: The amount on line 6 will be used in Part V, column (b), in subsequent years when calculating whether the foundation qualifies for the section 4940(e) reduction of tax in those years			

Part XIII

Undistributed Income (see page 26 of the instructions)

	(a) Corpus	(b) Years prior to 2010	(c) 2010	(d) 2011
1 Distributable amount for 2011 from Part XI, line 7				59,265
2 Undistributed income, if any, as of the end of 2011				
a Enter amount for 2010 only.			46,475	
b Total for prior years 2009 , 20____ , 20____		0		
3 Excess distributions carryover, if any, to 2011				
a From 2006.				0
b From 2007.				0
c From 2008.				0
d From 2009.				0
e From 2010.				0
f Total of lines 3a through e.	0			
4 Qualifying distributions for 2011 from Part XII, line 4 ▶ \$ 57,931				
a Applied to 2010, but not more than line 2a			46,475	
b Applied to undistributed income of prior years (Election required—see page 26 of the instructions)		0		
c Treated as distributions out of corpus (Election required—see page 26 of the instructions). . .	0			
d Applied to 2011 distributable amount.				11,456
e Remaining amount distributed out of corpus	0			
5 Excess distributions carryover applied to 2011 (If an amount appears in column (d), the same amount must be shown in column (a).)	0			0
6 Enter the net total of each column as indicated below:				
a Corpus Add lines 3f, 4c, and 4e Subtract line 5	0			
b Prior years' undistributed income Subtract line 4b from line 2b.		0		
c Enter the amount of prior years' undistributed income for which a notice of deficiency has been issued, or on which the section 4942(a) tax has been previously assessed.		0		
d Subtract line 6c from line 6b Taxable amount—see page 27 of the instructions . . .		0		
e Undistributed income for 2010 Subtract line 4a from line 2a Taxable amount—see page 27 of the instructions			0	
f Undistributed income for 2011 Subtract lines 4d and 5 from line 1 This amount must be distributed in 2011				47,809
7 Amounts treated as distributions out of corpus to satisfy requirements imposed by section 170(b)(1)(F) or 4942(g)(3) (see page 27 of the instructions).	0			
8 Excess distributions carryover from 2006 not applied on line 5 or line 7 (see page 27 of the instructions).	0			
9 Excess distributions carryover to 2012. Subtract lines 7 and 8 from line 6a	0			
10 Analysis of line 9				
a Excess from 2007.				0
b Excess from 2008.				0
c Excess from 2009.				0
d Excess from 2010.				0
e Excess from 2011.				0

Part XIVPrivate Operating Foundations (see page 27 of the instructions and Part VII-A, question 9)

1a

If the foundation has received a ruling or determination letter that it is a private operating foundation, and the ruling is effective for 2011, enter the date of the ruling.

b

Check box to indicate whether the organization is a private operating foundation described in section 4942(j)(3) or 4942(j)(5)

☐ 4942(j)(3) or ☐ 4942(j)(5)

2a

Enter the lesser of the adjusted net income from Part I or the minimum investment return from Part X for each year listed

Tax year	Prior 3 years				(e) Total
(a) 2011	(b) 2010	(c) 2009	(d) 2008		
b 85% of line 2a					
c Qualifying distributions from Part XII, line 4 for each year listed					
d Amounts included in line 2c not used directly for active conduct of exempt activities					
e Qualifying distributions made directly for active conduct of exempt activities Subtract line 2d from line 2c					
3 Complete 3a, b, or c for the alternative test relied upon					
a "Assets" alternative test—enter					
(1) Value of all assets					
(2) Value of assets qualifying under section 4942(j)(3)(B)(i)					
b "Endowment" alternative test— enter 2/3 of minimum investment return shown in Part X, line 6 for each year listed.					
c "Support" alternative test—enter					
(1) Total support other than gross investment income (interest, dividends, rents, payments on securities loans (section 512(a)(5)), or royalties)					
(2) Support from general public and 5 or more exempt organizations as provided in section 4942(j)(3)(B)(iii).					
(3) Largest amount of support from an exempt organization					
(4) Gross investment income					

Part XVSupplementary Information (Complete this part only if the organization had \$5,000 or more in assets at any time during the year—see page 27 of the instructions.)

1

Information Regarding Foundation Managers:

a

List any managers of the foundation who have contributed more than 2% of the total contributions received by the foundation before the close of any tax year (but only if they have contributed more than \$5,000) (See section 507(d)(2))

b

List any managers of the foundation who own 10% or more of the stock of a corporation (or an equally large portion of the ownership of a partnership or other entity) of which the foundation has a 10% or greater interest

2

Information Regarding Contribution, Grant, Gift, Loan, Scholarship, etc., Programs:

Check here ☐ if the foundation only makes contributions to preselected charitable organizations and does not accept unsolicited requests for funds. If the foundation makes gifts, grants, etc. (see page 28 of the instructions) to individuals or organizations under other conditions, complete items 2a, b, c, and d.

a

The name, address, and telephone number of the person to whom applications should be addressed

INTRUST BANK NA
P O BOX ONE
WICHITA, KS 67201
(316) 383-1455

b

The form in which applications should be submitted and information and materials they should include

NO SPECIFIC FORM

c

Any submission deadlines

NO DEADLINE

d

Any restrictions or limitations on awards, such as by geographical areas, charitable fields, kinds of institutions, or other factors

TO PROVIDE FOR LESS FORTUNATE PEOPLE, WITH PARTICULAR EMPHASIS ON WOMEN IN CRISIS, AIDS RESEARCH & ORGANIZATIONS THAT PROVIDE FOOD,

Form 990-PF (2011)

Part XV

Supplementary Information (continued)

3 Grants and Contributions Paid During the Year or Approved for Future Payment

Recipient	If recipient is an individual, show any relationship to any foundation manager or substantial contributor	Foundation status of recipient	Purpose of grant or contribution	Amount
Name and address (home or business)				
a Paid during the year See Additional Data Table				
Total			3a	47,000
b Approved for future payment				
Total			3b	

Part XVI-A Analysis of Income-Producing Activities

Enter gross amounts unless otherwise indicated

Enter gross amounts unless otherwise indicated		Unrelated business income		Excluded by section 512, 513, or 514		(e) Related or exempt function income (See page 28 of the instructions)
		(a) Business code	(b) Amount	(c) Exclusion code	(d) Amount	
1	Program service revenue					
a	_____					
b	_____					
c	_____					
d	_____					
e	_____					
f	_____					
g	Fees and contracts from government agencies					
2	Membership dues and assessments. . . .					
3	Interest on savings and temporary cash investments			14	21,224	
4	Dividends and interest from securities. . . .			14	15,740	
5	Net rental income or (loss) from real estate					
a	Debt-financed property.					
b	Not debt-financed property.					
6	Net rental income or (loss) from personal property					
7	Other investment income.					
8	Gain or (loss) from sales of assets other than inventory			18	40,249	
9	Net income or (loss) from special events					
10	Gross profit or (loss) from sales of inventory. .					
11	Other revenue a UNITEDHEALTH CLASS			14	139	
b	ROUNDING			14	2	
c	_____					
d	_____					
e	_____					
12	Subtotal Add columns (b), (d), and (e). . .				77,354	
13	Total. Add line 12, columns (b), (d), and (e).			13		77,354

(See worksheet in line 13 instructions on page 28 to verify calculations)

Part XVI-B Relationship of Activities to the Accomplishment of Exempt Purposes

[illegible]

Part XVII

1	Did the organization directly or indirectly engage in any of the following with any other organization described in section 501(c) of the Code (other than section 501(c)(3) organizations) or in section 527, relating to political organizations?		Yes	No
a	Transfers from the reporting foundation to a noncharitable exempt organization of			
	(1) Cash.	1a(1)		No
	(2) Other assets.	1a(2)		No
b	Other transactions			
	(1) Sales of assets to a noncharitable exempt organization.	1b(1)		No
	(2) Purchases of assets from a noncharitable exempt organization.	1b(2)		No
	(3) Rental of facilities, equipment, or other assets.	1b(3)		No
	(4) Reimbursement arrangements.	1b(4)		No
	(5) Loans or loan guarantees.	1b(5)		No
	(6) Performance of services or membership or fundraising solicitations.	1b(6)		No
c	Sharing of facilities, equipment, mailing lists, other assets, or paid employees.	1c		No

[illegible]

2a Is the foundation directly or indirectly affiliated with, or related to, one or more tax-exempt organizations described in section 501(c) of the Code (other than section 501(c)(3)) or in section 527? ☐ Yes ☒ No

b If "Yes," complete the following schedule		
(a) Name of organization	(b) Type of organization	(c) Description of relationship

Sign Here	Under penalties of perjury, I declare that I have examined this return, including accompanying schedules and statements, and to the best of my knowledge and belief, it is true, correct, and complete Declaration of preparer (other than taxpayer or fiduciary) is based on all information of which preparer has any knowledge				
	*****			2012-05-15	*****
	Signature of officer or trustee			Date	Title
	Paid Preparer's Use Only	Preparer's Signature ▶ PAMELA J PEPPARD		Date 2012-05-15	Check if self-employed ▶ <input checked="" type="checkbox"/>
Firm's name ▶ CBIZ MHM LLC			Firm's EIN ▶		
220 W DOUGLAS SUITE 300					
	Firm's address ▶ WICHITA, KS 67202			Phone no (316) 265-5600	

May the IRS discuss this return with the preparer shown above? See instructions ☒ Yes ☐ No

Additional Data

Software ID:
Software Version:
EIN: 43-6914311
Name: THE JESSICA GOOD EVANS CHARITABLE FOUNDATION

Form 990PF - Special Condition Description:

Special Condition Description

Form 990PF Part IV - Capital Gains and Losses for Tax on Investment Income - Columns a - d

(a) List and describe the kind(s) of property sold (e g , real estate, 2-story brick warehouse, or common stock, 200 shs MLC Co)	(b) How acquired P—Purchase D—Donation	(c) Date acquired (mo , day, yr)	(d) Date sold (mo , day, yr)
2 AGCO CORP DEL COM		2010-04-27	2011-01-03
17 ACTIVISION BLIZZARD INC COM		2010-04-27	2011-01-03
1 CME GROUP INC COM		2010-04-27	2011-01-03
2 CELGENE CORP COM		2010-01-26	2011-01-03
83 CISCO SYS INC COM		2010-02-16	2011-01-03
6 COACH INC COM		2010-09-28	2011-01-03
4 DANAHER CORP COM		2010-09-10	2011-01-03
8 DIAGEO PLC SPONSORED ADR NEW		2010-04-27	2011-01-03
13 DISNEY WALT CO COM		2010-04-27	2011-01-03
13 EBAY INC COM		2010-05-28	2011-01-03
3 ENTERGY CORP NEW COM		2007-08-03	2011-01-03
6 GENERAL DYNAMICS CORP COM		2010-08-04	2011-01-03
5 GENERAL ELEC CO COM		2010-02-08	2011-01-03
4 GOLDMAN SACHS GROUP INC COM			2011-01-03
1 IDEX CORP COM		2010-04-27	2011-01-03
6 IMPERIAL TOBACCO GROUP-ADR COM		2010-04-27	2011-01-03
1 INTL BUSINESS MACHINES CORP COM		2009-10-09	2011-01-03
7 L-3 COMMUNICATIONS HLDGS INC COM		2010-04-27	2011-01-03
2 LABORATORY CORP AMER HLDGS COM NEW		2010-04-27	2011-01-03
1 MCKESSON CORP COM		2010-04-27	2011-01-03
4 MEAD JOHNSON NUTRITION CO COM		2010-01-26	2011-01-03
2 METLIFE INC COM		2010-05-24	2011-01-03
10 MICROSOFT CORP COM		2009-08-24	2011-01-03
6 MONSANTO CO NEW COM			2011-01-03
2 OGE ENERGY CORP COM		2010-04-27	2011-01-03
11 OMNICOM GROUP INC COM		2010-04-27	2011-01-03
7 ORACLE SYSTEMS		2010-02-02	2011-01-03
5 SMITHFIELD FOODS INC COM		2010-04-27	2011-01-03
2 TRACTOR SUPPLY CO COM		2010-04-27	2011-01-03
3 TRINITY INDS INC COM		2010-04-27	2011-01-03

Form 990PF Part IV - Capital Gains and Losses for Tax on Investment Income - Columns a - d

(a) List and describe the kind(s) of property sold (e g , real estate, 2-story brick warehouse, or common stock, 200 shs MLC Co)	(b) How acquired P—Purchase D—Donation	(c) Date acquired (mo , day, yr)	(d) Date sold (mo , day, yr)
7 VIACOM INC NEW CL B		2010-04-27	2011-01-03
1 VIACOM INC NEW CL B		2009-11-03	2011-01-03
64 VISA INC COM CL A			2011-01-03
16 WEYERHAEUSER CO COM			2011-01-03
21 XEROX CORP COM		2010-08-04	2011-01-03
37 ABBOTT LABS COM 09/1998 01		2009-08-21	2011-01-11
65 ARCHER DANIELS MIDLAND CO COM			2011-01-11
42 BARRICK GOLD CORP COM		2009-08-21	2011-01-11
27 CHICAGO BRDG & IRON CO N V N Y REGISTRY SH		2010-04-27	2011-01-11
4 DISNEY WALT CO COM		2010-04-27	2011-01-11
2 ENTERGY CORP NEW COM		2007-08-03	2011-01-11
23 JOY GLOBAL INC COM		2010-06-14	2011-01-11
98 KROGER CO COMMON STOCK			2011-01-11
4 L-3 COMMUNICATIONS HLDGS INC COM		2010-04-27	2011-01-11
15 MCDONALDS CORP COM		2010-02-16	2011-01-11
2 MCKESSON CORP COM		2010-04-27	2011-01-11
1 MEDCO HEALTH SOLUTIONS INC COM		2010-06-14	2011-01-11
8 MICROSOFT CORP COM		2009-08-24	2011-01-11
1 POTASH CORP OF SASKATCHEWAN COM		2010-12-17	2011-01-11
2 POTASH CORP OF SASKATCHEWAN COM		2009-10-28	2011-01-11
13 SOUTHERN CO COM			2011-01-11
4 STARBUCKS CORP COM		2010-10-05	2011-01-11
6 TRACTOR SUPPLY CO COM		2010-04-27	2011-01-11
9 UNITEDHEALTH GROUP INC COM			2011-01-11
2 VIACOM INC NEW CL B		2010-04-27	2011-01-11
54 XILINX COMMON		2010-12-17	2011-01-11
10 ABBOTT LABS COM 09/1998 01			2011-01-18
3 ALLIANCE DATA SYSTEMS CORP COM		2010-11-17	2011-01-18
1 BANK OF AMERICA CORPORATION COM		2011-01-11	2011-01-18
4 CARDINAL HEALTH INC COM		2010-04-27	2011-01-18

Form 990PF Part IV - Capital Gains and Losses for Tax on Investment Income - Columns a - d

(a) List and describe the kind(s) of property sold (e g , real estate, 2-story brick warehouse, or common stock, 200 shs MLC Co)	(b) How acquired P—Purchase D—Donation	(c) Date acquired (mo , day, yr)	(d) Date sold (mo , day, yr)
1 CHEVRONTXACO CORP COM		2009-08-21	2011-01-18
6 CHICAGO BRDG & IRON CO N V N Y REGISTRY SH		2010-04-27	2011-01-18
7 CISCO SYS INC COM		2010-02-16	2011-01-18
2 COLUMBIA SPORTSWEAR CO COM		2010-04-27	2011-01-18
6 DEL MONTE FOODS CO COM		2010-04-27	2011-01-18
3 DIAGEO PLC SPONSORED ADR NEW		2010-04-27	2011-01-18
10 E TRADE FINANCIAL CORP COM NEW		2011-01-03	2011-01-18
13 EBAY INC COM		2010-05-28	2011-01-18
3 GENERAL DYNAMICS CORP COM		2010-08-04	2011-01-18
10 GENERAL ELEC CO COM		2010-02-08	2011-01-18
2 GOLDMAN SACHS GROUP INC COM		2010-05-04	2011-01-18
5 HOME DEPOT INC COM		2010-09-10	2011-01-18
2 IDEX CORP COM		2010-04-27	2011-01-18
2 IMPERIAL TOBACCO GROUP-ADR COM		2010-04-27	2011-01-18
4 INTEL CORP COM		2010-04-27	2011-01-18
3 LABORATORY CORP AMER HLDGS COM NEW		2010-04-27	2011-01-18
1 LOWES COS INC COM		2010-04-27	2011-01-18
5 MEAD JOHNSON NUTRITION CO COM		2010-01-26	2011-01-18
4 MEADWESTVACO CORP COM		2010-04-27	2011-01-18
18 MERCK & CO INC NEW COM			2011-01-18
50 MERCK & CO INC NEW COM			2011-01-18
3 METLIFE INC COM		2010-05-24	2011-01-18
8 MICROSOFT CORP COM		2009-08-24	2011-01-18
1 MONSANTO CO NEW COM		2010-11-17	2011-01-18
2 NEWFIELD EXPL CO COM		2009-10-09	2011-01-18
3 NIKE INC CL B COM			2011-01-18
3 OCCIDENTAL PETROLEUM CORP COM			2011-01-18
5 OMNICOM GROUP INC COM		2010-04-27	2011-01-18
11 ORACLE SYSTEMS		2010-02-02	2011-01-18
3 PENTAIR INC COM		2010-04-27	2011-01-18

Form 990PF Part IV - Capital Gains and Losses for Tax on Investment Income - Columns a - d

(a) List and describe the kind(s) of property sold (e g , real estate, 2-story brick warehouse, or common stock, 200 shs MLC Co)	(b) How acquired P—Purchase D—Donation	(c) Date acquired (mo , day, yr)	(d) Date sold (mo , day, yr)
2 POLARIS INDS INC COM		2010-04-27	2011-01-18
4 PRUDENTIAL FINANCIAL INC COM		2011-01-03	2011-01-18
13 SCHLUMBERGER LTD COM		2009-10-16	2011-01-18
3 SMITHFIELD FOODS INC COM		2010-04-27	2011-01-18
3 STARBUCKS CORP COM		2010-10-05	2011-01-18
5 TARGET CORP COM		2010-04-27	2011-01-18
3 TIMKEN CO COM		2010-04-27	2011-01-18
3 TRACTOR SUPPLY CO COM		2010-04-27	2011-01-18
3 TRINITY INDS INC COM		2010-04-27	2011-01-18
1 U S BANCORP COM		2009-08-21	2011-01-18
3 URS CORP NEW COM		2010-04-27	2011-01-18
27 XEROX CORP COM		2010-08-04	2011-01-18
4 AGCO CORP DEL COM		2010-04-27	2011-01-26
4 AFFILIATED MANAGERS GROUP INC COM		2010-04-27	2011-01-26
4 APPLE INC COM		2009-03-04	2011-01-26
1 COGNIZANT TECH SOLUTIONS CRP COM		2010-04-27	2011-01-26
7 DANAHER CORP COM			2011-01-26
8 EBAY INC COM		2010-05-28	2011-01-26
1 GENERAL DYNAMICS CORP COM		2010-08-04	2011-01-26
11 GENERAL ELEC CO COM		2010-02-08	2011-01-26
3 HOME DEPOT INC COM		2010-09-10	2011-01-26
1 L-3 COMMUNICATIONS HLDGS INC COM		2010-04-27	2011-01-26
2 OMNICOM GROUP INC COM		2010-04-27	2011-01-26
6 ORACLE SYSTEMS		2010-02-02	2011-01-26
2 TIMKEN CO COM		2010-04-27	2011-01-26
7 TRINITY INDS INC COM		2010-04-27	2011-01-26
2 VIACOM INC NEW CL B		2010-04-27	2011-01-26
93 INVESCO LTD		2010-11-17	2011-01-26
2 AGCO CORP DEL COM		2010-04-27	2011-02-08
2 AFFILIATED MANAGERS GROUP INC COM		2010-04-27	2011-02-08

Form 990PF Part IV - Capital Gains and Losses for Tax on Investment Income - Columns a - d

(a) List and describe the kind(s) of property sold (e g , real estate, 2-story brick warehouse, or common stock, 200 shs MLC Co)	(b) How acquired P—Purchase D—Donation	(c) Date acquired (mo , day, yr)	(d) Date sold (mo , day, yr)
13 E TRADE FINANCIAL CORP COM NEW		2011-01-03	2011-02-08
54 EBAY INC COM		2010-05-28	2011-02-08
19 ELECTRONIC ARTS INC COM			2011-02-08
1 FLOWSERVE CORP COM		2010-04-27	2011-02-08
186 FRONTIER COMMUNICATIONS CORP COM		2010-07-22	2011-02-08
2 GOLDMAN SACHS GROUP INC COM			2011-02-08
21 H J HEINZ CO COM		2010-04-27	2011-02-08
1 IMPERIAL TOBACCO GROUP-ADR COM		2010-04-27	2011-02-08
54 LABORATORY CORP AMER HLDGS COM NEW			2011-02-08
1 LUBRIZOL CORP COM		2010-04-27	2011-02-08
40 MICRON TECHNOLOGY INC COM		2011-01-11	2011-02-08
1 NEWFIELD EXPL CO COM		2010-04-27	2011-02-08
2 POLARIS INDS INC COM		2010-04-27	2011-02-08
26 SPDR SER TR LEHMAN 1-3 MONTH T-BILL ETF		2011-01-18	2011-02-08
6 STRYKER CORP COM		2010-04-27	2011-02-08
2 TECK RESOURCES LTD CL B		2010-05-28	2011-02-08
3 TIMKEN CO COM		2010-04-27	2011-02-08
5 TRINITY INDS INC COM		2010-04-27	2011-02-08
21 WISCONSIN ENERGY CORP		2010-10-13	2011-02-08
2 TYCO INTERNATIONAL LTD SHS		2009-08-21	2011-02-08
284 DEL MONTE FOODS CO COM			2011-02-15
3 DISNEY WALT CO COM		2010-04-27	2011-02-15
2 EBAY INC COM		2010-05-28	2011-02-15
1 MEAD JOHNSON NUTRITION CO COM		2010-01-26	2011-02-15
4 METLIFE INC COM		2010-05-24	2011-02-15
2 OMNICOM GROUP INC COM		2010-04-27	2011-02-15
7 PROCTER & GAMBLE CO COM		2009-12-18	2011-02-15
52 STATE STR CORP COM		2010-11-17	2011-02-15
34 SUNTRUST BKS INC COM		2010-09-16	2011-02-15
188 XEROX CORP COM		2010-08-04	2011-02-15

Form 990PF Part IV - Capital Gains and Losses for Tax on Investment Income - Columns a - d

(a) List and describe the kind(s) of property sold (e g , real estate, 2-story brick warehouse, or common stock, 200 shs MLC Co)	(b) How acquired P—Purchase D—Donation	(c) Date acquired (mo , day, yr)	(d) Date sold (mo , day, yr)
2 AGCO CORP DEL COM		2010-04-27	2011-02-22
12 AVALONBAY CMNTYS INC COM		2010-10-13	2011-02-22
3 CHICAGO BRDG & IRON CO N V N Y REGISTRY SH		2010-04-27	2011-02-22
4 DEERE & CO COM		2010-04-27	2011-02-22
3 DIAGEO PLC SPONSORED ADR NEW		2010-04-27	2011-02-22
12 EXXON MOBIL CORP COM		2010-05-04	2011-02-22
8 EXXON MOBIL CORP COM			2011-02-22
141 FRONTIER COMMUNICATIONS CORP COM			2011-02-22
12 JOHNSON CONTROLS INC COM		2010-06-21	2011-02-22
20 ORACLE SYSTEMS		2010-02-02	2011-02-22
2 POLARIS INDS INC COM		2010-04-27	2011-02-22
2 PRECISION CASTPARTS CORP COM		2010-08-04	2011-02-22
1 PROCTER & GAMBLE CO COM		2009-12-18	2011-02-22
4 SMITHFIELD FOODS INC COM		2010-04-27	2011-02-22
43 TARGET CORP COM			2011-02-22
6 TIME WARNER INC COM NEW		2011-01-03	2011-02-22
2 TIMKEN CO COM		2010-04-27	2011-02-22
2 TRACTOR SUPPLY CO COM		2010-04-27	2011-02-22
3 TRINITY INDS INC COM		2010-04-27	2011-02-22
1 URS CORP NEW COM		2010-04-27	2011-02-22
21 WISCONSIN ENERGY CORP			2011-02-22
1 AFFILIATED MANAGERS GROUP INC COM		2010-04-27	2011-03-07
2 ALLIANCE DATA SYSTEMS CORP COM		2010-11-17	2011-03-07
85 ATMEL CORP COM		2011-01-03	2011-03-07
2 CARDINAL HEALTH INC COM		2010-04-27	2011-03-07
5 CISCO SYS INC COM		2010-02-16	2011-03-07
1 COLUMBIA SPORTSWEAR CO COM		2010-04-27	2011-03-07
1 DIAGEO PLC SPONSORED ADR NEW		2010-04-27	2011-03-07
1 ENTERGY CORP NEW COM		2009-03-04	2011-03-07
1 INTL BUSINESS MACHINES CORP COM		2009-12-28	2011-03-07

Form 990PF Part IV - Capital Gains and Losses for Tax on Investment Income - Columns a - d

(a) List and describe the kind(s) of property sold (e g , real estate, 2-story brick warehouse, or common stock, 200 shs MLC Co)	(b) How acquired P—Purchase D—Donation	(c) Date acquired (mo , day, yr)	(d) Date sold (mo , day, yr)
1 MASTERCARD INC CL A		2010-04-27	2011-03-07
6 NORDSON CORP COM		2009-10-22	2011-03-07
15 ORACLE SYSTEMS		2010-02-02	2011-03-07
38 SUNTRUST BKS INC COM		2010-09-16	2011-03-07
3 TECK RESOURCES LTD CL B		2010-05-28	2011-03-07
16 TIME WARNER INC COM NEW			2011-03-07
80 U S BANCORP COM			2011-03-07
6 VIACOM INC NEW CL B		2010-04-27	2011-03-07
1 DEVON ENERGY CORP (NEW) COM		2010-04-27	2011-03-11
2 DIAGEO PLC SPONSORED ADR NEW		2010-04-27	2011-03-11
5 DISNEY WALT CO COM		2010-04-27	2011-03-11
34 E TRADE FINANCIAL CORP COM NEW		2011-01-03	2011-03-11
8 EBAY INC COM		2010-05-28	2011-03-11
2 ENTERGY CORP NEW COM		2009-03-04	2011-03-11
2 GENERAL DYNAMICS CORP COM		2010-08-04	2011-03-11
18 GENERAL ELEC CO COM		2010-02-08	2011-03-11
2 GOLDMAN SACHS GROUP INC COM		2010-07-02	2011-03-11
2 HARRIS CORP DEL COM		2011-02-08	2011-03-11
5 HEWLETT PACKARD CO COM		2010-07-22	2011-03-11
4 HOME DEPOT INC COM		2010-09-10	2011-03-11
7 JP MORGAN CHASE & CO COM		2009-08-21	2011-03-11
1 L-3 COMMUNICATIONS HLDGS INC COM		2010-04-27	2011-03-11
2 LAUDER ESTEE COS INC CL A		2011-01-03	2011-03-11
2 MEAD JOHNSON NUTRITION CO COM		2010-01-26	2011-03-11
2 METLIFE INC COM		2010-05-24	2011-03-11
4 MICROSOFT CORP COM		2010-09-16	2011-03-11
7 MICROSOFT CORP COM			2011-03-11
1 OCCIDENTAL PETROLEUM CORP COM		2010-04-27	2011-03-11
1 OCCIDENTAL PETROLEUM CORP COM		2009-08-17	2011-03-11
3 OMNICOM GROUP INC COM		2010-04-27	2011-03-11

Form 990PF Part IV - Capital Gains and Losses for Tax on Investment Income - Columns a - d

(a) List and describe the kind(s) of property sold (e g , real estate, 2-story brick warehouse, or common stock, 200 shs MLC Co)	(b) How acquired P—Purchase D—Donation	(c) Date acquired (mo , day, yr)	(d) Date sold (mo , day, yr)
8 ORACLE SYSTEMS		2010-02-02	2011-03-11
5 PRUDENTIAL FINANCIAL INC COM		2011-01-03	2011-03-11
1 SCHLUMBERGER LTD COM		2009-10-16	2011-03-11
5 STARBUCKS CORP COM		2010-10-05	2011-03-11
8 TECK RESOURCES LTD CL B		2010-05-28	2011-03-11
2 UNITED PARCEL SERVICE CL B COM		2010-04-27	2011-03-11
12 VIACOM INC NEW CL B		2010-04-27	2011-03-11
7 VISA INC COM CL A		2010-12-17	2011-03-11
45 XEROX CORP COM		2010-08-04	2011-03-11
4 AGCO CORP DEL COM		2010-04-27	2011-03-24
32 ACTIVISION BLIZZARD INC COM			2011-03-24
2 AFFILIATED MANAGERS GROUP INC COM		2010-04-27	2011-03-24
3 CENTENE CORP DEL COM		2010-11-01	2011-03-24
7 CHICAGO BRDG & IRON CO N V N Y REGISTRY SH		2010-04-27	2011-03-24
2 COLUMBIA SPORTSWEAR CO COM		2010-04-27	2011-03-24
204 E TRADE FINANCIAL CORP COM NEW			2011-03-24
8 EATON CORP COM			2011-03-24
26 ENTERGY CORP NEW COM			2011-03-24
2 ENTERGY CORP NEW COM		2011-02-15	2011-03-24
2 FLOWERVE CORP COM		2010-04-27	2011-03-24
37 GENERAL ELEC CO COM			2011-03-24
11 GILEAD SCIENCES INC COM			2011-03-24
8 GOLDMAN SACHS GROUP INC COM			2011-03-24
2 HARRIS CORP DEL COM		2011-02-08	2011-03-24
2 HEWLETT PACKARD CO COM		2010-07-22	2011-03-24
2 IDEX CORP COM		2010-04-27	2011-03-24
47 L-3 COMMUNICATIONS HLDGS INC COM			2011-03-24
2 LUBRIZOL CORP COM		2010-04-27	2011-03-24
6 MEADWESTVACO CORP COM		2010-04-27	2011-03-24
3 NEWFIELD EXPL CO COM		2010-04-27	2011-03-24

Form 990PF Part IV - Capital Gains and Losses for Tax on Investment Income - Columns a - d

(a) List and describe the kind(s) of property sold (e g , real estate, 2-story brick warehouse, or common stock, 200 shs MLC Co)	(b) How acquired P—Purchase D—Donation	(c) Date acquired (mo , day, yr)	(d) Date sold (mo , day, yr)
1 NORDSON CORP COM		2009-10-22	2011-03-24
2 OGE ENERGY CORP COM		2010-04-27	2011-03-24
103 OMNICOM GROUP INC COM		2010-04-27	2011-03-24
176 ORACLE SYSTEMS			2011-03-24
13 ORACLE SYSTEMS			2011-03-24
2 PENTAIR INC COM		2010-04-27	2011-03-24
2 POLARIS INDS INC COM		2010-04-27	2011-03-24
4 PRAXAIR INC COM		2010-04-27	2011-03-24
4 PROCTER & GAMBLE CO COM			2011-03-24
26 PROCTER & GAMBLE CO COM		2011-01-11	2011-03-24
10 SMITHFIELD FOODS INC COM		2010-04-27	2011-03-24
42 TECK RESOURCES LTD CL B			2011-03-24
4 TIMKEN CO COM		2010-04-27	2011-03-24
3 TRACTOR SUPPLY CO COM		2010-04-27	2011-03-24
17 TRINITY INDS INC COM		2010-04-27	2011-03-24
4 URS CORP NEW COM		2010-04-27	2011-03-24
2 COVIDIEN PLC SHS		2009-11-03	2011-03-24
5 AFLAC INC COM		2010-09-22	2011-03-30
3 ADOBE SYSTEMS INC		2010-06-21	2011-03-30
4 ALLIANCE DATA SYSTEMS CORP COM			2011-03-30
54 ALLIANCE DATA SYSTEMS CORP COM		2010-11-17	2011-03-30
1 CSX CORP COM		2010-04-27	2011-03-30
1 NIKE INC CL B COM		2010-10-05	2011-03-30
3 POLARIS INDS INC COM		2010-04-27	2011-03-30
2 PROCTER & GAMBLE CO COM		2011-01-11	2011-03-30
29 SMITHFIELD FOODS INC COM		2010-04-27	2011-03-30
5 YAHOO INC COM		2010-04-27	2011-03-30
232 CITIGROUP INC COM		2010-05-28	2011-04-05
169 CITIGROUP INC COM			2011-04-05
2 HEWLETT PACKARD CO COM		2010-07-22	2011-04-05

Form 990PF Part IV - Capital Gains and Losses for Tax on Investment Income - Columns a - d

(a) List and describe the kind(s) of property sold (e g , real estate, 2-story brick warehouse, or common stock, 200 shs MLC Co)	(b) How acquired P—Purchase D—Donation	(c) Date acquired (mo , day, yr)	(d) Date sold (mo , day, yr)
11 HUMANA INC COM		2010-11-05	2011-04-05
3 INTL BUSINESS MACHINES CORP COM			2011-04-05
52 LUBRIZOL CORP COM			2011-04-05
1 LUBRIZOL CORP COM		2011-02-15	2011-04-05
1 PEABODY ENERGY CORP COM		2010-04-27	2011-04-05
5 PHILIP MORRIS INTL INC COM			2011-04-05
1 PHILIP MORRIS INTL INC COM		2010-04-27	2011-04-05
1 PRECISION CASTPARTS CORP COM		2010-08-04	2011-04-05
9 ROCHE HLDG LTD SPONSORED ADR		2010-10-19	2011-04-05
1 TECK RESOURCES LTD CL B		2010-07-22	2011-04-05
170 BANK OF AMERICA CORPORATION COM			2011-04-19
8 BROADCOM CORP CL A			2011-04-19
47 BROADCOM CORP CL A			2011-04-19
5 CHICAGO BRDG & IRON CO N V N Y REGISTRY SH		2010-04-27	2011-04-19
25 CITIGROUP INC COM		2011-02-22	2011-04-19
9 DEERE & CO COM		2011-01-11	2011-04-19
2 DIAGEO PLC SPONSORED ADR NEW		2010-04-27	2011-04-19
4 EXPEDIA INC DEL COM		2010-11-05	2011-04-19
2 GOLDCORP INC NEW COM		2010-04-27	2011-04-19
2 HEWLETT PACKARD CO COM		2010-07-22	2011-04-19
2 HOME DEPOT INC COM		2010-09-10	2011-04-19
12 HUMANA INC COM		2010-11-05	2011-04-19
1 IMPERIAL TOBACCO GROUP-ADR COM		2010-04-27	2011-04-19
1 INTL BUSINESS MACHINES CORP COM		2010-08-20	2011-04-19
11 LAS VEGAS SANDS CORP COM		2011-03-11	2011-04-19
31 LEAR CORP COM NEW			2011-04-19
4 MEAD JOHNSON NUTRITION CO COM		2010-01-26	2011-04-19
2 NIKE INC CL B COM		2010-10-05	2011-04-19
6 PHILIP MORRIS INTL INC COM		2010-04-27	2011-04-19
8 TRACTOR SUPPLY CO COM		2010-04-27	2011-04-19

Form 990PF Part IV - Capital Gains and Losses for Tax on Investment Income - Columns a - d

(a) List and describe the kind(s) of property sold (e g , real estate, 2-story brick warehouse, or common stock, 200 shs MLC Co)	(b) How acquired P—Purchase D—Donation	(c) Date acquired (mo , day, yr)	(d) Date sold (mo , day, yr)
19 TRINITY INDS INC COM		2010-04-27	2011-04-19
2 UNITED TECHNOLOGIES CORP COM		2010-04-27	2011-04-19
4 VIACOM INC NEW CL B		2010-04-27	2011-04-19
5 XEROX CORP COM		2010-08-04	2011-04-19
33 MARVELL TECHNOLOGY GROUP LTD		2010-08-26	2011-04-19
2 AGCO CORP DEL COM		2010-04-27	2011-04-26
3 ARM HLDGS PLC SPONSORED ADR		2011-03-24	2011-04-26
4 BROADRIDGE FINL SOLUTIONS COM LLC		2011-01-18	2011-04-26
4 CHICAGO BRDG & IRON CO N V N Y REGISTRY SH		2010-04-27	2011-04-26
1 COCA COLA CO COM		2010-04-27	2011-04-26
2 DOW CHEM CO COM		2011-03-24	2011-04-26
6 EBAY INC COM		2010-05-28	2011-04-26
2 FREEPORT-MCMORAN COPPER & GOLD CL B (SPECIAL CONDITION RIGHTS ATTA		2010-11-23	2011-04-26
2 GOLDCORP INC NEW COM		2010-04-27	2011-04-26
2 HARRIS CORP DEL COM		2011-02-08	2011-04-26
2 IDEX CORP COM		2010-04-27	2011-04-26
3 MEADWESTVACO CORP COM		2010-04-27	2011-04-26
2 NORDSON CORP COM		2009-10-22	2011-04-26
2 OGE ENERGY CORP COM		2010-04-27	2011-04-26
2 PENTAIR INC COM		2010-04-27	2011-04-26
4 TECK RESOURCES LTD CL B		2010-07-22	2011-04-26
2 TIMKEN CO COM		2010-04-27	2011-04-26
2 TRACTOR SUPPLY CO COM		2010-04-27	2011-04-26
4 TRINITY INDS INC COM		2010-04-27	2011-04-26
2 URS CORP NEW COM		2010-04-27	2011-04-26
4 UNITED TECHNOLOGIES CORP COM		2010-04-27	2011-04-26
2 AFFILIATED MANAGERS GROUP INC COM		2010-04-27	2011-05-02
8 ANNALY CAPITAL MGMT INC COM		2011-03-24	2011-05-02
3 BAIDU INC SPON ADR REP A			2011-05-02
1 BOEING CO COM		2010-08-12	2011-05-02

Form 990PF Part IV - Capital Gains and Losses for Tax on Investment Income - Columns a - d

(a) List and describe the kind(s) of property sold (e g , real estate, 2-story brick warehouse, or common stock, 200 shs MLC Co)	(b) How acquired P—Purchase D—Donation	(c) Date acquired (mo , day, yr)	(d) Date sold (mo , day, yr)
15 CHICAGO BRDG & IRON CO N V N Y REGISTRY SH		2010-04-27	2011-05-02
1 COGNIZANT TECH SOLUTIONS CRP COM		2010-04-27	2011-05-02
4 DISNEY WALT CO COM		2010-04-27	2011-05-02
3 E M C CORP MASS COM		2010-04-27	2011-05-02
83 EBAY INC COM			2011-05-02
4 FREEPORT-MCMORAN COPPER & GOLD CL B (SPECIAL CONDITION RIGHTS ATTA		2010-11-23	2011-05-02
15 FREEPORT-MCMORAN COPPER & GOLD CL B (SPECIAL CONDITION RIGHTS ATT		2011-01-18	2011-05-02
8 GENERAL DYNAMICS CORP COM		2010-08-04	2011-05-02
2 GOLDMAN SACHS GROUP INC COM		2010-08-04	2011-05-02
8 INTEL CORP COM		2010-04-27	2011-05-02
14 INTL BUSINESS MACHINES CORP COM			2011-05-02
3 JP MORGAN CHASE & CO COM		2009-08-21	2011-05-02
1 LAUDER ESTEE COS INC CL A		2011-01-03	2011-05-02
8 NEWFIELD EXPL CO COM		2010-04-27	2011-05-02
3 NORDSON CORP COM		2009-10-22	2011-05-02
8 OCCIDENTAL PETROLEUM CORP COM		2010-04-27	2011-05-02
2 ORACLE SYSTEMS		2010-07-02	2011-05-02
2 PNC BANK CORP COM		2011-03-24	2011-05-02
1 PEPSICO INC COM		2009-12-18	2011-05-02
12 POLARIS INDS INC COM		2010-04-27	2011-05-02
7 TRACTOR SUPPLY CO COM		2010-04-27	2011-05-02
12 U S BANCORP COM		2011-03-24	2011-05-02
1 UNITED TECHNOLOGIES CORP COM		2010-04-27	2011-05-02
11 WELLS FARGO & CO (NEW) COM		2011-01-26	2011-05-02
36 XEROX CORP COM		2010-08-04	2011-05-02
4 NOBLE CORPORATION BAAR NAMEN AKT		2011-03-24	2011-05-02
12 AGCO CORP DEL COM		2010-04-27	2011-05-13
18 ADOBE SYSTEMS INC			2011-05-13
23 AETNA INC NEW COM			2011-05-13
5 AFFILIATED MANAGERS GROUP INC COM		2010-04-27	2011-05-13

Form 990PF Part IV - Capital Gains and Losses for Tax on Investment Income - Columns a - d

(a) List and describe the kind(s) of property sold (e g , real estate, 2-story brick warehouse, or common stock, 200 shs MLC Co)	(b) How acquired P—Purchase D—Donation	(c) Date acquired (mo , day, yr)	(d) Date sold (mo , day, yr)
8 AGRIUM INC COM		2011-02-15	2011-05-13
8 AMERICAN EXPRESS CO COM		2010-10-13	2011-05-13
13 AMERICAN TOWER CORP CL A			2011-05-13
11 AMGEN INC		2011-04-19	2011-05-13
9 ANADARKO PETROLEUM CORP COM 10/199		2011-01-11	2011-05-13
9 ANHEUSER BUSCH INBEV SPONSORED ADR		2010-12-17	2011-05-13
37 ANNALY CAPITAL MGMT INC COM		2011-03-24	2011-05-13
5 APPLE INC COM			2011-05-13
20 BAKER HUGHES, INC COM			2011-05-13
4 BLACKROCK INC COM		2011-02-08	2011-05-13
2 BLACKROCK INC COM			2011-05-13
1 BLACKROCK INC COM		2010-11-17	2011-05-13
2 BOEING CO COM		2011-04-19	2011-05-13
8 BOEING CO COM			2011-05-13
23 BRISTOL-MYERS SQUIBB CORP COM			2011-05-13
2 BROADCOM CORP CL A		2011-04-05	2011-05-13
15 BROADCOM CORP CL A			2011-05-13
23 BROADRIDGE FINL SOLUTIONS COM LLC		2011-01-18	2011-05-13
7 CF INDS HLDGS INC COM			2011-05-13
1 CME GROUP INC COM		2011-03-24	2011-05-13
10 CSX CORP COM		2010-04-27	2011-05-13
3 CVS CORP COM		2010-12-01	2011-05-13
17 CVS CORP COM		2010-04-27	2011-05-13
3 CVS CORP COM		2011-04-05	2011-05-13
31 CARDINAL HEALTH INC COM		2010-04-27	2011-05-13
9 CARNIVAL CORP PAIRED CTF 1 COM CARNIVAL CORP & 1 TR SH BEN INT P&O		2010-04-27	2011-05-13
1 CARNIVAL CORP PAIRED CTF 1 COM CARNIVAL CORP & 1 TR SH BEN INT P&O		2011-04-05	2011-05-13
5 CARNIVAL CORP PAIRED CTF 1 COM CARNIVAL CORP & 1 TR SH BEN INT P&O			2011-05-13
6 CATERPILLAR INC		2010-10-05	2011-05-13
16 CELGENE CORP COM		2010-01-26	2011-05-13

Form 990PF Part IV - Capital Gains and Losses for Tax on Investment Income - Columns a - d

(a) List and describe the kind(s) of property sold (e g , real estate, 2-story brick warehouse, or common stock, 200 shs MLC Co)	(b) How acquired P—Purchase D—Donation	(c) Date acquired (mo , day, yr)	(d) Date sold (mo , day, yr)
9 CENTENE CORP DEL COM		2010-11-01	2011-05-13
48 CHEVRONTEXACO CORP COM			2011-05-13
17 CHICAGO BRDG & IRON CO N V N Y REGISTRY SH		2010-04-27	2011-05-13
17 CISCO SYS INC COM			2011-05-13
34 CISCO SYS INC COM			2011-05-13
23 CITIGROUP INC COM NEW			2011-05-13
9 CLIFFS NAT RES INC COM			2011-05-13
25 COCA COLA CO COM			2011-05-13
8 COCA COLA CO COM		2010-04-27	2011-05-13
9 COLUMBIA SPORTSWEAR CO COM		2010-04-27	2011-05-13
21 COMCAST CORP CL A			2011-05-13
52 CORNING INC COM			2011-05-13
26 CORNING INC COM			2011-05-13
5 CUMMINS INC COM			2011-05-13
6 DARLING INTL INC COM		2011-02-22	2011-05-13
19 DEERE & CO COM		2011-01-11	2011-05-13
11 DELTA AIR LINES INC DEL COM NEW		2011-05-02	2011-05-13
26 DELTA AIR LINES INC DEL COM NEW		2010-09-10	2011-05-13
9 DEVON ENERGY CORP (NEW) COM		2010-04-27	2011-05-13
26 DEVON ENERGY CORP (NEW) COM		2011-02-22	2011-05-13
4 DEVON ENERGY CORP (NEW) COM		2010-10-25	2011-05-13
18 DIAGEO PLC SPONSORED ADR NEW		2010-04-27	2011-05-13
44 DISNEY WALT CO COM		2010-04-27	2011-05-13
32 DISCOVERY COMMUNICATIONS INC NEW COM SER A		2011-03-24	2011-05-13
11 DISCOVERY COMMUNICATIONS INC NEW COM SER C		2011-04-05	2011-05-13
13 DOLLAR GEN CORP NEW COM		2011-02-15	2011-05-13
16 DOW CHEM CO COM		2011-03-24	2011-05-13
9 DU PONT E I DE NEMOURS & CO COM		2010-04-27	2011-05-13
32 E M C CORP MASS COM			2011-05-13
16 EOG RES INC COM		2011-02-22	2011-05-13

Form 990PF Part IV - Capital Gains and Losses for Tax on Investment Income - Columns a - d

(a) List and describe the kind(s) of property sold (e g , real estate, 2-story brick warehouse, or common stock, 200 shs MLC Co)	(b) How acquired P—Purchase D—Donation	(c) Date acquired (mo , day, yr)	(d) Date sold (mo , day, yr)
8 EBAY INC COM			2011-05-13
13 EBAY INC COM			2011-05-13
6 EXPEDIA INC DEL COM		2011-02-15	2011-05-13
13 EXPEDIA INC DEL COM			2011-05-13
24 EXXON MOBIL CORP COM		2010-05-04	2011-05-13
3 EXXON MOBIL CORP COM		2010-05-28	2011-05-13
7 FEDEX CORP COM			2011-05-13
48 FIFTH THIRD BANCORP COM		2011-04-05	2011-05-13
9 FLUOR CORP (NEW) COM		2010-07-02	2011-05-13
6 FLOWSERVE CORP COM		2010-04-27	2011-05-13
28 GENERAL DYNAMICS CORP COM		2010-08-04	2011-05-13
21 GENERAL MILLS INC COM		2011-03-07	2011-05-13
20 GENERAL MTRS CO COM			2011-05-13
17 GILEAD SCIENCES INC COM			2011-05-13
8 GOLDCORP INC NEW COM		2010-04-27	2011-05-13
3 GOLDCORP INC NEW COM		2011-02-08	2011-05-13
1 GOLDCORP INC NEW COM		2010-08-12	2011-05-13
7 GOLDMAN SACHS GROUP INC COM		2010-08-04	2011-05-13
1 GOOGLE INC CL A		2010-07-02	2011-05-13
1 GOOGLE INC CL A		2011-01-11	2011-05-13
2 GOOGLE INC CL A		2009-12-04	2011-05-13
8 HARRIS CORP DEL COM		2011-02-08	2011-05-13
20 HEWLETT PACKARD CO COM			2011-05-13
27 HOME DEPOT INC COM		2010-09-10	2011-05-13
9 HUMANA INC COM		2010-11-05	2011-05-13
14 IDEX CORP COM		2010-04-27	2011-05-13
11 ILLINOIS TOOL WKS INC COM			2011-05-13
10 IMPERIAL TOBACCO GROUP-ADR COM		2010-04-27	2011-05-13
23 INTEL CORP COM		2010-04-27	2011-05-13
6 INTEL CORP COM		2011-02-08	2011-05-13

Form 990PF Part IV - Capital Gains and Losses for Tax on Investment Income - Columns a - d

(a) List and describe the kind(s) of property sold (e g , real estate, 2-story brick warehouse, or common stock, 200 shs MLC Co)	(b) How acquired P—Purchase D—Donation	(c) Date acquired (mo , day, yr)	(d) Date sold (mo , day, yr)
4 INTL BUSINESS MACHINES CORP COM			2011-05-13
7 INTL BUSINESS MACHINES CORP COM			2011-05-13
21 INTERNATIONAL PAPER CO COM			2011-05-13
41 JP MORGAN CHASE & CO COM			2011-05-13
28 JP MORGAN CHASE & CO COM		2010-09-10	2011-05-13
6 JOHNSON & JOHNSON COM			2011-05-13
4 JOHNSON & JOHNSON COM			2011-05-13
3 JOHNSON & JOHNSON COM		2010-07-02	2011-05-13
7 KOHLS CORP COM		2010-05-04	2011-05-13
5 KOHLS CORP COM			2011-05-13
16 KRAFT FOODS INC-A COM			2011-05-13
4 L-3 COMMUNICATIONS HLDGS INC COM			2011-05-13
24 LAS VEGAS SANDS CORP COM		2011-03-11	2011-05-13
12 LAUDER ESTEE COS INC CL A		2011-01-03	2011-05-13
26 LINCOLN NATL CORP IND COM		2011-02-15	2011-05-13
4 LOWES COS INC COM		2011-04-05	2011-05-13
22 LOWES COS INC COM		2010-04-27	2011-05-13
5 LOWES COS INC COM		2010-09-28	2011-05-13
15 MARRIOTT INTL INC NEW CL A STOCK			2011-05-13
2 MASTERCARD INC CL A			2011-05-13
20 MCDONALDS CORP COM		2010-02-16	2011-05-13
9 MCKESSON CORP COM		2010-04-27	2011-05-13
23 MEAD JOHNSON NUTRITION CO COM		2010-01-26	2011-05-13
17 MEADWESTVACO CORP COM		2010-04-27	2011-05-13
11 MEDCO HEALTH SOLUTIONS INC COM		2010-06-14	2011-05-13
40 METLIFE INC COM			2011-05-13
122 MICROSOFT CORP COM			2011-05-13
6 MOSAIC CO COM		2011-01-11	2011-05-13
18 MYLAN LABORATORIES COM		2011-03-07	2011-05-13
15 NESTLE SA-SPONS ADR FOR REG		2010-07-02	2011-05-13

Form 990PF Part IV - Capital Gains and Losses for Tax on Investment Income - Columns a - d

(a) List and describe the kind(s) of property sold (e g , real estate, 2-story brick warehouse, or common stock, 200 shs MLC Co)	(b) How acquired P—Purchase D—Donation	(c) Date acquired (mo , day, yr)	(d) Date sold (mo , day, yr)
9 NEWFIELD EXPL CO COM		2010-04-27	2011-05-13
23 NEXEN INC COM		2010-04-27	2011-05-13
9 NEXEN INC COM		2010-11-23	2011-05-13
17 NIKE INC CL B COM		2010-10-05	2011-05-13
9 NORDSON CORP COM		2009-10-22	2011-05-13
11 OGE ENERGY CORP COM		2010-04-27	2011-05-13
20 OMNICOM GROUP INC COM			2011-05-13
4 OMNICOM GROUP INC COM		2010-06-14	2011-05-13
100 ORACLE SYSTEMS			2011-05-13
11 PNC BANK CORP COM		2011-03-24	2011-05-13
10 PARKER HANNIFIN CORP COM		2011-04-05	2011-05-13
3 PEABODY ENERGY CORP COM			2011-05-13
8 PEABODY ENERGY CORP COM		2010-04-27	2011-05-13
13 PENTAIR INC COM		2010-04-27	2011-05-13
7 PEPSICO INC COM			2011-05-13
10 PEPSICO INC COM			2011-05-13
37 PFIZER INC COM			2011-05-13
50 PFIZER INC COM		2010-11-05	2011-05-13
6 POLARIS INDS INC COM		2010-04-27	2011-05-13
11 PRECISION CASTPARTS CORP COM		2010-08-04	2011-05-13
15 PROCTER & GAMBLE CO COM			2011-05-13
17 PRUDENTIAL FINANCIAL INC COM		2011-01-03	2011-05-13
8 QUALCOMM INC COM			2011-05-13
11 REPUBLIC SERVICES INC COM		2010-04-27	2011-05-13
8 REPUBLIC SERVICES INC COM			2011-05-13
9 RESEARCH IN MOTION LTD COM		2011-05-02	2011-05-13
11 ROYAL DUTCH SHELL PLC SPONSORED ADR REPSTG A SHS			2011-05-13
4 SALESFORCE COM INC COM			2011-05-13
27 SMITHFIELD FOODS INC COM		2010-04-27	2011-05-13
5 STANLEY BLACK & DECKER INC COM			2011-05-13

Form 990PF Part IV - Capital Gains and Losses for Tax on Investment Income - Columns a - d

(a) List and describe the kind(s) of property sold (e g , real estate, 2-story brick warehouse, or common stock, 200 shs MLC Co)	(b) How acquired P—Purchase D—Donation	(c) Date acquired (mo , day, yr)	(d) Date sold (mo , day, yr)
24 STAPLES INC COM			2011-05-13
45 STARBUCKS CORP COM		2010-10-05	2011-05-13
5 TARGET CORP COM			2011-05-13
8 TARGET CORP COM			2011-05-13
7 TECK RESOURCES LTD CL B		2010-07-22	2011-05-13
36 TERADYNE INC COM		2011-05-02	2011-05-13
10 TEVA PHARMACEUTICAL INDS LTD ADR			2011-05-13
14 TEXAS INSTRS INC COM			2011-05-13
3 THERMO FISHER CORP COM		2011-04-19	2011-05-13
10 THERMO FISHER CORP COM		2010-04-27	2011-05-13
8 3M CO COM			2011-05-13
13 TIMKEN CO COM		2010-04-27	2011-05-13
11 TRACTOR SUPPLY CO COM		2010-04-27	2011-05-13
20 TRINITY INDS INC COM		2010-04-27	2011-05-13
23 U S BANCORP COM		2011-03-24	2011-05-13
14 URS CORP NEW COM		2010-04-27	2011-05-13
15 UNITED PARCEL SERVICE CL B COM		2011-02-08	2011-05-13
7 UNITED PARCEL SERVICE CL B COM		2010-04-27	2011-05-13
13 UNITED TECHNOLOGIES CORP COM		2010-11-17	2011-05-13
26 VIACOM INC NEW CL B		2010-04-27	2011-05-13
4 VMWARE INC CL A COM		2011-03-30	2011-05-13
28 VODAFONE GROUP PLC NEW SPONSORED ADR NEW		2011-04-19	2011-05-13
17 WAL MART STORES INC COM			2011-05-13
46 WELLS FARGO & CO (NEW) COM		2011-01-26	2011-05-13
122 XEROX CORP COM			2011-05-13
33 YAHOO INC COM		2010-04-27	2011-05-13
9 COVIDIEN PLC SHS		2009-11-03	2011-05-13
4 COVIDIEN PLC SHS		2010-08-04	2011-05-13
13 NOBLE CORPORATION BAAR NAMEN AKT		2011-03-24	2011-05-13
15 TYCO INTERNATIONAL LTD SHS			2011-05-13

Form 990PF Part IV - Capital Gains and Losses for Tax on Investment Income - Columns a - d

(a) List and describe the kind(s) of property sold (e g , real estate, 2-story brick warehouse, or common stock, 200 shs MLC Co)	(b) How acquired P—Purchase D—Donation	(c) Date acquired (mo , day, yr)	(d) Date sold (mo , day, yr)
7 CHECK POINT SOFTWARE TECH COM		2011-02-08	2011-05-13
4 AMAZON COM INC COM		2010-04-27	2011-06-02
4 CB RICHARD ELLIS GROUP INC CL A		2011-05-13	2011-06-02
1 CATERPILLAR INC		2010-10-05	2011-06-02
1 CITIGROUP INC COM NEW		2011-02-22	2011-06-02
8 EXXON MOBIL CORP COM		2010-05-28	2011-06-02
7 EXXON MOBIL CORP COM			2011-06-02
2 EXXON MOBIL CORP COM			2011-06-02
81 FIFTH THIRD BANCORP COM		2011-04-05	2011-06-02
11 FREEPORT-MCMORAN COPPER & GOLD CL B (SPECIAL CONDITION RIGHTS ATT			2011-06-02
13 GOLDMAN SACHS GROUP INC COM			2011-06-02
8 GOLDMAN SACHS GROUP INC COM			2011-06-02
2 HARRIS CORP DEL COM		2011-02-08	2011-06-02
1 HUMANA INC COM		2010-11-05	2011-06-02
4 JP MORGAN CHASE & CO COM		2010-11-17	2011-06-02
78 JP MORGAN CHASE & CO COM		2011-01-18	2011-06-02
44 JOHNSON CONTROLS INC COM		2010-06-21	2011-06-02
10 L-3 COMMUNICATIONS HLDGS INC COM			2011-06-02
3 L-3 COMMUNICATIONS HLDGS INC COM		2011-02-08	2011-06-02
5 LAS VEGAS SANDS CORP COM		2011-03-11	2011-06-02
4 MICROSOFT CORP COM		2010-10-05	2011-06-02
19 MONSANTO CO NEW COM		2010-11-17	2011-06-02
15 OCCIDENTAL PETROLEUM CORP COM		2010-04-27	2011-06-02
29 OMNICOM GROUP INC COM			2011-06-02
9 OMNICOM GROUP INC COM			2011-06-02
11 POTASH CORP OF SASKATCHEWAN COM		2011-05-13	2011-06-02
4 PRECISION CASTPARTS CORP COM			2011-06-02
49 RESEARCH IN MOTION LTD COM		2011-05-02	2011-06-02
3 SCHLUMBERGER LTD COM		2009-10-16	2011-06-02
27 STARWOOD HOTELS & RESORTS WORLDWIDE INC		2010-11-17	2011-06-02

Form 990PF Part IV - Capital Gains and Losses for Tax on Investment Income - Columns a - d

(a) List and describe the kind(s) of property sold (e g , real estate, 2-story brick warehouse, or common stock, 200 shs MLC Co)	(b) How acquired P—Purchase D—Donation	(c) Date acquired (mo , day, yr)	(d) Date sold (mo , day, yr)
4 TECK RESOURCES LTD CL B		2010-07-22	2011-06-02
82 WELLS FARGO & CO (NEW) COM			2011-06-02
50 NOBLE CORPORATION BAAR NAMEN AKT			2011-06-02
1 AFFILIATED MANAGERS GROUP INC COM		2010-04-27	2011-06-08
1 ANNALY CAPITAL MGMT INC COM		2011-03-24	2011-06-08
5 BROADRIDGE FINL SOLUTIONS COM LLC		2011-01-18	2011-06-08
3 CB RICHARD ELLIS GROUP INC CL A		2011-05-13	2011-06-08
1 COGNIZANT TECH SOLUTIONS CRP COM		2010-04-27	2011-06-08
2 COLUMBIA SPORTSWEAR CO COM		2010-04-27	2011-06-08
3 DARLING INTL INC COM		2011-02-22	2011-06-08
1 DIAGEO PLC SPONSORED ADR NEW		2010-04-27	2011-06-08
3 FREEPORT-MCMORAN COPPER & GOLD CL B (SPECIAL CONDITION RIGHTS ATTA		2011-03-24	2011-06-08
4 MEADWESTVACO CORP COM		2010-04-27	2011-06-08
1 MICROSOFT CORP COM		2010-10-05	2011-06-08
2 MONSANTO CO NEW COM		2010-11-17	2011-06-08
1 NEWFIELD EXPL CO COM		2010-04-27	2011-06-08
3 OGE ENERGY CORP COM		2010-04-27	2011-06-08
1 OCCIDENTAL PETROLEUM CORP COM		2010-04-27	2011-06-08
4 PENTAIR INC COM		2010-04-27	2011-06-08
1 PFIZER INC COM		2010-11-05	2011-06-08
2 POLARIS INDS INC COM		2010-04-27	2011-06-08
2 STARWOOD HOTELS & RESORTS WORLDWIDE INC		2010-11-17	2011-06-08
3 TIMKEN CO COM		2010-04-27	2011-06-08
2 TRACTOR SUPPLY CO COM		2010-04-27	2011-06-08
2 WELLS FARGO & CO (NEW) COM		2011-03-24	2011-06-08
1 AFFILIATED MANAGERS GROUP INC COM		2010-04-27	2011-06-14
115 ANNALY CAPITAL MGMT INC COM			2011-06-14
1 CATERPILLAR INC		2010-10-05	2011-06-14
4 CENTENE CORP DEL COM		2010-11-01	2011-06-14
3 CITIGROUP INC COM NEW		2011-03-24	2011-06-14

Form 990PF Part IV - Capital Gains and Losses for Tax on Investment Income - Columns a - d

(a) List and describe the kind(s) of property sold (e g , real estate, 2-story brick warehouse, or common stock, 200 shs MLC Co)	(b) How acquired P—Purchase D—Donation	(c) Date acquired (mo , day, yr)	(d) Date sold (mo , day, yr)
2 IDEX CORP COM		2010-04-27	2011-06-14
2 JP MORGAN CHASE & CO COM		2011-01-18	2011-06-14
3 JOHNSON CONTROLS INC COM		2010-06-21	2011-06-14
8 JUNIPER NETWORKS INC COM		2011-05-13	2011-06-14
1 NEWFIELD EXPL CO COM		2010-04-27	2011-06-14
3 NORDSON CORP COM		2009-10-22	2011-06-14
2 OGE ENERGY CORP COM		2010-04-27	2011-06-14
56 CHARLES SCHWAB CORP NEW COM		2011-05-13	2011-06-14
22 CHARLES SCHWAB CORP NEW COM		2010-04-27	2011-06-14
2 TIMKEN CO COM		2010-04-27	2011-06-14
3 AGCO CORP DEL COM		2010-04-27	2011-06-21
1 AFFILIATED MANAGERS GROUP INC COM		2010-04-27	2011-06-21
16 ANADARKO PETROLEUM CORP COM 10/199			2011-06-21
9 BROADRIDGE FINL SOLUTIONS COM LLC		2011-01-18	2011-06-21
2 CAMERON INTL CORP COM		2011-05-13	2011-06-21
13 CATERPILLAR INC			2011-06-21
4 CHICAGO BRDG & IRON CO N V N Y REGISTRY SH		2010-04-27	2011-06-21
10 COCA COLA CO COM			2011-06-21
3 COLUMBIA SPORTSWEAR CO COM		2010-04-27	2011-06-21
3 HOME DEPOT INC COM		2010-09-10	2011-06-21
3 IDEX CORP COM		2010-04-27	2011-06-21
6 MEADWESTVACO CORP COM		2010-04-27	2011-06-21
31 MYLAN LABORATORIES COM			2011-06-21
1 NEWFIELD EXPL CO COM		2010-04-27	2011-06-21
2 NORDSON CORP COM		2009-10-22	2011-06-21
3 OGE ENERGY CORP COM		2010-04-27	2011-06-21
5 PENTAIR INC COM		2010-04-27	2011-06-21
2 POLARIS INDS INC COM		2010-04-27	2011-06-21
3 QUALCOMM INC COM		2010-11-23	2011-06-21
12 QUALCOMM INC COM		2010-04-27	2011-06-21

Form 990PF Part IV - Capital Gains and Losses for Tax on Investment Income - Columns a - d

(a) List and describe the kind(s) of property sold (e g , real estate, 2-story brick warehouse, or common stock, 200 shs MLC Co)	(b) How acquired P—Purchase D—Donation	(c) Date acquired (mo , day, yr)	(d) Date sold (mo , day, yr)
6 QUALCOMM INC COM		2011-01-11	2011-06-21
8 SCHLUMBERGER LTD COM		2009-10-16	2011-06-21
7 SMITHFIELD FOODS INC COM		2010-04-27	2011-06-21
3 TIMKEN CO COM		2010-04-27	2011-06-21
4 TRACTOR SUPPLY CO COM		2010-04-27	2011-06-21
5 TRINITY INDS INC COM		2010-04-27	2011-06-21
3 URS CORP NEW COM		2010-04-27	2011-06-21
47 VODAFONE GROUP PLC NEW SPONSORED ADR NEW		2011-04-19	2011-06-21
25000 FEDERAL HOME LN MTG CORP 1 20% DTD 09/24/2010 DUE 09/24/2013		2010-12-17	2011-06-24
2 CLIFFS NAT RES INC COM		2011-06-02	2011-06-27
138 CORNING INC COM			2011-06-27
2 JOHNSON CONTROLS INC COM		2010-06-21	2011-06-27
3 LAS VEGAS SANDS CORP COM		2011-03-11	2011-06-27
1 NEWFIELD EXPL CO COM		2010-04-27	2011-06-27
1 TECK RESOURCES LTD CL B		2010-07-22	2011-06-27
1 AGCO CORP DEL COM		2010-04-27	2011-07-01
1 AMAZON COM INC COM		2010-11-23	2011-07-01
1 ARM HLDGS PLC SPONSORED ADR		2011-03-24	2011-07-01
2 BARRICK GOLD CORP COM		2011-06-02	2011-07-01
1 BROADRIDGE FINL SOLUTIONS COM LLC		2011-01-18	2011-07-01
2 CAMERON INTL CORP COM		2011-05-13	2011-07-01
2 CENTENE CORP DEL COM		2010-11-01	2011-07-01
1 CHICAGO BRDG & IRON CO N V N Y REGISTRY SH		2010-04-27	2011-07-01
5 DISNEY WALT CO COM			2011-07-01
2 DISCOVERY COMMUNICATIONS INC NEW COM SER A		2011-03-24	2011-07-01
2 DOWCHEM CO COM		2011-03-24	2011-07-01
4 FREEPORT-MCMORAN COPPER & GOLD CL B (SPECIAL CONDITION RIGHTS ATTA		2011-03-24	2011-07-01
10 GENERAL ELEC CO COM		2010-03-04	2011-07-01
1 HOME DEPOT INC COM		2010-09-10	2011-07-01
1 IDEX CORP COM		2010-04-27	2011-07-01

Form 990PF Part IV - Capital Gains and Losses for Tax on Investment Income - Columns a - d

(a) List and describe the kind(s) of property sold (e g , real estate, 2-story brick warehouse, or common stock, 200 shs MLC Co)	(b) How acquired P—Purchase D—Donation	(c) Date acquired (mo , day, yr)	(d) Date sold (mo , day, yr)
1 JOHNSON CONTROLS INC COM		2010-06-21	2011-07-01
2 MEADWESTVACO CORP COM		2010-04-27	2011-07-01
4 MICROSOFT CORP COM		2010-10-05	2011-07-01
1 OGE ENERGY CORP COM		2010-04-27	2011-07-01
3 OCCIDENTAL PETROLEUM CORP COM		2010-04-27	2011-07-01
4 OIL STS INTL INC COM		2011-06-02	2011-07-01
2 PRUDENTIAL FINANCIAL INC COM		2011-01-03	2011-07-01
2 SMITHFIELD FOODS INC COM		2010-04-27	2011-07-01
4 TECK RESOURCES LTD CL B			2011-07-01
1 TIMKEN CO COM		2010-04-27	2011-07-01
1 TRINITY INDS INC COM		2010-04-27	2011-07-01
4 U S BANCORP COM		2011-03-24	2011-07-01
1 URS CORP NEW COM		2010-04-27	2011-07-01
1 VIACOM INC NEW CL B		2010-04-27	2011-07-01
4 XEROX CORP COM		2010-09-28	2011-07-01
3 ALEXION PHARMACEUTICALS INC COM		2011-05-13	2011-07-18
6 AMGEN INC		2011-04-19	2011-07-18
1 APPLE INC COM		2009-08-17	2011-07-18
4 BARRICK GOLD CORP COM		2011-06-02	2011-07-18
2 BLACKROCK INC COM		2011-02-08	2011-07-18
1 CF INDS HLDGS INC COM		2010-09-22	2011-07-18
1 CITRIX SYSTEMS INC COM		2011-05-13	2011-07-18
2 CLIFFS NAT RES INC COM		2011-06-02	2011-07-18
1 COGNIZANT TECH SOLUTIONS CRP COM		2010-04-27	2011-07-18
7 E M C CORP MASS COM		2010-08-26	2011-07-18
1 E M C CORP MASS COM		2010-05-12	2011-07-18
14 E M C CORP MASS COM		2011-02-15	2011-07-18
2 FREEPORT-MCMORAN COPPER & GOLD CL B (SPECIAL CONDITION RIGHTS ATTA		2011-03-24	2011-07-18
14 GENERAL MILLS INC COM		2011-03-07	2011-07-18
43 HORMEL FOODS CORP COM		2011-05-13	2011-07-18

Form 990PF Part IV - Capital Gains and Losses for Tax on Investment Income - Columns a - d

(a) List and describe the kind(s) of property sold (e g , real estate, 2-story brick warehouse, or common stock, 200 shs MLC Co)	(b) How acquired P—Purchase D—Donation	(c) Date acquired (mo , day, yr)	(d) Date sold (mo , day, yr)
1 IMPERIAL TOBACCO GROUP-ADR COM		2010-04-27	2011-07-18
1 INTUITIVE SURGICAL INC COM NEW		2011-05-13	2011-07-18
6 LAS VEGAS SANDS CORP COM		2011-03-11	2011-07-18
3 MEAD JOHNSON NUTRITION CO COM		2010-01-26	2011-07-18
4 MICROSOFT CORP COM		2010-10-05	2011-07-18
1 OCCIDENTAL PETROLEUM CORP COM		2010-04-27	2011-07-18
1 SCHLUMBERGER LTD COM		2009-10-16	2011-07-18
2 TECK RESOURCES LTD CL B		2010-08-26	2011-07-18
20 TERADYNE INC COM		2011-05-02	2011-07-18
2 ALEXION PHARMACEUTICALS INC COM		2011-05-13	2011-07-22
1 DISNEY WALT CO COM		2010-05-12	2011-07-22
2 EXPRESS SCRIPTS INC COM		2011-05-13	2011-07-22
1 FLOWSERVE CORP COM		2010-04-27	2011-07-22
3 GENERAL MILLS INC COM		2011-03-07	2011-07-22
1 INTUITIVE SURGICAL INC COM NEW		2011-05-13	2011-07-22
9 METLIFE INC COM		2010-08-20	2011-07-22
1 OIL STS INTL INC COM		2011-06-02	2011-07-22
39 TERADYNE INC COM		2011-05-02	2011-07-22
3 U S BANCORP COM		2011-03-24	2011-07-22
3698 137 AI INTERMEDIATE BOND FUND		2010-04-30	2011-07-27
773 867 AI INTERMEDIATE BOND FUND		2011-06-20	2011-07-27
355 026 AI INT'L MULTI-MGR STOCK FUND		2004-04-23	2011-07-27
2 INTUITIVE SURGICAL INC COM NEW		2011-05-13	2011-07-27
316 679 MFS INTERNATIONAL DIVERSIFICATION FUND CL I		2010-12-01	2011-07-27
1 CAMERON INTL CORP COM		2011-05-13	2011-08-02
2 CARDINAL HEALTH INC COM		2010-04-27	2011-08-02
61 CITIGROUP INC COM NEW			2011-08-02
5 DISCOVERY COMMUNICATIONS INC NEW COM SER A		2011-03-24	2011-08-02
4 FLUOR CORP (NEW) COM		2011-07-27	2011-08-02
17 FLUOR CORP (NEW) COM		2010-07-02	2011-08-02

Form 990PF Part IV - Capital Gains and Losses for Tax on Investment Income - Columns a - d

(a) List and describe the kind(s) of property sold (e g , real estate, 2-story brick warehouse, or common stock, 200 shs MLC Co)	(b) How acquired P—Purchase D—Donation	(c) Date acquired (mo , day, yr)	(d) Date sold (mo , day, yr)
7 GENERAL DYNAMICS CORP COM		2010-08-04	2011-08-02
10 GENERAL ELEC CO COM		2010-03-04	2011-08-02
2 HARRIS CORP DEL COM		2011-02-08	2011-08-02
2 ILLUMINA INC COM		2011-05-13	2011-08-02
26 JUNIPER NETWORKS INC COM		2011-05-13	2011-08-02
2 MCKESSON CORP COM		2010-04-27	2011-08-02
7 MEAD JOHNSON NUTRITION CO COM			2011-08-02
7 METLIFE INC COM		2010-08-20	2011-08-02
2 NIKE INC CL B COM		2010-10-05	2011-08-02
4 PNC BANK CORP COM		2011-03-24	2011-08-02
5 PRUDENTIAL FINANCIAL INC COM		2011-01-03	2011-08-02
4 STARBUCKS CORP COM		2010-10-05	2011-08-02
2 UNITED PARCEL SERVICE CL B COM		2011-02-08	2011-08-02
2 VIACOM INC NEW CL B		2010-04-27	2011-08-02
17 XEROX CORP COM		2010-09-28	2011-08-02
2 ALLERGAN INC COM		2010-04-27	2011-08-08
1 AUTOZONE INC COM		2011-07-01	2011-08-08
66 COMCAST CORP CL A			2011-08-08
3 DIAGEO PLC SPONSORED ADR NEW		2010-04-27	2011-08-08
4 HARRIS CORP DEL COM		2011-02-08	2011-08-08
69 HOME DEPOT INC COM			2011-08-08
45 HOME DEPOT INC COM			2011-08-08
6 JUNIPER NETWORKS INC COM		2011-05-13	2011-08-08
26 KLA-TENCOR CORP COM			2011-08-08
13 PNC BANK CORP COM		2011-03-24	2011-08-08
6 PARKER HANNIFIN CORP COM		2011-04-05	2011-08-08
2 UNITED PARCEL SERVICE CL B COM		2011-02-08	2011-08-08
3 VIACOM INC NEW CL B		2010-04-27	2011-08-08
19 XEROX CORP COM		2010-09-28	2011-08-08
1 APPLE INC COM		2009-12-18	2011-08-12

Form 990PF Part IV - Capital Gains and Losses for Tax on Investment Income - Columns a - d

(a) List and describe the kind(s) of property sold (e g , real estate, 2-story brick warehouse, or common stock, 200 shs MLC Co)	(b) How acquired P—Purchase D—Donation	(c) Date acquired (mo , day, yr)	(d) Date sold (mo , day, yr)
2 ARM HLDGS PLC SPONSORED ADR		2011-03-24	2011-08-12
1 CVS CORP COM		2011-06-21	2011-08-12
1 CAPITAL ONE FINANCIAL CORP COM		2011-06-02	2011-08-12
1 CATERPILLAR INC		2010-10-13	2011-08-12
1 CELGENE CORP COM		2010-01-26	2011-08-12
3 CHILDRENS PL RETAIL STORES INC COM		2011-08-02	2011-08-12
2 CLIFFS NAT RES INC COM		2011-06-02	2011-08-12
2 EXPEDITORS INTL WASH INC COM		2011-05-13	2011-08-12
2 FREEPORT-MCMORAN COPPER & GOLD CL B (SPECIAL CONDITION RIGHTS ATTA		2011-03-24	2011-08-12
55 GENERAL ELEC CO COM			2011-08-12
102 GENERAL ELEC CO COM			2011-08-12
39 GENERAL ELEC CO COM			2011-08-12
1 GENERAL MILLS INC COM		2011-03-07	2011-08-12
1 JUNIPER NETWORKS INC COM		2011-05-13	2011-08-12
10 LAS VEGAS SANDS CORP COM		2011-03-11	2011-08-12
1 LAUDER ESTEE COS INC CL A		2011-01-03	2011-08-12
2 LINCOLN NATL CORP IND COM		2011-02-15	2011-08-12
1 MARATHON OIL CORP COM		2011-08-02	2011-08-12
2 MONSANTO CO NEW COM		2010-11-17	2011-08-12
1 NEWMONT MNG CORP HOLDING C		2011-07-18	2011-08-12
5 OIL STS INTL INC COM		2011-06-02	2011-08-12
3 PERRIGO COMPANY COM		2011-05-13	2011-08-12
2 POTASH CORP OF SASKATCHEWAN COM		2011-05-13	2011-08-12
1 RAYTHEON CO COM NEW		2011-06-02	2011-08-12
37 SMITHFIELD FOODS INC COM		2010-04-27	2011-08-12
1 SYMANTEC CORP COM		2011-06-21	2011-08-12
3 TECK RESOURCES LTD CL B		2010-08-26	2011-08-12
1 WELLS FARGO & CO (NEW) COM		2011-03-24	2011-08-12
7 AGCO CORP DEL COM		2010-04-27	2011-08-18
3 AFFILIATED MANAGERS GROUP INC COM		2010-04-27	2011-08-18

Form 990PF Part IV - Capital Gains and Losses for Tax on Investment Income - Columns a - d

(a) List and describe the kind(s) of property sold (e g , real estate, 2-story brick warehouse, or common stock, 200 shs MLC Co)	(b) How acquired P—Purchase D—Donation	(c) Date acquired (mo , day, yr)	(d) Date sold (mo , day, yr)
28 ARCH COAL INC COM		2011-06-02	2011-08-18
28 BAKER HUGHES, INC COM			2011-08-18
13 BROADRIDGE FINL SOLUTIONS COM LLC		2011-01-18	2011-08-18
4 CENTENE CORP DEL COM		2010-11-01	2011-08-18
9 CHICAGO BRDG & IRON CO N V N Y REGISTRY SH		2010-04-27	2011-08-18
2 COGNIZANT TECH SOLUTIONS CRP COM		2010-04-27	2011-08-18
3 COLUMBIA SPORTSWEAR CO COM		2010-04-27	2011-08-18
3 FLOWSERVE CORP COM		2010-04-27	2011-08-18
36 HOME DEPOT INC COM		2011-08-12	2011-08-18
6 IDEX CORP COM		2010-04-27	2011-08-18
7 JP MORGAN CHASE & CO COM			2011-08-18
38 JUNIPER NETWORKS INC COM			2011-08-18
7 MEADWESTVACO CORP COM		2010-04-27	2011-08-18
70 MICROSOFT CORP COM			2011-08-18
107 MICROSOFT CORP COM			2011-08-18
2 NORDSON CORP COM		2009-10-22	2011-08-18
36 NORDSTROM INC COM			2011-08-18
5 OGE ENERGY CORP COM		2010-04-27	2011-08-18
7 PENTAIR INC COM		2010-04-27	2011-08-18
3 POLARIS INDS INC COM		2010-04-27	2011-08-18
1 QUALCOMM INC COM		2011-01-11	2011-08-18
1 SCHLUMBERGER LTD COM		2009-10-16	2011-08-18
12 SMITHFIELD FOODS INC COM		2010-04-27	2011-08-18
8 TIMKEN CO COM		2010-04-27	2011-08-18
4 TRACTOR SUPPLY CO COM		2010-04-27	2011-08-18
5 TRINITY INDS INC COM		2010-04-27	2011-08-18
4 URS CORP NEW COM		2010-04-27	2011-08-18
2 ALLERGAN INC COM		2010-04-27	2011-08-24
1 AUTOZONE INC COM		2011-07-01	2011-08-24
4 BARRICK GOLD CORP COM		2011-06-02	2011-08-24

Form 990PF Part IV - Capital Gains and Losses for Tax on Investment Income - Columns a - d

(a) List and describe the kind(s) of property sold (e g , real estate, 2-story brick warehouse, or common stock, 200 shs MLC Co)	(b) How acquired P—Purchase D—Donation	(c) Date acquired (mo , day, yr)	(d) Date sold (mo , day, yr)
1 CF INDS HLDGS INC COM		2010-09-22	2011-08-24
1 CHEVRONTEXACO CORP COM		2009-12-18	2011-08-24
1 COCA COLA CO COM		2010-08-12	2011-08-24
3 EXPEDIA INC DEL COM		2011-06-02	2011-08-24
1 IMPERIAL TOBACCO GROUP-ADR COM		2010-04-27	2011-08-24
4 JP MORGAN CHASE & CO COM			2011-08-24
1 NESTLE SA-SPONS ADR FOR REG		2010-07-02	2011-08-24
2 NIKE INC CL B COM		2010-10-05	2011-08-24
6 PFIZER INC COM		2010-11-05	2011-08-24
9 POLARIS INDS INC COM		2010-04-27	2011-08-24
34 SMITHFIELD FOODS INC COM		2010-04-27	2011-08-24
1 UNITED TECHNOLOGIES CORP COM		2010-11-17	2011-08-24
3 ALEXION PHARMACEUTICALS INC COM		2011-05-13	2011-08-30
1 AMGEN INC		2011-04-19	2011-08-30
4 CF INDS HLDGS INC COM			2011-08-30
3 CLIFFS NAT RES INC COM		2011-06-02	2011-08-30
52 LINCOLN NATL CORP IND COM			2011-08-30
1 POLARIS INDS INC COM		2010-04-27	2011-08-30
5 SMITHFIELD FOODS INC COM		2010-04-27	2011-08-30
8 SINA CORP ORD			2011-08-30
5 BARRICK GOLD CORP COM		2011-06-02	2011-09-06
3 CARDINAL HEALTH INC COM		2010-04-27	2011-09-06
2 CITRIX SYSTEMS INC COM		2011-05-13	2011-09-06
3 DIAGEO PLC SPONSORED ADR NEW		2010-04-27	2011-09-06
5 DISNEY WALT CO COM			2011-09-06
3 DOW CHEM CO COM		2011-03-24	2011-09-06
10 E M C CORP MASS COM		2011-02-15	2011-09-06
3 FREEPORT-MCMORAN COPPER & GOLD CL B (SPECIAL CONDITION RIGHTS ATTA		2011-03-24	2011-09-06
2 IMPERIAL TOBACCO GROUP-ADR COM		2010-04-27	2011-09-06
3 LAS VEGAS SANDS CORP COM		2011-03-11	2011-09-06

Form 990PF Part IV - Capital Gains and Losses for Tax on Investment Income - Columns a - d

(a) List and describe the kind(s) of property sold (e g , real estate, 2-story brick warehouse, or common stock, 200 shs MLC Co)	(b) How acquired P—Purchase D—Donation	(c) Date acquired (mo , day, yr)	(d) Date sold (mo , day, yr)
2 LAUDER ESTEE COS INC CL A		2011-01-03	2011-09-06
2 LULULEMON ATHLETICA INC COM		2011-06-14	2011-09-06
5 MEAD JOHNSON NUTRITION CO COM			2011-09-06
5 OCCIDENTAL PETROLEUM CORP COM			2011-09-06
3 OIL STS INTL INC COM		2011-06-02	2011-09-06
42 PNC BANK CORP COM			2011-09-06
3 PRUDENTIAL FINANCIAL INC COM		2011-01-03	2011-09-06
6 STARBUCKS CORP COM		2010-10-05	2011-09-06
3 TECK RESOURCES LTD CL B		2010-10-19	2011-09-06
96 U S BANCORP COM			2011-09-06
2 UNITED PARCEL SERVICE CL B COM		2011-02-08	2011-09-06
3 VIACOM INC NEW CL B		2010-04-27	2011-09-06
260 XEROX CORP COM			2011-09-06
204 XEROX CORP COM			2011-09-06
400 USB CAP VII PFD TR GTD 5 875%		2011-02-03	2011-09-08
2 ACME PACKET INC COM		2011-08-18	2011-09-19
7 ALLERGAN INC COM			2011-09-19
2 CELGENE CORP COM		2010-01-26	2011-09-19
3 CHILDRENS PL RETAIL STORES INC COM		2011-08-02	2011-09-19
4 DOW CHEM CO COM		2011-03-24	2011-09-19
4 E M C CORP MASS COM		2011-02-15	2011-09-19
2 JOHNSON CONTROLS INC COM		2010-11-17	2011-09-19
25 JOHNSON CONTROLS INC COM			2011-09-19
21 JOHNSON CONTROLS INC COM			2011-09-19
3 LAS VEGAS SANDS CORP COM		2011-03-11	2011-09-19
2 MCDONALDS CORP COM		2010-02-16	2011-09-19
4 MEAD JOHNSON NUTRITION CO COM		2010-07-02	2011-09-19
12 OGE ENERGY CORP COM		2010-04-27	2011-09-19
2 POLYPORE INTL INC COM		2011-06-14	2011-09-19
6 PRUDENTIAL FINANCIAL INC COM		2011-01-03	2011-09-19

Form 990PF Part IV - Capital Gains and Losses for Tax on Investment Income - Columns a - d

(a) List and describe the kind(s) of property sold (e g , real estate, 2-story brick warehouse, or common stock, 200 shs MLC Co)	(b) How acquired P—Purchase D—Donation	(c) Date acquired (mo , day, yr)	(d) Date sold (mo , day, yr)
77 SARA LEE CORP			2011-09-19
3 STARBUCKS CORP COM		2010-10-05	2011-09-19
2 ALEXION PHARMACEUTICALS INC COM		2011-05-13	2011-09-23
2 ALLERGAN INC COM		2010-08-12	2011-09-23
1 ANNALY CAPITAL MGMT INC COM		2011-08-08	2011-09-23
30 ARCH COAL INC COM			2011-09-23
1 CAPITAL ONE FINANCIAL CORP COM		2011-06-02	2011-09-23
71 DOW CHEM CO COM			2011-09-23
5 EXPRESS SCRIPTS INC COM		2011-05-13	2011-09-23
35 FREEPORT-MCMORAN COPPER & GOLD CL B (SPECIAL CONDITION RIGHTS ATT			2011-09-23
2 OIL STS INTL INC COM		2011-06-02	2011-09-23
2 QUALCOMM INC COM		2011-01-11	2011-09-23
1 WELLS FARGO & CO (NEW) COM		2011-03-24	2011-09-23
4 ALEXION PHARMACEUTICALS INC COM		2011-05-13	2011-09-29
1 ARM HLDGS PLC SPONSORED ADR		2011-03-24	2011-09-29
24 ILLUMINA INC COM			2011-09-29
11 MEAD JOHNSON NUTRITION CO COM		2010-07-02	2011-09-29
23 NIKE INC CL B COM			2011-09-29
11 NIKE INC CL B COM			2011-09-29
5 PFIZER INC COM		2010-11-05	2011-09-29
1 STARWOOD HOTELS & RESORTS WORLDWIDE INC		2010-11-17	2011-09-29
1 SYMANTEC CORP COM		2011-06-21	2011-09-29
8 TRACTOR SUPPLY CO COM		2010-04-27	2011-09-29
2 ABERCROMBIE & FITCH CO CL A		2011-07-18	2011-10-12
8 AGRIUM INC COM			2011-10-12
8 ALLERGAN INC COM			2011-10-12
7 APPLE INC COM		2009-12-18	2011-10-12
47 ARCH COAL INC COM			2011-10-12
3 BARRICK GOLD CORP COM		2011-06-02	2011-10-12
9 BROADRIDGE FINL SOLUTIONS COM LLC		2011-01-18	2011-10-12

Form 990PF Part IV - Capital Gains and Losses for Tax on Investment Income - Columns a - d

(a) List and describe the kind(s) of property sold (e g , real estate, 2-story brick warehouse, or common stock, 200 shs MLC Co)	(b) How acquired P—Purchase D—Donation	(c) Date acquired (mo , day, yr)	(d) Date sold (mo , day, yr)
4 CAMERON INTL CORP COM		2011-05-13	2011-10-12
7 CELGENE CORP COM		2010-01-26	2011-10-12
5 CHICAGO BRDG & IRON CO N V N Y REGISTRY SH		2010-04-27	2011-10-12
7 CLIFFS NAT RES INC COM		2011-06-02	2011-10-12
3 COLUMBIA SPORTSWEAR CO COM		2010-04-27	2011-10-12
5 FREEPORT-MCMORAN COPPER & GOLD CL B (SPECIAL CONDITION RIGHTS ATTA			2011-10-12
10 LAS VEGAS SANDS CORP COM		2011-03-11	2011-10-12
42 LAUDER ESTEE COS INC CL A			2011-10-12
4 MEAD JOHNSON NUTRITION CO COM		2010-07-02	2011-10-12
3 MEADWESTVACO CORP COM		2010-04-27	2011-10-12
3 OGE ENERGY CORP COM		2010-04-27	2011-10-12
4 OCCIDENTAL PETROLEUM CORP COM		2010-05-04	2011-10-12
4 OIL STS INTL INC COM		2011-06-02	2011-10-12
2 PENTAIR INC COM		2010-04-27	2011-10-12
3 POLARIS INDS INC COM		2010-04-27	2011-10-12
3 PRUDENTIAL FINANCIAL INC COM		2011-01-03	2011-10-12
3 RAYTHEON CO COM NEW		2011-06-02	2011-10-12
30 SMITHFIELD FOODS INC COM		2010-04-27	2011-10-12
3 STARBUCKS CORP COM		2010-10-05	2011-10-12
5 SYMANTEC CORP COM		2011-06-21	2011-10-12
10 TECK RESOURCES LTD CL B		2010-10-19	2011-10-12
3 THOR INDS INC COM		2011-06-14	2011-10-12
4 TRACTOR SUPPLY CO COM		2010-04-27	2011-10-12
7 TRINITY INDS INC COM		2010-04-27	2011-10-12
5 URS CORP NEW COM		2010-04-27	2011-10-12
5 VIACOM INC NEW CL B		2010-04-27	2011-10-12
3 WELLS FARGO & CO (NEW) COM		2011-03-24	2011-10-12
7 CVS CORP COM		2011-06-21	2011-10-18
3 CONAGRA FOODS INC COM		2011-07-18	2011-10-18
3 DISNEY WALT CO COM		2010-07-02	2011-10-18

Form 990PF Part IV - Capital Gains and Losses for Tax on Investment Income - Columns a - d

(a) List and describe the kind(s) of property sold (e g , real estate, 2-story brick warehouse, or common stock, 200 shs MLC Co)	(b) How acquired P—Purchase D—Donation	(c) Date acquired (mo , day, yr)	(d) Date sold (mo , day, yr)
3 DISCOVERY COMMUNICATIONS INC NEW COM SER A		2011-03-24	2011-10-18
3 IDEX CORP COM		2010-04-27	2011-10-18
3 OIL STS INTL INC COM		2011-06-02	2011-10-18
17 RAYTHEON CO COM NEW			2011-10-18
3 STARWOOD HOTELS & RESORTS WORLDWIDE INC		2010-11-17	2011-10-18
8 AGRIUM INC COM			2011-10-24
2 ALEXION PHARMACEUTICALS INC COM		2011-05-13	2011-10-24
2 ALLERGAN INC COM		2010-09-10	2011-10-24
6 BLACKROCK INC COM			2011-10-24
21 CAPITAL ONE FINANCIAL CORP COM			2011-10-24
9 COCA COLA CO COM		2010-08-12	2011-10-24
3 CONAGRA FOODS INC COM		2011-07-18	2011-10-24
2 DISNEY WALT CO COM		2010-07-02	2011-10-24
2 GENERAL DYNAMICS CORP COM		2010-08-04	2011-10-24
24 GENERAL MILLS INC COM			2011-10-24
2 JP MORGAN CHASE & CO COM		2011-02-15	2011-10-24
3 MARATHON OIL CORP COM		2011-08-02	2011-10-24
2 METLIFE INC COM		2010-08-20	2011-10-24
2 OCCIDENTAL PETROLEUM CORP COM		2010-05-04	2011-10-24
2 PRUDENTIAL FINANCIAL INC COM		2011-01-03	2011-10-24
37 TRACTOR SUPPLY CO COM		2010-04-27	2011-10-24
3 BARRICK GOLD CORP COM		2011-06-02	2011-10-28
3 CAPITAL ONE FINANCIAL CORP COM		2011-09-06	2011-10-28
1 CATERPILLAR INC		2010-11-17	2011-10-28
2 CITRIX SYSTEMS INC COM		2011-05-13	2011-10-28
1 EXPRESS SCRIPTS INC COM		2011-05-13	2011-10-28
3 FREEPORT-MCMORAN COPPER & GOLD CL B (SPECIAL CONDITION RIGHTS ATTA		2011-05-13	2011-10-28
3 LAS VEGAS SANDS CORP COM		2011-03-11	2011-10-28
1 LULULEMON ATHLETICA INC COM		2011-06-14	2011-10-28
2 MCKESSON CORP COM		2010-04-27	2011-10-28

Form 990PF Part IV - Capital Gains and Losses for Tax on Investment Income - Columns a - d

(a) List and describe the kind(s) of property sold (e g , real estate, 2-story brick warehouse, or common stock, 200 shs MLC Co)	(b) How acquired P—Purchase D—Donation	(c) Date acquired (mo , day, yr)	(d) Date sold (mo , day, yr)
2 METLIFE INC COM		2010-08-20	2011-10-28
2 OCCIDENTAL PETROLEUM CORP COM		2010-05-04	2011-10-28
2 OIL STS INTL INC COM		2011-06-02	2011-10-28
24 POLARIS INDS INC COM		2010-04-27	2011-10-28
2 PRUDENTIAL FINANCIAL INC COM		2011-01-03	2011-10-28
2 TECK RESOURCES LTD CL B		2011-01-11	2011-10-28
1 TECK RESOURCES LTD CL B		2010-10-19	2011-10-28
22 TIMKEN CO COM		2010-04-27	2011-10-28
23 TRINITY INDS INC COM		2010-04-27	2011-10-28
1 UNION PACIFIC CORP COM		2011-05-13	2011-10-28
7017 15 AI INTERMEDIATE BOND FUND		2011-06-20	2011-10-31
7 AGCO CORP DEL COM		2010-04-27	2011-11-03
6 ACME PACKET INC COM		2011-08-18	2011-11-03
2 ALLERGAN INC COM		2010-09-10	2011-11-03
3 AMAZON COM INC COM		2011-03-24	2011-11-03
4 CBRE GROUP INC CL A		2011-05-13	2011-11-03
27 CMS ENERGY CORP COM		2011-05-13	2011-11-03
12 CHICAGO BRDG & IRON CO N V N Y REGISTRY SH		2010-04-27	2011-11-03
3 CHILDRENS PL RETAIL STORES INC COM		2011-08-02	2011-11-03
43 CLIFFS NAT RES INC COM			2011-11-03
21 CONAGRA FOODS INC COM		2011-07-18	2011-11-03
38 FIRSTENERGY CORP COM			2011-11-03
48 FREEPORT-MCMORAN COPPER & GOLD CL B (SPECIAL CONDITION RIGHTS ATT			2011-11-03
61 HARRIS CORP DEL COM			2011-11-03
2 MEAD JOHNSON NUTRITION CO COM			2011-11-03
11 NESTLE SA-SPONS ADR FOR REG			2011-11-03
3 PEPSICO INC COM		2011-09-06	2011-11-03
6 PERRIGO COMPANY COM		2011-05-13	2011-11-03
29 PFIZER INC COM		2010-11-05	2011-11-03
1 POLYPORE INTL INC COM		2011-06-14	2011-11-03

Form 990PF Part IV - Capital Gains and Losses for Tax on Investment Income - Columns a - d

(a) List and describe the kind(s) of property sold (e g , real estate, 2-story brick warehouse, or common stock, 200 shs MLC Co)	(b) How acquired P—Purchase D—Donation	(c) Date acquired (mo , day, yr)	(d) Date sold (mo , day, yr)
3 AGCO CORP DEL COM		2010-04-27	2011-11-09
16 AMGEN INC			2011-11-09
50 ANNALY CAPITAL MGMT INC COM			2011-11-09
4 ARM HLDGS PLC SPONSORED ADR		2011-03-24	2011-11-09
15 CMS ENERGY CORP COM		2011-05-13	2011-11-09
3 CHICAGO BRDG & IRON CO N V N Y REGISTRY SH		2010-04-27	2011-11-09
1 COGNIZANT TECH SOLUTIONS CRP COM		2011-05-13	2011-11-09
1 COGNIZANT TECH SOLUTIONS CRP COM		2010-04-27	2011-11-09
5 CONOCOPHILLIPS COM		2011-06-02	2011-11-09
3 EXPEDITORS INTL WASH INC COM		2011-05-13	2011-11-09
5 NESTLE SA-SPONS ADR FOR REG		2010-07-22	2011-11-09
3 OCCIDENTAL PETROLEUM CORP COM		2010-05-04	2011-11-09
2 OIL STS INTL INC COM		2011-06-02	2011-11-09
1 PARKER HANNIFIN CORP COM		2011-04-05	2011-11-09
1 PFIZER INC COM		2010-11-05	2011-11-09
2 QUALCOMM INC COM		2011-01-11	2011-11-09
3 REYNOLDS AMERN INC COM		2011-08-30	2011-11-09
3 STARBUCKS CORP COM		2010-10-05	2011-11-09
6 VERIZON COMMUNICATIONS COM		2011-06-02	2011-11-09
3 AGCO CORP DEL COM		2010-04-27	2011-11-16
4 ARM HLDGS PLC SPONSORED ADR		2011-03-24	2011-11-16
2 BARRICK GOLD CORP COM		2011-06-02	2011-11-16
3 CENTENE CORP DEL COM		2010-11-01	2011-11-16
16 CHEVRONTEXACO CORP COM			2011-11-16
3 CHICAGO BRDG & IRON CO N V N Y REGISTRY SH		2010-04-27	2011-11-16
2 CITRIX SYSTEMS INC COM		2011-05-13	2011-11-16
2 CONOCOPHILLIPS COM		2011-06-02	2011-11-16
3 DISNEY WALT CO COM		2010-07-02	2011-11-16
3 EXPEDIA INC DEL COM		2011-06-02	2011-11-16
3 EXPEDITORS INTL WASH INC COM		2011-05-13	2011-11-16

Form 990PF Part IV - Capital Gains and Losses for Tax on Investment Income - Columns a - d

(a) List and describe the kind(s) of property sold (e g , real estate, 2-story brick warehouse, or common stock, 200 shs MLC Co)	(b) How acquired P—Purchase D—Donation	(c) Date acquired (mo , day, yr)	(d) Date sold (mo , day, yr)
7 LAS VEGAS SANDS CORP COM		2011-03-11	2011-11-16
2 MEAD JOHNSON NUTRITION CO COM		2010-07-22	2011-11-16
3 PEPSICO INC COM		2011-09-06	2011-11-16
2 PERRIGO COMPANY COM		2011-05-13	2011-11-16
2 POLARIS INDS INC COM		2010-04-27	2011-11-16
3 POLYPORE INTL INC COM		2011-06-14	2011-11-16
34 SMITHFIELD FOODS INC COM		2010-04-27	2011-11-16
6 SYMANTEC CORP COM		2011-06-21	2011-11-16
3 TIMKEN CO COM		2010-04-27	2011-11-16
4 URS CORP NEW COM		2010-04-27	2011-11-16
7 VIACOM INC NEW CL B			2011-11-16
4 WISCONSIN ENERGY CORP		2011-08-18	2011-11-16
2 ALEXION PHARMACEUTICALS INC COM		2011-05-13	2011-11-23
1 AUTOZONE INC COM		2011-07-01	2011-11-23
12 CHILDRENS PL RETAIL STORES INC COM		2011-08-02	2011-11-23
2 DIAGEO PLC SPONSORED ADR NEW		2010-04-27	2011-11-23
2 GENERAL DYNAMICS CORP COM		2010-08-04	2011-11-23
3 MEAD JOHNSON NUTRITION CO COM		2010-07-22	2011-11-23
3 PEPSICO INC COM		2011-09-06	2011-11-23
13 ABERCROMBIE & FITCH CO CL A			2011-12-01
2 AFFILIATED MANAGERS GROUP INC COM		2010-04-27	2011-12-01
4 BROADRIDGE FINL SOLUTIONS COM LLC		2011-01-18	2011-12-01
5 CBRE GROUP INC CL A		2011-05-13	2011-12-01
5 CF INDS HLDGS INC COM			2011-12-01
1 CF INDS HLDGS INC COM		2010-12-17	2011-12-01
20 CMS ENERGY CORP COM		2011-05-13	2011-12-01
8 CVS CORP COM		2011-06-21	2011-12-01
3 CAPITAL ONE FINANCIAL CORP COM		2011-10-12	2011-12-01
37 CONAGRA FOODS INC COM			2011-12-01
2 FLOWSERVE CORP COM		2010-04-27	2011-12-01

Form 990PF Part IV - Capital Gains and Losses for Tax on Investment Income - Columns a - d

(a) List and describe the kind(s) of property sold (e g , real estate, 2-story brick warehouse, or common stock, 200 shs MLC Co)	(b) How acquired P—Purchase D—Donation	(c) Date acquired (mo , day, yr)	(d) Date sold (mo , day, yr)
4 JOHNSON & JOHNSON COM		2011-06-21	2011-12-01
7 MATTEL INC COM		2011-06-02	2011-12-01
4 MEADWESTVACO CORP COM		2010-04-27	2011-12-01
3 NORDSON CORP COM		2009-10-22	2011-12-01
2 OGE ENERGY CORP COM		2010-04-27	2011-12-01
2 OIL STS INTL INC COM		2011-06-02	2011-12-01
3 PENTAIR INC COM		2010-04-27	2011-12-01
2 PRUDENTIAL FINANCIAL INC COM		2011-01-03	2011-12-01
4 SMITHFIELD FOODS INC COM		2010-04-27	2011-12-01
3 TRINITY INDS INC COM		2010-04-27	2011-12-01
3 ALPHA NAT RES INC COM		2011-11-09	2011-12-12
5 CMS ENERGY CORP COM		2011-05-13	2011-12-12
3 CVS CORP COM		2011-06-21	2011-12-12
3 CAPITAL ONE FINANCIAL CORP COM		2011-10-12	2011-12-12
5 E M C CORP MASS COM		2011-02-15	2011-12-12
4 MATTEL INC COM		2011-06-02	2011-12-12
3 OIL STS INTL INC COM		2011-06-02	2011-12-12
3 OMNICOM GROUP INC COM		2011-09-06	2011-12-12
4 PFIZER INC COM		2010-11-05	2011-12-12
1 SIMON PPTY GROUP INC NEW COM		2011-06-02	2011-12-12
4 U S BANCORP COM		2011-10-24	2011-12-12
68 CBRE GROUP INC CL A			2011-12-16
2 CHILDRENS PL RETAIL STORES INC COM		2011-08-02	2011-12-16
2 DIAGEO PLC SPONSORED ADR NEW		2010-04-27	2011-12-16
3 DISNEY WALT CO COM		2010-07-02	2011-12-16
2 IMPERIAL TOBACCO GROUP-ADR COM		2010-04-27	2011-12-16
2 JOHNSON & JOHNSON COM		2011-06-21	2011-12-16
1 MACYS INC COM		2011-10-24	2011-12-16
2 MEAD JOHNSON NUTRITION CO COM		2010-08-12	2011-12-16
4 METLIFE INC COM		2010-08-20	2011-12-16

Form 990PF Part IV - Capital Gains and Losses for Tax on Investment Income - Columns a - d

(a) List and describe the kind(s) of property sold (e g , real estate, 2-story brick warehouse, or common stock, 200 shs MLC Co)	(b) How acquired P—Purchase D—Donation	(c) Date acquired (mo , day, yr)	(d) Date sold (mo , day, yr)
2 PEPSICO INC COM		2011-09-06	2011-12-16
29 POTASH CORP OF SASKATCHEWAN COM			2011-12-16
3 STARBUCKS CORP COM		2010-10-05	2011-12-16
1 SYMANTEC CORP COM		2011-06-21	2011-12-16
2 UNITED PARCEL SERVICE CL B COM		2011-02-08	2011-12-16
3 VERIZON COMMUNICATIONS COM		2011-06-02	2011-12-16
2 ACCENTURE PLC CLASS A ORDINARY SHARES		2011-05-13	2011-12-16

Form 990PF Part IV - Capital Gains and Losses for Tax on Investment Income - Columns e - h

(e) Gross sales price	(f) Depreciation allowed (or allowable)	(g) Cost or other basis plus expense of sale	(h) Gain or (loss) (e) plus (f) minus (g)
105		74	31
213		196	17
319		336	-17
121		116	5
1,703		1,980	-277
328		258	70
191		158	33
595		544	51
493		473	20
371		276	95
216		303	-87
420		380	40
92		79	13
691		605	86
40		35	5
368		361	7
148		125	23
496		662	-166
180		156	24
71		67	4
249		174	75
92		78	14
280		246	34
414		375	39
92		81	11
510		463	47
222		166	56
100		96	4
99		69	30
81		78	3

Form 990PF Part IV - Capital Gains and Losses for Tax on Investment Income - Columns e - h

(e) Gross sales price	(f) Depreciation allowed (or allowable)	(g) Cost or other basis plus expense of sale	(h) Gain or (loss) (e) plus (f) minus (g)
279		248	31
40		28	12
4,513		4,855	-342
312		395	-83
244		205	39
1,769		1,690	79
2,086		2,033	53
2,090		1,460	630
904		651	253
157		146	11
144		202	-58
2,037		1,316	721
2,093		2,198	-105
300		378	-78
1,115		959	156
149		133	16
64		61	3
225		197	28
165		140	25
329		189	140
491		444	47
129		105	24
282		206	76
350		246	104
82		71	11
1,642		1,524	118
470		459	11
213		185	28
15		15	
165		143	22

Form 990PF Part IV - Capital Gains and Losses for Tax on Investment Income - Columns e - h

(e) Gross sales price	(f) Depreciation allowed (or allowable)	(g) Cost or other basis plus expense of sale	(h) Gain or (loss) (e) plus (f) minus (g)
93		70	23
213		145	68
148		167	-19
121		116	5
113		91	22
239		204	35
165		165	
379		276	103
216		190	26
186		157	29
348		299	49
180		149	31
79		69	10
123		120	3
84		94	-10
269		233	36
25		27	-2
314		218	96
108		111	-3
609		666	-57
1,692		1,864	-172
138		118	20
228		197	31
74		60	14
143		91	52
252		237	15
295		205	90
227		210	17
343		261	82
111		111	

Form 990PF Part IV - Capital Gains and Losses for Tax on Investment Income - Columns e - h

(e) Gross sales price	(f) Depreciation allowed (or allowable)	(g) Cost or other basis plus expense of sale	(h) Gain or (loss) (e) plus (f) minus (g)
147		123	24
248		243	5
1,125		893	232
62		58	4
99		79	20
273		286	-13
154		97	57
138		103	35
82		78	4
27		22	5
126		156	-30
312		264	48
209		148	61
406		328	78
1,381		367	1,014
73		52	21
332		281	51
248		170	78
74		63	11
219		173	46
113		89	24
77		95	-18
93		84	9
194		142	52
103		65	38
203		182	21
85		71	14
2,210		2,002	208
106		74	32
203		164	39

Form 990PF Part IV - Capital Gains and Losses for Tax on Investment Income - Columns e - h

(e) Gross sales price	(f) Depreciation allowed (or allowable)	(g) Cost or other basis plus expense of sale	(h) Gain or (loss) (e) plus (f) minus (g)
228		214	14
1,757		1,146	611
347		373	-26
131		118	13
1,748		1,373	375
337		285	52
1,011		959	52
63		60	3
4,897		4,071	826
112		92	20
448		348	100
72		57	15
157		123	34
1,191		1,193	-2
359		347	12
126		69	57
149		97	52
143		130	13
1,246		1,221	25
93		64	29
5,370		4,109	1,261
130		109	21
69		42	27
60		44	16
187		157	30
97		84	13
449		425	24
2,376		2,241	135
1,115		877	238
2,076		1,839	237

Form 990PF Part IV - Capital Gains and Losses for Tax on Investment Income - Columns e - h

(e) Gross sales price	(f) Depreciation allowed (or allowable)	(g) Cost or other basis plus expense of sale	(h) Gain or (loss) (e) plus (f) minus (g)
107		74	33
1,380		1,333	47
101		72	29
368		240	128
232		204	28
1,021		797	224
681		539	142
1,315		1,095	220
500		352	148
654		475	179
146		123	23
287		250	37
64		61	3
90		77	13
2,196		2,390	-194
226		195	31
101		65	36
103		69	34
90		78	12
46		52	-6
1,228		1,231	-3
104		82	22
162		123	39
1,098		1,076	22
84		72	12
90		119	-29
61		58	3
78		68	10
73		64	9
160		132	28

Form 990PF Part IV - Capital Gains and Losses for Tax on Investment Income - Columns e - h

(e) Gross sales price	(f) Depreciation allowed (or allowable)	(g) Cost or other basis plus expense of sale	(h) Gain or (loss) (e) plus (f) minus (g)
248		262	-14
654		350	304
481		356	125
1,090		980	110
162		103	59
588		522	66
2,149		1,794	355
274		213	61
88		68	20
152		136	16
214		182	32
527		560	-33
248		170	78
147		128	19
151		127	24
365		283	82
321		260	61
90		98	-8
208		230	-22
149		119	30
319		305	14
79		95	-16
183		161	22
115		87	28
91		78	13
102		101	1
179		175	4
98		85	13
98		68	30
148		126	22

Form 990PF Part IV - Capital Gains and Losses for Tax on Investment Income - Columns e - h

(e) Gross sales price	(f) Depreciation allowed (or allowable)	(g) Cost or other basis plus expense of sale	(h) Gain or (loss) (e) plus (f) minus (g)
255		190	65
315		304	11
86		69	17
183		131	52
418		276	142
148		134	14
543		426	117
508		475	33
466		440	26
214		148	66
348		364	-16
210		164	46
92		68	24
284		169	115
115		116	-1
3,259		3,330	-71
425		417	8
1,752		2,047	-295
135		144	-9
250		235	15
727		590	137
463		415	48
1,277		1,225	52
97		98	-1
86		92	-6
85		69	16
3,744		4,074	-330
267		184	83
175		166	9
219		170	49

Form 990PF Part IV - Capital Gains and Losses for Tax on Investment Income - Columns e - h

(e) Gross sales price	(f) Depreciation allowed (or allowable)	(g) Cost or other basis plus expense of sale	(h) Gain or (loss) (e) plus (f) minus (g)
109		58	51
98		81	17
4,893		4,336	557
5,588		4,179	1,409
413		314	99
74		74	
168		123	45
397		348	49
244		243	1
1,584		1,659	-75
239		192	47
2,284		1,457	827
200		130	70
168		103	65
576		441	135
183		208	-25
104		86	18
264		260	4
99		100	-1
341		300	41
4,607		3,326	1,281
79		56	23
77		81	-4
260		184	76
124		128	-4
715		558	157
84		85	-1
1,021		930	91
744		812	-68
81		92	-11

Form 990PF Part IV - Capital Gains and Losses for Tax on Investment Income - Columns e - h

(e) Gross sales price	(f) Depreciation allowed (or allowable)	(g) Cost or other basis plus expense of sale	(h) Gain or (loss) (e) plus (f) minus (g)
781		657	124
493		380	113
6,969		4,770	2,199
134		112	22
73		48	25
330		178	152
66		49	17
149		125	24
323		334	-11
58		35	23
2,079		2,487	-408
302		222	80
1,771		1,564	207
200		120	80
111		118	-7
822		774	48
157		136	21
92		110	-18
108		82	26
79		92	-13
75		59	16
841		716	125
66		60	6
165		127	38
495		438	57
1,422		1,706	-284
244		174	70
157		163	-6
394		294	100
493		274	219

Form 990PF Part IV - Capital Gains and Losses for Tax on Investment Income - Columns e - h

(e) Gross sales price	(f) Depreciation allowed (or allowable)	(g) Cost or other basis plus expense of sale	(h) Gain or (loss) (e) plus (f) minus (g)
650		493	157
164		150	14
189		142	47
53		49	4
496		532	-36
113		74	39
93		78	15
92		93	-1
166		96	70
67		53	14
80		74	6
199		127	72
112		99	13
108		82	26
106		98	8
95		69	26
98		83	15
111		58	53
105		81	24
79		74	5
223		141	82
111		65	46
123		69	54
150		104	46
90		104	-14
351		299	52
218		164	54
143		145	-2
443		416	27
79		65	14

Form 990PF Part IV - Capital Gains and Losses for Tax on Investment Income - Columns e - h

(e) Gross sales price	(f) Depreciation allowed (or allowable)	(g) Cost or other basis plus expense of sale	(h) Gain or (loss) (e) plus (f) minus (g)
603		361	242
82		52	30
174		146	28
85		59	26
2,806		2,012	794
220		197	23
824		885	-61
591		506	85
304		313	-9
183		188	-5
2,410		1,775	635
135		131	4
96		80	16
559		453	106
168		87	81
923		684	239
72		44	28
125		123	2
69		59	10
1,255		736	519
418		240	178
308		320	-12
90		75	15
318		360	-42
361		352	9
169		180	-11
626		445	181
636		538	98
1,001		785	216
526		410	116

Form 990PF Part IV - Capital Gains and Losses for Tax on Investment Income - Columns e - h

(e) Gross sales price	(f) Depreciation allowed (or allowable)	(g) Cost or other basis plus expense of sale	(h) Gain or (loss) (e) plus (f) minus (g)
633		764	-131
396		319	77
685		672	13
667		603	64
665		697	-32
536		516	20
655		672	-17
1,716		722	994
1,389		1,175	214
780		793	-13
390		369	21
195		168	27
158		146	12
633		510	123
663		599	64
69		78	-9
518		534	-16
523		532	-9
949		645	304
294		299	-5
752		565	187
114		96	18
645		622	23
114		105	9
1,377		1,110	267
370		384	-14
41		38	3
206		174	32
649		477	172
959		930	29

Form 990PF Part IV - Capital Gains and Losses for Tax on Investment Income - Columns e - h

(e) Gross sales price	(f) Depreciation allowed (or allowable)	(g) Cost or other basis plus expense of sale	(h) Gain or (loss) (e) plus (f) minus (g)
312		203	109
4,904		3,481	1,423
643		410	233
286		409	-123
572		767	-195
961		1,036	-75
775		508	267
1,709		1,410	299
547		426	121
618		521	97
528		484	44
1,077		1,091	-14
539		478	61
559		533	26
103		84	19
1,693		1,634	59
117		115	2
278		277	1
735		610	125
2,124		2,271	-147
327		261	66
1,509		1,225	284
1,821		1,602	219
1,415		1,277	138
432		396	36
432		350	82
622		588	34
481		360	121
890		623	267
1,680		1,749	-69

Form 990PF Part IV - Capital Gains and Losses for Tax on Investment Income - Columns e - h

(e) Gross sales price	(f) Depreciation allowed (or allowable)	(g) Cost or other basis plus expense of sale	(h) Gain or (loss) (e) plus (f) minus (g)
267		235	32
434		418	16
152		131	21
329		342	-13
1,938		1,593	345
242		182	60
662		541	121
603		670	-67
626		375	251
724		705	19
2,080		1,772	308
834		775	59
624		729	-105
702		679	23
382		327	55
143		128	15
48		40	8
984		1,095	-111
532		438	94
532		617	-85
1,064		1,166	-102
391		390	1
809		901	-92
996		803	193
705		537	168
633		485	148
640		493	147
721		601	120
543		541	2
142		129	13

Form 990PF Part IV - Capital Gains and Losses for Tax on Investment Income - Columns e - h

(e) Gross sales price	(f) Depreciation allowed (or allowable)	(g) Cost or other basis plus expense of sale	(h) Gain or (loss) (e) plus (f) minus (g)
682		650	32
1,193		873	320
668		598	70
1,774		1,808	-34
1,212		1,120	92
399		376	23
266		250	16
200		177	23
388		395	-7
277		259	18
557		465	92
333		284	49
1,035		956	79
1,205		964	241
783		821	-38
103		108	-5
564		598	-34
128		112	16
545		567	-22
560		447	113
1,612		1,278	334
759		600	159
1,560		1,003	557
571		470	101
712		671	41
1,781		1,567	214
3,053		3,056	-3
405		458	-53
431		405	26
924		710	214

Form 990PF Part IV - Capital Gains and Losses for Tax on Investment Income - Columns e - h

(e) Gross sales price	(f) Depreciation allowed (or allowable)	(g) Cost or other basis plus expense of sale	(h) Gain or (loss) (e) plus (f) minus (g)
628		510	118
517		587	-70
202		189	13
1,454		1,382	72
468		262	206
560		446	114
965		842	123
193		152	41
3,543		2,435	1,108
685		674	11
879		970	-91
176		134	42
470		384	86
515		483	32
494		455	39
706		594	112
773		682	91
1,044		859	185
615		368	247
1,707		1,373	334
1,002		958	44
1,077		1,034	43
459		323	136
357		328	29
260		240	20
392		433	-41
763		763	
544		512	32
555		520	35
371		273	98

Form 990PF Part IV - Capital Gains and Losses for Tax on Investment Income - Columns e - h

(e) Gross sales price	(f) Depreciation allowed (or allowable)	(g) Cost or other basis plus expense of sale	(h) Gain or (loss) (e) plus (f) minus (g)
485		477	8
1,624		1,183	441
257		269	-12
412		438	-26
329		246	83
587		571	16
501		533	-32
497		488	9
185		163	22
617		543	74
767		654	113
691		421	270
686		377	309
650		519	131
575		614	-39
626		727	-101
1,113		1,117	-4
519		470	49
1,157		959	198
1,307		922	385
380		327	53
762		801	-39
945		866	79
1,288		1,504	-216
1,245		1,191	54
527		564	-37
503		386	117
224		149	75
517		584	-67
767		487	280

Form 990PF Part IV - Capital Gains and Losses for Tax on Investment Income - Columns e - h

(e) Gross sales price	(f) Depreciation allowed (or allowable)	(g) Cost or other basis plus expense of sale	(h) Gain or (loss) (e) plus (f) minus (g)
386		332	54
771		571	200
104		105	-1
102		80	22
4		5	-1
649		486	163
568		454	114
162		160	2
994		1,131	-137
545		606	-61
1,745		2,027	-282
1,074		1,274	-200
95		98	-3
80		60	20
165		157	8
3,224		3,504	-280
1,660		1,289	371
806		697	109
242		241	1
210		199	11
97		98	-1
1,305		1,134	171
1,558		1,282	276
1,342		1,138	204
416		438	-22
606		567	39
616		495	121
1,978		2,359	-381
252		206	46
1,568		1,488	80

Form 990PF Part IV - Capital Gains and Losses for Tax on Investment Income - Columns e - h

(e) Gross sales price	(f) Depreciation allowed (or allowable)	(g) Cost or other basis plus expense of sale	(h) Gain or (loss) (e) plus (f) minus (g)
201		141	60
2,204		2,596	-392
1,999		2,238	-239
94		82	12
18		18	
112		116	-4
75		78	-3
73		52	21
118		116	2
53		42	11
83		68	15
146		164	-18
128		111	17
24		24	
135		119	16
68		57	11
147		122	25
103		85	18
149		149	
21		17	4
203		123	80
113		110	3
144		97	47
119		69	50
51		63	-12
98		82	16
2,110		2,081	29
98		80	18
136		90	46
117		134	-17

Form 990PF Part IV - Capital Gains and Losses for Tax on Investment Income - Columns e - h

(e) Gross sales price	(f) Depreciation allowed (or allowable)	(g) Cost or other basis plus expense of sale	(h) Gain or (loss) (e) plus (f) minus (g)
87		69	18
84		90	-6
112		88	24
240		320	-80
66		57	9
154		87	67
97		81	16
913		991	-78
359		422	-63
95		65	30
141		111	30
100		82	18
1,146		1,261	-115
207		208	-1
94		99	-5
1,315		1,042	273
136		96	40
660		563	97
187		174	13
104		89	15
132		104	28
193		166	27
706		699	7
65		57	8
103		58	45
149		122	27
194		186	8
215		123	92
164		141	23
656		457	199

Form 990PF Part IV - Capital Gains and Losses for Tax on Investment Income - Columns e - h

(e) Gross sales price	(f) Depreciation allowed (or allowable)	(g) Cost or other basis plus expense of sale	(h) Gain or (loss) (e) plus (f) minus (g)
328		313	15
668		549	119
156		135	21
145		97	48
256		137	119
164		130	34
128		156	-28
1,254		1,345	-91
25,000		24,928	72
174		176	-2
2,375		2,843	-468
79		59	20
119		119	
64		57	7
46		35	11
50		37	13
207		167	40
29		26	3
89		92	-3
24		23	1
100		99	1
71		45	26
40		24	16
197		181	16
83		80	3
72		74	-2
212		219	-7
191		161	30
37		30	7
46		35	11

Form 990PF Part IV - Capital Gains and Losses for Tax on Investment Income - Columns e - h

(e) Gross sales price	(f) Depreciation allowed (or allowable)	(g) Cost or other basis plus expense of sale	(h) Gain or (loss) (e) plus (f) minus (g)
42		29	13
67		55	12
104		98	6
51		41	10
313		256	57
323		307	16
129		122	7
45		39	6
208		144	64
52		32	20
36		26	10
104		107	-3
45		52	-7
52		35	17
43		42	1
155		151	4
327		329	-2
368		161	207
196		185	11
360		396	-36
151		101	50
75		84	-9
195		176	19
72		52	20
185		128	57
26		19	7
370		378	-8
110		109	1
522		516	6
1,261		1,282	-21

Form 990PF Part IV - Capital Gains and Losses for Tax on Investment Income - Columns e - h

(e) Gross sales price	(f) Depreciation allowed (or allowable)	(g) Cost or other basis plus expense of sale	(h) Gain or (loss) (e) plus (f) minus (g)
69		60	9
354		358	-4
264		239	25
205		131	74
105		98	7
105		85	20
87		69	18
102		65	37
265		317	-52
116		101	15
41		36	5
114		120	-6
111		118	-7
114		111	3
406		358	48
375		335	40
86		77	9
566		619	-53
81		80	1
40,421		40,347	74
8,458		8,443	15
4,168		4,282	-114
796		715	81
4,500		4,133	367
54		50	4
85		72	13
2,280		2,630	-350
194		200	-6
244		260	-16
1,039		708	331

Form 990PF Part IV - Capital Gains and Losses for Tax on Investment Income - Columns e - h

(e) Gross sales price	(f) Depreciation allowed (or allowable)	(g) Cost or other basis plus expense of sale	(h) Gain or (loss) (e) plus (f) minus (g)
468		443	25
173		161	12
77		98	-21
119		153	-34
602		1,041	-439
157		133	24
493		326	167
280		261	19
175		163	12
215		245	-30
286		304	-18
156		105	51
133		149	-16
94		71	23
151		178	-27
147		122	25
270		296	-26
1,380		1,633	-253
226		204	22
143		195	-52
2,020		2,081	-61
1,318		1,627	-309
123		240	-117
901		1,152	-251
628		797	-169
382		582	-200
127		149	-22
128		106	22
150		199	-49
378		194	184

Form 990PF Part IV - Capital Gains and Losses for Tax on Investment Income - Columns e - h

(e) Gross sales price	(f) Depreciation allowed (or allowable)	(g) Cost or other basis plus expense of sale	(h) Gain or (loss) (e) plus (f) minus (g)
51		52	-1
33		38	-5
45		53	-8
90		81	9
54		58	-4
122		138	-16
154		176	-22
89		107	-18
91		109	-18
877		883	-6
1,626		1,660	-34
622		804	-182
36		37	-1
22		40	-18
437		398	39
100		80	20
45		63	-18
27		29	-2
140		119	21
57		58	-1
335		384	-49
262		262	
109		103	6
41		49	-8
729		712	17
17		19	-2
131		97	34
24		31	-7
259		260	-1
233		246	-13

Form 990PF Part IV - Capital Gains and Losses for Tax on Investment Income - Columns e - h

(e) Gross sales price	(f) Depreciation allowed (or allowable)	(g) Cost or other basis plus expense of sale	(h) Gain or (loss) (e) plus (f) minus (g)
507		775	-268
1,673		1,753	-80
259		301	-42
115		90	25
283		217	66
110		103	7
145		174	-29
257		353	-96
1,153		1,089	64
205		208	-3
245		317	-72
758		1,193	-435
182		194	-12
1,732		1,743	-11
2,647		2,942	-295
83		58	25
1,395		1,631	-236
233		203	30
217		260	-43
291		184	107
48		52	-4
76		69	7
240		231	9
277		259	18
222		137	85
113		130	-17
129		208	-79
154		122	32
299		296	3
195		185	10

Form 990PF Part IV - Capital Gains and Losses for Tax on Investment Income - Columns e - h

(e) Gross sales price	(f) Depreciation allowed (or allowable)	(g) Cost or other basis plus expense of sale	(h) Gain or (loss) (e) plus (f) minus (g)
173		101	72
97		77	20
69		56	13
82		84	-2
67		60	7
141		184	-43
63		47	16
170		163	7
109		103	6
902		552	350
701		654	47
70		74	-4
172		151	21
55		55	
752		477	275
244		264	-20
1,061		1,598	-537
109		61	48
109		96	13
835		923	-88
266		231	35
123		107	16
111		169	-58
235		204	31
159		172	-13
77		110	-33
211		270	-59
131		164	-33
134		120	14
136		119	17

Form 990PF Part IV - Capital Gains and Losses for Tax on Investment Income - Columns e - h

(e) Gross sales price	(f) Depreciation allowed (or allowable)	(g) Cost or other basis plus expense of sale	(h) Gain or (loss) (e) plus (f) minus (g)
189		161	28
106		91	15
346		250	96
407		428	-21
179		230	-51
1,913		2,435	-522
137		182	-45
225		158	67
122		130	-8
2,028		2,525	-497
129		149	-20
135		106	29
1,992		2,549	-557
1,563		2,206	-643
10,000		9,995	5
98		83	15
576		439	137
121		116	5
137		138	-1
109		147	-38
88		108	-20
59		72	-13
741		970	-229
622		602	20
144		119	25
176		128	48
301		204	97
587		486	101
134		120	14
291		365	-74

Form 990PF Part IV - Capital Gains and Losses for Tax on Investment Income - Columns e - h

(e) Gross sales price	(f) Depreciation allowed (or allowable)	(g) Cost or other basis plus expense of sale	(h) Gain or (loss) (e) plus (f) minus (g)
1,314		1,477	-163
119		79	40
131		101	30
165		127	38
17		17	
459		792	-333
41		53	-12
1,681		2,557	-876
194		300	-106
1,141		1,906	-765
104		154	-50
100		104	-4
24		31	-7
257		201	56
27		26	1
987		1,681	-694
794		561	233
2,017		1,867	150
965		895	70
90		86	4
41		55	-14
17		19	-2
524		274	250
141		147	-6
595		759	-164
674		509	165
2,844		1,356	1,488
796		1,225	-429
144		138	6
193		208	-15

Form 990PF Part IV - Capital Gains and Losses for Tax on Investment Income - Columns e - h

(e) Gross sales price	(f) Depreciation allowed (or allowable)	(g) Cost or other basis plus expense of sale	(h) Gain or (loss) (e) plus (f) minus (g)
193		199	-6
461		407	54
167		120	47
450		616	-166
146		174	-28
184		248	-64
453		398	55
4,042		3,703	339
290		204	86
81		83	-2
147		122	25
331		346	-15
244		307	-63
72		74	-2
174		92	82
153		182	-29
127		147	-20
656		577	79
125		79	46
88		96	-8
362		434	-72
79		88	-9
264		137	127
180		182	-2
171		260	-89
218		177	41
81		94	-13
246		266	-20
77		79	-2
101		93	8

Form 990PF Part IV - Capital Gains and Losses for Tax on Investment Income - Columns e - h

(e) Gross sales price	(f) Depreciation allowed (or allowable)	(g) Cost or other basis plus expense of sale	(h) Gain or (loss) (e) plus (f) minus (g)
123		120	3
107		104	3
193		230	-37
726		795	-69
140		165	-25
629		721	-92
139		101	38
176		131	45
937		1,169	-232
950		1,088	-138
610		502	108
76		79	-3
71		62	9
130		127	3
939		889	50
68		94	-26
78		88	-10
68		75	-7
174		173	1
108		122	-14
2,728		1,267	1,461
151		138	13
140		125	15
97		81	16
148		169	-21
46		60	-14
128		146	-18
146		119	27
57		46	11
168		133	35

Form 990PF Part IV - Capital Gains and Losses for Tax on Investment Income - Columns e - h

(e) Gross sales price	(f) Depreciation allowed (or allowable)	(g) Cost or other basis plus expense of sale	(h) Gain or (loss) (e) plus (f) minus (g)
73		75	-2
194		173	21
146		154	-8
1,501		736	765
114		122	-8
83		128	-45
41		43	-2
952		713	239
650		597	53
102		101	1
77,189		76,557	632
315		260	55
230		248	-18
169		131	38
647		512	135
70		105	-35
559		547	12
451		289	162
142		138	4
3,041		3,650	-609
532		550	-18
1,737		1,548	189
1,924		2,381	-457
2,308		2,815	-507
141		105	36
635		533	102
187		187	
538		525	13
572		498	74
58		60	-2

Form 990PF Part IV - Capital Gains and Losses for Tax on Investment Income - Columns e - h

(e) Gross sales price	(f) Depreciation allowed (or allowable)	(g) Cost or other basis plus expense of sale	(h) Gain or (loss) (e) plus (f) minus (g)
137		111	26
928		877	51
819		856	-37
118		104	14
310		304	6
111		72	39
69		77	-8
69		52	17
356		361	-5
133		160	-27
280		257	23
295		259	36
145		154	-9
81		97	-16
20		17	3
112		104	8
114		112	2
131		79	52
223		218	5
142		111	31
121		104	17
104		92	12
109		68	41
1,650		1,212	438
120		72	48
155		169	-14
143		144	-1
109		93	16
86		84	2
135		160	-25

Form 990PF Part IV - Capital Gains and Losses for Tax on Investment Income - Columns e - h

(e) Gross sales price	(f) Depreciation allowed (or allowable)	(g) Cost or other basis plus expense of sale	(h) Gain or (loss) (e) plus (f) minus (g)
335		279	56
143		107	36
197		187	10
187		175	12
127		61	66
172		180	-8
798		654	144
102		115	-13
132		97	35
150		208	-58
318		238	80
132		122	10
130		101	29
319		296	23
638		551	87
159		136	23
122		127	-5
212		161	51
187		187	
620		927	-307
186		164	22
90		93	-3
83		131	-48
733		733	
147		125	22
420		405	15
307		304	3
133		132	1
931		935	-4
204		235	-31

Form 990PF Part IV - Capital Gains and Losses for Tax on Investment Income - Columns e - h

(e) Gross sales price	(f) Depreciation allowed (or allowable)	(g) Cost or other basis plus expense of sale	(h) Gain or (loss) (e) plus (f) minus (g)
258		267	-9
201		183	18
118		111	7
140		87	53
106		81	25
150		154	-4
113		111	2
99		122	-23
98		77	21
86		78	8
63		81	-18
102		101	1
114		114	
135		132	3
115		135	-20
114		105	9
219		230	-11
130		115	15
81		69	12
121		115	6
104		102	2
1,031		1,664	-633
113		92	21
167		136	31
106		93	13
145		120	25
127		133	-6
31		31	
145		103	42
120		149	-29

Form 990PF Part IV - Capital Gains and Losses for Tax on Investment Income - Columns e - h

(e) Gross sales price	(f) Depreciation allowed (or allowable)	(g) Cost or other basis plus expense of sale	(h) Gain or (loss) (e) plus (f) minus (g)
129		124	5
1,121		1,522	-401
131		79	52
15		19	-4
143		149	-6
115		109	6
107		113	-6

Form 990PF Part IV - Capital Gains and Losses for Tax on Investment Income - Columns i - l

Complete only for assets showing gain in column (h) and owned by the foundation on 12/31/69			(l) Gains (Col (h) gain minus col (k), but not less than -0-) or Losses (from col (h))
(i) F M V as of 12/31/69	(j) Adjusted basis as of 12/31/69	(k) Excess of col (i) over col (j), if any	
			31
			17
			-17
			5
			-277
			70
			33
			51
			20
			95
			-87
			40
			13
			86
			5
			7
			23
			-166
			24
			4
			75
			14
			34
			39
			11
			47
			56
			4
			30
			3

Form 990PF Part IV - Capital Gains and Losses for Tax on Investment Income - Columns i - l

Complete only for assets showing gain in column (h) and owned by the foundation on 12/31/69			(l) Gains (Col (h) gain minus col (k), but not less than -0-) or Losses (from col (h))
(i) F M V as of 12/31/69	(j) Adjusted basis as of 12/31/69	(k) Excess of col (i) over col (j), if any	
			31
			12
			-342
			-83
			39
			79
			53
			630
			253
			11
			-58
			721
			-105
			-78
			156
			16
			3
			28
			25
			140
			47
			24
			76
			104
			11
			118
			11
			28
			22

Form 990PF Part IV - Capital Gains and Losses for Tax on Investment Income - Columns i - l

Complete only for assets showing gain in column (h) and owned by the foundation on 12/31/69			(l) Gains (Col (h) gain minus col (k), but not less than -0-) or Losses (from col (h))
(i) F M V as of 12/31/69	(j) Adjusted basis as of 12/31/69	(k) Excess of col (i) over col (j), if any	
			23
			68
			-19
			5
			22
			35
			103
			26
			29
			49
			31
			10
			3
			-10
			36
			-2
			96
			-3
			-57
			-172
			20
			31
			14
			52
			15
			90
			17
			82

Form 990PF Part IV - Capital Gains and Losses for Tax on Investment Income - Columns i - l

Complete only for assets showing gain in column (h) and owned by the foundation on 12/31/69			(l) Gains (Col (h) gain minus col (k), but not less than -0-) or Losses (from col (h))
(i) F M V as of 12/31/69	(j) Adjusted basis as of 12/31/69	(k) Excess of col (i) over col (j), if any	
			24
			5
			232
			4
			20
			-13
			57
			35
			4
			5
			-30
			48
			61
			78
			1,014
			21
			51
			78
			11
			46
			24
			-18
			9
			52
			38
			21
			14
			208
			32
			39

Form 990PF Part IV - Capital Gains and Losses for Tax on Investment Income - Columns i - l

Complete only for assets showing gain in column (h) and owned by the foundation on 12/31/69			(l) Gains (Col (h) gain minus col (k), but not less than -0-) or Losses (from col (h))
(i) F M V as of 12/31/69	(j) Adjusted basis as of 12/31/69	(k) Excess of col (i) over col (j), if any	
			14
			611
			-26
			13
			375
			52
			52
			3
			826
			20
			100
			15
			34
			-2
			12
			57
			52
			13
			25
			29
			1,261
			21
			27
			16
			30
			13
			24
			135
			238
			237

Form 990PF Part IV - Capital Gains and Losses for Tax on Investment Income - Columns i - l

Complete only for assets showing gain in column (h) and owned by the foundation on 12/31/69			(l) Gains (Col (h) gain minus col (k), but not less than -0-) or Losses (from col (h))
(i) F M V as of 12/31/69	(j) Adjusted basis as of 12/31/69	(k) Excess of col (i) over col (j), if any	
			33
			47
			29
			128
			28
			224
			142
			220
			148
			179
			23
			37
			3
			13
			-194
			31
			36
			34
			12
			-6
			-3
			22
			39
			22
			12
			-29
			3
			10
			9
			28

Form 990PF Part IV - Capital Gains and Losses for Tax on Investment Income - Columns i - l

Complete only for assets showing gain in column (h) and owned by the foundation on 12/31/69			(l) Gains (Col (h) gain minus col (k), but not less than -0-) or Losses (from col (h))
(i) F M V as of 12/31/69	(j) Adjusted basis as of 12/31/69	(k) Excess of col (i) over col (j), if any	
			-14
			304
			125
			110
			59
			66
			355
			61
			20
			16
			32
			-33
			78
			19
			24
			82
			61
			-8
			-22
			30
			14
			-16
			22
			28
			13
			1
			4
			13
			30
			22

Form 990PF Part IV - Capital Gains and Losses for Tax on Investment Income - Columns i - l

Complete only for assets showing gain in column (h) and owned by the foundation on 12/31/69			(l) Gains (Col (h) gain minus col (k), but not less than -0-) or Losses (from col (h))
(i) F M V as of 12/31/69	(j) Adjusted basis as of 12/31/69	(k) Excess of col (i) over col (j), if any	
			65
			11
			17
			52
			142
			14
			117
			33
			26
			66
			-16
			46
			24
			115
			-1
			-71
			8
			-295
			-9
			15
			137
			48
			52
			-1
			-6
			16
			-330
			83
			9
			49

Form 990PF Part IV - Capital Gains and Losses for Tax on Investment Income - Columns i - l

Complete only for assets showing gain in column (h) and owned by the foundation on 12/31/69			(l) Gains (Col (h) gain minus col (k), but not less than -0-) or Losses (from col (h))
(i) F M V as of 12/31/69	(j) Adjusted basis as of 12/31/69	(k) Excess of col (i) over col (j), if any	
			51
			17
			557
			1,409
			99
			45
			49
			1
			-75
			47
			827
			70
			65
			135
			-25
			18
			4
			-1
			41
			1,281
			23
			-4
			76
			-4
			157
			-1
			91
			-68
			-11

Form 990PF Part IV - Capital Gains and Losses for Tax on Investment Income - Columns i - l

Complete only for assets showing gain in column (h) and owned by the foundation on 12/31/69			(l) Gains (Col (h) gain minus col (k), but not less than -0-) or Losses (from col (h))
(i) F M V as of 12/31/69	(j) Adjusted basis as of 12/31/69	(k) Excess of col (i) over col (j), if any	
			124
			113
			2,199
			22
			25
			152
			17
			24
			-11
			23
			-408
			80
			207
			80
			-7
			48
			21
			-18
			26
			-13
			16
			125
			6
			38
			57
			-284
			70
			-6
			100
			219

Form 990PF Part IV - Capital Gains and Losses for Tax on Investment Income - Columns i - l

Complete only for assets showing gain in column (h) and owned by the foundation on 12/31/69			(l) Gains (Col (h) gain minus col (k), but not less than -0-) or Losses (from col (h))
(i) F M V as of 12/31/69	(j) Adjusted basis as of 12/31/69	(k) Excess of col (i) over col (j), if any	
			157
			14
			47
			4
			-36
			39
			15
			-1
			70
			14
			6
			72
			13
			26
			8
			26
			15
			53
			24
			5
			82
			46
			54
			46
			-14
			52
			54
			-2
			27
			14

Form 990PF Part IV - Capital Gains and Losses for Tax on Investment Income - Columns i - l

Complete only for assets showing gain in column (h) and owned by the foundation on 12/31/69			(l) Gains (Col (h) gain minus col (k), but not less than -0-) or Losses (from col (h))
(i) F M V as of 12/31/69	(j) Adjusted basis as of 12/31/69	(k) Excess of col (i) over col (j), if any	
			242
			30
			28
			26
			794
			23
			-61
			85
			-9
			-5
			635
			4
			16
			106
			81
			239
			28
			2
			10
			519
			178
			-12
			15
			-42
			9
			-11
			181
			98
			216
			116

Form 990PF Part IV - Capital Gains and Losses for Tax on Investment Income - Columns i - l

Complete only for assets showing gain in column (h) and owned by the foundation on 12/31/69			(l) Gains (Col (h) gain minus col (k), but not less than -0-) or Losses (from col (h))
(i) F M V as of 12/31/69	(j) Adjusted basis as of 12/31/69	(k) Excess of col (i) over col (j), if any	
			-131
			77
			13
			64
			-32
			20
			-17
			994
			214
			-13
			21
			27
			12
			123
			64
			-9
			-16
			-9
			304
			-5
			187
			18
			23
			9
			267
			-14
			3
			32
			172
			29

Form 990PF Part IV - Capital Gains and Losses for Tax on Investment Income - Columns i - l

Complete only for assets showing gain in column (h) and owned by the foundation on 12/31/69			(l) Gains (Col (h) gain minus col (k), but not less than -0-) or Losses (from col (h))
(i) F M V as of 12/31/69	(j) Adjusted basis as of 12/31/69	(k) Excess of col (i) over col (j), if any	
			109
			1,423
			233
			-123
			-195
			-75
			267
			299
			121
			97
			44
			-14
			61
			26
			19
			59
			2
			1
			125
			-147
			66
			284
			219
			138
			36
			82
			34
			121
			267
			-69

Form 990PF Part IV - Capital Gains and Losses for Tax on Investment Income - Columns i - l

Complete only for assets showing gain in column (h) and owned by the foundation on 12/31/69			(l) Gains (Col (h) gain minus col (k), but not less than -0-) or Losses (from col (h))
(i) F M V as of 12/31/69	(j) Adjusted basis as of 12/31/69	(k) Excess of col (i) over col (j), if any	
			32
			16
			21
			-13
			345
			60
			121
			-67
			251
			19
			308
			59
			-105
			23
			55
			15
			8
			-111
			94
			-85
			-102
			1
			-92
			193
			168
			148
			147
			120
			2
			13

Form 990PF Part IV - Capital Gains and Losses for Tax on Investment Income - Columns i - l

Complete only for assets showing gain in column (h) and owned by the foundation on 12/31/69			(l) Gains (Col (h) gain minus col (k), but not less than -0-) or Losses (from col (h))
(i) F M V as of 12/31/69	(j) Adjusted basis as of 12/31/69	(k) Excess of col (i) over col (j), if any	
			32
			320
			70
			-34
			92
			23
			16
			23
			-7
			18
			92
			49
			79
			241
			-38
			-5
			-34
			16
			-22
			113
			334
			159
			557
			101
			41
			214
			-3
			-53
			26
			214

Form 990PF Part IV - Capital Gains and Losses for Tax on Investment Income - Columns i - l

Complete only for assets showing gain in column (h) and owned by the foundation on 12/31/69			(l) Gains (Col (h) gain minus col (k), but not less than -0-) or Losses (from col (h))
(i) F M V as of 12/31/69	(j) Adjusted basis as of 12/31/69	(k) Excess of col (i) over col (j), if any	
			118
			-70
			13
			72
			206
			114
			123
			41
			1,108
			11
			-91
			42
			86
			32
			39
			112
			91
			185
			247
			334
			44
			43
			136
			29
			20
			-41
			32
			35
			98

Form 990PF Part IV - Capital Gains and Losses for Tax on Investment Income - Columns i - l

Complete only for assets showing gain in column (h) and owned by the foundation on 12/31/69			(l) Gains (Col (h) gain minus col (k), but not less than -0-) or Losses (from col (h))
(i) F M V as of 12/31/69	(j) Adjusted basis as of 12/31/69	(k) Excess of col (i) over col (j), if any	
			8
			441
			-12
			-26
			83
			16
			-32
			9
			22
			74
			113
			270
			309
			131
			-39
			-101
			-4
			49
			198
			385
			53
			-39
			79
			-216
			54
			-37
			117
			75
			-67
			280

Form 990PF Part IV - Capital Gains and Losses for Tax on Investment Income - Columns i - l

Complete only for assets showing gain in column (h) and owned by the foundation on 12/31/69			(l) Gains (Col (h) gain minus col (k), but not less than -0-) or Losses (from col (h))
(i) F M V as of 12/31/69	(j) Adjusted basis as of 12/31/69	(k) Excess of col (i) over col (j), if any	
			54
			200
			-1
			22
			-1
			163
			114
			2
			-137
			-61
			-282
			-200
			-3
			20
			8
			-280
			371
			109
			1
			11
			-1
			171
			276
			204
			-22
			39
			121
			-381
			46
			80

Form 990PF Part IV - Capital Gains and Losses for Tax on Investment Income - Columns i - l

Complete only for assets showing gain in column (h) and owned by the foundation on 12/31/69			(l) Gains (Col (h) gain minus col (k), but not less than -0-) or Losses (from col (h))
(i) F M V as of 12/31/69	(j) Adjusted basis as of 12/31/69	(k) Excess of col (i) over col (j), if any	
			60
			-392
			-239
			12
			-4
			-3
			21
			2
			11
			15
			-18
			17
			16
			11
			25
			18
			4
			80
			3
			47
			50
			-12
			16
			29
			18
			46
			-17

Form 990PF Part IV - Capital Gains and Losses for Tax on Investment Income - Columns i - l

Complete only for assets showing gain in column (h) and owned by the foundation on 12/31/69			(l) Gains (Col (h) gain minus col (k), but not less than -0-) or Losses (from col (h))
(i) F M V as of 12/31/69	(j) Adjusted basis as of 12/31/69	(k) Excess of col (i) over col (j), if any	
			18
			-6
			24
			-80
			9
			67
			16
			-78
			-63
			30
			30
			18
			-115
			-1
			-5
			273
			40
			97
			13
			15
			28
			27
			7
			8
			45
			27
			8
			92
			23
			199

Form 990PF Part IV - Capital Gains and Losses for Tax on Investment Income - Columns i - l

Complete only for assets showing gain in column (h) and owned by the foundation on 12/31/69			(l) Gains (Col (h) gain minus col (k), but not less than -0-) or Losses (from col (h))
(i) F M V as of 12/31/69	(j) Adjusted basis as of 12/31/69	(k) Excess of col (i) over col (j), if any	
			15
			119
			21
			48
			119
			34
			-28
			-91
			72
			-2
			-468
			20
			7
			11
			13
			40
			3
			-3
			1
			1
			26
			16
			16
			3
			-2
			-7
			30
			7
			11

Form 990PF Part IV - Capital Gains and Losses for Tax on Investment Income - Columns i - l

Complete only for assets showing gain in column (h) and owned by the foundation on 12/31/69			(l) Gains (Col (h) gain minus col (k), but not less than -0-) or Losses (from col (h))
(i) F M V as of 12/31/69	(j) Adjusted basis as of 12/31/69	(k) Excess of col (i) over col (j), if any	
			13
			12
			6
			10
			57
			16
			7
			6
			64
			20
			10
			-3
			-7
			17
			1
			4
			-2
			207
			11
			-36
			50
			-9
			19
			20
			57
			7
			-8
			1
			6
			-21

Form 990PF Part IV - Capital Gains and Losses for Tax on Investment Income - Columns i - l

Complete only for assets showing gain in column (h) and owned by the foundation on 12/31/69			(l) Gains (Col (h) gain minus col (k), but not less than -0-) or Losses (from col (h))
(i) F M V as of 12/31/69	(j) Adjusted basis as of 12/31/69	(k) Excess of col (i) over col (j), if any	
			9
			-4
			25
			74
			7
			20
			18
			37
			-52
			15
			5
			-6
			-7
			3
			48
			40
			9
			-53
			1
			74
			15
			-114
			81
			367
			4
			13
			-350
			-6
			-16
			331

Form 990PF Part IV - Capital Gains and Losses for Tax on Investment Income - Columns i - l

Complete only for assets showing gain in column (h) and owned by the foundation on 12/31/69			(l) Gains (Col (h) gain minus col (k), but not less than -0-) or Losses (from col (h))
(i) F M V as of 12/31/69	(j) Adjusted basis as of 12/31/69	(k) Excess of col (i) over col (j), if any	
			25
			12
			-21
			-34
			-439
			24
			167
			19
			12
			-30
			-18
			51
			-16
			23
			-27
			25
			-26
			-253
			22
			-52
			-61
			-309
			-117
			-251
			-169
			-200
			-22
			22
			-49
			184

Form 990PF Part IV - Capital Gains and Losses for Tax on Investment Income - Columns i - l

Complete only for assets showing gain in column (h) and owned by the foundation on 12/31/69			(l) Gains (Col (h) gain minus col (k), but not less than -0-) or Losses (from col (h))
(i) F M V as of 12/31/69	(j) Adjusted basis as of 12/31/69	(k) Excess of col (i) over col (j), if any	
			-1
			-5
			-8
			9
			-4
			-16
			-22
			-18
			-18
			-6
			-34
			-182
			-1
			-18
			39
			20
			-18
			-2
			21
			-1
			-49
			6
			-8
			17
			-2
			34
			-7
			-1
			-13

Form 990PF Part IV - Capital Gains and Losses for Tax on Investment Income - Columns i - l

Complete only for assets showing gain in column (h) and owned by the foundation on 12/31/69			(l) Gains (Col (h) gain minus col (k), but not less than -0-) or Losses (from col (h))
(i) F M V as of 12/31/69	(j) Adjusted basis as of 12/31/69	(k) Excess of col (i) over col (j), if any	
			-268
			-80
			-42
			25
			66
			7
			-29
			-96
			64
			-3
			-72
			-435
			-12
			-11
			-295
			25
			-236
			30
			-43
			107
			-4
			7
			9
			18
			85
			-17
			-79
			32
			3
			10

Form 990PF Part IV - Capital Gains and Losses for Tax on Investment Income - Columns i - l

Complete only for assets showing gain in column (h) and owned by the foundation on 12/31/69			(l) Gains (Col (h) gain minus col (k), but not less than -0-) or Losses (from col (h))
(i) F M V as of 12/31/69	(j) Adjusted basis as of 12/31/69	(k) Excess of col (i) over col (j), if any	
			72
			20
			13
			-2
			7
			-43
			16
			7
			6
			350
			47
			-4
			21
			275
			-20
			-537
			48
			13
			-88
			35
			16
			-58
			31
			-13
			-33
			-59
			-33
			14
			17

Form 990PF Part IV - Capital Gains and Losses for Tax on Investment Income - Columns i - l

Complete only for assets showing gain in column (h) and owned by the foundation on 12/31/69			(l) Gains (Col (h) gain minus col (k), but not less than -0-) or Losses (from col (h))
(i) F M V as of 12/31/69	(j) Adjusted basis as of 12/31/69	(k) Excess of col (i) over col (j), if any	
			28
			15
			96
			-21
			-51
			-522
			-45
			67
			-8
			-497
			-20
			29
			-557
			-643
			5
			15
			137
			5
			-1
			-38
			-20
			-13
			-229
			20
			25
			48
			97
			101
			14
			-74

Form 990PF Part IV - Capital Gains and Losses for Tax on Investment Income - Columns i - l

Complete only for assets showing gain in column (h) and owned by the foundation on 12/31/69			(l) Gains (Col (h) gain minus col (k), but not less than -0-) or Losses (from col (h))
(i) F M V as of 12/31/69	(j) Adjusted basis as of 12/31/69	(k) Excess of col (i) over col (j), if any	
			-163
			40
			30
			38
			-333
			-12
			-876
			-106
			-765
			-50
			-4
			-7
			56
			1
			-694
			233
			150
			70
			4
			-14
			-2
			250
			-6
			-164
			165
			1,488
			-429
			6
			-15

Form 990PF Part IV - Capital Gains and Losses for Tax on Investment Income - Columns i - l

Complete only for assets showing gain in column (h) and owned by the foundation on 12/31/69			(l) Gains (Col (h) gain minus col (k), but not less than -0-) or Losses (from col (h))
(i) F M V as of 12/31/69	(j) Adjusted basis as of 12/31/69	(k) Excess of col (i) over col (j), if any	
			-6
			54
			47
			-166
			-28
			-64
			55
			339
			86
			-2
			25
			-15
			-63
			-2
			82
			-29
			-20
			79
			46
			-8
			-72
			-9
			127
			-2
			-89
			41
			-13
			-20
			-2
			8

Form 990PF Part IV - Capital Gains and Losses for Tax on Investment Income - Columns i - l

Complete only for assets showing gain in column (h) and owned by the foundation on 12/31/69			(l) Gains (Col (h) gain minus col (k), but not less than -0-) or Losses (from col (h))
(i) F M V as of 12/31/69	(j) Adjusted basis as of 12/31/69	(k) Excess of col (i) over col (j), if any	
			3
			3
			-37
			-69
			-25
			-92
			38
			45
			-232
			-138
			108
			-3
			9
			3
			50
			-26
			-10
			-7
			1
			-14
			1,461
			13
			15
			16
			-21
			-14
			-18
			27
			11
			35

Form 990PF Part IV - Capital Gains and Losses for Tax on Investment Income - Columns i - l

Complete only for assets showing gain in column (h) and owned by the foundation on 12/31/69			(l) Gains (Col (h) gain minus col (k), but not less than -0-) or Losses (from col (h))
(i) F M V as of 12/31/69	(j) Adjusted basis as of 12/31/69	(k) Excess of col (i) over col (j), if any	
			-2
			21
			-8
			765
			-8
			-45
			-2
			239
			53
			1
			632
			55
			-18
			38
			135
			-35
			12
			162
			4
			-609
			-18
			189
			-457
			-507
			36
			102
			13
			74
			-2

Form 990PF Part IV - Capital Gains and Losses for Tax on Investment Income - Columns i - l

Complete only for assets showing gain in column (h) and owned by the foundation on 12/31/69			(l) Gains (Col (h) gain minus col (k), but not less than -0-) or Losses (from col (h))
(i) F M V as of 12/31/69	(j) Adjusted basis as of 12/31/69	(k) Excess of col (i) over col (j), if any	
			26
			51
			-37
			14
			6
			39
			-8
			17
			-5
			-27
			23
			36
			-9
			-16
			3
			8
			2
			52
			5
			31
			17
			12
			41
			438
			48
			-14
			-1
			16
			2
			-25

Form 990PF Part IV - Capital Gains and Losses for Tax on Investment Income - Columns i - l

Complete only for assets showing gain in column (h) and owned by the foundation on 12/31/69			(l) Gains (Col (h) gain minus col (k), but not less than -0-) or Losses (from col (h))
(i) F M V as of 12/31/69	(j) Adjusted basis as of 12/31/69	(k) Excess of col (i) over col (j), if any	
			56
			36
			10
			12
			66
			-8
			144
			-13
			35
			-58
			80
			10
			29
			23
			87
			23
			-5
			51
			-307
			22
			-3
			-48
			22
			15
			3
			1
			-4
			-31

Form 990PF Part IV - Capital Gains and Losses for Tax on Investment Income - Columns i - l

Complete only for assets showing gain in column (h) and owned by the foundation on 12/31/69			(l) Gains (Col (h) gain minus col (k), but not less than -0-) or Losses (from col (h))
(i) F M V as of 12/31/69	(j) Adjusted basis as of 12/31/69	(k) Excess of col (i) over col (j), if any	
			-9
			18
			7
			53
			25
			-4
			2
			-23
			21
			8
			-18
			1
			3
			-20
			9
			-11
			15
			12
			6
			2
			-633
			21
			31
			13
			25
			-6
			42
			-29

Form 990PF Part IV - Capital Gains and Losses for Tax on Investment Income - Columns i - l

Complete only for assets showing gain in column (h) and owned by the foundation on 12/31/69			(l) Gains (Col (h) gain minus col (k), but not less than -0-) or Losses (from col (h))
(i) F M V as of 12/31/69	(j) Adjusted basis as of 12/31/69	(k) Excess of col (i) over col (j), if any	
			5
			-401
			52
			-4
			-6
			6
			-6

Form 990PF Part XV Line 3 - Grants and Contributions Paid During the Year or Approved for Future Payment

Recipient	If recipient is an individual, show any relationship to any foundation manager or substantial contributor	Foundation status of recipient	Purpose of grant or contribution	Amount
Name and address (home or business)				
a <i>Paid during the year</i>				
POSITIVE DIRECTIONS154 N EMPORIA WICHITA,KS 67202	NONE	PUBLIC	FUNDS FOR 2009 MILK SUPPLY	12,000
FAMILIES TOGETHER INC3033 W 2ND SUITE 106 WICHITA,KS 67203	NONE	PUBLIC	ASSISTANCE FOR FAMILIES IN HOMELESS SHELTERS	5,000
UNION RESCUE MISSION2800 N HILLSIDE WICHITA,KS 67219	NONE	PUBLIC	EMERGENCY SHELTER, NEW BEGINNINGS & OUTREACH	10,000
DRESS FOR SUCCESS1422 N HIGH WICHITA,KS 67203	NONE	PUBLIC	SUPPORT DRESS FOR SUCCESS PROGRAM	5,000
CATHOLIC CHARITIES437 N TOPEKA WICHITA,KS 67202	NONE	PUBLIC	THE HELP CENTER FOOD PANTRY	5,000
INTER FAITH MINISTRIES829 N MARKET WICHITA,KS 67203	NONE	PUBLIC	WOMEN IN CRISIS PROGRAM	5,000
UNITED METHODIST OPEN DOOR 402 E SECOND WICHITA,KS 67202	NONE	PUBLIC	RESOURCE & REFERRAL CENTER	5,000
Total			3a	47,000

TY 2011 Accounting Fees Schedule

Name: THE JESSICA GOOD EVANS CHARITABLE FOUNDATION

EIN: 43-6914311

Category	Amount	Net Investment Income	Adjusted Net Income	Disbursements for Charitable Purposes
AUDIT & ACCOUNTING FEES (ALLOC	960	480		480

TY 2011 Investments Corporate Bonds Schedule

Name: THE JESSICA GOOD EVANS CHARITABLE FOUNDATION

EIN: 43-6914311

Name of Bond	End of Year Book Value	End of Year Fair Market Value
AVALONBAY CMNTYS INC	26,110	28,203
GOLDMAN SACHS HIGH YIELD FD	66,000	64,682
COMPUTER SCIENCES CORP	26,799	24,875
ANHEUSER BUSCH COS	29,100	30,335
JEFFERIES GROUP	24,960	22,125
CITIGROUP INC GLOBAL	30,865	30,453
CLOROX CO SR NT	29,460	32,415
EMERSON ELEC CO NT	31,152	32,518
GE CAP CORP MED TERM	31,745	30,182
GOLDMAN SACHS GROUP	30,924	30,528
LOEWS CORP SR NT	34,316	38,535
PNC CAP TR D CAP SECS PFD 6.12	10,115	10,076
BB&T CAPITAL TRUST V	10,645	10,508
BANK ONE CAP VI PFD	12,563	12,750
PITNEY BOWES INC	28,915	31,899
PRUDENTIAL FINL INC INTERNOTE	26,024	25,732
WACHOVIA CORP NEW SUB	29,955	31,643
CONSOLIDATED EDISON	29,873	35,006
WELLS FARGO CAP VII TRUPS	9,277	10,140

TY 2011 Investments Corporate
Stock Schedule

Name: THE JESSICA GOOD EVANS CHARITABLE FOUNDATION
EIN: 43-6914311

Name of Stock	End of Year Book Value	End of Year Fair Market Value
AI INTERNATIONAL EQUITY FD		
INTEL		
MARATHON OIL	1,685	1,873
RITCHIE BROS AUCTIONEERS		
MARVEL TECHNOLOGY		
TRANSOCEAN INC		
ACTIVISION BLIZZARD		
COVIDIEN PLC		
AGCO CORP	6,508	6,746
GOLDMAN SACHS GROUP		
JOY GLOBAL		
ABBOTT LABS		
TYCO		
ALTRIA GROUP	1,625	1,809
ACME PACKET	1,508	1,236
ALPHA NAT RES	791	613
AI INTERNATIONAL ALPHA STRAT	81,960	74,974
CITRIX SYS	2,553	1,943
ARM HOLDINGS	1,602	1,577
STEINER LEISURE		
AUTOZONE	4,213	4,550
BROADRIDGE FINL SOLUTIONS	6,373	6,337
BMC SOFTWARE	2,046	1,344
APARTMENT INVT & MGMT	30	23
CMS ENERGY	1,066	1,192
IMPERIAL TOB GROUP	2,360	2,800
BARRICK GOLD	4,715	4,570
CHILDRENS PL RETAIL STORES	2,142	2,497
CHIPOTLE MEXICAN GRILL	1,456	1,689
BIOGEN IDEC	1,090	1,321

Name of Stock	End of Year Book Value	End of Year Fair Market Value
BROADCOM CORP	1,348	1,086
CONOCOPHILLIPS	1,069	1,093
DISCOVER FINANCIAL SVCS	1,621	1,584
CHEVRON	2,218	2,660
CAMERON INTL	2,206	2,214
CAPITAL ONE FINL	3,086	2,960
CISCO SYS		
DARLING INTL	5,259	4,665
DISCOVERY COMMUNICATIONS	4,279	4,302
BOEING CO		
FIFTH THIRD BANCORP	1,436	1,526
CSX CORP		
EXPRESS SCRIPTS	1,737	1,341
DOLLAR TREE	1,588	1,745
KIMBERLY CLARK	1,802	1,913
LAS VEGAS SANDS	6,548	6,538
CITIGROUP	46	26
LULULEMON ATHLETICA	1,555	1,446
EXPEDITORS INTL WASH	1,762	1,434
CHARLES SCHWAB		
MATTEL	1,502	1,610
FEDEX		
NEWMONT MINING CO	1,235	1,260
NATIONAL OILWELL VARCO	1,904	1,768
DEVON ENERGY		
OIL STS	4,022	4,277
MACYS INC	974	998
FREEPORT MCMORAN COPPER & GOLD		
PARKER HANNIFIN	1,400	1,220
GOLDMAN SACHS SATELLITE	43,906	56,101

Name of Stock	End of Year Book Value	End of Year Fair Market Value
TRINITY INDS	6,923	8,116
ENTERGY CORP		
PERRIGO CO	2,152	2,335
EXXON MOBIL	929	1,017
POLYPORE INTL	1,610	1,276
SIMON PPTY GROUP	1,467	1,676
XEROX		
SYMANTEC CORP	882	767
FIRSTENERGY CORP		
THOR INDUSTRIES	4,452	4,636
ALEXION PHARMACEUTICALS	1,892	2,503
LENDER PROCESSING		
GE	2,248	2,149
ON SEMICONDUCTOR	669	679
GILEAD SCIENCES		
MARSH & MCLENNAN		
MCCORMICK & CO		
MERCK & CO	1,566	1,810
MICROS SYS		
PRICELINE	2,104	1,871
HEWLETT PACKARD	1,033	953
NEWFIELD EXPL	7,624	5,471
NESTLE S A	865	866
NORDSON	4,009	4,612
IBM		
NORFOLK SOUTHERN		
PEPSICO	3,680	3,915
PFIZER	1,218	1,450
POTASH CORP		
JPMORGAN CHASE	2,223	1,796

Name of Stock	End of Year Book Value	End of Year Fair Market Value
PRAXAIR		
JOHNSON & JOHNSON	1,457	1,443
JOHNSON CTLS		
PROCTOR & GAMBLE		
PROGRESS ENERGY		
PSYCHEMEDICS CORP		
KRAFT FOODS	28	37
LABORATORY CORP		
QUALCOMM	3,875	3,993
LOEWS CORP		
ROBERT HALF INTL		
RAYMOND JAMES FINL		
SCHLUMBERGER LTD	3,289	3,279
SOUTHERN CO		
STAPLES INC		
SYMYX TECHNOLOGIES		
TJX COS		
NEWELL RUBBERMAID	2,777	3,650
TIFFANY & CO		
TIME WARNER	92	127
OCCIDENTAL PETE CORP	7,523	7,683
AFLAC		
US BANCORP	1,429	1,515
ORACLE	1,742	1,385
UNITED STS STL		
UNITEDHEALTH GROUP		
SAFEWAY	4,286	4,986
TRIPADVISOR		756
VERIZON	2,091	2,327
ADOBE SYS		

Name of Stock	End of Year Book Value	End of Year Fair Market Value
AFFILIATED MANAGERS	5,241	5,949
ALLERGAN	2,463	2,808
ALLIANCE DATA		
AMAZON.COM	6,830	5,712
AMERICAN EXPRESS		
AI CORE PLUS FUND		
PRUDENTIAL FINL	5,376	4,912
ANHEUSER BUSCH		
ADM		
RAYTHEON		
AVALONBAY CMNTYS		
BLACKROCK		
CF INDS HLDGS		
CME GROUP		
CVS CAREMARK	972	1,101
SPRINT NEXTEL		
CARDINAL HEALTH	3,817	3,858
CARNIVAL CORP		
CATERPILLAR	1,553	1,450
CELGENE CORP	775	879
CENTENE CORP	3,121	4,790
CHICAGO BRDG & IRON	4,899	6,955
TIME WARNER INC		
TRAVELERS		
CLIFFS NAT RES	1,293	1,185
COACH INC		
UNITED TECHNOLOGIES	1,961	1,900
WELLS FARGO	1,016	965
COCA COLA	908	980
VARIAN INC		

Name of Stock	End of Year Book Value	End of Year Fair Market Value
COGNIZANT TECH SOLUTIONS	3,471	3,023
COLUMBIA SPORTSWEAR	6,222	5,074
CORNING INC		
DANAHER CORP		
DEERE & CO		
DEL MONTE		
UNION PAC	3,532	3,708
DELTA AIR		
INVESCO		
PEABODY ENERGY		
PRECISION CASTPARTS		
REPUBLIC SVCS		
ROCHE HLDG		
STANLEY BLACK & DECKER		
STARBUCKS	3,868	5,245
STARWOOD HOTELS	1,960	1,727
STRYKER CORP		
TECK RESOURCES	2,929	2,182
TEVA PHARMACEUTICAL		
WEYERHAEUSER	37	19
THERMO FISHER		
3M CO		
TIMKEN CO	6,534	6,581
URS CORP	8,403	6,919
WISCONSIN ENERGY	1,427	1,608
XILINX INC		
YAHOO		
FLUOR CORP		
FRANKLIN RES	3,049	2,978
GOOGLE	6,818	7,751

Name of Stock	End of Year Book Value	End of Year Fair Market Value
HOME DEPOT		
REYNOLDS AMERN	1,683	1,864
MCDONALDS	1,158	1,505
MICROSOFT CORP	2,295	2,259
MONSANTO CO	1,800	1,892
NIKE	1,051	1,060
PHILIP MORRIS		
POLARIS	3,539	4,926
T ROWE PRICE		
SLM CORP		
SMITHFIELD FOODS	4,820	6,021
STATE STR CORP		
SUNTRUST BKS		
TARGET		
DIAGEO PLC	5,207	6,032
TRACTOR SUPPLY	2,158	3,858
UNITED PARCEL SVC	3,989	4,099
VIACOM	4,718	5,222
VISA INC	1,166	1,218
WAL MART		
WALT DISNEY CO	6,200	6,563
E I DU PONT		
ELECTRONIC ARTS INC		
EMC CORP	6,658	6,096
EBAY		
EXPEDIA INC	1,698	871
FLOWERVE	8,067	7,350
FRONTIER COMMUNICATIONS	8	5
GENERAL DYNAMICS	5,064	4,981
GOLDCORP INC		

Name of Stock	End of Year Book Value	End of Year Fair Market Value
H J HEINZ		
HUMANA INC	1,621	2,190
IDEX CORP	5,582	5,715
APPLE INC	4,958	5,670
ILLINOIS TOOLWORKS		
KOHL'S		
KROGER		
L-3 COMMUNICATIONS		
LUBRIZOL		
MFS INTERNATIONAL	76,141	74,767
MASTERCARD		
PENTAIR	5,611	5,093
MCKESSON CORP	2,460	2,649
MEAD JOHNSON NUTRITION	4,438	4,674
MEADWESTVACO	5,831	6,140
MEDCO HEALTH		
METLIFE	4,247	3,461
NEXEN		
OGE ENERGY	5,688	7,372
OMNICOM GROUP	3,713	4,280
ACCENTURE	1,606	1,490

TY 2011 Investments Government Obligations Schedule

Name: THE JESSICA GOOD EVANS CHARITABLE FOUNDATION

EIN: 43-6914311

**US Government Securities - End of
Year Book Value:**

**US Government Securities - End of
Year Fair Market Value:**

**State & Local Government
Securities - End of Year Book
Value:**

**State & Local Government
Securities - End of Year Fair
Market Value:**

TY 2011 Other Assets Schedule

Name: THE JESSICA GOOD EVANS CHARITABLE FOUNDATION

EIN: 43-6914311

Description	Beginning of Year - Book Value	End of Year - Book Value	End of Year - Fair Market Value
DIVIDEND INCOME RECEIVABLE	1,769	681	681

TY 2011 Other Expenses Schedule

Name: THE JESSICA GOOD EVANS CHARITABLE FOUNDATION

EIN: 43-6914311

Description	Revenue and Expenses per Books	Net Investment Income	Adjusted Net Income	Disbursements for Charitable Purposes
OTHER NONALLOCABLE EXPENSES -	2	2		0

TY 2011 Other Income Schedule

Name: THE JESSICA GOOD EVANS CHARITABLE FOUNDATION

EIN: 43-6914311

Description	Revenue And Expenses Per Books	Net Investment Income	Adjusted Net Income
-------------	--------------------------------	-----------------------	---------------------

TY 2011 Taxes Schedule

Name: THE JESSICA GOOD EVANS CHARITABLE FOUNDATION

EIN: 43-6914311

Category	Amount	Net Investment Income	Adjusted Net Income	Disbursements for Charitable Purposes
FOREIGN TAXES	37	37		0
FEDERAL TAX PAYMENT - PRIOR YE	476	476		0
FEDERAL ESTIMATES - PRINCIPAL	760	760		0
FOREIGN TAXES ON QUALIFIED FOR	7	7		0
FOREIGN TAXES ON NONQUALIFIED	44	44		0