



See a Social Security Number? Say Something!
Report Privacy Problems to <https://public.resource.org/privacy>
Or call the IRS Identity Theft Hotline at 1-800-908-4490



Form **990-PF**

Department of the Treasury
Internal Revenue Service

Return of Private Foundation
or Section 4947(a)(1) Nonexempt Charitable Trust
Treated as a Private Foundation

Note. The foundation may be able to use a copy of this return to satisfy state reporting requirements

OMB No 1545-0052

2011

For calendar year 2011, or tax year beginning 01-01-2011 , and ending 12-31-2011

G Check all that apply

☐ Initial return

☐ Initial return of a former public charity

☐ Final return

☐ Amended return

☐ Address change

☐ Name change

Name of foundation
DONALD WEESNER CHARITABLE TR UA 35417410

A Employer identification number
41-6463406

Number and street (or P O box number if mail is not delivered to street address)
P O BOX 64713 TRUST TAX SERVICES

Room/suite

B Telephone number (see page 10 of the instructions)
(612) 303-3208

City or town, state, and ZIP code
ST PAUL, MN 551640713

C If exemption application is pending, check here ☐

D 1. Foreign organizations, check here ☐

2. Foreign organizations meeting the 85% test, check here and attach computation ☐






I Fair market value of all assets at end of year (from Part II, col. (c), line 16)**\$** 11,557,434

J Accounting method ☐ Cash ☐ Accrual
☐ Other (specify) _____
(Part I, column (d) must be on cash basis.)

E If private foundation status was terminated under section 507(b)(1)(A), check here ☐

F If the foundation is in a 60-month termination under section 507(b)(1)(B), check here ☐









H Check type of organization ☒ Section 501(c)(3) exempt private foundation
☐ Section 4947(a)(1) nonexempt charitable trust ☐ Other taxable private foundation

Part I Analysis of Revenue and Expenses (The total of amounts in columns (b), (c), and (d) may not necessarily equal the amounts in column (a) (see page 11 of the instructions))		(a) Revenue and expenses per books	(b) Net investment income	(c) Adjusted net income	(d) Disbursements for charitable purposes (cash basis only)
Revenue	1 Contributions, gifts, grants, etc , received (attach schedule)				
	2 Check <input checked="" type="checkbox"/> if the foundation is not required to attach Sch B				
	3 Interest on savings and temporary cash investments				
	4 Dividends and interest from securities.	294,019	294,019		
	5a Gross rents				
	b Net rental income or (loss) _____				
	6a Net gain or (loss) from sale of assets not on line 10	1,066,573			
	b Gross sales price for all assets on line 6a <u>5,736,373</u>				
	7 Capital gain net income (from Part IV, line 2)		1,066,573		
	8 Net short-term capital gain			0	
	9 Income modifications				
	10a Gross sales less returns and allowances				
Operating and Administrative Expenses	b Less Cost of goods sold				
	c Gross profit or (loss) (attach schedule)				
	11 Other income (attach schedule)	 7,152	7,152		
	12 Total. Add lines 1 through 11	1,367,744	1,367,744		
	13 Compensation of officers, directors, trustees, etc	131,627	104,852		26,775
	14 Other employee salaries and wages		0	0	0
	15 Pension plans, employee benefits		0	0	
	16a Legal fees (attach schedule).	 1,692	846	0	846
	b Accounting fees (attach schedule).				
	c Other professional fees (attach schedule)	 10,500			10,500
	17 Interest				0
	18 Taxes (attach schedule) (see page 14 of the instructions)	 21,717	6,548		0
	19 Depreciation (attach schedule) and depletion . . .	0	0		
	20 Occupancy				
	21 Travel, conferences, and meetings		0	0	
	22 Printing and publications		0	0	
	23 Other expenses (attach schedule).	 3,419	3,079		340
	24 Total operating and administrative expenses.				
	Add lines 13 through 23	168,955	115,325	0	38,461
	25 Contributions, gifts, grants paid	779,331			779,331
	26 Total expenses and disbursements. Add lines 24 and 25	948,286	115,325	0	817,792
	27 Subtract line 26 from line 12				
	a Excess of revenue over expenses and disbursements	419,458			
	b Net investment income (if negative, enter -0-)		1,252,419		
	c Adjusted net income (if negative, enter -0-)			0	


For Privacy Act and Paperwork Reduction Act Notice, see page 30 of the instructions.

Cat No 11289X

Form **990-PF** (2011)

Part II Balance Sheets		Attached schedules and amounts in the description column should be for end-of-year amounts only (See instructions)	Beginning of year	End of year	
			(a) Book Value	(b) Book Value	(c) Fair Market Value
Assets	1	Cash—non-interest-bearing			
	2	Savings and temporary cash investments	717,169	287,136	287,136
	3	Accounts receivable ▶ _____ Less allowance for doubtful accounts ▶ _____		0	0
	4	Pledges receivable ▶ _____ Less allowance for doubtful accounts ▶ _____			
	5	Grants receivable			
	6	Receivables due from officers, directors, trustees, and other disqualified persons (attach schedule) (see page 15 of the instructions)			
	7	Other notes and loans receivable (attach schedule) ▶ _____ Less allowance for doubtful accounts ▶ _____ 0			
	8	Inventories for sale or use			
	9	Prepaid expenses and deferred charges			
	10a	Investments—U S and state government obligations (attach schedule)	198,974		
	b	Investments—corporate stock (attach schedule)	7,442,282	 5,996,212	6,442,728
	c	Investments—corporate bonds (attach schedule).	2,237,802	 2,787,094	2,723,969
	11	Investments—land, buildings, and equipment basis ▶ _____ Less accumulated depreciation (attach schedule) ▶ _____			
	12	Investments—mortgage loans			
	13	Investments—other (attach schedule)	228,505	 2,174,166	2,099,950
	14	Land, buildings, and equipment basis ▶ _____ Less accumulated depreciation (attach schedule) ▶ _____			
15	Other assets (describe ▶ _____)	 4,250	 3,651	 3,651	
16	Total assets (to be completed by all filers—see the instructions Also, see page 1, item I)	10,828,982	11,248,259	11,557,434	
Liabilities	17	Accounts payable and accrued expenses			
	18	Grants payable			
	19	Deferred revenue			
	20	Loans from officers, directors, trustees, and other disqualified persons			
	21	Mortgages and other notes payable (attach schedule)			
	22	Other liabilities (describe ▶ _____)	 594	 521	
	23	Total liabilities (add lines 17 through 22)	594	521	
Net Assets or Fund Balances	Foundations that follow SFAS 117, check here ▶ <input type="checkbox"/> and complete lines 24 through 26 and lines 30 and 31.				
	24	Unrestricted			
	25	Temporarily restricted			
	26	Permanently restricted			
	Foundations that do not follow SFAS 117, check here ▶ <input checked="" type="checkbox"/> and complete lines 27 through 31.				
	27	Capital stock, trust principal, or current funds	15,783,217	15,783,217	
	28	Paid-in or capital surplus, or land, bldg , and equipment fund			
	29	Retained earnings, accumulated income, endowment, or other funds	-4,954,829	-4,535,479	
	30	Total net assets or fund balances (see page 17 of the instructions)	10,828,388	11,247,738	
	31	Total liabilities and net assets/fund balances (see page 17 of the instructions)	10,828,982	11,248,259	

Part III Analysis of Changes in Net Assets or Fund Balances

1	Total net assets or fund balances at beginning of year—Part II, column (a), line 30 (must agree with end-of-year figure reported on prior year’s return)	1	10,828,388
2	Enter amount from Part I, line 27a	2	419,458
3	Other increases not included in line 2 (itemize) ▶ _____	3	0
4	Add lines 1, 2, and 3	4	11,247,846
5	Decreases not included in line 2 (itemize) ▶ _____ 	5	108
6	Total net assets or fund balances at end of year (line 4 minus line 5)—Part II, column (b), line 30	6	11,247,738

Part IV Capital Gains and Losses for Tax on Investment Income

(a) List and describe the kind(s) of property sold (e g , real estate, 2-story brick warehouse, or common stock, 200 shs MLC Co)		(b) How acquired P—Purchase D—Donation	(c) Date acquired (mo , day, yr)	(d) Date sold (mo , day, yr)
1a	See Additional Data Table			
b				
c				
d				
e				

(e) Gross sales price	(f) Depreciation allowed (or allowable)	(g) Cost or other basis plus expense of sale	(h) Gain or (loss) (e) plus (f) minus (g)
a See Additional Data Table			
b			
c			
d			
e			

Complete only for assets showing gain in column (h) and owned by the foundation on 12/31/69			(I) Gains (Col (h) gain minus col (k), but not less than -0-) or Losses (from col (h))
(i) F M V as of 12/31/69	(j) Adjusted basis as of 12/31/69	(k) Excess of col (i) over col (j), if any	
a See Additional Data Table			
b			
c			
d			
e			

2	Capital gain net income or (net capital loss)	{ If gain, also enter in Part I, line 7 If (loss), enter -0- in Part I, line 7 }	2	1,066,573
3	Net short-term capital gain or (loss) as defined in sections 1222(5) and (6) If gain, also enter in Part I, line 8, column (c) (see pages 13 and 17 of the instructions) If (loss), enter -0- in Part I, line 8		3	

Part V Qualification Under Section 4940(e) for Reduced Tax on Net Investment Income

(For optional use by domestic private foundations subject to the section 4940(a) tax on net investment income)

If section 4940(d)(2) applies, leave this part blank

Was the foundation liable for the section 4942 tax on the distributable amount of any year in the base period? ☐ Yes ☒ No

If "Yes," the foundation does not qualify under section 4940(e) Do not complete this part

1 Enter the appropriate amount in each column for each year, see page 18 of the instructions before making any entries

(a) Base period years Calendar year (or tax year beginning in)	(b) Adjusted qualifying distributions	(c) Net value of noncharitable-use assets	(d) Distribution ratio (col (b) divided by col (c))
2010	470,256	11,830,367	0 03975
2009	442,287	10,645,605	0 041546
2008	701,600	12,913,466	0 054331
2007	735,701	14,695,478	0 050063
2006	671,028	13,813,382	0 048578

2	Total of line 1, column (d).	2	0 234268
3	Average distribution ratio for the 5-year base period—divide the total on line 2 by 5, or by the number of years the foundation has been in existence if less than 5 years	3	0 046854
4	Enter the net value of noncharitable-use assets for 2011 from Part X, line 5.	4	12,127,128
5	Multiply line 4 by line 3.	5	568,204
6	Enter 1% of net investment income (1% of Part I, line 27b).	6	12,524
7	Add lines 5 and 6.	7	580,728
8	Enter qualifying distributions from Part XII, line 4.	8	817,792

If line 8 is equal to or greater than line 7, check the box in Part VI, line 1b, and complete that part using a 1% tax rate See
the Part VI instructions on page 18

Part VIExcise Tax Based on Investment Income (Section 4940(a), 4940(b), 4940(e), or 4948—see page 18 of the instructions)

1a		Exempt operating foundations described in section 4940(d)(2), check here <input type="checkbox"/> and enter "N/A" on line 1			
		Date of ruling or determination letter _____ (attach copy of letter if necessary—see instructions)			
b		Domestic foundations that meet the section 4940(e) requirements in Part V, check here <input checked="" type="checkbox"/> and enter 1% of Part I, line 27b		1	12,524
c		All other domestic foundations enter 2% of line 27b Exempt foreign organizations enter 4% of Part I, line 12, col (b)			
2		Tax under section 511 (domestic section 4947(a)(1) trusts and taxable foundations only Others enter -0-)		2	0
3		Add lines 1 and 2.		3	12,524
4		Subtitle A (income) tax (domestic section 4947(a)(1) trusts and taxable foundations only Others enter -0-)		4	0
5		Tax based on investment income. Subtract line 4 from line 3 If zero or less, enter -0-		5	12,524
6		Credits/Payments			
a		2011 estimated tax payments and 2010 overpayment credited to 2011	6a	10,272	
b		Exempt foreign organizations—tax withheld at source	6b		
c		Tax paid with application for extension of time to file (Form 8868)	6c	7,500	
d		Backup withholding erroneously withheld	6d		
7		Total credits and payments Add lines 6a through 6d.		7	17,772
8		Enter any penalty for underpayment of estimated tax Check here <input type="checkbox"/> if Form 2220 is attached		8	0
9		Tax due. If the total of lines 5 and 8 is more than line 7, enter amount owed		9	
10		Overpayment. If line 7 is more than the total of lines 5 and 8, enter the amount overpaid.		10	5,248
11		Enter the amount of line 10 to be Credited to 2012 estimated tax <input type="checkbox"/> 5,248	Refunded <input type="checkbox"/>	11	0

Part VII-AStatements Regarding Activities

1a	During the tax year, did the foundation attempt to influence any national, state, or local legislation or did it participate or intervene in any political campaign?		Yes	No
		1a		No
b	Did it spend more than \$100 during the year (either directly or indirectly) for political purposes (see page 19 of the instructions for definition)?			No
	If the answer is "Yes" to 1a or 1b, attach a detailed description of the activities and copies of any materials published or distributed by the foundation in connection with the activities.			
c	Did the foundation file Form 1120-POL for this year?	1c		No
d	Enter the amount (if any) of tax on political expenditures (section 4955) imposed during the year (1) On the foundation <input type="checkbox"/> \$ _____ (2) On foundation managers <input type="checkbox"/> \$ _____			
e	Enter the reimbursement (if any) paid by the foundation during the year for political expenditure tax imposed on foundation managers <input type="checkbox"/> \$ _____			
2	Has the foundation engaged in any activities that have not previously been reported to the IRS?	2		No
	If "Yes," attach a detailed description of the activities.			
3	Has the foundation made any changes, not previously reported to the IRS, in its governing instrument, articles of incorporation, or bylaws, or other similar instruments? If "Yes," attach a conformed copy of the changes	3		No
4a	Did the foundation have unrelated business gross income of \$1,000 or more during the year?	4a		No
b	If "Yes," has it filed a tax return on Form 990-T for this year?	4b		
5	Was there a liquidation, termination, dissolution, or substantial contraction during the year?	5		No
	If "Yes," attach the statement required by General Instruction T.			
6	Are the requirements of section 508(e) (relating to sections 4941 through 4945) satisfied either			
	• By language in the governing instrument, or			
	• By state legislation that effectively amends the governing instrument so that no mandatory directions that conflict with the state law remain in the governing instrument?	6	Yes	
7	Did the foundation have at least \$5,000 in assets at any time during the year? If "Yes," complete Part II, col (c), and Part XV	7	Yes	
8a	Enter the states to which the foundation reports or with which it is registered (see page 19 of the instructions) <input type="checkbox"/> MN _____			
b	If the answer is "Yes" to line 7, has the foundation furnished a copy of Form 990-PF to the Attorney General (or designate) of each state as required by General Instruction G? If "No," attach explanation .	8b	Yes	
9	Is the foundation claiming status as a private operating foundation within the meaning of section 4942(j)(3) or 4942(j)(5) for calendar year 2011 or the taxable year beginning in 2011 (see instructions for Part XIV on page 27)? If "Yes," complete Part XIV	9		No
10	Did any persons become substantial contributors during the tax year? If "Yes," attach a schedule listing their names and addresses	10		No

Part VII-A

Statements Regarding Activities *(continued)*

11	At any time during the year, did the foundation, directly or indirectly, own a controlled entity within the meaning of section 512(b)(13)? If "Yes," attach schedule (see page 20 of the instructions).	11		No
12	Did the foundation acquire a direct or indirect interest in any applicable insurance contract before August 17, 2008?	12		No
13	Did the foundation comply with the public inspection requirements for its annual returns and exemption application?	13	Yes	
Website address				
14	The books are in care of U S BANK NATIONAL ASSOCIATION Telephone no (612) 303-3208 Located at 101 EAST 5TH STREET ST PAUL MN ZIP+4 55101			
15	Section 4947(a)(1) nonexempt charitable trusts filing Form 990-PF in lieu of Form 1041—Check here and enter the amount of tax-exempt interest received or accrued during the year.			
16	At any time during calendar year 2011, did the foundation have an interest in or a signature or other authority over a bank, securities, or other financial account in a foreign country?	16	Yes	No
See the instructions for exceptions and filing requirements for Form TD F 90-22.1 If "Yes", enter the name of the foreign country				

Part VII-B

Statements Regarding Activities for Which Form 4720 May Be Required

File Form 4720 if any item is checked in the "Yes" column, unless an exception applies.			Yes	No
1a	During the year did the foundation (either directly or indirectly) (1) Engage in the sale or exchange, or leasing of property with a disqualified person? (2) Borrow money from, lend money to, or otherwise extend credit to (or accept it from) a disqualified person? (3) Furnish goods, services, or facilities to (or accept them from) a disqualified person? (4) Pay compensation to, or pay or reimburse the expenses of, a disqualified person? (5) Transfer any income or assets to a disqualified person (or make any of either available for the benefit or use of a disqualified person)? (6) Agree to pay money or property to a government official? (Exception. Check "No" if the foundation agreed to make a grant to or to employ the official for a period after termination of government service, if terminating within 90 days).			
b	If any answer is "Yes" to 1a(1)–(6), did any of the acts fail to qualify under the exceptions described in Regulations section 53.4941(d)-3 or in a current notice regarding disaster assistance (see page 20 of the instructions)? Organizations relying on a current notice regarding disaster assistance check here.	1b		No
c	Did the foundation engage in a prior year in any of the acts described in 1a, other than excepted acts, that were not corrected before the first day of the tax year beginning in 2011?	1c		No
2	Taxes on failure to distribute income (section 4942) (does not apply for years the foundation was a private operating foundation defined in section 4942(j)(3) or 4942(j)(5))			
a	At the end of tax year 2011, did the foundation have any undistributed income (lines 6d and 6e, Part XIII) for tax year(s) beginning before 2011? If "Yes," list the years 20 , 20 , 20 , 20			
b	Are there any years listed in 2a for which the foundation is not applying the provisions of section 4942(a)(2) (relating to incorrect valuation of assets) to the year's undistributed income? (If applying section 4942(a)(2) to all years listed, answer "No" and attach statement—see page 20 of the instructions).	2b		
c	If the provisions of section 4942(a)(2) are being applied to any of the years listed in 2a, list the years here 20 , 20 , 20 , 20			
3a	Did the foundation hold more than a 2% direct or indirect interest in any business enterprise at any time during the year?			
b	If "Yes," did it have excess business holdings in 2011 as a result of (1) any purchase by the foundation or disqualified persons after May 26, 1969, (2) the lapse of the 5-year period (or longer period approved by the Commissioner under section 4943(c)(7)) to dispose of holdings acquired by gift or bequest, or (3) the lapse of the 10-, 15-, or 20-year first phase holding period? (Use Schedule C, Form 4720, to determine if the foundation had excess business holdings in 2011.).	3b		
4a	Did the foundation invest during the year any amount in a manner that would jeopardize its charitable purposes?	4a		No
b	Did the foundation make any investment in a prior year (but after December 31, 1969) that could jeopardize its charitable purpose that had not been removed from jeopardy before the first day of the tax year beginning in 2011?	4b		No

Part VII-B

Statements Regarding Activities for Which Form 4720 May Be Required (continued)

5a During the year did the foundation pay or incur any amount to				
(1) Carry on propaganda, or otherwise attempt to influence legislation (section 4945(e))?		<input type="checkbox"/> Yes	<input checked="" type="checkbox"/> No	
(2) Influence the outcome of any specific public election (see section 4955), or to carry on, directly or indirectly, any voter registration drive?		<input type="checkbox"/> Yes	<input checked="" type="checkbox"/> No	
(3) Provide a grant to an individual for travel, study, or other similar purposes?		<input type="checkbox"/> Yes	<input checked="" type="checkbox"/> No	
(4) Provide a grant to an organization other than a charitable, etc , organization described in section 509(a)(1), (2), or (3), or section 4940(d)(2)? (see page 22 of the instructions).		<input type="checkbox"/> Yes	<input checked="" type="checkbox"/> No	
(5) Provide for any purpose other than religious, charitable, scientific, literary, or educational purposes, or for the prevention of cruelty to children or animals?		<input type="checkbox"/> Yes	<input checked="" type="checkbox"/> No	
b If any answer is "Yes" to 5a(1)–(5), did any of the transactions fail to qualify under the exceptions described in Regulations section 53.4945 or in a current notice regarding disaster assistance (see page 22 of the instructions)? Organizations relying on a current notice regarding disaster assistance check here.		5b		
c If the answer is "Yes" to question 5a(4), does the foundation claim exemption from the tax because it maintained expenditure responsibility for the grant?		<input type="checkbox"/> Yes	<input type="checkbox"/> No	
If "Yes," attach the statement required by Regulations section 53.4945–5(d).				
6a Did the foundation, during the year, receive any funds, directly or indirectly, to pay premiums on a personal benefit contract?		<input type="checkbox"/> Yes	<input checked="" type="checkbox"/> No	
b Did the foundation, during the year, pay premiums, directly or indirectly, on a personal benefit contract?		6b No		
If "Yes" to 6b, file Form 8870.				
7a At any time during the tax year, was the foundation a party to a prohibited tax shelter transaction?		<input type="checkbox"/> Yes	<input checked="" type="checkbox"/> No	
b If yes, did the foundation receive any proceeds or have any net income attributable to the transaction?		7b		

Part VIII

Information About Officers, Directors, Trustees, Foundation Managers, Highly Paid Employees, and Contractors

1 List all officers, directors, trustees, foundation managers and their compensation (see page 22 of the instructions).				
(a) Name and address	(b) Title, and average hours per week devoted to position	(c) Compensation (If not paid, enter -0-)	(d) Contributions to employee benefit plans and deferred compensation	(e) Expense account, other allowances
US BANK NATIONAL ASSOCIATION	CORPORATE TRUSTEE	131,627		
101 EAST 5TH STREET ST PAUL, MN 55101	8			
2 Compensation of five highest-paid employees (other than those included on line 1—see page 23 of the instructions). If none, enter "NONE."				
(a) Name and address of each employee paid more than \$50,000	(b) Title, and average hours per week devoted to position	(c) Compensation	(d) Contributions to employee benefit plans and deferred compensation	(e) Expense account, other allowances
NONE				
Total number of other employees paid over \$50,000.				0

Part VIII

Information About Officers, Directors, Trustees, Foundation Managers, Highly Paid Employees, and Contractors (continued)

3 Five highest-paid independent contractors for professional services (see page 23 of the instructions). If none, enter "NONE".		
(a) Name and address of each person paid more than \$50,000	(b) Type of service	(c) Compensation
NONE		
Total number of others receiving over \$50,000 for professional services.		0

Part IX-A

Summary of Direct Charitable Activities

List the foundation's four largest direct charitable activities during the tax year. Include relevant statistical information such as the number of organizations and other beneficiaries served, conferences convened, research papers produced, etc.	Expenses
1	
2	
3	
4	

Part IX-B

Summary of Program-Related Investments (see page 23 of the instructions)

Describe the two largest program-related investments made by the foundation during the tax year on lines 1 and 2	Amount
1	
2	
All other program-related investments. See page 24 of the instructions.	
3	
Total. Add lines 1 through 3.	

Part X

Minimum Investment Return (All domestic foundations must complete this part. Foreign foundations, see page 24 of the instructions.)

1	Fair market value of assets not used (or held for use) directly in carrying out charitable, etc , purposes		
a	Average monthly fair market value of securities.	1a	10,279,264
b	Average of monthly cash balances.	1b	434,744
c	Fair market value of all other assets (see page 24 of the instructions).	1c	1,597,797
d	Total (add lines 1a, b, and c).	1d	12,311,805
e	Reduction claimed for blockage or other factors reported on lines 1a and 1c (attach detailed explanation).	1e	0
2	Acquisition indebtedness applicable to line 1 assets.	2	0
3	Subtract line 2 from line 1d.	3	12,311,805
4	Cash deemed held for charitable activities Enter 1 1/2% of line 3 (for greater amount, see page 25 of the instructions).	4	184,677
5	Net value of noncharitable-use assets. Subtract line 4 from line 3 Enter here and on Part V, line 4	5	12,127,128
6	Minimum investment return. Enter 5% of line 5.	6	606,356

Part XI

Distributable Amount (see page 25 of the instructions) (Section 4942(j)(3) and (j)(5) private operating foundations and certain foreign organizations check here ☒ and do not complete this part.)

1	Minimum investment return from Part X, line 6.	1	606,356
2a	Tax on investment income for 2011 from Part VI, line 5.	2a	12,524
b	Income tax for 2011 (This does not include the tax from Part VI).	2b	
c	Add lines 2a and 2b.	2c	12,524
3	Distributable amount before adjustments Subtract line 2c from line 1.	3	593,832
4	Recoveries of amounts treated as qualifying distributions.	4	0
5	Add lines 3 and 4.	5	593,832
6	Deduction from distributable amount (see page 25 of the instructions).	6	0
7	Distributable amount as adjusted Subtract line 6 from line 5 Enter here and on Part XIII, line 1.	7	593,832

Part XII

Qualifying Distributions (see page 25 of the instructions)

1	Amounts paid (including administrative expenses) to accomplish charitable, etc , purposes		
a	Expenses, contributions, gifts, etc —total from Part I, column (d), line 26.	1a	817,792
b	Program-related investments—total from Part IX-B.	1b	0
2	Amounts paid to acquire assets used (or held for use) directly in carrying out charitable, etc , purposes.	2	0
3	Amounts set aside for specific charitable projects that satisfy the		
a	Suitability test (prior IRS approval required).	3a	0
b	Cash distribution test (attach the required schedule).	3b	0
4	Qualifying distributions. Add lines 1a through 3b Enter here and on Part V, line 8, and Part XIII, line 4	4	817,792
5	Foundations that qualify under section 4940(e) for the reduced rate of tax on net investment income Enter 1% of Part I, line 27b (see page 26 of the instructions).	5	12,524
6	Adjusted qualifying distributions. Subtract line 5 from line 4.	6	805,268
Note: The amount on line 6 will be used in Part V, column (b), in subsequent years when calculating whether the foundation qualifies for the section 4940(e) reduction of tax in those years			

Part XIII

Undistributed Income (see page 26 of the instructions)

	(a) Corpus	(b) Years prior to 2010	(c) 2010	(d) 2011
1	Distributable amount for 2011 from Part XI, line 7			
2	Undistributed income, if any, as of the end of 2011			
a	Enter amount for 2010 only. 156,711			
b	Total for prior years 20____, 20____, 20____ 0			
3	Excess distributions carryover, if any, to 2011			
a	From 2006. 0			
b	From 2007. 0			
c	From 2008. 0			
d	From 2009. 0			
e	From 2010. 0			
f	Total of lines 3a through e. 0			
4	Qualifying distributions for 2011 from Part XII, line 4 ▶ \$ 817,792			
a	Applied to 2010, but not more than line 2a 156,711			
b	Applied to undistributed income of prior years (Election required—see page 26 of the instructions) 0			
c	Treated as distributions out of corpus (Election required—see page 26 of the instructions). . . . 0			
d	Applied to 2011 distributable amount. 593,832			
e	Remaining amount distributed out of corpus 67,249			
5	Excess distributions carryover applied to 2011 0			
(If an amount appears in column (d), the same amount must be shown in column (a).)				
6	Enter the net total of each column as indicated below:			
a	Corpus Add lines 3f, 4c, and 4e Subtract line 5 67,249			
b	Prior years' undistributed income Subtract line 4b from line 2b. 0			
c	Enter the amount of prior years' undistributed income for which a notice of deficiency has been issued, or on which the section 4942(a) tax has been previously assessed. 0			
d	Subtract line 6c from line 6b Taxable amount—see page 27 of the instructions . . . 0			
e	Undistributed income for 2010 Subtract line 4a from line 2a Taxable amount—see page 27 of the instructions 0			
f	Undistributed income for 2011 Subtract lines 4d and 5 from line 1 This amount must be distributed in 2011. 0			
7	Amounts treated as distributions out of corpus to satisfy requirements imposed by section 170(b)(1)(F) or 4942(g)(3) (see page 27 of the instructions). 0			
8	Excess distributions carryover from 2006 not applied on line 5 or line 7 (see page 27 of the instructions). 0			
9	Excess distributions carryover to 2012. Subtract lines 7 and 8 from line 6a 67,249			
10	Analysis of line 9			
a	Excess from 2007. 0			
b	Excess from 2008. 0			
c	Excess from 2009. 0			
d	Excess from 2010. 0			
e	Excess from 2011. 67,249			

Part XIVPrivate Operating Foundations (see page 27 of the instructions and Part VII-A, question 9)

1a

If the foundation has received a ruling or determination letter that it is a private operating foundation, and the ruling is effective for 2011, enter the date of the ruling.

b

Check box to indicate whether the organization is a private operating foundation described in section 4942(j)(3) or 4942(j)(5)

☐ 4942(j)(3) or ☐ 4942(j)(5)

2a	Enter the lesser of the adjusted net income from Part I or the minimum investment return from Part X for each year listed.	Tax year	Prior 3 years			(e) Total
		(a) 2011	(b) 2010	(c) 2009	(d) 2008	
b	85% of line 2a					
c	Qualifying distributions from Part XII, line 4 for each year listed.					
d	Amounts included in line 2c not used directly for active conduct of exempt activities.					
e	Qualifying distributions made directly for active conduct of exempt activities. Subtract line 2d from line 2c.					
3	Complete 3a, b, or c for the alternative test relied upon					
a	"Assets" alternative test—enter					
	(1) Value of all assets					
	(2) Value of assets qualifying under section 4942(j)(3)(B)(i)					
b	"Endowment" alternative test— enter 2/3 of minimum investment return shown in Part X, line 6 for each year listed.					
c	"Support" alternative test—enter					
	(1) Total support other than gross investment income (interest, dividends, rents, payments on securities loans (section 512(a)(5)), or royalties).					
	(2) Support from general public and 5 or more exempt organizations as provided in section 4942(j)(3)(B)(iii).					
	(3) Largest amount of support from an exempt organization					
	(4) Gross investment income					

Part XVSupplementary Information (Complete this part only if the organization had \$5,000 or more in assets at any time during the year—see page 27 of the instructions.)

1

Information Regarding Foundation Managers:

a

List any managers of the foundation who have contributed more than 2% of the total contributions received by the foundation before the close of any tax year (but only if they have contributed more than \$5,000) (See section 507(d)(2))

NONE

b

List any managers of the foundation who own 10% or more of the stock of a corporation (or an equally large portion of the ownership of a partnership or other entity) of which the foundation has a 10% or greater interest

NONE

2

Information Regarding Contribution, Grant, Gift, Loan, Scholarship, etc., Programs:

Check here ☒ if the foundation only makes contributions to preselected charitable organizations and does not accept unsolicited requests for funds. If the foundation makes gifts, grants, etc. (see page 28 of the instructions) to individuals or organizations under other conditions, complete items 2a, b, c, and d.

a

The name, address, and telephone number of the person to whom applications should be addressed

b

The form in which applications should be submitted and information and materials they should include

c

Any submission deadlines

d

Any restrictions or limitations on awards, such as by geographical areas, charitable fields, kinds of institutions, or other factors

Part XV

Supplementary Information (continued)

3 Grants and Contributions Paid During the Year or Approved for Future Payment

Recipient	If recipient is an individual, show any relationship to any foundation manager or substantial contributor	Foundation status of recipient	Purpose of grant or contribution	Amount
Name and address (home or business)				
a Paid during the year See Additional Data Table				
Total			3a	779,331
b Approved for future payment				
Total			3b	

Part XVI-A Analysis of Income-Producing Activities

Enter gross amounts unless otherwise indicated

Enter gross amounts unless otherwise indicated		Unrelated business income		Excluded by section 512, 513, or 514		(e) Related or exempt function income (See page 28 of the instructions)
		(a) Business code	(b) Amount	(c) Exclusion code	(d) Amount	
1	Program service revenue					
a	_____					
b	_____					
c	_____					
d	_____					
e	_____					
f	_____					
g	Fees and contracts from government agencies					
2	Membership dues and assessments. . . .					
3	Interest on savings and temporary cash investments					
4	Dividends and interest from securities. . . .			14	294,019	
5	Net rental income or (loss) from real estate					
a	Debt-financed property.					
b	Not debt-financed property.					
6	Net rental income or (loss) from personal property					
7	Other investment income.					
8	Gain or (loss) from sales of assets other than inventory			18	1,066,573	
9	Net income or (loss) from special events					
10	Gross profit or (loss) from sales of inventory. .					
11	Other revenue a CLASS ACTION			01	262	
b	IDR CORE PARTNERSH			01	6,890	
c	_____					
d	_____					
e	_____					
12	Subtotal Add columns (b), (d), and (e). .				1,367,744	
13	Total. Add line 12, columns (b), (d), and (e).			13		1,367,744

(See worksheet in line 13 instructions on page 28 to verify calculations)

Part XVI-B Relationship of Activities to the Accomplishment of Exempt Purposes

[illegible]

Part XVII

1	Did the organization directly or indirectly engage in any of the following with any other organization described in section 501(c) of the Code (other than section 501(c)(3) organizations) or in section 527, relating to political organizations?		Yes	No
a	Transfers from the reporting foundation to a noncharitable exempt organization of			
	(1) Cash.	1a(1)		No
	(2) Other assets.	1a(2)		No
b	Other transactions			
	(1) Sales of assets to a noncharitable exempt organization.	1b(1)		No
	(2) Purchases of assets from a noncharitable exempt organization.	1b(2)		No
	(3) Rental of facilities, equipment, or other assets.	1b(3)		No
	(4) Reimbursement arrangements.	1b(4)		No
	(5) Loans or loan guarantees.	1b(5)		No
	(6) Performance of services or membership or fundraising solicitations.	1b(6)		No
c	Sharing of facilities, equipment, mailing lists, other assets, or paid employees.	1c		No

[illegible]

2a Is the foundation directly or indirectly affiliated with, or related to, one or more tax-exempt organizations described in section 501(c) of the Code (other than section 501(c)(3)) or in section 527? ☐ Yes ☒ No

b If "Yes," complete the following schedule		
(a) Name of organization	(b) Type of organization	(c) Description of relationship

Sign Here	Under penalties of perjury, I declare that I have examined this return, including accompanying schedules and statements, and to the best of my knowledge and belief, it is true, correct, and complete Declaration of preparer (other than taxpayer or fiduciary) is based on all information of which preparer has any knowledge				
	*****			2012-07-25	*****
	Signature of officer or trustee			Date	Title
	Paid Preparer's Use Only	Preparer's Signature		Date	Check if self-employed <input checked="" type="checkbox"/>
Firm's name			Firm's EIN		
Firm's address			Phone no		

May the IRS discuss this return with the preparer shown above? See instructions ☐ Yes ☒ No

Additional Data

Software ID:
Software Version:
EIN: 41-6463406
Name: DONALD WEESNER CHARITABLE TR UA 35417410

Form 990PF - Special Condition Description:

Special Condition Description

Form 990PF Part IV - Capital Gains and Losses for Tax on Investment Income - Columns a - d

(a) List and describe the kind(s) of property sold (e g , real estate, 2-story brick warehouse, or common stock, 200 shs MLC Co)	(b) How acquired P—Purchase D—Donation	(c) Date acquired (mo , day, yr)	(d) Date sold (mo , day, yr)
29 HUNT J B TRANS SVCS INC		2009-10-15	2011-01-04
54 INTERNATIONAL COAL GROUP INC		2010-12-15	2011-01-04
74 ZIMMER HOLDINGS INC		2009-09-22	2011-01-04
19 ZIMMER HOLDINGS INC		2010-03-15	2011-01-04
64 INTERNATIONAL COAL GROUP INC		2010-12-15	2011-01-05
97 JAMES RIV COAL CO		2010-08-06	2011-01-05
27 LAS VEGAS SANDS CORP		2009-07-07	2011-01-05
60 JO ANN STORES INC		2010-02-18	2011-01-06
345 MARSHALL ILSLEY CORP NEW		2009-10-23	2011-01-06
256 MARSHALL ILSLEY CORP NEW		2010-01-07	2011-01-06
42 SUNTRUST BKS INC		2009-06-08	2011-01-06
9 WALTER ENERGY INC		2010-11-19	2011-01-06
25 ABERCROMBIE & FITCH CO CL A		2009-05-18	2011-01-07
12 LAS VEGAS SANDS CORP		2009-07-07	2011-01-10
64 LAS VEGAS SANDS CORP		2010-11-17	2011-01-10
164 REGIONS FINL CORP		2010-01-07	2011-01-10
44 SUNTRUST BKS INC		2009-06-08	2011-01-10
495 SYNOVUS FINL CORP		2010-04-30	2011-01-10
9 WALTER ENERGY INC		2010-11-19	2011-01-10
50 ZIONS BANCORPORATION		2009-09-03	2011-01-10
23 AGCO CORP		2009-10-05	2011-01-13
383 ATHEROS COMMUNICATIONS INC		2010-09-24	2011-01-13
216 DARDEN RESTAURANTS INC		2009-06-23	2011-01-13
341 JUNIPER NETWORKS INC		2009-04-14	2011-01-13
222 WET SEAL INC CL A		2010-06-09	2011-01-13
841 WET SEAL INC CL A		2009-07-02	2011-01-13
39 B E AEROSPACE INC		2008-10-16	2011-01-18
57 COINSTAR INC		2010-02-25	2011-01-18
24 CONSOL ENERGY INC		2010-03-29	2011-01-18
231 CUBIST PHARMACEUTICALS INC		2008-12-11	2011-01-18

Form 990PF Part IV - Capital Gains and Losses for Tax on Investment Income - Columns a - d

(a) List and describe the kind(s) of property sold (e g , real estate, 2-story brick warehouse, or common stock, 200 shs MLC Co)	(b) How acquired P—Purchase D—Donation	(c) Date acquired (mo , day, yr)	(d) Date sold (mo , day, yr)
177 GT SOLAR INTERNATIONAL INC		2010-12-06	2011-01-18
67 PHILLIPS VAN HEUSEN CORP		2007-12-28	2011-01-18
16 PHILLIPS VAN HEUSEN CORP		2010-03-25	2011-01-18
61 SMITHFIELD FOODS INC		2009-09-21	2011-01-20
42 SUNTRUST BKS INC		2009-06-22	2011-01-24
383 SYNOVUS FINL CORP		2010-04-30	2011-01-24
112 SMURFIT STONE CONTAINER ENTERPRISES		2010-12-15	2011-01-25
92 SMURFIT STONE CONTAINER ENTERPRISES		2010-12-15	2011-01-26
130 TELLABS INC		2010-09-27	2011-01-26
134 TELLABS INC		2010-01-08	2011-01-26
434 TELLABS INC		2010-01-08	2011-01-27
22 UNITED STATES STEEL CORP		2010-07-15	2011-01-27
83 PROLOGIS		2009-10-05	2011-01-28
4 99967 EQUINIX INC		2010-09-27	2011-01-31
16 00033 EQUINIX INC		2010-09-27	2011-01-31
92 FLOWSERVE CORP		2009-08-27	2011-01-31
30 HUNT J B TRANS SVCS INC		2007-12-28	2011-01-31
31 LANDSTAR SYS INC		2009-11-19	2011-01-31
129 NOBLE ENERGY INC		2007-12-28	2011-01-31
39 OPLINK COMMUNICATIONS INC		2009-03-26	2011-01-31
10 WHITING PETROLEUM CORP		2010-12-22	2011-01-31
57 WEATHERFORD INTERNATIONAL LTD		2010-03-08	2011-01-31
32 HOLOGIC INC		2009-05-01	2011-02-01
63 CON WAY INC		2010-07-29	2011-02-02
31 LANDSTAR SYS INC		2009-11-19	2011-02-02
74 UNITED STATES STEEL CORP		2010-07-15	2011-02-02
46 GULFPORT ENERGY CORP		2010-08-02	2011-02-03
188 HAWAIIAN HLDGS INC		2009-11-11	2011-02-03
69 SMITHFIELD FOODS INC		2009-09-21	2011-02-03
222 BRIGHTPOINT INC		2009-07-29	2011-02-04

Form 990PF Part IV - Capital Gains and Losses for Tax on Investment Income - Columns a - d

(a) List and describe the kind(s) of property sold (e g , real estate, 2-story brick warehouse, or common stock, 200 shs MLC Co)	(b) How acquired P—Purchase D—Donation	(c) Date acquired (mo , day, yr)	(d) Date sold (mo , day, yr)
45 CLIFFS NATURAL RESOURCES INC		2011-01-24	2011-02-04
79 CON WAY INC		2009-11-16	2011-02-04
67 CON WAY INC		2010-08-25	2011-02-04
340 HAWAIIAN HLDGS INC		2009-04-16	2011-02-04
18 FINISAR CORPORATION		2010-12-03	2011-02-07
123 HARMONIC INC		2009-01-30	2011-02-07
43 SMITHFIELD FOODS INC		2009-09-21	2011-02-08
18 EMERGENCY MEDICAL SERVICES A		2007-12-28	2011-02-09
328 REPUBLIC AIRWAYS HOLDINGS IN		2010-11-23	2011-02-09
87 TRIQUINT SEMICONDUCTOR INC		2009-10-21	2011-02-09
83 TRIQUINT SEMICONDUCTOR INC		2009-10-23	2011-02-10
16 EQUINIX INC		2010-09-27	2011-02-11
99 SMITHFIELD FOODS INC		2009-09-21	2011-02-11
69 SMITHFIELD FOODS INC		2010-07-23	2011-02-11
93 DARDEN RESTAURANTS INC		2009-10-19	2011-02-14
27 DARDEN RESTAURANTS INC		2011-01-14	2011-02-14
45 AMERICAN TOWER CORP		2007-12-28	2011-02-15
20 EMERGENCY MEDICAL SERVICES A		2010-05-05	2011-02-15
53 EMERGENCY MEDICAL SERVICES A		2007-12-28	2011-02-15
26 VEECO INSTRS INC DEL		2010-05-28	2011-02-15
271 DOUGLAS EMMITT INC		2010-12-03	2011-02-18
89 RANGE RESOURCES CORP		2009-11-30	2011-02-18
29 RANGE RESOURCES CORP		2010-08-19	2011-02-18
17 DECKERS OUTDOOR CORP		2008-11-07	2011-02-22
144 QUALITY SYSTEMS INC		2008-11-11	2011-02-22
25 ROCK TENN CO CL A		2011-01-25	2011-02-22
55 ABERCROMBIE & FITCH CO CL A		2010-05-17	2011-02-23
19 ABERCROMBIE & FITCH CO CL A		2009-05-11	2011-02-23
31 GULFPORT ENERGY CORP		2010-08-02	2011-02-23
74 BRADY CORPORATION CL A		2009-11-16	2011-02-24

Form 990PF Part IV - Capital Gains and Losses for Tax on Investment Income - Columns a - d

(a) List and describe the kind(s) of property sold (e g , real estate, 2-story brick warehouse, or common stock, 200 shs MLC Co)	(b) How acquired P—Purchase D—Donation	(c) Date acquired (mo , day, yr)	(d) Date sold (mo , day, yr)
194 BROCADE COMMUNICATIONS SYS		2010-11-09	2011-02-24
55 BRADY CORPORATION CL A		2009-09-15	2011-02-25
34 BRADY CORPORATION CL A		2010-06-22	2011-02-25
117 GRAFTECH INTL LTD		2010-01-05	2011-02-25
29 LANDSTAR SYS INC		2009-06-18	2011-02-25
38 STONE ENERGY CORP		2010-08-05	2011-02-25
11 99986 TELEDYNE TECHNOLOGIES INC		2007-12-28	2011-02-25
25 00014 TELEDYNE TECHNOLOGIES INC		2007-12-28	2011-02-25
13 DECKERS OUTDOOR CORP		2008-11-07	2011-02-28
31 HUNT J B TRANS SVCS INC		2010-02-04	2011-02-28
22 LANDSTAR SYS INC		2009-08-28	2011-02-28
17 LANDSTAR SYS INC		2010-06-24	2011-02-28
331 ALCATEL LUCENT A D R		2010-04-14	2011-03-01
95 THE MADISON SQUARE GARDEN COMPANY		2010-12-07	2011-03-01
35 OMNI VISION TECHNOLOGIES INC		2010-12-07	2011-03-01
79 GULFPORT ENERGY CORP		2010-08-02	2011-03-03
113 INTERNATIONAL COAL GROUP INC		2010-12-15	2011-03-03
79 THE MADISON SQUARE GARDEN COMPANY		2010-12-06	2011-03-03
58 STONE ENERGY CORP		2010-08-05	2011-03-03
193 WOODWARD INC		2009-03-30	2011-03-03
27 LSB INDS INC		2009-06-02	2011-03-07
497 APAC TELESERVICES INC		2010-11-12	2011-03-10
21 MWI VETERINARY SUPPLY INC		2007-12-28	2011-03-10
58 MASTEC INC		2009-07-02	2011-03-10
48 OPLINK COMMUNICATIONS INC		2009-03-26	2011-03-10
197 OPLINK COMMUNICATIONS INC		2010-12-03	2011-03-10
49 ROCK TENN CO CL A		2011-01-25	2011-03-10
146 ALCATEL LUCENT A D R		2010-04-14	2011-03-14
89 ALCATEL LUCENT A D R		2011-01-12	2011-03-14
268 GRAFTECH INTL LTD		2010-02-24	2011-03-14

Form 990PF Part IV - Capital Gains and Losses for Tax on Investment Income - Columns a - d

(a) List and describe the kind(s) of property sold (e g , real estate, 2-story brick warehouse, or common stock, 200 shs MLC Co)	(b) How acquired P—Purchase D—Donation	(c) Date acquired (mo , day, yr)	(d) Date sold (mo , day, yr)
149 INTERNATIONAL COAL GROUP INC		2010-03-12	2011-03-14
11 JAMES RIV COAL CO		2010-03-11	2011-03-14
50 JAMES RIV COAL CO		2011-01-27	2011-03-14
30 KOPPERS HLDGS INC		2011-02-22	2011-03-14
11 KOPPERS HLDGS INC		2010-01-22	2011-03-14
233 NU SKIN ENTERPRISES INC - A		2010-10-29	2011-03-14
32 NU SKIN ENTERPRISES INC - A		2011-02-03	2011-03-14
79 PROLOGIS		2009-10-05	2011-03-14
23 TUPPERWARE BRANDS CORP		2007-12-28	2011-03-14
45 PLATINUM UNDERWRITER HLDGS		2010-08-05	2011-03-14
62 PLATINUM UNDERWRITER HLDGS		2007-12-28	2011-03-14
13 NEWMARKET CORP		2010-01-21	2011-03-15
38 NEWMARKET CORP		2010-02-18	2011-03-16
27 HUNT J B TRANS SVCS INC		2007-12-28	2011-03-18
326 AVNET INC		2010-02-12	2011-03-21
478 SYNOVUS FINL CORP		2010-04-30	2011-03-21
308 BRIGHTPOINT INC		2009-07-17	2011-03-23
124 MASCO CORP		2010-12-13	2011-03-23
60 GAMESTOP CORP CL A		2008-08-22	2011-03-24
35 SYNnex CORP		2010-10-29	2011-03-25
2000 BEMIS COMPANY INC		2004-12-20	2011-03-28
3000 CISCO SYS INC		2000-01-06	2011-03-28
1000 CLOROX CO		2003-10-09	2011-03-28
4000 EMERSON ELEC CO		2000-01-06	2011-03-28
6000 EXXON MOBIL CORP		1998-11-08	2011-03-28
200000 F H L M C M T N 5 250% 7/18/11		2006-07-21	2011-03-28
4000 GENERAL ELEC CO		1998-11-08	2011-03-28
4000 GENERAL MILLS INC		1998-11-08	2011-03-28
2675 HSBC HOLDINGS PLC SPONS A D R		2000-02-14	2011-03-28
1500 HONEYWELL INTERNATIONAL INC		1998-11-08	2011-03-28

Form 990PF Part IV - Capital Gains and Losses for Tax on Investment Income - Columns a - d

(a) List and describe the kind(s) of property sold (e g , real estate, 2-story brick warehouse, or common stock, 200 shs MLC Co)	(b) How acquired P—Purchase D—Donation	(c) Date acquired (mo , day, yr)	(d) Date sold (mo , day, yr)
5000 INTEL CORP		2004-11-12	2011-03-28
3000 JOHNSON & JOHNSON		2000-01-06	2011-03-28
5000 MEDTRONIC INC		1998-11-08	2011-03-28
3000 MICROSOFT CORP		2000-03-13	2011-03-28
1000 NEXTERA ENERGY INC		2000-01-06	2011-03-28
1000 NORFOLK SOUTHN CORP		1998-11-08	2011-03-28
1000 P G E CORP		2006-06-09	2011-03-28
4000 PFIZER INC		1998-11-08	2011-03-28
2000 PROCTER & GAMBLE CO		2003-05-29	2011-03-28
2000 TARGET CORPORATION		1998-11-08	2011-03-28
1500 3M CO		1998-11-08	2011-03-28
6000 WELLS FARGO CO		2002-02-06	2011-03-28
215 ALCATEL LUCENT A D R		2011-01-12	2011-03-29
191 CANADIAN PACIFIC RAILWAY LTD		2009-06-23	2011-03-29
1000 EMERSON ELEC CO		2000-02-14	2011-03-29
2000 GENERAL MILLS INC		2000-01-06	2011-03-29
500 HONEYWELL INTERNATIONAL INC		1998-11-08	2011-03-29
1000 NEXTERA ENERGY INC		2000-01-06	2011-03-29
1000 P G E CORP		2006-06-09	2011-03-29
1000 PFIZER INC		1998-11-08	2011-03-29
1000 BEMIS COMPANY INC		2004-12-20	2011-03-30
500 CLOROX CO		2003-10-09	2011-03-30
1000 EXXON MOBIL CORP		1998-11-08	2011-03-30
19304 103 NUVEEN CORE BOND FD CL Y		2009-09-24	2011-03-30
1000 GENERAL ELEC CO		1998-11-08	2011-03-30
1000 MEDTRONIC INC		1998-11-08	2011-03-30
1000 TARGET CORPORATION		1998-11-08	2011-03-30
238 ALCATEL LUCENT A D R		2011-01-12	2011-03-31
17 CEPHALON INC		2008-06-19	2011-03-31
34 MEDIDATA SOLUTIONS INC		2011-02-09	2011-03-31

Form 990PF Part IV - Capital Gains and Losses for Tax on Investment Income - Columns a - d

(a) List and describe the kind(s) of property sold (e g , real estate, 2-story brick warehouse, or common stock, 200 shs MLC Co)	(b) How acquired P—Purchase D—Donation	(c) Date acquired (mo , day, yr)	(d) Date sold (mo , day, yr)
42 OWENS ILL INC		2010-03-03	2011-03-31
19 PHILLIPS VAN HEUSEN CORP		2007-12-28	2011-03-31
14 MILLICOM INTL CELLULAR SA		2010-12-23	2011-04-01
370 ALCATEL LUCENT A D R		2010-05-07	2011-04-04
265 ALCATEL LUCENT A D R		2011-01-12	2011-04-04
30 CELANESE CORP SER A		2009-07-17	2011-04-04
29 HUNT J B TRANS SVCS INC		2009-02-27	2011-04-04
141 PROLOGIS		2009-10-05	2011-04-04
179 PROLOGIS		2010-10-28	2011-04-04
796 SYNOVUS FINL CORP		2010-04-30	2011-04-04
9 WALTER ENERGY INC		2011-03-07	2011-04-04
113 CITY HLDG CO		2009-07-02	2011-04-07
41 LSB INDS INC		2009-06-02	2011-04-07
58 CONSTELLATION BRANDS INC A		2010-03-23	2011-04-08
9 WALTER ENERGY INC		2011-01-24	2011-04-11
17 SEAGATE TECHNOLOGY		2011-01-13	2011-04-11
67 SEAGATE TECHNOLOGY		2010-12-06	2011-04-11
72 SEAGATE TECHNOLOGY		2011-01-13	2011-04-12
15 SEAGATE TECHNOLOGY		2010-12-01	2011-04-12
28 BERRY PETE CO CL A		2009-05-21	2011-04-13
38 GULFPORT ENERGY CORP		2010-06-14	2011-04-13
66 SOLUTIA INC		2010-03-31	2011-04-13
37 STONE ENERGY CORP		2010-08-05	2011-04-13
32 NOBLE CORP		2010-11-09	2011-04-13
5 STIFEL FINL CORP		2010-03-19	2011-04-14
13 MILLICOM INTL CELLULAR SA		2011-02-10	2011-04-14
62 HUNT J B TRANS SVCS INC		2010-08-13	2011-04-15
3 HUNT J B TRANS SVCS INC		2009-02-27	2011-04-15
36 SILGAN HLDGS INC		2007-12-28	2011-04-18
127 NOBLE CORP		2010-11-09	2011-04-18

Form 990PF Part IV - Capital Gains and Losses for Tax on Investment Income - Columns a - d

(a) List and describe the kind(s) of property sold (e g , real estate, 2-story brick warehouse, or common stock, 200 shs MLC Co)	(b) How acquired P—Purchase D—Donation	(c) Date acquired (mo , day, yr)	(d) Date sold (mo , day, yr)
40 MILLICOM INTL CELLULAR SA		2010-12-14	2011-04-18
1 MILLICOM INTL CELLULAR SA		2011-02-10	2011-04-18
262 ARM HLDGS PLC A D R		2010-06-29	2011-04-19
47 CITRIX SYS INC		2007-12-28	2011-04-19
11 COACH INC		2009-11-03	2011-04-19
18 DRESSER RAND GROUP INC		2011-01-31	2011-04-19
19 FMC TECHNOLOGIES INC		2009-06-23	2011-04-19
5 HITTITE MICROWAVE CORP		2009-09-22	2011-04-19
115 INFORMATICA CORP		2009-02-25	2011-04-19
68 INTERCONTINENTAL EXCHANGE INC		2009-06-23	2011-04-19
17 MICROS SYS INC		2008-02-12	2011-04-19
24 NORDSON CORP		2010-04-26	2011-04-19
21 OIL STATES INTERNATIONAL INC		2010-08-09	2011-04-19
11 PANERA BREAD COMPANY CL A		2010-01-28	2011-04-19
54 PERRIGO CO		2008-11-25	2011-04-19
36 SIGNATURE BK		2008-09-25	2011-04-19
56 STONE ENERGY CORP		2010-08-05	2011-04-19
69 ULTA SALON COSMETICS & FRAGRANCE		2011-01-13	2011-04-19
33 CORE LABORATORIES N V		2007-12-28	2011-04-19
13 KANSAS CITY SOUTHERN		2009-04-28	2011-04-25
176 SAVVIS INC		2011-02-22	2011-04-28
146 FOREST LABS INC		2010-03-15	2011-05-03
441 INTERNATIONAL COAL GROUP INC		2010-03-15	2011-05-03
63 MULTI FINELINE ELECTRONIX INC		2010-11-01	2011-05-03
157 PAREXEL INTL CORP		2010-11-05	2011-05-04
52 RENASANT CORP		2010-01-26	2011-05-04
51 RENASANT CORP		2011-01-19	2011-05-04
9 ENERGIZER HOLDINGS INC		2010-12-01	2011-05-05
18 ENERGIZER HOLDINGS INC		2011-01-12	2011-05-05
471 ARM HLDGS PLC A D R		2010-06-29	2011-05-06

Form 990PF Part IV - Capital Gains and Losses for Tax on Investment Income - Columns a - d

(a) List and describe the kind(s) of property sold (e g , real estate, 2-story brick warehouse, or common stock, 200 shs MLC Co)	(b) How acquired P—Purchase D—Donation	(c) Date acquired (mo , day, yr)	(d) Date sold (mo , day, yr)
187 CITRIX SYS INC		2007-12-28	2011-05-06
22 GARDNER DENVER INC		2010-03-08	2011-05-06
11 INTUITIVE SURGICAL INC		2011-04-19	2011-05-06
27 INTUITIVE SURGICAL INC		2009-06-23	2011-05-06
32 LITTELFUSE INC		2010-10-12	2011-05-06
19 MAXIMUS INC		2010-12-03	2011-05-06
19 WORLD ACCEP CORP		2011-03-10	2011-05-06
9 HERTZ GLOBAL HOLDINGS INC		2010-10-25	2011-05-10
71 HERTZ GLOBAL HOLDINGS INC		2011-02-16	2011-05-10
21 MWI VETERINARY SUPPLY INC		2007-12-28	2011-05-11
50 MAGELLAN HEALTH SVCS INC		2010-03-01	2011-05-11
150 PAREXEL INTL CORP		2010-12-01	2011-05-11
14 TRIUMPH GROUP INC		2011-05-10	2011-05-11
107 WMS INDS INC		2010-03-18	2011-05-11
27 WMS INDS INC		2010-08-25	2011-05-11
75 WMS INDS INC		2011-04-13	2011-05-11
86 GAMESTOP CORP CL A		2009-05-01	2011-05-16
24 CARPENTER TECHNOLOGY CORP		2011-01-27	2011-05-17
127 GLIMCHER REALTY TRUST		2009-09-21	2011-05-19
1000 GENERAL ELEC CO		1998-11-08	2011-05-20
500 GENERAL MILLS INC		2000-01-06	2011-05-20
338 GLIMCHER REALTY TRUST		2009-10-06	2011-05-20
183 GLIMCHER REALTY TRUST		2011-02-18	2011-05-20
1000 INTEL CORP		2004-11-01	2011-05-20
500 JOHNSON & JOHNSON		1998-11-08	2011-05-20
1000 PFIZER INC		1998-11-08	2011-05-20
1000 TARGET CORPORATION		1998-11-08	2011-05-20
500 3M CO		1998-11-08	2011-05-20
28 IBERIA BANK CORPORATION		2010-03-04	2011-05-26
72 ALLEGiant TRAVEL CO		2010-09-28	2011-06-01

Form 990PF Part IV - Capital Gains and Losses for Tax on Investment Income - Columns a - d

(a) List and describe the kind(s) of property sold (e g , real estate, 2-story brick warehouse, or common stock, 200 shs MLC Co)	(b) How acquired P—Purchase D—Donation	(c) Date acquired (mo , day, yr)	(d) Date sold (mo , day, yr)
128 ASHFORD HOSPITALITY TR INC		2011-02-28	2011-06-01
62 CEPHALON INC		2009-10-08	2011-06-01
24 CEPHALON INC		2010-07-08	2011-06-01
65 CINEMARK HLDGS INC		2010-04-22	2011-06-01
19 MWI VETERINARY SUPPLY INC		2007-12-28	2011-06-01
77 SALLY BEAUTY COMPANY		2011-03-16	2011-06-01
26 VEECO INSTRS INC DEL		2010-03-05	2011-06-01
70 AGCO CORP		2010-05-21	2011-06-02
61 AGCO CORP		2011-05-25	2011-06-02
206 ADOBE SYS INC		2011-03-17	2011-06-02
121 AIRGAS INC		2011-04-04	2011-06-02
176 ALERE INC		2010-11-02	2011-06-02
70 ALPHA NATURAL RESOURCES INC		2011-04-08	2011-06-02
90 AMERICAN TOWER CORP		2007-12-28	2011-06-02
25 AMERICAN TOWER CORP		2011-03-28	2011-06-02
163 BALLY TECHNOLOGIES INC		2011-05-11	2011-06-02
661 BROCADE COMMUNICATIONS SYS		2010-02-24	2011-06-02
1375 BROCADE COMMUNICATIONS SYS		2011-01-03	2011-06-02
313 CBS CORP CLASS B NON VOTING		2009-10-16	2011-06-02
69 CBS CORP CLASS B NON VOTING		2011-02-01	2011-06-02
178 CIT GROUP INC		2011-04-15	2011-06-02
199 CABLEVISION SYSTEMS NY GROUP CL A		2010-04-21	2011-06-02
79 CAMERON INTL CORP		2011-04-29	2011-06-02
305 CAREFUSION CORPORATION		2011-01-18	2011-06-02
124 CARPENTER TECHNOLOGY CORP		2011-02-10	2011-06-02
118 CELANESE CORP SER A		2009-07-17	2011-06-02
77 COMERICA INC		2011-01-19	2011-06-02
163 COMERICA INC		2010-03-10	2011-06-02
87 CONSOL ENERGY INC		2010-11-24	2011-06-02
22 CONSOL ENERGY INC		2010-03-29	2011-06-02

Form 990PF Part IV - Capital Gains and Losses for Tax on Investment Income - Columns a - d

(a) List and describe the kind(s) of property sold (e g , real estate, 2-story brick warehouse, or common stock, 200 shs MLC Co)	(b) How acquired P—Purchase D—Donation	(c) Date acquired (mo , day, yr)	(d) Date sold (mo , day, yr)
246 CONSTELLATION BRANDS INC A		2010-03-23	2011-06-02
59 CONSTELLATION BRANDS INC A		2011-01-13	2011-06-02
246 CROWN CASTLE INTL CORP		2008-11-25	2011-06-02
101 DOVER CORP		2010-10-25	2011-06-02
59 ENERGIZER HOLDINGS INC		2010-12-01	2011-06-02
193 ENERSYS		2011-02-09	2011-06-02
93 ENSCO PLC SPON ADR		2011-04-18	2011-06-02
67 EQUINIX INC		2011-04-29	2011-06-02
66 F M C CORPORATION		2009-10-30	2011-06-02
16 F M C CORPORATION		2011-01-12	2011-06-02
138 GAMESTOP CORP CL A		2010-03-09	2011-06-02
58 GAMESTOP CORP CL A		2011-01-07	2011-06-02
202 HARTFORD FINANCIAL SERVICES GRP INC		2009-08-24	2011-06-02
105 HARTFORD FINANCIAL SERVICES GRP INC		2010-08-30	2011-06-02
587 HERTZ GLOBAL HOLDINGS INC		2010-10-25	2011-06-02
448 HOLOGIC INC		2010-05-06	2011-06-02
275 HOLOGIC INC		2010-11-11	2011-06-02
95 JANUS CAPITAL GROUP INC		2010-08-30	2011-06-02
294 JANUS CAPITAL GROUP INC		2010-12-23	2011-06-02
638 JANUS CAPITAL GROUP INC		2010-05-10	2011-06-02
30 KANSAS CITY SOUTHERN		2010-08-23	2011-06-02
71 KANSAS CITY SOUTHERN		2009-04-28	2011-06-02
896 KEYCORP NEW		2010-05-07	2011-06-02
24 LANDSTAR SYS INC		2010-03-11	2011-06-02
89 LANDSTAR SYS INC		2010-11-05	2011-06-02
144 LASALLE HOTEL PROPERTIES		2011-05-03	2011-06-02
143 LINCOLN NATL CORP IND		2010-08-26	2011-06-02
194 LINCOLN NATL CORP IND		2010-05-21	2011-06-02
403 MANITOWOC COMPANY INC		2011-04-25	2011-06-02
443 MASCO CORP		2010-10-26	2011-06-02

Form 990PF Part IV - Capital Gains and Losses for Tax on Investment Income - Columns a - d

(a) List and describe the kind(s) of property sold (e g , real estate, 2-story brick warehouse, or common stock, 200 shs MLC Co)	(b) How acquired P—Purchase D—Donation	(c) Date acquired (mo , day, yr)	(d) Date sold (mo , day, yr)
634 MONSTER WORLDWIDE INC		2011-05-20	2011-06-02
170 MYLAN INC		2011-05-03	2011-06-02
148 N I I HOLDINGS INC		2011-04-18	2011-06-02
210 N I I HOLDINGS INC		2009-06-01	2011-06-02
116 OWENS ILL INC		2010-11-09	2011-06-02
256 OWENS ILL INC		2010-02-01	2011-06-02
36 OWENS ILL INC		2010-08-13	2011-06-02
217 PENN NATL GAMING INC		2011-01-10	2011-06-02
157 PETROHAWK ENERGY CORP		2009-09-09	2011-06-02
122 PETROHAWK ENERGY CORP		2010-11-24	2011-06-02
305 PHARMACEUTICAL PROD DEV INC		2010-03-26	2011-06-02
19 PHILLIPS VAN HEUSEN CORP		2011-01-10	2011-06-02
86 PHILLIPS VAN HEUSEN CORP		2008-07-21	2011-06-02
1026 R F MICRO DEVICES INC		2011-05-02	2011-06-02
535 REGAL ENTERTAINMENT GROUP A		2011-03-28	2011-06-02
649 REGIONS FINL CORP		2009-07-22	2011-06-02
571 SANDRIDGE ENERGY INC		2011-02-18	2011-06-02
477 SPIRIT AEROSYSTEMS HOLDINGS INC		2011-05-03	2011-06-02
342 STEEL DYNAMICS INC		2011-03-16	2011-06-02
76 SUNTRUST BKS INC		2011-03-22	2011-06-02
251 SUNTRUST BKS INC		2009-06-22	2011-06-02
331 TITANIUM METALS CORPORATION		2011-04-27	2011-06-02
109 TRIUMPH GROUP INC		2011-05-23	2011-06-02
176 UNIVERSAL HEALTH SVCS INC CL B		2010-09-17	2011-06-02
91 VARIAN MED SYS INC		2010-03-05	2011-06-02
128 VISTEON CORP		2011-05-17	2011-06-02
44 WALTER ENERGY INC		2011-01-24	2011-06-02
103 WHITING PETROLEUM CORP		2011-03-29	2011-06-02
219 WYNDHAM WORLDWIDE CORP		2010-04-30	2011-06-02
81 WYNDHAM WORLDWIDE CORP		2010-12-16	2011-06-02

Form 990PF Part IV - Capital Gains and Losses for Tax on Investment Income - Columns a - d

(a) List and describe the kind(s) of property sold (e g , real estate, 2-story brick warehouse, or common stock, 200 shs MLC Co)	(b) How acquired P—Purchase D—Donation	(c) Date acquired (mo , day, yr)	(d) Date sold (mo , day, yr)
192 ZIONS BANCORPORATION		2010-08-23	2011-06-02
130 ZIONS BANCORPORATION		2009-08-12	2011-06-02
136 INGERSOLL RAND PLC		2011-04-27	2011-06-02
256 INVESCO LTD		2010-03-11	2011-06-02
52 INVESCO LTD		2011-04-29	2011-06-02
402 MARVELL TECHNOLOGY GROUP LTD		2011-03-24	2011-06-02
288 NABORS INDUSTRIES LTD		2011-03-30	2011-06-02
549 SEAGATE TECHNOLOGY		2010-12-01	2011-06-02
257 WEATHERFORD INTERNATIONAL LTD		2011-03-30	2011-06-02
173 WEATHERFORD INTERNATIONAL LTD		2010-02-23	2011-06-02
54 AMTRUST FINANCIAL SERVICES		2010-05-18	2011-06-06
21 BANK OF THE OZARKS INC		2010-12-22	2011-06-07
25 SIGNATURE BK		2010-04-27	2011-06-07
361 COLONIAL PPOPERTIES TRUST		2010-08-16	2011-06-09
113 SILGAN HLDGS INC		2009-09-14	2011-06-10
542 NETSCOUT SYS INC		2011-04-19	2011-06-15
42 STIFEL FINL CORP		2011-04-19	2011-06-15
259 STIFEL FINL CORP		2010-03-19	2011-06-15
64 MIDDLEBY CORP		2007-12-28	2011-06-22
143 GT SOLAR INTERNATIONAL INC		2010-12-06	2011-06-24
76 VIEWPOINT FINL GROUP INC		2011-01-19	2011-06-24
100000 AT & T CORP 7 300% 11/15/11		2008-10-27	2011-06-27
127 ENTEGRIS INC		2011-02-23	2011-06-30
184 VIEWPOINT FINL GROUP INC		2011-01-19	2011-07-08
113 VIEWPOINT FINL GROUP INC		2010-12-15	2011-07-12
28 NETGEAR INC		2010-09-23	2011-07-14
21 BUFFALO WILD WINGS INC		2010-10-15	2011-07-15
34 ARCTIC CAT INC		2011-03-14	2011-07-21
57 ULTA SALON COSMETICS & FRAGRANCE		2011-01-13	2011-07-21
27 ARCTIC CAT INC		2011-03-14	2011-07-22

Form 990PF Part IV - Capital Gains and Losses for Tax on Investment Income - Columns a - d

(a) List and describe the kind(s) of property sold (e g , real estate, 2-story brick warehouse, or common stock, 200 shs MLC Co)	(b) How acquired P—Purchase D—Donation	(c) Date acquired (mo , day, yr)	(d) Date sold (mo , day, yr)
387 ENTEGRIS INC		2011-07-14	2011-07-22
28 ARCTIC CAT INC		2011-03-14	2011-07-25
40 VOLTERRA SEMICONDUCTOR CORP		2010-09-27	2011-07-27
59 JAMES RIV COAL CO		2011-05-06	2011-08-09
197 JAMES RIV COAL CO		2010-03-19	2011-08-09
152 KAPSTONE PAPER & PACKAGING CORP		2011-02-22	2011-08-09
221 SCHULMAN A INC		2010-01-07	2011-08-09
260 COOPER TIRE & RUBR CO		2011-01-26	2011-08-10
12 DECKERS OUTDOOR CORP		2008-11-07	2011-08-11
2 DECKERS OUTDOOR CORP		2011-01-26	2011-08-11
17 PERRY ELLIS INTERNATIONAL		2011-01-03	2011-08-11
38 UMB FINL CORP		2011-05-03	2011-08-11
22 VEECO INSTRS INC DEL		2010-03-05	2011-08-11
20 VEECO INSTRS INC DEL		2011-06-22	2011-08-11
26 00012 PERRY ELLIS INTERNATIONAL		2011-03-03	2011-08-12
31 99988 PERRY ELLIS INTERNATIONAL		2011-03-03	2011-08-12
290 KAPSTONE PAPER & PACKAGING CORP		2011-06-22	2011-08-16
48 DECKERS OUTDOOR CORP		2011-01-26	2011-08-18
54 AMTRUST FINANCIAL SERVICES		2010-05-18	2011-08-19
20 CASH AMERICA INTL INC		2011-06-09	2011-08-19
31 I B E R I A B A N K CORPORATION		2011-03-17	2011-08-19
70 I B E R I A B A N K CORPORATION		2010-07-23	2011-08-19
184 ARCTIC CAT INC		2011-03-15	2011-08-24
96 MASTEC INC		2010-03-19	2011-08-24
79 MULTI FINELINE ELECTRONIX INC		2010-10-18	2011-08-24
26 TELEDYNE TECHNOLOGIES INC		2007-12-28	2011-08-24
352 KENNAMETAL INC		2011-04-19	2011-08-25
38 J2 GLOBAL COMMUNICATONS INC		2010-08-18	2011-08-26
180 OMNI VISION TECHNOLOGIES INC		2011-02-25	2011-08-29
202 ALLEGHENY TECHNOLOGIES INC		2010-01-22	2011-08-31

Form 990PF Part IV - Capital Gains and Losses for Tax on Investment Income - Columns a - d

(a) List and describe the kind(s) of property sold (e g , real estate, 2-story brick warehouse, or common stock, 200 shs MLC Co)	(b) How acquired P—Purchase D—Donation	(c) Date acquired (mo , day, yr)	(d) Date sold (mo , day, yr)
250 COHERENT INC		2011-04-19	2011-08-31
24 V F CORP		2007-12-28	2011-09-01
29 CORE LABORATORIES N V		2007-12-28	2011-09-01
56 AMTRUST FINANCIAL SERVICES		2009-08-12	2011-09-15
510 FERRO CORP		2011-06-07	2011-09-15
169 G I I I APPAREL GROUP LTD		2011-02-04	2011-09-15
308 TRIQUINT SEMICONDUCTOR INC		2010-04-30	2011-09-15
210 TRIQUINT SEMICONDUCTOR INC		2011-07-25	2011-09-15
164 NORTHWEST BANCSHARES INC MD		2010-10-25	2011-09-19
104 R F MICRO DEVICES INC		2011-02-10	2011-09-19
100000 AT & T CORP 7 300% 11/15/11		2008-10-27	2011-09-21
30 FINISAR CORPORATION		2010-12-03	2011-09-21
44 99603 R F MICRO DEVICES INC		2010-12-14	2011-09-22
56 00397 R F MICRO DEVICES INC		2011-02-10	2011-09-22
20 CASH AMERICA INTL INC		2011-06-09	2011-09-27
92 COMPLETE PRODUCTION SERVICES		2011-02-03	2011-09-27
73 KOPPERS HLDGS INC		2011-06-13	2011-09-27
81 KOPPERS HLDGS INC		2010-01-22	2011-09-27
28 B E AEROSPACE INC		2011-02-25	2011-09-29
42 LSB INDS INC		2009-06-02	2011-09-29
21 TRIUMPH GROUP INC		2010-09-07	2011-09-29
35 CARDTRONICS INC		2010-11-09	2011-09-30
144 GOODRICH CORP		2011-06-23	2011-09-30
69 DARLING INTL INC		2011-07-22	2011-10-04
45 GENERAL CABLE CORPORATION		2011-04-07	2011-10-04
143 COMPLETE PRODUCTION SERVICES		2011-02-07	2011-10-10
42 SCRIPPS NETWORKS INTERACTIVE INC		2011-04-19	2011-10-10
231 SCRIPPS NETWORKS INTERACTIVE INC		2010-09-24	2011-10-10
100000 AT & T CORP 7 300% 11/15/11		2008-10-27	2011-10-11
60 CLECO CORPORATION		2011-04-19	2011-10-20

Form 990PF Part IV - Capital Gains and Losses for Tax on Investment Income - Columns a - d

(a) List and describe the kind(s) of property sold (e g , real estate, 2-story brick warehouse, or common stock, 200 shs MLC Co)	(b) How acquired P—Purchase D—Donation	(c) Date acquired (mo , day, yr)	(d) Date sold (mo , day, yr)
19 PROASSURANCE CORPORATION		2008-04-25	2011-10-20
36 CLECO CORPORATION		2011-04-19	2011-10-28
54 HEALTHSPRING INC		2011-05-11	2011-10-28
30 IDACORP INC		2010-05-21	2011-10-28
25 TELEDYNE TECHNOLOGIES INC		2010-11-05	2011-11-01
60 TELEDYNE TECHNOLOGIES INC		2009-07-02	2011-11-01
32 GULFPORT ENERGY CORP		2010-06-14	2011-11-07
42 CARDTRONICS INC		2010-11-09	2011-11-15
58 SALLY BEAUTY COMPANY		2011-10-12	2011-11-17
94 PERRY ELLIS INTERNATIONAL		2011-03-03	2011-11-18
104 SALLY BEAUTY COMPANY		2011-10-12	2011-11-18
119 HEALTHSPRING INC		2011-08-10	2011-12-01
50 BANK OF THE OZARKS INC		2010-12-22	2011-12-02
53 PROTECTIVE LIFE CORP		2011-09-15	2011-12-06
94 INVACARE CORP		2011-04-18	2011-12-09
50 CLECO CORPORATION		2011-08-19	2011-12-13
34 IDACORP INC		2010-05-21	2011-12-13
10 IDACORP INC		2011-10-04	2011-12-13
95 INVACARE CORP		2011-04-18	2011-12-13
54 MWI VETERINARY SUPPLY INC		2008-10-10	2011-12-23
159 MEDICIS PHARMACEUTICAL CORP CL A		2011-06-01	2011-12-23
78 NORTHWEST BANCSHARES INC MD		2010-10-14	2011-12-23
56 TENNECO AUTOMOTIVE INC		2011-07-15	2011-12-23
100000 JPMORGAN 24MO 200% EEM 12/30/11		2009-12-22	2011-12-30
100000 JPMORGAN 24MO 200% EFA 12/30/11		2009-12-22	2011-12-30
CAPITAL GAIN DIVIDENDS	P		

Form 990PF Part IV - Capital Gains and Losses for Tax on Investment Income - Columns e - h

(e) Gross sales price	(f) Depreciation allowed (or allowable)	(g) Cost or other basis plus expense of sale	(h) Gain or (loss) (e) plus (f) minus (g)
1,206		979	227
449		396	53
4,049		3,371	678
1,039		1,113	-74
518		469	49
2,416		1,752	664
1,285		193	1,092
3,613		2,232	1,381
2,394		2,077	317
1,777		1,653	124
1,227		726	501
1,218		870	348
1,333		647	686
593		86	507
3,161		1,949	1,212
1,143		828	315
1,257		704	553
1,218		1,549	-331
1,186		843	343
1,207		835	372
1,260		624	636
17,070		10,747	6,323
9,919		8,210	1,709
12,971		6,186	6,785
827		882	-55
3,134		2,589	545
1,561		360	1,201
2,331		1,691	640
1,235		1,037	198
5,095		4,750	345

Form 990PF Part IV - Capital Gains and Losses for Tax on Investment Income - Columns e - h

(e) Gross sales price	(f) Depreciation allowed (or allowable)	(g) Cost or other basis plus expense of sale	(h) Gain or (loss) (e) plus (f) minus (g)
1,850		1,483	367
4,025		2,517	1,508
961		909	52
1,232		843	389
1,235		669	566
1,076		1,199	-123
3,926		2,865	1,061
3,379		2,354	1,025
737		982	-245
760		823	-63
2,361		2,665	-304
1,292		939	353
1,296		953	343
436		513	-77
1,396		1,563	-167
11,346		8,149	3,197
1,231		841	390
1,262		1,164	98
11,323		10,417	906
963		324	639
1,245		1,177	68
1,314		943	371
630		474	156
2,123		2,190	-67
1,310		1,147	163
4,526		2,845	1,681
1,184		639	545
1,260		1,151	109
1,474		954	520
2,670		1,315	1,355

Form 990PF Part IV - Capital Gains and Losses for Tax on Investment Income - Columns e - h

(e) Gross sales price	(f) Depreciation allowed (or allowable)	(g) Cost or other basis plus expense of sale	(h) Gain or (loss) (e) plus (f) minus (g)
3,997		3,737	260
2,603		2,565	38
2,208		1,943	265
2,261		1,796	465
718		435	283
1,198		1,095	103
957		594	363
1,261		520	741
2,063		2,629	-566
1,170		723	447
1,076		511	565
1,470		1,545	-75
2,226		1,368	858
1,551		982	569
4,577		3,111	1,466
1,329		1,246	83
2,521		1,910	611
1,258		1,073	185
3,335		1,530	1,805
1,344		1,010	334
5,030		4,504	526
4,308		3,946	362
1,404		1,008	396
1,561		414	1,147
11,303		5,681	5,622
1,717		1,499	218
3,072		2,221	851
1,061		487	574
893		431	462
2,571		2,221	350

Form 990PF Part IV - Capital Gains and Losses for Tax on Investment Income - Columns e - h

(e) Gross sales price	(f) Depreciation allowed (or allowable)	(g) Cost or other basis plus expense of sale	(h) Gain or (loss) (e) plus (f) minus (g)
1,178		1,232	-54
1,905		1,647	258
1,177		957	220
2,355		1,902	453
1,267		1,052	215
1,060		536	524
627		651	-24
1,307		1,356	-49
1,153		316	837
1,293		949	344
981		772	209
758		679	79
1,605		1,132	473
2,671		2,333	338
1,096		1,117	-21
2,244		1,076	1,168
1,145		617	528
2,305		1,876	429
1,686		819	867
6,246		4,038	2,208
933		475	458
2,871		2,715	156
1,602		847	755
1,110		703	407
1,050		399	651
4,311		3,337	974
3,249		2,937	312
765		499	266
466		286	180
5,405		3,979	1,426

Form 990PF Part IV - Capital Gains and Losses for Tax on Investment Income - Columns e - h

(e) Gross sales price	(f) Depreciation allowed (or allowable)	(g) Cost or other basis plus expense of sale	(h) Gain or (loss) (e) plus (f) minus (g)
1,450		672	778
224		197	27
1,019		1,098	-79
1,101		1,247	-146
404		326	78
6,660		6,432	228
915		974	-59
1,204		907	297
1,339		763	576
1,640		1,785	-145
2,260		2,227	33
1,836		1,547	289
5,407		3,887	1,520
1,161		757	404
10,601		8,853	1,748
1,186		1,496	-310
3,047		1,614	1,433
1,714		1,581	133
1,328		2,615	-1,287
1,113		1,025	88
64,313		57,167	7,146
51,809		148,781	-96,972
69,649		45,868	23,781
230,956		122,826	108,130
503,222		168,767	334,455
203,071		198,974	4,097
78,638		119,979	-41,341
146,357		73,469	72,888
139,632		170,913	-31,281
87,636		66,050	21,586

Form 990PF Part IV - Capital Gains and Losses for Tax on Investment Income - Columns e - h

(e) Gross sales price	(f) Depreciation allowed (or allowable)	(g) Cost or other basis plus expense of sale	(h) Gain or (loss) (e) plus (f) minus (g)
102,198		184,705	-82,507
177,207		127,514	49,693
194,104		160,000	34,104
76,649		166,606	-89,957
54,089		21,749	32,340
68,689		33,500	35,189
43,889		40,712	3,177
80,918		144,354	-63,436
121,958		91,608	30,350
99,078		44,953	54,125
138,762		60,305	78,457
190,316		120,580	69,736
1,208		690	518
12,048		11,854	194
56,879		23,249	33,630
72,979		33,977	39,002
29,324		22,017	7,307
54,609		21,749	32,860
43,509		40,712	2,797
20,210		36,089	-15,879
32,269		28,584	3,685
35,204		22,934	12,270
84,158		28,128	56,030
219,681		200,000	19,681
19,930		29,995	-10,065
39,501		32,000	7,501
49,709		22,477	27,232
1,345		764	581
1,279		1,202	77
866		915	-49

Form 990PF Part IV - Capital Gains and Losses for Tax on Investment Income - Columns e - h

(e) Gross sales price	(f) Depreciation allowed (or allowable)	(g) Cost or other basis plus expense of sale	(h) Gain or (loss) (e) plus (f) minus (g)
1,269		1,248	21
1,217		713	504
1,353		1,317	36
2,142		962	1,180
1,534		851	683
1,370		676	694
1,312		626	686
2,256		1,613	643
2,864		2,169	695
1,990		2,491	-501
1,234		1,176	58
4,050		3,957	93
1,615		721	894
1,253		945	308
1,264		1,096	168
269		242	27
1,059		998	61
1,120		1,024	96
233		206	27
1,386		494	892
1,248		518	730
1,623		1,099	524
1,195		522	673
1,394		1,239	155
23		19	4
1,265		1,177	88
2,963		2,073	890
143		61	82
1,647		939	708
5,256		4,328	928

Form 990PF Part IV - Capital Gains and Losses for Tax on Investment Income - Columns e - h

(e) Gross sales price	(f) Depreciation allowed (or allowable)	(g) Cost or other basis plus expense of sale	(h) Gain or (loss) (e) plus (f) minus (g)
3,822		3,557	265
96		91	5
7,375		3,327	4,048
3,383		1,779	1,604
609		360	249
925		814	111
869		338	531
304		194	110
5,878		1,515	4,363
8,112		12,683	-4,571
842		598	244
1,287		923	364
1,610		959	651
1,349		794	555
4,728		1,764	2,964
1,988		1,299	689
1,770		790	980
3,401		2,564	837
3,127		2,057	1,070
689		199	490
6,901		5,704	1,197
4,979		5,000	-21
6,342		1,984	4,358
1,642		1,541	101
3,704		3,430	274
812		791	21
796		854	-58
666		645	21
1,332		1,305	27
13,735		5,981	7,754

Form 990PF Part IV - Capital Gains and Losses for Tax on Investment Income - Columns e - h

(e) Gross sales price	(f) Depreciation allowed (or allowable)	(g) Cost or other basis plus expense of sale	(h) Gain or (loss) (e) plus (f) minus (g)
15,421		7,077	8,344
1,822		1,002	820
3,833		3,988	-155
9,409		7,252	2,157
1,957		1,368	589
1,517		1,200	317
1,285		1,115	170
151		99	52
1,189		1,154	35
1,716		847	869
2,540		2,098	442
3,664		3,012	652
1,383		1,331	52
3,581		3,913	-332
904		974	-70
2,510		2,614	-104
2,248		3,320	-1,072
1,219		1,025	194
1,207		439	768
19,860		29,995	-10,135
19,887		8,494	11,393
3,238		1,051	2,187
1,753		1,685	68
23,428		22,460	968
32,969		20,496	12,473
20,910		36,089	-15,179
49,969		22,477	27,492
47,284		20,102	27,182
1,604		1,602	2
3,227		3,083	144

Form 990PF Part IV - Capital Gains and Losses for Tax on Investment Income - Columns e - h

(e) Gross sales price	(f) Depreciation allowed (or allowable)	(g) Cost or other basis plus expense of sale	(h) Gain or (loss) (e) plus (f) minus (g)
1,765		1,405	360
4,941		3,748	1,193
1,913		1,372	541
1,381		1,229	152
1,576		766	810
1,263		1,045	218
1,443		934	509
3,524		1,939	1,585
3,071		3,058	13
6,967		6,180	787
8,152		7,778	374
6,766		5,054	1,712
3,695		4,021	-326
4,911		3,820	1,091
1,364		1,258	106
6,437		6,703	-266
4,640		4,536	104
9,652		7,285	2,367
8,620		4,066	4,554
1,900		1,319	581
7,691		7,428	263
6,925		4,642	2,283
3,700		4,178	-478
8,535		7,668	867
6,474		5,263	1,211
5,952		2,403	3,549
2,634		2,885	-251
5,576		4,979	597
4,397		3,157	1,240
1,112		951	161

Form 990PF Part IV - Capital Gains and Losses for Tax on Investment Income - Columns e - h

(e) Gross sales price	(f) Depreciation allowed (or allowable)	(g) Cost or other basis plus expense of sale	(h) Gain or (loss) (e) plus (f) minus (g)
5,265		3,316	1,949
1,263		1,141	122
10,231		5,883	4,348
6,493		5,268	1,225
4,444		4,035	409
6,445		6,386	59
5,069		5,139	-70
6,705		5,838	867
5,422		3,521	1,901
1,314		1,233	81
3,795		3,011	784
1,595		1,201	394
5,191		3,515	1,676
2,699		2,254	445
9,069		6,026	3,043
9,238		6,556	2,682
5,670		4,509	1,161
912		907	5
2,823		3,515	-692
6,125		8,336	-2,211
1,725		1,016	709
4,083		1,021	3,062
7,258		5,405	1,853
1,106		958	148
4,100		3,377	723
3,786		4,018	-232
4,020		3,407	613
5,453		4,921	532
6,938		6,380	558
6,140		4,880	1,260

Form 990PF Part IV - Capital Gains and Losses for Tax on Investment Income - Columns e - h

(e) Gross sales price	(f) Depreciation allowed (or allowable)	(g) Cost or other basis plus expense of sale	(h) Gain or (loss) (e) plus (f) minus (g)
9,117		8,625	492
3,927		3,960	-33
6,364		5,856	508
9,030		6,328	2,702
3,613		3,189	424
7,974		4,964	3,010
1,121		926	195
8,511		7,505	1,006
4,099		3,649	450
3,185		2,011	1,174
8,549		6,266	2,283
1,254		1,127	127
5,676		3,177	2,499
6,156		6,781	-625
6,802		7,023	-221
4,180		2,493	1,687
6,338		5,367	971
10,313		10,803	-490
5,708		6,428	-720
1,981		2,042	-61
6,544		3,295	3,249
6,037		6,474	-437
10,018		9,310	708
9,613		6,524	3,089
6,034		3,904	2,130
7,710		8,337	-627
5,436		3,969	1,467
6,760		6,332	428
7,450		5,186	2,264
2,756		2,364	392

Form 990PF Part IV - Capital Gains and Losses for Tax on Investment Income - Columns e - h

(e) Gross sales price	(f) Depreciation allowed (or allowable)	(g) Cost or other basis plus expense of sale	(h) Gain or (loss) (e) plus (f) minus (g)
4,372		3,881	491
2,960		2,168	792
6,533		6,371	162
5,983		4,756	1,227
1,215		1,303	-88
6,312		7,445	-1,133
7,825		7,759	66
8,949		6,309	2,640
4,983		5,037	-54
3,355		2,860	495
1,158		745	413
1,005		941	64
1,365		1,064	301
7,242		5,760	1,482
4,934		2,855	2,079
10,689		13,726	-3,037
1,531		1,882	-351
9,440		9,620	-180
5,861		4,862	999
2,122		1,154	968
1,015		957	58
102,483		100,236	2,247
1,279		1,048	231
2,522		2,086	436
1,555		1,271	284
1,153		746	407
1,409		1,043	366
536		488	48
3,745		2,118	1,627
423		368	55

Form 990PF Part IV - Capital Gains and Losses for Tax on Investment Income - Columns e - h

(e) Gross sales price	(f) Depreciation allowed (or allowable)	(g) Cost or other basis plus expense of sale	(h) Gain or (loss) (e) plus (f) minus (g)
3,508		3,079	429
431		381	50
1,020		896	124
786		1,353	-567
2,626		3,266	-640
1,975		2,618	-643
3,778		4,519	-741
2,994		5,984	-2,990
1,002		292	710
167		148	19
284		477	-193
1,305		1,600	-295
784		791	-7
712		996	-284
467		729	-262
574		898	-324
4,030		4,428	-398
3,748		2,987	761
1,170		719	451
1,034		1,024	10
1,391		1,740	-349
3,141		3,768	-627
2,624		2,498	126
1,861		1,221	640
1,441		1,873	-432
1,324		1,376	-52
12,065		13,514	-1,449
1,094		878	216
3,166		5,559	-2,393
10,003		8,926	1,077

Form 990PF Part IV - Capital Gains and Losses for Tax on Investment Income - Columns e - h

(e) Gross sales price	(f) Depreciation allowed (or allowable)	(g) Cost or other basis plus expense of sale	(h) Gain or (loss) (e) plus (f) minus (g)
10,865		13,819	-2,954
2,770		1,678	1,092
3,249		1,808	1,441
1,262		731	531
3,933		7,255	-3,322
3,900		5,408	-1,508
1,823		2,230	-407
1,243		2,317	-1,074
1,999		1,873	126
712		839	-127
100,700		100,236	464
655		609	46
306		359	-53
381		452	-71
1,071		995	76
1,990		2,612	-622
1,806		2,609	-803
2,003		2,397	-394
948		976	-28
1,296		738	558
1,067		747	320
817		616	201
17,404		13,253	4,151
785		1,268	-483
953		1,997	-1,044
3,968		3,901	67
1,614		2,071	-457
8,878		10,771	-1,893
100,651		100,236	415
2,116		2,052	64

Form 990PF Part IV - Capital Gains and Losses for Tax on Investment Income - Columns e - h

(e) Gross sales price	(f) Depreciation allowed (or allowable)	(g) Cost or other basis plus expense of sale	(h) Gain or (loss) (e) plus (f) minus (g)
1,454		1,007	447
1,348		1,231	117
2,922		2,334	588
1,236		963	273
1,337		1,082	255
3,209		2,065	1,144
1,134		436	698
1,095		740	355
1,154		973	181
1,261		3,033	-1,772
2,019		1,418	601
6,484		4,649	1,835
1,393		1,120	273
1,184		915	269
1,499		2,951	-1,452
1,808		1,699	109
1,402		1,091	311
412		377	35
1,474		2,983	-1,509
3,597		1,903	1,694
5,310		5,931	-621
974		888	86
1,651		2,375	-724
100,000		100,000	
100,000		100,000	
			27

Form 990PF Part IV - Capital Gains and Losses for Tax on Investment Income - Columns i - l

Complete only for assets showing gain in column (h) and owned by the foundation on 12/31/69			(l) Gains (Col (h) gain minus col (k), but not less than -0-) or Losses (from col (h))
(i) F M V as of 12/31/69	(j) Adjusted basis as of 12/31/69	(k) Excess of col (i) over col (j), if any	
			227
			53
			678
			-74
			49
			664
			1,092
			1,381
			317
			124
			501
			348
			686
			507
			1,212
			315
			553
			-331
			343
			372
			636
			6,323
			1,709
			6,785
			-55
			545
			1,201
			640
			198
			345

Form 990PF Part IV - Capital Gains and Losses for Tax on Investment Income - Columns i - l

Complete only for assets showing gain in column (h) and owned by the foundation on 12/31/69			(l) Gains (Col (h) gain minus col (k), but not less than -0-) or Losses (from col (h))
(i) F M V as of 12/31/69	(j) Adjusted basis as of 12/31/69	(k) Excess of col (i) over col (j), if any	
			367
			1,508
			52
			389
			566
			-123
			1,061
			1,025
			-245
			-63
			-304
			353
			343
			-77
			-167
			3,197
			390
			98
			906
			639
			68
			371
			156
			-67
			163
			1,681
			545
			109
			520
			1,355

Form 990PF Part IV - Capital Gains and Losses for Tax on Investment Income - Columns i - l

Complete only for assets showing gain in column (h) and owned by the foundation on 12/31/69			(l) Gains (Col (h) gain minus col (k), but not less than -0-) or Losses (from col (h))
(i) F M V as of 12/31/69	(j) Adjusted basis as of 12/31/69	(k) Excess of col (i) over col (j), if any	
			260
			38
			265
			465
			283
			103
			363
			741
			-566
			447
			565
			-75
			858
			569
			1,466
			83
			611
			185
			1,805
			334
			526
			362
			396
			1,147
			5,622
			218
			851
			574
			462
			350

Form 990PF Part IV - Capital Gains and Losses for Tax on Investment Income - Columns i - l

Complete only for assets showing gain in column (h) and owned by the foundation on 12/31/69			(l) Gains (Col (h) gain minus col (k), but not less than -0-) or Losses (from col (h))
(i) F M V as of 12/31/69	(j) Adjusted basis as of 12/31/69	(k) Excess of col (i) over col (j), if any	
			-54
			258
			220
			453
			215
			524
			-24
			-49
			837
			344
			209
			79
			473
			338
			-21
			1,168
			528
			429
			867
			2,208
			458
			156
			755
			407
			651
			974
			312
			266
			180
			1,426

Form 990PF Part IV - Capital Gains and Losses for Tax on Investment Income - Columns i - l

Complete only for assets showing gain in column (h) and owned by the foundation on 12/31/69			(l) Gains (Col (h) gain minus col (k), but not less than -0-) or Losses (from col (h))
(i) F M V as of 12/31/69	(j) Adjusted basis as of 12/31/69	(k) Excess of col (i) over col (j), if any	
			778
			27
			-79
			-146
			78
			228
			-59
			297
			576
			-145
			33
			289
			1,520
			404
			1,748
			-310
			1,433
			133
			-1,287
			88
			7,146
			-96,972
			23,781
			108,130
			334,455
			4,097
			-41,341
			72,888
			-31,281
			21,586

Form 990PF Part IV - Capital Gains and Losses for Tax on Investment Income - Columns i - l

Complete only for assets showing gain in column (h) and owned by the foundation on 12/31/69			(l) Gains (Col (h) gain minus col (k), but not less than -0-) or Losses (from col (h))
(i) FMV as of 12/31/69	(j) Adjusted basis as of 12/31/69	(k) Excess of col (i) over col (j), if any	
			-82,507
			49,693
			34,104
			-89,957
			32,340
			35,189
			3,177
			-63,436
			30,350
			54,125
			78,457
			69,736
			518
			194
			33,630
			39,002
			7,307
			32,860
			2,797
			-15,879
			3,685
			12,270
			56,030
			19,681
			-10,065
			7,501
			27,232
			581
			77
			-49

Form 990PF Part IV - Capital Gains and Losses for Tax on Investment Income - Columns i - l

Complete only for assets showing gain in column (h) and owned by the foundation on 12/31/69			(l) Gains (Col (h) gain minus col (k), but not less than -0-) or Losses (from col (h))
(i) F M V as of 12/31/69	(j) Adjusted basis as of 12/31/69	(k) Excess of col (i) over col (j), if any	
			21
			504
			36
			1,180
			683
			694
			686
			643
			695
			-501
			58
			93
			894
			308
			168
			27
			61
			96
			27
			892
			730
			524
			673
			155
			4
			88
			890
			82
			708
			928

Form 990PF Part IV - Capital Gains and Losses for Tax on Investment Income - Columns i - l

Complete only for assets showing gain in column (h) and owned by the foundation on 12/31/69			(l) Gains (Col (h) gain minus col (k), but not less than -0-) or Losses (from col (h))
(i) F M V as of 12/31/69	(j) Adjusted basis as of 12/31/69	(k) Excess of col (i) over col (j), if any	
			265
			5
			4,048
			1,604
			249
			111
			531
			110
			4,363
			-4,571
			244
			364
			651
			555
			2,964
			689
			980
			837
			1,070
			490
			1,197
			-21
			4,358
			101
			274
			21
			-58
			21
			27
			7,754

Form 990PF Part IV - Capital Gains and Losses for Tax on Investment Income - Columns i - l

Complete only for assets showing gain in column (h) and owned by the foundation on 12/31/69			(l) Gains (Col (h) gain minus col (k), but not less than -0-) or Losses (from col (h))
(i) FMV as of 12/31/69	(j) Adjusted basis as of 12/31/69	(k) Excess of col (i) over col (j), if any	
			8,344
			820
			-155
			2,157
			589
			317
			170
			52
			35
			869
			442
			652
			52
			-332
			-70
			-104
			-1,072
			194
			768
			-10,135
			11,393
			2,187
			68
			968
			12,473
			-15,179
			27,492
			27,182
			2
			144

Form 990PF Part IV - Capital Gains and Losses for Tax on Investment Income - Columns i - l

Complete only for assets showing gain in column (h) and owned by the foundation on 12/31/69			(l) Gains (Col (h) gain minus col (k), but not less than -0-) or Losses (from col (h))
(i) F M V as of 12/31/69	(j) Adjusted basis as of 12/31/69	(k) Excess of col (i) over col (j), if any	
			360
			1,193
			541
			152
			810
			218
			509
			1,585
			13
			787
			374
			1,712
			-326
			1,091
			106
			-266
			104
			2,367
			4,554
			581
			263
			2,283
			-478
			867
			1,211
			3,549
			-251
			597
			1,240
			161

Form 990PF Part IV - Capital Gains and Losses for Tax on Investment Income - Columns i - l

Complete only for assets showing gain in column (h) and owned by the foundation on 12/31/69			(l) Gains (Col (h) gain minus col (k), but not less than -0-) or Losses (from col (h))
(i) F M V as of 12/31/69	(j) Adjusted basis as of 12/31/69	(k) Excess of col (i) over col (j), if any	
			1,949
			122
			4,348
			1,225
			409
			59
			-70
			867
			1,901
			81
			784
			394
			1,676
			445
			3,043
			2,682
			1,161
			5
			-692
			-2,211
			709
			3,062
			1,853
			148
			723
			-232
			613
			532
			558
			1,260

Form 990PF Part IV - Capital Gains and Losses for Tax on Investment Income - Columns i - l

Complete only for assets showing gain in column (h) and owned by the foundation on 12/31/69			(l) Gains (Col (h) gain minus col (k), but not less than -0-) or Losses (from col (h))
(i) F M V as of 12/31/69	(j) Adjusted basis as of 12/31/69	(k) Excess of col (i) over col (j), if any	
			492
			-33
			508
			2,702
			424
			3,010
			195
			1,006
			450
			1,174
			2,283
			127
			2,499
			-625
			-221
			1,687
			971
			-490
			-720
			-61
			3,249
			-437
			708
			3,089
			2,130
			-627
			1,467
			428
			2,264
			392

Form 990PF Part IV - Capital Gains and Losses for Tax on Investment Income - Columns i - l

Complete only for assets showing gain in column (h) and owned by the foundation on 12/31/69			(l) Gains (Col (h) gain minus col (k), but not less than -0-) or Losses (from col (h))
(i) F M V as of 12/31/69	(j) Adjusted basis as of 12/31/69	(k) Excess of col (i) over col (j), if any	
			491
			792
			162
			1,227
			-88
			-1,133
			66
			2,640
			-54
			495
			413
			64
			301
			1,482
			2,079
			-3,037
			-351
			-180
			999
			968
			58
			2,247
			231
			436
			284
			407
			366
			48
			1,627
			55

Form 990PF Part IV - Capital Gains and Losses for Tax on Investment Income - Columns i - l

Complete only for assets showing gain in column (h) and owned by the foundation on 12/31/69			(l) Gains (Col (h) gain minus col (k), but not less than -0-) or Losses (from col (h))
(i) F M V as of 12/31/69	(j) Adjusted basis as of 12/31/69	(k) Excess of col (i) over col (j), if any	
			429
			50
			124
			-567
			-640
			-643
			-741
			-2,990
			710
			19
			-193
			-295
			-7
			-284
			-262
			-324
			-398
			761
			451
			10
			-349
			-627
			126
			640
			-432
			-52
			-1,449
			216
			-2,393
			1,077


Form 990PF Part IV - Capital Gains and Losses for Tax on Investment Income - Columns i - l

Complete only for assets showing gain in column (h) and owned by the foundation on 12/31/69			(l) Gains (Col (h) gain minus col (k), but not less than -0-) or Losses (from col (h))
(i) F M V as of 12/31/69	(j) Adjusted basis as of 12/31/69	(k) Excess of col (i) over col (j), if any	
			-2,954
			1,092
			1,441
			531
			-3,322
			-1,508
			-407
			-1,074
			126
			-127
			464
			46
			-53
			-71
			76
			-622
			-803
			-394
			-28
			558
			320
			201
			4,151
			-483
			-1,044
			67
			-457
			-1,893
			415
			64

Form 990PF Part IV - Capital Gains and Losses for Tax on Investment Income - Columns i - l

Complete only for assets showing gain in column (h) and owned by the foundation on 12/31/69			(l) Gains (Col (h) gain minus col (k), but not less than -0-) or Losses (from col (h))
(i) F M V as of 12/31/69	(j) Adjusted basis as of 12/31/69	(k) Excess of col (i) over col (j), if any	
			447
			117
			588
			273
			255
			1,144
			698
			355
			181
			-1,772
			601
			1,835
			273
			269
			-1,452
			109
			311
			35
			-1,509
			1,694
			-621
			86
			-724

Form 990PF Part XV Line 3 - Grants and Contributions Paid During the Year or Approved for Future Payment

Recipient	If recipient is an individual, show any relationship to any foundation manager or substantial contributor	Foundation status of recipient	Purpose of grant or contribution	Amount
Name and address (home or business)				
a Paid during the year				
WILDERNESS INQUIRY808 14TH AVE SE MINNEAPOLIS,MN 55414	NONE	N/A	GENERAL	10,000
THE NATURE CONSERVANCY4245 FAIRFAX DR SUITE 100 ARLINGTON,VA 222031637	NONE	N/A	GENERAL	84,750
ANNANDALE PUBLIC SCHOOLS125 CHERRY AVE N Annandale,MN 55302	NONE	N/A	UNRESTRICTED	8,000
MINNESOTA ZOO FOUNDATION 13000 ZOO BLVD APPLE VALLEY,MN 551244621	NONE	PUBLIC	UNRESTRICTED	94,750
COURAGE CENTER3915 GOLDEN VALLEY RD GOLDEN VALLEY,MN 55422	NONE	N/A	UNRESTRICTED	84,750
MINNEAPOLIS INSTITUTE OF ARTS2400 3RD AVE S MINNEAPOLIS,MN 55404	NONE	N/A	GENERAL	42,375
MINNESOTA ORCHESTRAL ASSOCIATION1111 NICOLLET AVE MINNEAPOLIS,MN 55403	NONE	N/A	UNRESTRICTED	42,375
SCIENCE MUSEUM OF MINN120 KELLOGG BLVD W ST PAUL,MN 55101	NONE	PUBLIC	UNRESTRICTED	84,750
TWIN CITIES PUBLIC TV172 EAST FOURTH STREET St Paul,MN 55101	NONE	PUBLIC	UNRESTRICTED	89,081
HARTLEY NATURE CENTERPO BOX 3503 DULUTH,MN 55803	NONE	N/A	UNRESTRICTED	10,000
HAWK RIDGE BIRD OBSERVATORYPO BOX 3006 DULUTH,MN 558033006	NONE	N/A	GENERAL	7,200
THOMAS IRVINE DODGE NATURE CENTER365 MARIE AVE WEST WEST ST PAUL,MN 55118	NONE	N/A	GENERAL	40,000
UNIVERSITY OF MINNESOTA BELL MUSEUM10 CHURCH ST SE MINNEAPOLIS,MN 554550104	NONE	N/A	GENERAL	10,000
WOLF RIDGE ENVIRONMENTAL LEARNING CENTER6282 CRANBERRY RD FINLAND,MN 55603	NONE	N/A	GENERAL	38,300
COMO ZOO & CONSERVATORY SOCIETY1225 ESTABROOK DRIVE ST PAUL,MN 55103	NONE	N/A	GENERAL	25,000
PRAIRIE WETLAND LEARNING CENTERBOX 23 FERGUS FALLS,MN 56538	NONE	N/A	UNRESTRICTED	5,000
RAMSEY COUNTY HISTORICAL SOCIETY75 WEST FIFTH ST ST PAUL,MN 55102	NONE	N/A	GENERAL	2,500
WILL STEGER FOUNDATION2801 21ST AVE S SUITE 127 MINNEAPOLIS,MN 55407	NONE	N/A	GENERAL	25,000
THREE RIVERS PARK DISTRICT12615 COUNTY ROAD 9 PLYMOUTH,MN 55413	NONE	N/A	GENERAL	10,000
MINNESOTA LANDSCAPE ARBORETUM3675 ARBORETUM DRIVE CHASKA,MN 55318	NONE	N/A	GENERAL	8,000
LAKE SUPERIOR ZOOLOGICAL SOCIETY7210 FREMONT STREET DULUTH,MN 55807	N/A	NONE	GENERAL	37,500
MINNESOTA CHILDRENS MUSUEM 10 SOUTH 9TH STREET MINNEAPOLIS,MN 55102	NONE	N/A	GENERAL	10,000
BOYS AND GIRLS CLUB6500 NICOLLET MALL MINNEAPOLIS,MN 55423	NONE	N/A	GENERAL	10,000
Total  3a				779,331

**TY 2011 Investments Corporate
Bonds Schedule****Name:** DONALD WEESNER CHARITABLE TR UA 35417410**EIN:** 41-6463406

Name of Bond	End of Year Book Value	End of Year Fair Market Value
J P MORGAN CHASE & CO		
AT&T CORP		
NTAL RURAL UTIL	309,081	320,862
J P MORGAN CHASE & CO		
PEPSICO INC	301,017	318,975
GENERAL ELEC CAP	208,750	216,988
NUVEEN CORE BD FD		
NUVEEN HIGH INCOME BD	450,000	449,092
DUPONT EI NEMOUR	300,108	319,932
ONTARIO PROVINCE	218,138	229,908
BARCLAYS BANK PLC	200,000	175,120
CREDIT SUISSE COMM RET ST CO	500,000	423,834
INV BALANCE RISK COMM STR Y	300,000	269,258

TY 2011 Investments Corporate
Stock Schedule

Name: DONALD WEESNER CHARITABLE TR UA 35417410
EIN: 41-6463406

Name of Stock	End of Year Book Value	End of Year Fair Market Value
CISCO SYS INC	120,293	108,480
CLOROX CO	91,737	133,120
EMERSON ELEC CO	65,371	139,770
EXXON MOBIL CORP	112,511	339,040
GENERAL ELEC CO	299,365	179,100
GENERAL MILLS INC	90,457	222,255
HONEYWELL INTL INC	83,861	108,700
INTEL CORP	98,250	121,250
JOHNSON & JOHNSON	96,737	163,950
MEDTRONIC INC	96,000	114,750
MICROSOFT CORP	141,500	103,840
NORFOLK SOUTHN CORP	67,000	145,720
PFIZER INC	329,040	216,400
PROCTER & GAMBLE CO	137,412	200,130
TARGET CORP	134,860	307,320
WELLS FARGO & CO	131,241	192,920
3M CO	59,913	122,595
BEMIS INC	85,751	90,240
STATE STR CORP	136,319	120,930
P G & E CORP	122,136	123,660
ABERCROMBIE & FITCH CO		
AMERICAN TOWER CORP		
BRADY CORP CL A		
BRIGHTPOINT INC	4,806	6,940
CHURCH AND DWIGHT INC	10,144	15,558
CITRIX SYS INC		
CRANE CO	6,523	6,960
CROWN CASTLE INTL CORP		
EMERGENCY MED SVCS CORP CL A		
ENTERTAINMENT PPTYS TR	6,052	7,387

Name of Stock	End of Year Book Value	End of Year Fair Market Value
F M C CORP	12,269	13,594
I SHARES M S C I E A F E INDEX	698,338	433,388
I SHARES MSCI EMERGING MKTS	302,232	273,168
PLATINUM UNDERWRITER HLDG		
FOREST LABS INC		
GAMESTOP CORP CL A		
GARDNER DENVER INC	15,268	19,804
HUNT J B TRANS SVC INC		
IDEXX LABS INC	10,243	13,314
INTUITIVE SURGICAL INC		
KANSAS CITY SOUTHERN		
MICROS SYS INC	14,372	18,539
MIDDLEBY CORP		
MWI VETERINARY SUPPLY CO		
N I I HOLDINGS INC		
NOBLE ENERGY INC		
P M C SIERRA INC	5,428	4,590
PETROHAWK ENERGY CORP		
PHARMACEUTICAL PROD DEV INC		
PHILLIPS VAN HEUSEN CORP		
RANGE RESOURCES CORP		
REGAL ENTERTAINMENT GROUP A		
SILGAN HLDGS INC		
T ROWE PRICE GROUP INC	12,471	11,675
TELEDYNE TECH INC		
TUPPERWARE BRANDS CORP	4,655	6,604
V F CORP	7,877	13,969
VARIAN MED SYS INC		
WMS INDS INC		
WOODWARD GOVERNOR CO		

Name of Stock	End of Year Book Value	End of Year Fair Market Value
CANADIAN PACIFIC RAILWAY LTD		
CORE LABS N V	6,982	12,762
MARVELL TECH GROUP LTD		
MILLICAOM INTL CELLULAR S A		
ALLEGHENY TECHNOLOGIES		
OWENS ILL INC		
B E AEROSPACE INC	4,379	8,555
COACH INC	7,955	14,833
DECKER OUTDOOR CORP		
O REILLY AUTOMOTIVE INC	9,107	19,028
ENERGIZER HOLDINGS INC		
PERRIGO CO	4,465	14,984
CEPHALON INC		
CUBIST PHARMACEUTICALS INC		
HOLOGIC INC		
ICU MED INC	5,710	7,740
CITY HOLDING CO		
PROASSURANCE CORPORATION	6,692	9,179
REGIONS FINL CORP		
SIGNATURE BK	13,808	21,476
SUNTRUST BKS INC		
SVB FINL GROUP	2,596	5,246
SYNOVUS FINL CORP		
ZIONS BANCORPORATION		
HARMONIC INC	4,810	4,334
J2 GLOBAL COMMUNICATIONS INC	4,448	5,009
QUALITY SYSTEMS INC		
SYNNEX CORP	5,532	5,879
CELANSES CORP SER A		
ROCK TENN CO CL A	5,450	6,174

Name of Stock	End of Year Book Value	End of Year Fair Market Value
SCHULMAN A INC		
TITAN MACHY INC	5,790	5,672
AGCO CORP		
CON WAY INC		
FLOWSERVE CORP		
GEOEYE INC	8,474	6,022
GRAINGER W W INC	8,839	17,034
HAWAIIAN HLDGS INC		
LANDSTAR SYS INC		
BERRY PETE CO CL A	3,405	6,261
FMC TECHNOLOGIES INC	5,217	15,303
WHITING PETROLEUM CORP		
CBS CORP CLASS B		
DARDEN RESTAURANTS INC		
LAS VEGAS SANDS CORP		
WET SEAL INC CL A		
CONSTELLATION BRANDS INC A		
SMITHFIELD FOODS INC		
MEDNAX INC	18,579	20,235
ZIMMER HOLDINGS INC		
AMTRUST FINL SERV	2,582	4,821
BRANDYWINE REALTY TRUST	6,439	6,451
COMERICA INC		
DUPONT FABROS TECH	4,631	6,733
FLUSHING FINL CORP	2,574	4,585
GLIMCHER REALTY TRUST		
HARTFORD FINL SERV		
HSBC HOLDINGS PLC SPONS A D R		
JANUS CAPITAL GROUP INC		
KEYCORP		

Name of Stock	End of Year Book Value	End of Year Fair Market Value
LINCOLN NATL CORP IND		
MARSHALL & ILSLEY CORP		
PROLOGIS		
ENERSYS	3,223	5,168
GRAFTECH INTL LTD		
GT SOLAR INTL INC		
HITTITE MICROWAVE CORP	8,480	10,814
INFORMATICA CORP	3,479	9,750
JUPITER NETWORKS INC		
MASTEC INC	6,816	9,606
OPLINK COMM INC		
PERICOM SEMICONDUCTOR CORP	6,736	5,388
SKYWORKS SOLUTIONS INC	15,644	8,256
ENERGY SELECT SECTOR SPDR FD	50,569	62,217
CONSOL ENERGY INC		
FERRO CORP		
INTERNATIONAL COAL GROUP INC		
JAMES RTV COAL CO		
KAPSTONE PAPER & PACKAGING COR		
KOPPERS HLDGS INC		
LSB INDS INC	4,029	4,905
NEWMARKET CORP		
SMURFIT STONE CONTAINER ENTERP		
SOLUTIA INC	6,356	6,497
UNITED STATES STEEL CORP		
ALLEGiant TRAVEL CO		
APAC TELESERVICES INC		
CARDTRONICS INC	5,357	8,334
COINSTAR INC		
DONALDSON CO INC	10,318	15,795

Name of Stock	End of Year Book Value	End of Year Fair Market Value
DOVER CORP		
KENNAMETAL INC		
LITTLEFUSE INC	5,228	5,373
MANITOWOC COMPANY INC		
MASCO CORP		
MEASUREMENT SPECIALTIES INC	3,124	3,663
MONSTER WORLDWIDE INC		
NORDSON CORP	9,615	10,295
REPUBLIC AIRWAYS HOLDINGS INC		
SPIRIT AEROSYSTEMS HOLDINGS IN		
TRIUMPH GROUP INC	5,717	8,592
GULFPORT ENERGY CORP	4,357	7,333
NOBLE CORP		
OIL STATES INTERNATIONAL INC	4,563	7,332
STONE ENERGY CORP	5,039	7,518
WALTER ENERGY INC		
WEATHERFORD INTERNATIONAL LTD		
BUFFALO WILD WINGS INC	5,237	7,224
CABLEVISION SYSTEMS NY GROUP C		
CINEMARK HLDGS INC	7,956	8,154
G I I I APPARREL GROUP LTD		
GENTEX CORP	10,909	14,558
HERTZ GLOBAL HOLDINGS INC		
JO ANN STORES INC		
MADISON SQUARE GARDEN INC		
PANERA BREAD COMPANY	7,941	15,560
PENN NATIONAL GAMING INC		
ROSS STORES INC	10,594	18,156
SCRIPPS NETWORKS INTERACTIVE		
TEXAS ROADHOUSE INC	6,815	6,929

Name of Stock	End of Year Book Value	End of Year Fair Market Value
VISTEON CORP		
WYNDHAM WORLDWIDE CORP		
ALERE INC		
CAREFUSION CORP		
HANGER ORTHOPEDIC GROUP INC	5,305	5,700
HEALTH MGMT ASSOC INC NEW CL A	7,118	5,469
HMS HLDGS CORP	9,313	15,926
MAGELLAN HEALTH SVCS INC	4,473	5,293
MYLAN INC	11,044	12,404
NU SKIN ENTERPRISES INC - A		
PAREXEL INTL CORP		
UNITED NAT FOODS INC	9,772	12,563
UNIVERSAL HEALTH SVCS INC		
ASHFORD HOSPITALITY TR INC	7,005	5,336
BANK OF THE OZARKS INC	5,325	7,230
CIT GROUP INC		
COLONIAL PROPERTIES TR		
DOUGLAS EMMITT INC		
I B E R I A B A N K CORP		
INTERNATIONAL EXCHANGE INC		
INVESCO LTD		
LAKEVIEW FINANCIAL CORP		
NORTHWEST BANCSHARES INC MD	2,414	2,637
RENASANT CORP	4,277	4,305
STIFEL FINL CORP		
VIEWPOINT FINL GROUP INC		
IDACORP INC	6,038	7,125
NEXTERA ENERGY INC	43,498	121,760
ALCATEL LUCENT A D R		
ADOBE SYS INC		

Name of Stock	End of Year Book Value	End of Year Fair Market Value
ANSYS INC	13,684	14,950
ARM HLDGD PLC A D R		
ATHEROS COMMUNICATIONS INC		
AVNET INC		
BROCADE COMMUNICATIONS SYS		
ENTEGRIS INC	4,680	5,663
EQUINIX INC		
FINISAR CORP	4,606	4,337
INTERACTIVE INTELLIGENCE INC	3,310	4,126
MAXIMUS INC	6,908	8,973
MULTI FINELINE ELECTRONIX INC	5,521	5,055
NETGEAR INC	4,795	6,613
OMNI VISION TECH INC		
R F MICRO DEVICES INC	5,921	4,261
SEAGATE TECH		
TELLABS INC		
TRIQUINT SEMICOMDUCTOR INC		
VEECO INSTRS INC DEL	3,701	2,454
VOLTERRA SEMICONDUCTOR CORP	6,362	7,453
ADTRAN INC	15,209	10,345
AMERICAN AXLE & MFG HLDGS INC	4,836	5,568
AMERICAN EQUITY INVT LIFE	5,028	4,441
AMERICAN CASINOS INC	7,413	7,210
APTAR GROUP INC	13,092	14,086
ATWOOD OCEANICS INC	4,133	3,780
BUCKLE INC	12,675	13,078
CAMDEN PPTY TR	12,812	11,950
CASH AMERICA INTL INC	4,137	4,057
CENTENE CORP	7,840	8,947
CLECO CORP	6,091	7,087

Name of Stock	End of Year Book Value	End of Year Fair Market Value
CLOUD PEAK ENERGY INC	2,788	2,608
COMMUNITY BK SYS INC	3,754	4,087
CYBERONICS INC	5,848	5,796
DARLING INTL INC	5,794	4,505
DIGITAL GENERATION INC	7,712	3,206
DRESSER RAND GROUP INC	11,891	13,126
DSW INC CL A	7,420	7,648
ENERGEN CORP	14,105	11,450
GENERAL CABLE CORP	5,831	3,451
GENESEE & WYO INC CL A	13,495	13,933
GT ADVANCED TECHNOLOGIES INC	3,200	2,932
HEXCEL CORP NEW	12,107	13,437
HORMEL FOODS CORP	13,744	13,386
HORSEHEAD HOLDING CORP	2,799	2,757
KIRBY CORP	14,277	16,394
LAKELAND FINANCIAL CORP	4,269	5,252
LIFEPOINT HOSPITALS INC	6,134	5,312
MEDIDATE SOLUTIONS INC	7,064	6,003
MOLINA HEALTHCARE INC	4,105	4,042
PERRY ELLIS INTL	4,480	2,446
POLARIS INDS INC	5,495	7,949
PORTLAND GENERAL ELECTRIC CO	5,128	5,539
PROSPERITY BANCSHARES INC	6,354	6,093
PROTECTIVE LIFE CORP	5,470	7,242
RUE21 INC	3,727	3,542
SALLY BEAUTY CO	3,939	6,297
SIGMA ALDRICH CORP	13,119	12,117
SONIC AUTOMOTIVE INC CLASS A	7,125	7,464
SPIRIT AIRLINES INC	3,132	3,151
TAL INTL GROUP INC	6,815	5,499

Name of Stock	End of Year Book Value	End of Year Fair Market Value
TENNECO AUTOMOTIVE INC	4,391	3,365
TERADATA CORP DEL	13,962	12,516
TITAN INTL INC III	3,933	3,483
TWO HARBORS INVESTMENT CORP	6,651	5,701
ULTRA SALON COSMETICS & FRAGR	7,953	13,893
UMB FINL CORP	5,628	5,588
WESBANCO INC	3,443	3,290
WORLD ACCEP CORP	3,796	4,851
NUVEEN INTL SELECT FD	1,500,000	1,227,802

**TY 2011 Investments Government
Obligations Schedule****Name:** DONALD WEESNER CHARITABLE TR UA 35417410**EIN:** 41-6463406**US Government Securities - End of
Year Book Value:****US Government Securities - End of
Year Fair Market Value:****State & Local Government
Securities - End of Year Book
Value:****State & Local Government
Securities - End of Year Fair
Market Value:**

TY 2011 Investments - Other Schedule

Name: DONALD WEESNER CHARITABLE TR UA 35417410

EIN: 41-6463406

Category/ Item	Listed at Cost or FMV	Book Value	End of Year Fair Market Value
COAST DIVERSIFIED	AT COST	177,411	71,382
COMMON SENSE OFFSHORE LTD	AT COST	1,000,000	1,052,594
IDR CORE EQUITY RE STRATEGY	AT COST	496,755	521,715
MARATHON CREDIT OPP FD LTD	AT COST	500,000	454,259

TY 2011 Legal Fees Schedule

Name: DONALD WEESNER CHARITABLE TR UA 35417410

EIN: 41-6463406

Category	Amount	Net Investment Income	Adjusted Net Income	Disbursements for Charitable Purposes
LEGAL EXPENSES	1,692	846		846

TY 2011 Other Assets Schedule

Name: DONALD WEESNER CHARITABLE TR UA 35417410

EIN: 41-6463406

Description	Beginning of Year - Book Value	End of Year - Book Value	End of Year - Fair Market Value
GAIN ON PENDING SALE	1,777	0	0
ACCRUED INTEREST	2,473	3,651	3,651

TY 2011 Other Decreases Schedule**Name:** DONALD WEESNER CHARITABLE TR UA 35417410**EIN:** 41-6463406

Description	Amount
ROUNDING	7
PRIOR PERIOD RETURN OF CAPITAL ADJUSTMENT	101

TY 2011 Other Expenses Schedule**Name:** DONALD WEESNER CHARITABLE TR UA 35417410**EIN:** 41-6463406

Description	Revenue and Expenses per Books	Net Investment Income	Adjusted Net Income	Disbursements for Charitable Purposes
FEES	85	5		80
IDR CORE PARTNERSHIP	3,074	3,074		0
ADVISOR EXPENSES	260	0		260

TY 2011 Other Income Schedule

Name: DONALD WEESNER CHARITABLE TR UA 35417410

EIN: 41-6463406

Description	Revenue And Expenses Per Books	Net Investment Income	Adjusted Net Income
CLASS ACTION PROCEEDS	262	262	
IDR CORE PARTNERSHIP INCOME	6,890	6,890	

TY 2011 Other Liabilities Schedule

Name: DONALD WEESNER CHARITABLE TR UA 35417410

EIN: 41-6463406

Description	Beginning of Year - Book Value	End of Year - Book Value
RETURN OF CAPITAL ADJUSTMENT	594	521

TY 2011 Other Professional Fees Schedule

Name: DONALD WEESNER CHARITABLE TR UA 35417410

EIN: 41-6463406

Category	Amount	Net Investment Income	Adjusted Net Income	Disbursements for Charitable Purposes
ADVISORY SERVICES	10,500			10,500

TY 2011 Taxes Schedule**Name:** DONALD WEESNER CHARITABLE TR UA 35417410**EIN:** 41-6463406

Category	Amount	Net Investment Income	Adjusted Net Income	Disbursements for Charitable Purposes
FOREIGN TAXES	39	39		0
FEDERAL TAX PAYMENT - PRIOR YE	4,897	0		0
FEDERAL TAX	10,272	0		0
FOREIGN TAXES ON QUALIFIED FOR	6,417	6,417		0
FOREIGN TAXES ON NONQUALIFIED	92	92		0