



See a Social Security Number? Say Something!
Report Privacy Problems to <https://public.resource.org/privacy>
Or call the IRS Identity Theft Hotline at 1-800-908-4490



Return of Private Foundation
or Section 4947(a)(1) Nonexempt Charitable Trust
Treated as a Private Foundation

2011

Note. The foundation may be able to use a copy of this return to satisfy state reporting requirements

For calendar year 2011 or tax year beginning

, and ending

Name of foundation RUTH THOMAS WEINARD CHARITABLE TRUST BUSEY TRUST COMPANY, TRUSTEE		A Employer identification number 38-6821640
Number and street (or P.O. box number if mail is not delivered to street address) P.O. BOX 260	Room/suite	B Telephone number (217) 351-6500
City or town, state, and ZIP code CHAMPAIGN, IL 61824-0260		C If exemption application is pending, check here <input type="checkbox"/>
G Check all that apply <input type="checkbox"/> Initial return <input type="checkbox"/> Final return <input type="checkbox"/> Address change <input type="checkbox"/> Initial return of a former public charity <input type="checkbox"/> Amended return <input type="checkbox"/> Name change		D 1. Foreign organizations, check here <input type="checkbox"/> 2. Foreign organizations meeting the 85% test, check here and attach computation <input type="checkbox"/>
H Check type of organization <input checked="" type="checkbox"/> Section 501(c)(3) exempt private foundation <input type="checkbox"/> Section 4947(a)(1) nonexempt charitable trust <input type="checkbox"/> Other taxable private foundation		E If private foundation status was terminated under section 507(b)(1)(A), check here <input type="checkbox"/>
I Fair market value of all assets at end of year (from Part II, col. (c), line 16) \$ 498,110.	J Accounting method <input checked="" type="checkbox"/> Cash <input type="checkbox"/> Accrual <input type="checkbox"/> Other (specify) _____	F If the foundation is in a 60-month termination under section 507(b)(1)(B), check here <input type="checkbox"/>

Part I Analysis of Revenue and Expenses (The total of amounts in columns (b), (c), and (d) may not necessarily equal the amounts in column (a))		(a) Revenue and expenses per books	(b) Net investment income	(c) Adjusted net income	(d) Disbursements for charitable purposes (cash basis only)	
Revenue	1 Contributions, gifts, grants, etc., received			N/A		
	2 Check <input checked="" type="checkbox"/> if the foundation is not required to attach Sch. B					
	3 Interest on savings and temporary cash investments					
	4 Dividends and interest from securities	13,136.	13,136.		STATEMENT 1	
	5a Gross rents					
	b Net rental income or (loss)					
	6a Net gain or (loss) from sale of assets not on line 10	591.				
	b Gross sales price for all assets on line 6a	102,232.				
	7 Capital gain net income (from Part IV, line 2)		591.			
	8 Net short-term capital gain					
	9 Income modifications					
	10a Gross sales less returns and allowances					
b Less Cost of goods sold						
c Gross profit or (loss)						
11 Other income	8.	8.		STATEMENT 2		
12 Total. Add lines 1 through 11	13,735.	13,735.				
Operating and Administrative Expenses	13 Compensation of officers, directors, trustees, etc.	4,520.	4,520.		0.	
	14 Other employee salaries and wages					
	15 Pension plans, employee benefits					
	16a Legal fees					
	b Accounting fees	STMT 3	1,800.	1,800.		0.
	c Other professional fees					
	17 Interest					
	18 Taxes	STMT 4	86.	86.		0.
	19 Depreciation and depletion					
	20 Occupancy					
	21 Travel, conferences, and meetings					
	22 Printing and publications					
	23 Other expenses	STMT 5	65.	65.		0.
	24 Total operating and administrative expenses. Add lines 13 through 23		6,471.	6,471.		0.
	25 Contributions, gifts, grants paid		27,000.			27,000.
26 Total expenses and disbursements. Add lines 24 and 25		33,471.	6,471.		27,000.	
27 Subtract line 26 from line 12		<19,736.>				
a Excess of revenue over expenses and disbursements						
b Net investment income (if negative, enter -0-)			7,264.			
c Adjusted net income (if negative, enter -0-)				N/A		

RUTH THOMAS WEINARD CHARITABLE TRUST
BUSEY TRUST COMPANY, TRUSTEE

Form 990-PF (2011)

38-6821640

Page 2

Part II Balance Sheets Attached schedules and amounts in the description column should be for end-of-year amounts only

		Beginning of year	End of year	
		(a) Book Value	(b) Book Value	(c) Fair Market Value
Assets	1 Cash - non-interest-bearing			
	2 Savings and temporary cash investments	7,524.	13,876.	13,876.
	3 Accounts receivable ▶			
	Less allowance for doubtful accounts ▶			
	4 Pledges receivable ▶			
	Less allowance for doubtful accounts ▶			
	5 Grants receivable			
	6 Receivables due from officers, directors, trustees, and other disqualified persons			
	7 Other notes and loans receivable ▶			
	Less allowance for doubtful accounts ▶			
	8 Inventories for sale or use			
	9 Prepaid expenses and deferred charges			
	10a Investments - U S and state government obligations STMT 8	114,530.	151,664.	161,422.
	b Investments - corporate stock STMT 9	359,638.	296,638.	291,763.
	c Investments - corporate bonds STMT 10	30,557.	30,285.	31,049.
Liabilities	11 Investments - land, buildings, and equipment basis ▶			
	Less accumulated depreciation ▶			
	12 Investments - mortgage loans			
	13 Investments - other			
	14 Land, buildings, and equipment basis ▶			
	Less accumulated depreciation ▶			
	15 Other assets (describe ▶)			
	16 Total assets (to be completed by all filers)	512,249.	492,463.	498,110.
	17 Accounts payable and accrued expenses			
	18 Grants payable			
Net Assets or Fund Balances	19 Deferred revenue			
	20 Loans from officers, directors, trustees, and other disqualified persons			
	21 Mortgages and other notes payable			
	22 Other liabilities (describe ▶)			
	23 Total liabilities (add lines 17 through 22)	0.	0.	
Foundations that follow SFAS 117, check here and complete lines 24 through 26 and lines 30 and 31.	24 Unrestricted			
	25 Temporarily restricted			
	26 Permanently restricted			
	Foundations that do not follow SFAS 117, check here and complete lines 27 through 31. ▶ <input checked="" type="checkbox"/>			
	27 Capital stock, trust principal, or current funds	494,392.	494,392.	
	28 Paid-in or capital surplus, or land, bldg, and equipment fund	0.	0.	
	29 Retained earnings, accumulated income, endowment, or other funds	17,857.	<1,929.>	
	30 Total net assets or fund balances	512,249.	492,463.	
31 Total liabilities and net assets/fund balances		512,249.	492,463.	

Part III Analysis of Changes in Net Assets or Fund Balances

1 Total net assets or fund balances at beginning of year - Part II, column (a), line 30 (must agree with end-of-year figure reported on prior year's return)	1	512,249.
2 Enter amount from Part I, line 27a	2	<19,736.>
3 Other increases not included in line 2 (itemize) ▶ SEE STATEMENT 6	3	121.
4 Add lines 1, 2, and 3	4	492,634.
5 Decreases not included in line 2 (itemize) ▶ SEE STATEMENT 7	5	171.
6 Total net assets or fund balances at end of year (line 4 minus line 5) - Part II, column (b), line 30	6	492,463.

RUTH THOMAS WEINARD CHARITABLE TRUST
BUSEY TRUST COMPANY, TRUSTEE

38-6821640 Page 3

Part IV Capital Gains and Losses for Tax on Investment Income

(a) List and describe the kind(s) of property sold (e.g., real estate, 2-story brick warehouse, or common stock, 200 shs MLC Co.)	(b) How acquired P - Purchase D - Donation	(c) Date acquired (mo., day, yr.)	(d) Date sold (mo., day, yr.)
1a SEE ATTACHED DETAIL	P	01/01/01	12/31/11
b CAPITAL GAINS DIVIDENDS			
c			
d			
e			

(e) Gross sales price	(f) Depreciation allowed (or allowable)	(g) Cost or other basis plus expense of sale	(h) Gain or (loss) (e) plus (f) minus (g)
a 101,008.		101,641.	<633.>
b 1,224.			1,224.
c			
d			
e			

Complete only for assets showing gain in column (h) and owned by the foundation on 12/31/69

(i) FMV as of 12/31/69	(j) Adjusted basis as of 12/31/69	(k) Excess of col (i) over col (j), if any	(l) Gains (Col (h) gain minus col (k), but not less than -0-) or Losses (from col (h))
a			<633.>
b			1,224.
c			
d			
e			

2 Capital gain net income or (net capital loss)	2	591.
3 Net short-term capital gain or (loss) as defined in sections 1222(5) and (6) If gain, also enter in Part I, line 8, column (c) If (loss), enter -0- in Part I, line 8	3	N/A

Part V Qualification Under Section 4940(e) for Reduced Tax on Net Investment Income

(For optional use by domestic private foundations subject to the section 4940(a) tax on net investment income.)

If section 4940(d)(2) applies, leave this part blank

Was the foundation liable for the section 4942 tax on the distributable amount of any year in the base period?

☐ Yes ☒ No

If "Yes," the foundation does not qualify under section 4940(e). Do not complete this part.

1 Enter the appropriate amount in each column for each year, see instructions before making any entries

(a) Base period years Calendar year (or tax year beginning in)	(b) Adjusted qualifying distributions	(c) Net value of noncharitable-use assets	(d) Distribution ratio (col (b) divided by col (c))
2010	24,942.	497,385.	.050146
2009	49,231.	484,362.	.101641
2008	19,560.	558,014.	.035053
2007	13,813.	642,331.	.021504
2006	21,489.	494,525.	.043454

2 Total of line 1, column (d)	2	.251798
3 Average distribution ratio for the 5-year base period - divide the total on line 2 by 5, or by the number of years the foundation has been in existence if less than 5 years	3	.050360
4 Enter the net value of noncharitable-use assets for 2011 from Part X, line 5	4	522,762.
5 Multiply line 4 by line 3	5	26,326.
6 Enter 1% of net investment income (1% of Part I, line 27b)	6	73.
7 Add lines 5 and 6	7	26,399.
8 Enter qualifying distributions from Part XII, line 4 If line 8 is equal to or greater than line 7, check the box in Part VI, line 1b, and complete that part using a 1% tax rate See the Part VI instructions	8	27,000.

**RUTH THOMAS WEINARD CHARITABLE TRUST
BUSEY TRUST COMPANY, TRUSTEE**

Form 990-PF (2011)

38-6821640

Page 4

Part VI Excise Tax Based on Investment Income (Section 4940(a), 4940(b), 4940(e), or 4948 - see instructions)

1a Exempt operating foundations described in section 4940(d)(2), check here <input type="checkbox"/> and enter "N/A" on line 1 Date of ruling or determination letter _____ (attach copy of letter if necessary-see instructions)	1	73.												
b Domestic foundations that meet the section 4940(e) requirements in Part V, check here <input checked="" type="checkbox"/> and enter 1% of Part I, line 27b														
c All other domestic foundations enter 2% of line 27b. Exempt foreign organizations enter 4% of Part I, line 12, col. (b)														
2 Tax under section 511 (domestic section 4947(a)(1) trusts and taxable foundations only. Others enter -0-)	2	0.												
3 Add lines 1 and 2	3	73.												
4 Subtitle A (income) tax (domestic section 4947(a)(1) trusts and taxable foundations only. Others enter -0-)	4	0.												
5 Tax based on investment income. Subtract line 4 from line 3. If zero or less, enter -0-	5	73.												
6 Credits/Payments														
<table border="0" style="width:100%"> <tr> <td style="width:55%">a 2011 estimated tax payments and 2010 overpayment credited to 2011</td> <td style="width:5%; text-align:center">6a</td> <td style="width:40%; text-align:right">34.</td> </tr> <tr> <td>b Exempt foreign organizations - tax withheld at source</td> <td style="text-align:center">6b</td> <td></td> </tr> <tr> <td>c Tax paid with application for extension of time to file (Form 8868)</td> <td style="text-align:center">6c</td> <td></td> </tr> <tr> <td>d Backup withholding erroneously withheld</td> <td style="text-align:center">6d</td> <td></td> </tr> </table>	a 2011 estimated tax payments and 2010 overpayment credited to 2011	6a	34.	b Exempt foreign organizations - tax withheld at source	6b		c Tax paid with application for extension of time to file (Form 8868)	6c		d Backup withholding erroneously withheld	6d			
a 2011 estimated tax payments and 2010 overpayment credited to 2011	6a	34.												
b Exempt foreign organizations - tax withheld at source	6b													
c Tax paid with application for extension of time to file (Form 8868)	6c													
d Backup withholding erroneously withheld	6d													
7 Total credits and payments. Add lines 6a through 6d	7	34.												
8 Enter any penalty for underpayment of estimated tax. Check here <input type="checkbox"/> if Form 2220 is attached	8													
9 Tax due. If the total of lines 5 and 8 is more than line 7, enter amount owed	9	39.												
10 Overpayment. If line 7 is more than the total of lines 5 and 8, enter the amount overpaid	10													
11 Enter the amount of line 10 to be credited to 2012 estimated tax <input type="checkbox"/> Refunded <input type="checkbox"/>	11													

Part VII-A Statements Regarding Activities

		Yes	No
1a During the tax year, did the foundation attempt to influence any national, state, or local legislation or did it participate or intervene in any political campaign?	1a		X
b Did it spend more than \$100 during the year (either directly or indirectly) for political purposes (see instructions for definition)? If the answer is "Yes" to 1a or 1b , attach a detailed description of the activities and copies of any materials published or distributed by the foundation in connection with the activities.	1b		X
c Did the foundation file Form 1120-POL for this year?	1c		X
d Enter the amount (if any) of tax on political expenditures (section 4955) imposed during the year: (1) On the foundation <input type="checkbox"/> \$ 0. (2) On foundation managers <input type="checkbox"/> \$ 0.			
e Enter the reimbursement (if any) paid by the foundation during the year for political expenditure tax imposed on foundation managers <input type="checkbox"/> \$ 0.			
2 Has the foundation engaged in any activities that have not previously been reported to the IRS? If "Yes," attach a detailed description of the activities.	2		X
3 Has the foundation made any changes, not previously reported to the IRS, in its governing instrument, articles of incorporation, or bylaws, or other similar instruments? If "Yes," attach a conformed copy of the changes	3		X
4a Did the foundation have unrelated business gross income of \$1,000 or more during the year?	4a		X
b If "Yes," has it filed a tax return on Form 990-T for this year?	4b		
5 Was there a liquidation, termination, dissolution, or substantial contraction during the year? If "Yes," attach the statement required by General Instruction T.	5		X
6 Are the requirements of section 508(e) (relating to sections 4941 through 4945) satisfied either: • By language in the governing instrument, or • By state legislation that effectively amends the governing instrument so that no mandatory directions that conflict with the state law remain in the governing instrument?	6	X	
7 Did the foundation have at least \$5,000 in assets at any time during the year? If "Yes," complete Part II, col. (c), and Part XV.	7	X	
8a Enter the states to which the foundation reports or with which it is registered (see instructions) <input type="checkbox"/> IL			
b If the answer is "Yes" to line 7, has the foundation furnished a copy of Form 990-PF to the Attorney General (or designate) of each state as required by General Instruction G? If "No," attach explanation	8b	X	
9 Is the foundation claiming status as a private operating foundation within the meaning of section 4942(j)(3) or 4942(j)(5) for calendar year 2011 or the taxable year beginning in 2011 (see instructions for Part XIV)? If "Yes," complete Part XIV	9		X
10 Did any persons become substantial contributors during the tax year? If "Yes," attach a schedule listing their names and addresses	10		X

N/A

Form 990-PF (2011)

RUTH THOMAS WEINARD CHARITABLE TRUST

BUSEY TRUST COMPANY, TRUSTEE

38-6821640

Page 5

Form 990-PF (2011)

Part VII-A Statements Regarding Activities (continued)

11	At any time during the year, did the foundation, directly or indirectly, own a controlled entity within the meaning of section 512(b)(13)? If "Yes," attach schedule (see instructions)	11		X
12	Did the foundation make a distribution to a donor advised fund over which the foundation or a disqualified person had advisory privileges? If "Yes," attach statement (see instructions)	12		X
13	Did the foundation comply with the public inspection requirements for its annual returns and exemption application? Website address N/A	13	X	
14	The books are in care of BUSEY TRUST COMPANY, TRUSTEE Telephone no 217-351-6500 Located at 100 W. UNIVERSITY AVENUE, CHAMPAIGN, IL ZIP+4 61824			
15	Section 4947(a)(1) nonexempt charitable trusts filing Form 990-PF in lieu of Form 1041 - Check here <input type="checkbox"/> and enter the amount of tax-exempt interest received or accrued during the year 15 N/A			
16	At any time during calendar year 2011, did the foundation have an interest in or a signature or other authority over a bank, securities, or other financial account in a foreign country? See the instructions for exceptions and filing requirements for Form TD F 90-22.1 If "Yes," enter the name of the foreign country N/A	16	Yes	No
				X

Part VII-B Statements Regarding Activities for Which Form 4720 May Be Required

File Form 4720 if any item is checked in the "Yes" column, unless an exception applies.

		Yes	No
1a	During the year did the foundation (either directly or indirectly)		
(1)	Engage in the sale or exchange, or leasing of property with a disqualified person? <input type="checkbox"/> Yes <input checked="" type="checkbox"/> No		
(2)	Borrow money from, lend money to, or otherwise extend credit to (or accept it from) a disqualified person? <input type="checkbox"/> Yes <input checked="" type="checkbox"/> No		
(3)	Furnish goods, services, or facilities to (or accept them from) a disqualified person? <input type="checkbox"/> Yes <input checked="" type="checkbox"/> No		
(4)	Pay compensation to, or pay or reimburse the expenses of, a disqualified person? <input checked="" type="checkbox"/> Yes <input type="checkbox"/> No		
(5)	Transfer any income or assets to a disqualified person (or make any of either available for the benefit or use of a disqualified person)? <input type="checkbox"/> Yes <input checked="" type="checkbox"/> No		
(6)	Agree to pay money or property to a government official? (Exception. Check "No" if the foundation agreed to make a grant to or to employ the official for a period after termination of government service, if terminating within 90 days) <input type="checkbox"/> Yes <input checked="" type="checkbox"/> No		
b	If any answer is "Yes" to 1a(1)-(6), did any of the acts fail to qualify under the exceptions described in Regulations section 53.4941(d)-3 or in a current notice regarding disaster assistance (see instructions)? Organizations relying on a current notice regarding disaster assistance check here <input type="checkbox"/>	1b	X
c	Did the foundation engage in a prior year in any of the acts described in 1a, other than excepted acts, that were not corrected before the first day of the tax year beginning in 2011?	1c	X
2	Taxes on failure to distribute income (section 4942) (does not apply for years the foundation was a private operating foundation defined in section 4942(j)(3) or 4942(j)(5))		
a	At the end of tax year 2011, did the foundation have any undistributed income (lines 6d and 6e, Part XIII) for tax year(s) beginning before 2011? <input type="checkbox"/> Yes <input checked="" type="checkbox"/> No If "Yes," list the years N/A		
b	Are there any years listed in 2a for which the foundation is not applying the provisions of section 4942(a)(2) (relating to incorrect valuation of assets) to the year's undistributed income? (If applying section 4942(a)(2) to all years listed, answer "No" and attach statement - see instructions) N/A	2b	
c	If the provisions of section 4942(a)(2) are being applied to any of the years listed in 2a, list the years here N/A		
3a	Did the foundation hold more than a 2% direct or indirect interest in any business enterprise at any time during the year? <input type="checkbox"/> Yes <input checked="" type="checkbox"/> No		
b	If "Yes," did it have excess business holdings in 2011 as a result of (1) any purchase by the foundation or disqualified persons after May 26, 1969, (2) the lapse of the 5-year period (or longer period approved by the Commissioner under section 4943(c)(7)) to dispose of holdings acquired by gift or bequest, or (3) the lapse of the 10-, 15-, or 20-year first phase holding period? (Use Schedule C, Form 4720, to determine if the foundation had excess business holdings in 2011.) N/A	3b	
4a	Did the foundation invest during the year any amount in a manner that would jeopardize its charitable purposes?	4a	X
b	Did the foundation make any investment in a prior year (but after December 31, 1969) that could jeopardize its charitable purpose that had not been removed from jeopardy before the first day of the tax year beginning in 2011?	4b	X

Form 990-PF (2011)

Part VII-B Statements Regarding Activities for Which Form 4720 May Be Required (continued)

5a During the year did the foundation pay or incur any amount to

(1) Carry on propaganda, or otherwise attempt to influence legislation (section 4945(e))?

☐ Yes ☒ No

(2) Influence the outcome of any specific public election (see section 4955), or to carry on, directly or indirectly, any voter registration drive?

☐ Yes ☒ No

(3) Provide a grant to an individual for travel, study, or other similar purposes?

☐ Yes ☒ No

(4) Provide a grant to an organization other than a charitable, etc., organization described in section 509(a)(1), (2), or (3), or section 4940(d)(2)?

☐ Yes ☒ No

(5) Provide for any purpose other than religious, charitable, scientific, literary, or educational purposes, or for the prevention of cruelty to children or animals?

☐ Yes ☒ No

b If any answer is "Yes" to 5a(1)-(5), did any of the transactions fail to qualify under the exceptions described in Regulations section 53.4945 or in a current notice regarding disaster assistance (see instructions)?

N/A

5b

Organizations relying on a current notice regarding disaster assistance check here

☒

c If the answer is "Yes" to question 5a(4), does the foundation claim exemption from the tax because it maintained expenditure responsibility for the grant?

N/A

☐ Yes ☐ No

If "Yes," attach the statement required by Regulations section 53.4945-5(d).

6a Did the foundation, during the year, receive any funds, directly or indirectly, to pay premiums on a personal benefit contract?

☐ Yes ☒ No

6b

X

b Did the foundation, during the year, pay premiums, directly or indirectly, on a personal benefit contract?

If "Yes" to 6b, file Form 8870.

7a At any time during the tax year, was the foundation a party to a prohibited tax shelter transaction?

☐ Yes ☒ No

b If "Yes," did the foundation receive any proceeds or have any net income attributable to the transaction?

N/A

7b

Part VIII Information About Officers, Directors, Trustees, Foundation Managers, Highly Paid Employees, and Contractors

1 List all officers, directors, trustees, foundation managers and their compensation.

(a) Name and address	(b) Title, and average hours per week devoted to position	(c) Compensation (If not paid, enter -0-)	(d) Contributions to employee benefit plans and deferred compensation	(e) Expense account, other allowances
BUSEY TRUST COMPANY	TRUSTEE			
P.O. BOX 260				
CHAMPAIGN, IL 618240260	1.00	4,520.	0.	0.

2 Compensation of five highest-paid employees (other than those included on line 1). If none, enter "NONE."

(a) Name and address of each employee paid more than \$50,000	(b) Title, and average hours per week devoted to position	(c) Compensation	(d) Contributions to employee benefit plans and deferred compensation	(e) Expense account, other allowances
NONE				

Total number of other employees paid over \$50,000

0

Form 990-PF (2011)

0

Form **990-PF** (2011)

Part X Minimum Investment Return (All domestic foundations must complete this part. Foreign foundations, see instructions.)

1	Fair market value of assets not used (or held for use) directly in carrying out charitable, etc., purposes		
a	Average monthly fair market value of securities	1a	518,516.
b	Average of monthly cash balances	1b	12,207.
c	Fair market value of all other assets	1c	
d	Total (add lines 1a, b, and c)	1d	530,723.
e	Reduction claimed for blockage or other factors reported on lines 1a and 1c (attach detailed explanation)	1e	0.
2	Acquisition indebtedness applicable to line 1 assets	2	0.
3	Subtract line 2 from line 1d	3	530,723.
4	Cash deemed held for charitable activities. Enter 1 1/2% of line 3 (for greater amount, see instructions)	4	7,961.
5	Net value of noncharitable-use assets. Subtract line 4 from line 3. Enter here and on Part V, line 4	5	522,762.
6	Minimum investment return. Enter 5% of line 5	6	26,138.

Part XI Distributable Amount (see instructions) (Section 4942(j)(3) and (j)(5) private operating foundations and certain foreign organizations check here ☐ and do not complete this part)

1	Minimum investment return from Part X, line 6	1	26,138.
2a	Tax on investment income for 2011 from Part VI, line 5	2a	73.
b	Income tax for 2011 (This does not include the tax from Part VI)	2b	
c	Add lines 2a and 2b	2c	73.
3	Distributable amount before adjustments. Subtract line 2c from line 1	3	26,065.
4	Recoveries of amounts treated as qualifying distributions	4	0.
5	Add lines 3 and 4	5	26,065.
6	Deduction from distributable amount (see instructions)	6	0.
7	Distributable amount as adjusted. Subtract line 6 from line 5. Enter here and on Part XIII, line 1	7	26,065.

Part XII Qualifying Distributions (see instructions)

1	Amounts paid (including administrative expenses) to accomplish charitable, etc., purposes		
a	Expenses, contributions, gifts, etc. - total from Part I, column (d), line 26	1a	27,000.
b	Program-related investments - total from Part IX-B	1b	0.
2	Amounts paid to acquire assets used (or held for use) directly in carrying out charitable, etc., purposes	2	
3	Amounts set aside for specific charitable projects that satisfy the		
a	Suitability test (prior IRS approval required)	3a	
b	Cash distribution test (attach the required schedule)	3b	
4	Qualifying distributions. Add lines 1a through 3b. Enter here and on Part V, line 8, and Part XIII, line 4	4	27,000.
5	Foundations that qualify under section 4940(e) for the reduced rate of tax on net investment income. Enter 1% of Part I, line 27b	5	73.
6	Adjusted qualifying distributions. Subtract line 5 from line 4	6	26,927.

Note. The amount on line 6 will be used in Part V, column (b), in subsequent years when calculating whether the foundation qualifies for the section 4940(e) reduction of tax in those years.

Form 990-PF (2011)

**RUTH THOMAS WEINARD CHARITABLE TRUST
BUSEY TRUST COMPANY, TRUSTEE**

Form 990-PF (2011)

38-6821640

Page 9

Part XIII Undistributed Income (see instructions)

	(a) Corpus	(b) Years prior to 2010	(c) 2010	(d) 2011
1 Distributable amount for 2011 from Part XI, line 7				26,065.
2 Undistributed income, if any, as of the end of 2011				
a Enter amount for 2010 only			0.	
b Total for prior years		0.		
3 Excess distributions carryover, if any, to 2011				
a From 2006				
b From 2007				
c From 2008				
d From 2009	961.			
e From 2010	189.			
f Total of lines 3a through e	1,150.			
4 Qualifying distributions for 2011 from Part XII, line 4 ▶ \$ 27,000.				
a Applied to 2010, but not more than line 2a			0.	
b Applied to undistributed income of prior years (Election required - see instructions)		0.		
c Treated as distributions out of corpus (Election required - see instructions)	0.			
d Applied to 2011 distributable amount				26,065.
e Remaining amount distributed out of corpus	935.			
5 Excess distributions carryover applied to 2011 (If an amount appears in column (d), the same amount must be shown in column (a).)	0.			0.
6 Enter the net total of each column as indicated below:				
a Corpus Add lines 3f, 4c, and 4e Subtract line 5	2,085.			
b Prior years' undistributed income Subtract line 4b from line 2b		0.		
c Enter the amount of prior years' undistributed income for which a notice of deficiency has been issued, or on which the section 4942(a) tax has been previously assessed		0.		
d Subtract line 6c from line 6b Taxable amount - see instructions		0.		
e Undistributed income for 2010 Subtract line 4a from line 2a Taxable amount - see instr			0.	
f Undistributed income for 2011 Subtract lines 4d and 5 from line 1 This amount must be distributed in 2012				0.
7 Amounts treated as distributions out of corpus to satisfy requirements imposed by section 170(b)(1)(F) or 4942(g)(3)	0.			
8 Excess distributions carryover from 2006 not applied on line 5 or line 7	0.			
9 Excess distributions carryover to 2012. Subtract lines 7 and 8 from line 6a	2,085.			
10 Analysis of line 9				
a Excess from 2007				
b Excess from 2008				
c Excess from 2009	961.			
d Excess from 2010	189.			
e Excess from 2011	935.			

Part XIV Private Operating Foundations (see instructions and Part VII-A, question 9)

N/A

- 1 a** If the foundation has received a ruling or determination letter that it is a private operating foundation, and the ruling is effective for 2011, enter the date of the ruling

- b** Check box to indicate whether the foundation is a private operating foundation described in section

☐ 4942(j)(3) or ☐ 4942(j)(5)

- 2 a** Enter the lesser of the adjusted net income from Part I or the minimum investment return from Part X for each year listed

- b 85% of line 2a

- c** Qualifying distributions from Part XII,
line 4 for each year listed

- d** Amounts included in line 2c not used directly for active conduct of exempt activities

- e Qualifying distributions made directly for active conduct of exempt activities**

Subtract line 2d from line 2c

- 3** Complete 3a, b, or c for the alternative test relied upon

- (1) Value of all assets

- (2) Value of assets qualifying under section 4942(j)(3)(B)(i)**

- b "Endowment" alternative test** - enter 2/3 of minimum investment return shown in Part X, line 6 for each year listed

- c "Support" alternative test - enter

- (1) Total support other than gross investment income (interest, dividends, rents, payments on securities loans (section 512(a)(5)), or royalties)

- (2) Support from general public and 5 or more exempt organizations as provided in section 4942(j)(3)(B)(iii)

- (3) Largest amount of support from an exempt organization**

- (4) Gross investment income**

[illegible]

Part XV **Supplementary Information** (Complete this part only if the foundation had \$5,000 or more in assets at any time during the year-see instructions.)

- ### 1 Information Regarding Foundation Managers:

- a List any managers of the foundation who have contributed more than 2% of the total contributions received by the foundation before the close of any tax year (but only if they have contributed more than \$5,000). (See section 507(d)(2).)

NONE

- b** List any managers of the foundation who own 10% or more of the stock of a corporation (or an equally large portion of the ownership of a partnership or other entity) of which the foundation has a 10% or greater interest

NONE

- 2 Information Regarding Contribution, Grant, Gift, Loan, Scholarship, etc., Programs:**

Check here ☒ if the foundation only makes contributions to preselected charitable organizations and does not accept unsolicited requests for funds. If the foundation makes gifts, grants, etc. (see instructions) to individuals or organizations under other conditions, complete items 2a, b, c, and d.

- a The name, address, and telephone number of the person to whom applications should be addressed**

- b The form in which applications should be submitted and information and materials they should include**

- c Any submission deadlines**

- d Any restrictions or limitations on awards, such as by geographical areas, charitable fields, kinds of institutions, or other factors

RUTH THOMAS WEINARD CHARITABLE TRUST
BUSEY TRUST COMPANY, TRUSTEE

38-6821640 Page 11

Part XV Supplementary Information (continued)**3 Grants and Contributions Paid During the Year or Approved for Future Payment**

Recipient Name and address (home or business)	If recipient is an individual, show any relationship to any foundation manager or substantial contributor	Foundation status of recipient	Purpose of grant or contribution	Amount
a Paid during the year ASSOC ON AMER INDIAN AFFAIRS 966 HUNGERFORD DR, STE 12-B ROCKVILLE, MD 20850		PUBLIC CHARITY	GENERAL CHARITABLE PURPOSE	9,000.
FIRST BAPTIST CHURCH 402 SOUTH ELM, PO BOX 197 MAHOMET, IL 61853		RELIGIOUS ORGANIZATION	GENERAL CHARITABLE PURPOSE	9,000.
MAHOMET SEYMOUR HIGH SCH 302 STATE ST, PO BOX 665 MAHOMET, IL 61853		PUBLIC SCHOOL	SCHOLARSHIP FUND	9,000.
Total			3a	27,000.
b Approved for future payment				
NONE				
Total			3b	0.

Form 990-PF (2011)



Part XVII Information Regarding Transfers To and Transactions and Relationships With Noncharitable Exempt Organizations

- | | | Yes | No |
|----------|--|--------------|----|
| 1 | Did the organization directly or indirectly engage in any of the following with any other organization described in section 501(c) of the Code (other than section 501(c)(3) organizations) or in section 527, relating to political organizations? | | |
| a | Transfers from the reporting foundation to a noncharitable exempt organization of | | |
| | (1) Cash | 1a(1) | X |
| | (2) Other assets | 1a(2) | X |
| b | Other transactions | | |
| | (1) Sales of assets to a noncharitable exempt organization | 1b(1) | X |
| | (2) Purchases of assets from a noncharitable exempt organization | 1b(2) | X |
| | (3) Rental of facilities, equipment, or other assets | 1b(3) | X |
| | (4) Reimbursement arrangements | 1b(4) | X |
| | (5) Loans or loan guarantees | 1b(5) | X |
| | (6) Performance of services or membership or fundraising solicitations | 1b(6) | X |
| c | Sharing of facilities, equipment, mailing lists, other assets, or paid employees | 1c | X |
| d | If the answer to any of the above is "Yes," complete the following schedule. Column (b) should always show the fair market value of the goods, other assets, or services given by the reporting foundation. If the foundation received less than fair market value in any transaction or sharing arrangement, show in column (d) the value of the goods, other assets, or services received. | | |

[illegible]

- 2a** Is the foundation directly or indirectly affiliated with, or related to, one or more tax-exempt organizations described in section 501(c) of the Code (other than section 501(c)(3)) or in section 527? ☐ Yes ☒ No

b If "Yes," complete the following schedule		
(a) Name of organization	(b) Type of organization	(c) Description of relationship
N/A		

Sign Here	Under penalties of perjury, I declare that I have examined this return, including accompanying schedules and statements, and to the best of my knowledge and belief, it is true, correct, and complete. Declaration of preparer (other than taxpayer) is based on all information of which preparer has any knowledge.				May the IRS discuss this return with the preparer shown below (see instr.)? <input checked="" type="checkbox"/> Yes <input type="checkbox"/> No	
	 Signature of officer or trustee		Date 5/10/12		Title TRUSTEE	
Paid Preparer Use Only	Print preparer's name PAULA DOUGLAS		Preparer's signature 		Check <input type="checkbox"/> if self-employed	
	Firm's name ▶ MCGLADREY LLP		Date 5/8/12		PTIN P00219444	
	Firm's address ▶ 1806 FOX DR. CHAMPAIGN, IL 61820				Firm's EIN ▶ 42-0714325	
					Phone no 217-398-9400	

Form **990-PF** (2011)

FORM 990-PF	DIVIDENDS AND INTEREST FROM SECURITIES	STATEMENT	1
SOURCE	GROSS AMOUNT	CAPITAL GAINS DIVIDENDS	COLUMN (A) AMOUNT
BUSEY TRUST COMPANY - BOND AMORT	<1,005.>	0.	<1,005.>
BUSEY TRUST COMPANY - CORP INT	2,742.	0.	2,742.
BUSEY TRUST COMPANY - DIVS	8,034.	0.	8,034.
BUSEY TRUST COMPANY - LT DIVS	1,224.	1,224.	0.
BUSEY TRUST COMPANY - USG INT	3,365.	0.	3,365.
TOTAL TO FM 990-PF, PART I, LN 4	14,360.	1,224.	13,136.

FORM 990-PF	OTHER INCOME	STATEMENT	2
DESCRIPTION	(A) REVENUE PER BOOKS	(B) NET INVEST- MENT INCOME	(C) ADJUSTED NET INCOME
CLASS ACTION SETTLEMENT	8.	8.	
TOTAL TO FORM 990-PF, PART I, LINE 11	8.	8.	

FORM 990-PF	ACCOUNTING FEES			STATEMENT	3
DESCRIPTION	(A) EXPENSES PER BOOKS	(B) NET INVEST- MENT INCOME	(C) ADJUSTED NET INCOME	(D) CHARITABLE PURPOSES	
ACCOUNTING FEES	1,800.	1,800.		0.	
TO FORM 990-PF, PG 1, LN 16B	1,800.	1,800.		0.	

FORM 990-PF	TAXES			STATEMENT	4
DESCRIPTION	(A) EXPENSES PER BOOKS	(B) NET INVEST- MENT INCOME	(C) ADJUSTED NET INCOME	(D) CHARITABLE PURPOSES	
FOREIGN TAX WITHHELD	86.	86.			0.
TO FORM 990-PF, PG 1, LN 18	86.	86.			0.

FORM 990-PF	OTHER EXPENSES			STATEMENT	5
DESCRIPTION	(A) EXPENSES PER BOOKS	(B) NET INVEST- MENT INCOME	(C) ADJUSTED NET INCOME	(D) CHARITABLE PURPOSES	
FILING FEES (ILLINOIS)	15.	15.			0.
INVESTMENT INTEREST EXPENSE	50.	50.			0.
TO FORM 990-PF, PG 1, LN 23	65.	65.			0.

FORM 990-PF	OTHER INCREASES IN NET ASSETS OR FUND BALANCES	STATEMENT	6
DESCRIPTION	AMOUNT		
2010 ACTIVITY ACCOUNTED FOR ON BOOKS IN 2011	121.		
TOTAL TO FORM 990-PF, PART III, LINE 3	121.		

FORM 990-PF	OTHER DECREASES IN NET ASSETS OR FUND BALANCES	STATEMENT	7
DESCRIPTION	AMOUNT		
2011 ACTIVITY ACCOUNTED FOR ON BOOKS AFTER 12/31/11	171.		
TOTAL TO FORM 990-PF, PART III, LINE 5	171.		

FORM 990-PF	U.S. AND STATE/CITY GOVERNMENT OBLIGATIONS	STATEMENT	8
-------------	--	-----------	---

DESCRIPTION	U.S. GOV'T	OTHER GOV'T	BOOK VALUE	FAIR MARKET VALUE
SEE ATTACHED LISTING - US GOVT SECURITIES	X		151,664.	161,422.
TOTAL U.S. GOVERNMENT OBLIGATIONS			151,664.	161,422.
TOTAL STATE AND MUNICIPAL GOVERNMENT OBLIGATIONS				
TOTAL TO FORM 990-PF, PART II, LINE 10A			151,664.	161,422.

FORM 990-PF	CORPORATE STOCK	STATEMENT	9
-------------	-----------------	-----------	---

DESCRIPTION	BOOK VALUE	FAIR MARKET VALUE
SEE ATTACHED LISTING - EQUITIES	296,638.	291,763.
TOTAL TO FORM 990-PF, PART II, LINE 10B	296,638.	291,763.

FORM 990-PF	CORPORATE BONDS	STATEMENT	10
-------------	-----------------	-----------	----

DESCRIPTION	BOOK VALUE	FAIR MARKET VALUE
SEE ATTACHED LISTING - CORPORATE BONDS	30,285.	31,049.
TOTAL TO FORM 990-PF, PART II, LINE 10C	30,285.	31,049.

BUSSEY TRUST COMPANY
STATEMENT OF CAPITAL GAINS AND LOSSES
RUTH WEINARD CHAR TRUST

TRUST YEAR ENDING 12/31/2011

PROPERTY DESCRIPTION	SHARES	DATE	SALES PRICE	COST BASIS	GAIN/LOSS	TERM	NC
26 0000 ITT - 450911102 - MINOR = 50							
SOLD		01/13/2011	1549.66				
ACQ	26.0000	05/18/2010	1549.66	1330.42	219.24	ST	Y
103 0000 SYSCO CORP - 871829107 - MINOR = 50							
SOLD		01/14/2011	3127.53				
ACQ	103.0000	03/15/2010	3127.53	2950.76	176.77	ST	Y
762 3400 FEDERAL HOME LOAN GOLD COMB 5% 05/01/202 - 3128MMBX0 - MINOR = 35							
SOLD		01/18/2011	762.34				
ACQ	762.3400	02/19/2008	762.34	746.98	15.36	LT15	Y
549 0900 FEDERAL HOME LOAN GOLD COMB 5% 05/01/202 - 3128MMBX0 - MINOR = 35							
SOLD		02/15/2011	549.09				
ACQ	549.0900	02/19/2008	549.09	538.03	11.06	LT15	Y
320 0000 ISHARES - TELECOM - 464287713 - MINOR = 50							
SOLD		02/18/2011	7552.05				
ACQ	208.0000	01/08/2008	4908.83	5914.89	-1006.06	LT15	Y
	112 0000	06/26/2009	2643.22	2009.28	633.94	LT15	Y
8 0000 AMGEN, INC - 031162100 - MINOR = 50							
SOLD		03/09/2011	418.96				
ACQ	8 0000	10/26/2007	418.96	455.68	-36.72	LT15	Y
15 0000 BHP BILLITON - 088606108 - MINOR = 50							
SOLD		03/09/2011	1381.63				
ACQ	15 0000	07/16/2009	1381.63	850.20	531.43	LT15	Y
50.0000 CATERPILLAR, INC. - 149123101 - MINOR = 50							
SOLD		03/09/2011	5106.54				
ACQ	50 0000	06/12/2008	5106.54	4044.89	1061.65	LT15	Y
14 0000 CHEVRONTXACO CORP - 166764100 - MINOR = 50							
SOLD		03/09/2011	1430.49				
ACQ	14 0000	10/29/2007	1430.49	1289.82	140.67	LT15	Y
7 0000 COLGATE PALMOLIVE - 194162103 - MINOR = 50							
SOLD		03/09/2011	551.80				
ACQ	7 0000	02/25/2008	551.80	538.34	13.46	LT15	Y
15 0000 DIAGEO PLC - 25243Q205 - MINOR = 50							
SOLD		03/09/2011	1166.08				
ACQ	15 0000	02/13/2009	1166.08	754.15	411.93	LT15	Y
54 0000 DISNEY - 254687106 - MINOR = 50							
SOLD		03/09/2011	2327.51				
ACQ	54 0000	04/22/2008	2327.51	1691.28	636.23	LT15	Y
229 1810 DREYFUS/THE BOSTON CO SMALL-CAP VALUE I - 26203R851 - MINOR = 62							
SOLD		03/09/2011	5550.77				
ACQ	229 1810	10/26/2007	5550.77	5809.74	-258.97	LT15	Y
61.0000 EMC CORP - 268648102 - MINOR = 50							
SOLD		03/09/2011	1628.07				
ACQ	61.0000	12/07/2010	1628.07	1348.74	279.33	ST	Y
180 6380 AMERICAN EUROPACIFIC GROWTH FUND F - 298706409 - MINOR = 62							
SOLD		03/09/2011	7648.21				
ACQ	180 6380	10/26/2007	7648.21	10201.94	-2553.73	LT15	Y
13 0000 EXXON MOBIL CORP - 30231G102 - MINOR = 50							
SOLD		03/09/2011	1094.99				
ACQ	13 0000	10/30/2007	1094.99	1197.04	-102.05	LT15	Y
5 0000 FLUOR CORP NEW - 343412102 - MINOR = 50							
SOLD		03/09/2011	346.85				
ACQ	5.0000	02/18/2010	346.85	233.75	113.10	LT15	Y
27 0000 JOHNSON & JOHNSON - 478160104 - MINOR = 50							
SOLD		03/09/2011	1629.15				
ACQ	27 0000	10/26/2007	1629.15	1735.83	-106.68	LT15	Y
5 0000 NATIONAL-OILWELL - 637071101 - MINOR = 50							
SOLD		03/09/2011	390.89				
ACQ	5 0000	09/12/2008	390.89	293.19	97.70	LT15	Y
14 0000 NIKE INC - 654106103 - MINOR = 50							
SOLD		03/09/2011	1245.28				
ACQ	14 0000	07/16/2008	1245.28	802.58	442.70	LT15	Y
18.0000 ORACLE - 68389X105 - MINOR = 50							
SOLD		03/09/2011	589.49				
ACQ	18 0000	04/01/2008	589.49	366.57	222.92	LT15	Y
21 0000 PEPSICO - 713448108 - MINOR = 50							
SOLD		03/09/2011	1358.52				
ACQ	21 0000	03/07/2008	1358.52	1472.28	-113.76	LT15	Y
106 8060 TEMPLETON FOREIGN - 880210505 - MINOR = 62							
SOLD		03/09/2011	2254.67				
ACQ	106 8060	10/26/2007	2254.67	3393.22	-1138.55	LT15	Y
5 0000 US BANCORP DEL NEW - 902973304 - MINOR = 50							
SOLD		03/09/2011	138.60				
ACQ	5 0000	09/01/2010	138.60	108.05	30.55	ST	Y
631 9930 VANGUARD MID-CAP INDEX INSTITUTIONAL SHA - 922908835 - MINOR = 62							
SOLD		03/09/2011	13613.13				
ACQ	631 9930	10/26/2007	13613.13	13859.61	-246.48	LT15	Y
24 0000 WAL-MART STORES, INC - 931142103 - MINOR = 50							
SOLD		03/09/2011	1263.09				
ACQ	24 0000	10/29/2007	1263.09	1078.80	184.29	LT15	Y
7 0000 WASTE MANAGEMENT INC NEW - 941061109 - MINOR = 50							
SOLD		03/09/2011	261.05				
ACQ	7 0000	03/05/2009	261.05	164.31	96.74	LT15	Y
87 0000 WELLS FARGO & CO NEW - 949746101 - MINOR = 50							
SOLD		03/09/2011	2851.01				
ACQ	87 0000	10/26/2007	2851.01	2935.73	-84.72	LT15	Y

BUSSEY TRUST COMPANY
STATEMENT OF CAPITAL GAINS AND LOSSES
RUTH WEINARD CHAR TRUST
TRUST YEAR ENDING 12/31/2011

PROPERTY DESCRIPTION	SHARES	DATE	SALES PRICE	COST BASIS	GAIN/LOSS	TERM	NC
11 0000 ACCENTURE - G1151C101 - MINOR = 50							
SOLD		01/09/2011	571.69				
ACQ	11 0000	10/26/2007	571.69	427.90	143.79	LT15	Y
280.7500 FEDERAL HOME LOAN GOLD		COMB 5% 05/01/202 - 3128MMBX0 - MINOR = 35					
SOLD		03/15/2011	280.75				
ACQ	280.7500	02/19/2008	280.75	275.10	5.65	LT15	Y
305 6800 FEDERAL HOME LOAN GOLD		COMB 5% 05/01/202 - 3128MMBX0 - MINOR = 35					
SOLD		04/15/2011	305.68				
ACQ	305 6800	02/19/2008	305.68	299.52	6.16	LT15	Y
229 2300 FEDERAL HOME LOAN GOLD		COMB 5% 05/01/202 - 3128MMBX0 - MINOR = 35					
SOLD		05/16/2011	229.23				
ACQ	229.2300	02/19/2008	229.23	224.61	4.62	LT15	Y
207.8000 FEDERAL HOME LOAN GOLD		COMB 5% 05/01/202 - 3128MMBX0 - MINOR = 35					
SOLD		06/15/2011	207.80				
ACQ	207.8000	02/19/2008	207.80	203.61	4.19	LT15	Y
205 0000 MICROSOFT CORPORATTON - 594918104 - MINOR = 50							
SOLD		07/08/2011	5485.68				
ACQ	205.0000	10/07/2010	5485.68	5030.68	455.00	ST	Y
340 3300 FEDERAL HOME LOAN GOLD		COMB 5% 05/01/202 - 3128MMBX0 - MINOR = 35					
SOLD		07/15/2011	340.33				
ACQ	340 3300	02/19/2008	340.33	333.48	6.85	LT15	Y
278 6800 FEDERAL HOME LOAN GOLD		COMB 5% 05/01/202 - 3128MMBX0 - MINOR = 35					
SOLD		08/15/2011	278.68				
ACQ	278 6800	02/19/2008	278.68	273.07	5.61	LT15	Y
361.6400 FEDERAL HOME LOAN GOLD		COMB 5% 05/01/202 - 3128MMBX0 - MINOR = 35					
SOLD		09/15/2011	361.64				
ACQ	361 6400	02/19/2008	361.64	354.36	7.28	LT15	Y
54 0000 FLUOR CORP NEW - 343412102 - MINOR = 50							
SOLD		10/03/2011	2480.36				
ACQ	54 0000	02/18/2010	2480.36	2524.47	-44.11	LT15	Y
225 3400 FEDERAL HOME LOAN GOLD		COMB 5% 05/01/202 - 3128MMBX0 - MINOR = 35					
SOLD		10/17/2011	225.34				
ACQ	225 3400	02/19/2008	225.34	220.80	4.54	LT15	Y
333.0300 FEDERAL HOME LOAN GOLD		COMB 5% 05/01/202 - 3128MMBX0 - MINOR = 35					
SOLD		11/15/2011	333.03				
ACQ	333 0300	02/19/2008	333.03	326.32	6.71	LT15	Y
254 6100 FEDERAL HOME LOAN GOLD		COMB 5% 05/01/202 - 3128MMBX0 - MINOR = 35					
SOLD		12/15/2011	254.61				
ACQ	254.6100	02/19/2008	254.61	249.48	5.13	LT15	Y
100 0000 STAPLES INC - 855030102 - MINOR = 50							
SOLD		12/16/2011	1398.77				
ACQ	39 0000	03/01/2010	545.52	1008.93	-463.41	LT15	Y
	61 0000	08/13/2010	853.25	1171.81	-318.56	LT15	Y
8 0000 CATERPILLAR, INC - 149123101 - MINOR = 50							
SOLD		12/20/2011	731.79				
ACQ	8 0000	06/12/2008	731.79	647.18	84.61	LT15	Y
4 0000 CHEVRONTXACO CORP - 166764100 - MINOR = 50							
SOLD		12/20/2011	414.27				
ACQ	4 0000	10/29/2007	414.27	368.52	45.75	LT15	Y
4 0000 COLGATE PALMOLIVE - 194162103 - MINOR = 50							
SOLD		12/20/2011	365.47				
ACQ	4 0000	02/25/2008	365.47	307.62	57.85	LT15	Y
4 0000 DIAGEO PLC - 25243Q205 - MINOR = 50							
SOLD		12/20/2011	339.11				
ACQ	4 0000	02/13/2009	339.11	201.11	138.00	LT15	Y
7 0000 DISNEY - 254687106 - MINOR = 50							
SOLD		12/20/2011	254.09				
ACQ	7 0000	04/22/2008	254.09	219.24	34.85	LT15	Y
7 0000 EMC CORP. - 268648102 - MINOR = 50							
SOLD		12/20/2011	156.80				
ACQ	7 0000	12/07/2010	156.80	154.77	2.03	LT15	Y
5 0000 JOHNSON & JOHNSON - 478160104 - MINOR = 50							
SOLD		12/20/2011	322.07				
ACQ	5.0000	10/26/2007	322.07	321.45	0.62	LT15	Y
4 0000 NIKE INC - 654106103 - MINOR = 50							
SOLD		12/20/2011	372.11				
ACQ	4 0000	07/16/2008	372.11	229.31	142.80	LT15	Y
4 0000 PEPSICO - 713448108 - MINOR = 50							
SOLD		12/20/2011	261.83				
ACQ	4 0000	03/07/2008	261.83	280.43	-18.60	LT15	Y
6 0000 WAL-MART STORES, INC. - 931142103 - MINOR = 50							
SOLD		12/20/2011	354.23				
ACQ	6.0000	10/29/2007	354.23	269.70	84.53	LT15	Y
12 0000 WELLS FARGO & CO NEW - 949746101 - MINOR = 50							
SOLD		12/20/2011	317.27				
ACQ	12 0000	10/26/2007	317.27	404.93	-87.66	LT15	Y
29 9650 DREYFUS/THE BOSTON CO SMALL-CAP VALUE I - 26203E851 - MINOR = 62							
SOLD		12/21/2011	670.92				
ACQ	29.9650	10/26/2007	670.92	759.61	-88.69	LT15	Y
23.6570 AMERICAN EUROPACIFIC GROWTH FUND P - 298706409 - MINOR = 62							
SOLD		12/21/2011	831.31				
ACQ	23.6570	10/26/2007	831.31	1336.08	-504.77	LT15	Y
10 3790 TEMPLETON FOREIGN - 880210505 - MINOR = 62							
SOLD		12/21/2011	181.64				
ACQ	10 3790	10/26/2007	181.64	329.74	-148.10	LT15	Y

BUSEY TRUST COMPANY
STATEMENT OF CAPITAL GAINS AND LOSSES
RUTH WEINARD CHAR TRUST

TRUST YEAR ENDING 12/31/2011

PROPERTY DESCRIPTION	SHARES	DATE	SALES PRICE	COST BASIS	GAIN/LOSS	TERM	NC
1179 3640 VANGUARD BOND INDEX TOTAL MKT SIGNAL CLA - 921937868 - MINOR = 61							
SOLD		12/21/2011	12973.00				
ACQ	282 4860	06/04/2010	3107.35	3000.00	107.35	LT15	Y
	462 5340	09/15/2010	5087.87	5000.00	87 87	LT15	Y
	434 3440	12/06/2010	4777.78	4673.54	104 24	LT15	Y
82.7690 VANGUARD MID-CAP INDEX INSTITUTIONAL SHA - 922908835 - MINOR = 62							
SOLD		12/21/2011	1633.03				
ACQ	82 7690	10/26/2007	1633.03	1815 12	-182.09	LT15	Y
288.3000 FEDERAL HOME LOAN GOLD COMB 5% 05/01/202 - 3128MMBX0 - MINOR = 35							
SOLD		12/31/2011	288 30				
ACQ	288.3000	02/19/2008	288.30	282.49	5 81	LT15	Y
CHANGED 03/08/12 DMR							
TOTALS			101008.28	101641.08			

SUMMARY OF CAPITAL GAINS/LOSSES

FEDERAL	SHORT TERM	LONG TERM 28%	LONG TERM 15%	ST WASH SALE	LT WASH SALE	1250 GAIN
NONCOVERED FROM ABOVE	1160.89	0.00	-1793.69	0 00	0 00	0.00*
COVERED FROM ABOVE	0.00	0.00	0.00	0 00	0.00	
COMMON TRUST FUND	0.00	0.00	0.00			0.00
CAPITAL GAIN DIVIDENDS	0.00	0.00	1223.95			0.00
	1160.89	0.00	-569.74	0 00	0.00	0 00
STATE						
NONCOVERED FROM ABOVE	1160.89	0 00	-1793.69	0 00	0 00	0 00*
COVERED FROM ABOVE	0 00	0.00	0.00	0 00	0 00	
COMMON TRUST FUND	0 00	0.00	0.00			0 00
CAPITAL GAIN DIVIDENDS	0 00	0 00	1223.95			0 00
	1160 89	0.00	-569.74	0 00	0 00	0 00

* - 1250 GAIN DETAILED ON TRANS PAGES, NOT ABOVE



BUSEY WEALTH MANAGEMENT

Run on 01/19/2011 10:43:53 AM

Chronological Statement

Start Date 12/01/2010

End Date 12/31/2010

Account: 1045000059
RUTH THOMAS WEINARD
CHARITABLE TRUST

Administrator: KATHLEEN MOORE @ 217-351-2837


SUMMARY

Category	Book Value	Market Value	Est Income	% of Portfolio
CASH AND EQUIVALENTS	7,524.19	7,524.19	0.75	1.43
EQUITIES	359,638.08	363,630.38	6,019.44	69.33
FIXED INCOME	145,086.86	153,393.88	6,753.41	29.24
TOTAL PORTFOLIO	512,249.10	524,548.45	12,773.60	100.00

Market Value

\$7,524.19	1.43%
\$363,630.38	69.33%
\$153,393.88	29.24%

■ CASH AND EQUIVALENTS
■ EQUITIES
■ FIXED INCOME



ASSET SCHEDULE

Ticker	Description	Units	Price	Book Value	Market Value	Est Income	% of Port
	CASH AND EQUIVALENTS						
	CASH			0.00	0.00		0.00
	GOLDMAN FED FUND 520 .01%			7,524.19	7,524.19	0.75	1.43
	TOTAL FOR CASH AND EQUIVALENTS			7,524.19	7,524.19	0.75	1.43
	EQUITIES						
AEL	AFLAC INC.	57.000	56.430	3,006.01	3,216.51	68.40	0.61
ABT	ABBOTT LABS	38.000	47.910	1,997.14	1,820.58	66.88	0.35
ADBE	ADOBE	150.000	30.780	5,584.32	4,617.00		0.88
AEMGX	ACADIAN EMERGING MARKET	391.849	20.200	5,000.00	7,915.35	71.71	1.51
AXP	AMERICAN EXPRESS	84.000	42.920	3,238.40	3,605.28	60.48	0.69
AMGN	AMGEN INC	95.000	54.900	5,411.20	5,215.50		0.99
ADP	ADP	115.000	46.280	5,362.45	5,322.20	165.60	1.01
BHP	BHP BILLITON	88.000	92.920	4,987.83	8,176.96	153.12	1.56
BLK	BLACKROCK COM	17.000	190.580	2,974.76	3,239.86	68.00	0.62

CAT	CATERPILLAR	177,000	93.660	13,752.64	16,577.82	311.52	3.16
CVX	CHEVRON	81,000	91.250	7,162.85	7,391.25	233.28	1.41
CSCO	CISCO	247,000	20.230	4,990.14	4,996.81		0.95
CL	COLGATE PALMOLIVE	83,000	80.370	6,383.21	6,670.71	175.96	1.27
QOP	CONOCO PHILLIPS	41,000	68.100	2,256.42	2,792.10	90.20	0.53
DEO	DIAGEO PLC	104,000	74.330	5,919.91	7,730.32	245.86	1.47
DIS	WALT DISNEY	238,000	37.510	7,538.47	8,927.38	95.20	1.70
STSVX	DREYFUS/THE BOSTON CO SMALL-CAP VALUE I	1,116,994	23.030	28,055.58	25,724.37	116.17	4.91
EMC	E M C CORP MASS COM	132,000	22.900	2,918.59	3,022.80		0.58
AEGFX	AMERICAN EUROPACIFIC GROWTH FUND F	517,819	41.160	29,245.00	21,313.43	291.53	4.06
EXPQ	EXPEDITORS	60,000	54.600	1,980.60	3,276.00	24.00	0.62
XOM	EXXON MOBIL	88,000	73.120	7,637.02	6,434.56	154.88	1.23
FSCIX	FIDELITY SMALL-CAP	182,556	26.350	4,500.00	4,810.35		0.92
FLR	FLUOR CORP NEW	59,000	66.260	2,758.22	3,909.34	29.50	0.75
GE	GENERAL ELECTRIC	77,000	18.290	1,324.37	1,408.33	43.12	0.27
ITT	ITT	26,000	52.110	1,330.42	1,354.86	26.00	0.26
IBM	IBM	19,000	146.760	2,447.49	2,788.44	49.40	0.53
EFA	ISHARES MSCI EAFE INDEX	122,000	58.220	5,957.27	7,102.84	170.43	1.35
IWM	ISHARES RUSSELL 2000 INDEX	123,000	78.240	6,983.45	9,623.52	109.96	1.83
IYZ	ISHARES - TELECOM	320,000	23.370	7,924.17	7,478.40	224.64	1.43
JNJ	JOHNSON & JOHNSON	164,000	61.850	10,469.75	10,143.40	354.24	1.93
MCD	MCDONALDS	67,000	76.760	4,608.66	5,142.92	163.48	0.98
MDT	MEDTRONIC	59,000	37.090	1,967.65	2,188.31	53.10	0.42
MSFT	MICROSOFT	205,000	27.910	5,030.68	5,721.55	131.20	1.09
NOV	NATIONAL-OILWELL	81,000	67.250	4,749.64	5,447.26	35.64	1.04
NKE	NIKE INC	83,000	85.420	5,142.56	7,089.86	102.92	1.35
NTRS	NORTHERN TRUST	52,000	55.410	3,039.39	2,881.32	58.24	0.55
ORCL	ORACLE	228,000	31.300	4,643.24	7,136.40	45.60	1.36
PEP	PEPSICO INC	138,000	65.330	9,674.96	9,015.54	264.96	1.72
RPMGX	T ROWE MID CAP GROWTH	78,905	58.530	3,000.00	4,618.31		0.88
SLB	SCHLUMBERGER	36,000	83.500	1,975.32	3,006.00	30.24	0.57
SPLS	STAPLES	100,000	22.770	2,180.74	2,277.00	36.00	0.43
SYF	SYSCO CORP	103,000	29.400	2,950.76	3,028.20	107.12	0.58
IFEQX	TEMPLETON FOREIGN	917,218	20.050	29,140.00	18,390.22	487.04	3.51
TEVA	TEVA PHARMA	62,000	52.130	3,787.58	3,232.06	41.35	0.62
USB	US BANCORP DEL COM NEW	153,000	26.970	3,306.37	4,126.41	30.60	0.79
UTX	UNITED TECHNOLOGIES	19,000	78.720	1,347.48	1,495.68	32.30	0.29
VMCIX	VANGUARD MID-CAP INDEX INSTITUTIONAL SHARES	1,811,673	20.360	39,730.00	36,885.66	451.11	7.03
WMT	WAL MART	188,000	53.930	9,011.33	10,138.84	227.48	1.93
WM	WASTE MANAGEMENT	98,000	36.870	2,300.32	3,613.26	123.48	0.69
WFC	WELLS FARGO & CO	380,000	30.990	12,822.72	11,776.20	76.00	2.25
ACN	ACCENTURE	135,000	48.490	5,251.50	6,546.15	121.50	1.25
RIG	TRANSOCEAN	47,000	69.510	4,879.47	3,266.97		0.62
	TOTAL FOR EQUITIES			359,638.05	363,630.38	6,019.44	69.33
	FIXED INCOME						
	FEDERAL HOME LOAN GOLD COMB 5% 05/01/2020	14,219,760	106.516	13,933.34	15,146.32	710.99	2.89
	FED FARM CREDIT BANK 4.9% 12/29/2014	35,000,000	112.746	36,155.04	39,461.10	1,715.00	7.52
	FEDERAL HOME LOAN BANK 5.5% 12/11/2013	30,000,000	112.538	31,441.61	33,761.40	1,650.00	6.44
	GENERAL ELEC CAP CORP 5.25% 10/19/2012	30,000,000	106.878	30,556.87	32,063.40	1,575.00	6.11
	IPS MULTI-SCH BLDG CORP IND FIRST MTG BDS 3.13% 07/15/2015	15,000,000	101.421	15,000.00	15,213.15	469.50	2.90
VBTSX	VANGUARD BOND INDEX TOTAL MKT SIGNAL CLASS	1,674,388	10.600	18,000.00	17,748.51	632.92	3.38
	TOTAL FOR FIXED INCOME			145,086.86	153,393.88	6,753.41	29.24
	TOTAL PORTFOLIO			512,249.10	524,548.45	12,773.60	100.00



BUSEY WEALTH MANAGEMENT

Run on 03/15/2012 08:22:49 AM

Investment Profile

As of 12/31/2011

Account: 1045000059

RUTH THOMAS WEINARD CHARITABLE TRUST

Combined Portfolios

Settlement Date Basis

Administrator: ELIZABETH KRCHAK 217-365-4811

Investment Objective: LT GROWTH w INC - 60 EQ
40 FI

Investment Authority: SOLE

Principal Asset Model: BUSEY CORE EQUITIES

Category	Federal Tax Cost	Market Value	% of Portfolio	Est Income	Yield
<u>CASH AND EQUIVALENTS</u>	13,875.90	13,875.90	2.79	1.39	0.01
<u>EQUITIES</u>	296,638.45	291,763.36	58.57	5,470.36	1.87
<u>FIXED INCOME</u>	181,948.98	192,470.87	38.64	7,903.90	4.11
Total Portfolio	492,463.33	498,110.13	100.00	13,375.65	2.69

YTD SHORT TERM GAIN/LOSS

1,160.89


YTD LONG TERM GAIN/LOSS

726.14

Market Value

\$13,875.90	2.79%
\$291,763.36	58.57%
\$192,470.87	38.64%

<input type="checkbox"/>	CASH AND EQUIVALENTS
<input type="checkbox"/>	EQUITIES
<input type="checkbox"/>	FIXED INCOME



Back

Close

RECEIVED

MAR 20 2012

MCGLADREY

BUSEY WEALTH MANAGEMENT

Run on 03/17/2012 08:30:01 AM



Investment Profile Detail

As of: 12/31/2011

Account: 1045000059

RUTH THOMAS WEINARD CHARITABLE TRUST

Combined Portfolios

Settlement Date Basis

Administrator: ELIZABETH KRCHAK 217-365-4811

Investment Objective: LT GROWTH w INC - 60 EQ
40 FI

EQUITIES

Investment Authority: SOLE

Principal Asset Model: BUSEY CORE EQUITIES

Ticker	Description	Units	Price	Federal Tax Cost	Market Value	Est Income	Yield	Pricing Date
AFL	AFLAC INC	57.000000	43.260	3,006.01	2,465.82	75.24	3.05	12/31/2011
ABT	ABBOTT LABS	38.000000	56.230	1,997.14	2,136.74	72.96	3.41	12/31/2011
ADBE	ADOBE	150.000000	28.270	5,584.32	4,240.50			12/31/2011
AEMGX	ACADIAN EMERGING MARKET	391.849000	15.910	5,000.00	6,234.32	128.53	2.06	12/31/2011
AXP	AMERICAN EXPRESS	84.000000	47.170	3,238.40	3,962.28	60.48	1.53	12/31/2011
AMGN	AMGEN INC	87.000000	64.210	4,955.52	5,586.27	125.28	2.24	12/31/2011
ADP	ADP	115.000000	54.010	5,362.45	6,211.15	181.70	2.93	12/31/2011
AVT	AVNET INC	167.000000	31.090	5,377.68	5,192.03			12/31/2011
BHP	BHP BILLITON	73.000000	70.630	4,137.63	5,155.99	147.46	2.86	12/31/2011
BLK	BLACKROCK COM	17.000000	178.240	2,974.76	3,030.08	93.50	3.09	12/31/2011
CAT	CATERPILLAR	119.000000	90.600	9,060.57	10,781.40	218.96	2.03	12/31/2011
CVX	CHEVRON	63.000000	106.400	5,504.51	6,703.20	204.12	3.05	12/31/2011
CSCO	CISCO	284.000000	18.080	5,775.76	5,134.72	68.16	1.33	12/31/2011
CL	COLGATE PALMOLIVE	72.000000	92.390	5,537.25	6,652.08	167.04	2.51	12/31/2011
COP	CONOCO PHILLIPS	41.000000	72.870	2,256.42	2,987.67	108.24	3.62	12/31/2011
DEO	DIAGEO PLC	85.000000	87.420	4,964.65	7,430.70	220.58	2.97	12/31/2011
DIS	WALT DISNEY	177.000000	37.500	5,627.95	6,637.50	106.20	1.60	12/31/2011
STSVX	DREYFUS/THE BOSTON CO SMALL-CAP VALUE I	857.848000	22.490	21,486.23	19,293.00	78.92	0.41	12/31/2011
EMC	EMC CORP	343.000000	21.540	8,988.23	7,388.22			12/31/2011
AEGFX	AMERICAN EUROPACIFIC GROWTH FUND F	313.524000	34.980	17,706.98	10,967.07	182.78	1.67	12/31/2011
EXPD	EXPEDITORS	60.000000	40.960	1,980.60	2,457.60	30.00	1.22	12/31/2011
XOM	EXXON MOBIL	75.000000	84.760	6,439.98	6,357.00	141.00	2.22	12/31/2011
FSCIX	FIDELITY SMALL-CAP	182.556000	22.730	4,500.00	4,149.50			12/31/2011
GE	GENERAL ELECTRIC	163.000000	17.910	2,928.11	2,919.33	110.84	3.80	12/31/2011
IBM	IBM	19.000000	183.880	2,447.49	3,493.72	57.00	1.63	12/31/2011
EFA	ISHARES MSCI EAFE INDEX	122.000000	49.530	5,957.27	6,042.66	208.62	3.45	12/31/2011
IWM	ISHARES RUSSELL 2000 INDEX	123.000000	73.750	6,983.45	9,071.25	126.69	1.40	12/31/2011
JNJ	JOHNSON & JOHNSON	132.000000	65.580	8,412.47	8,656.56	300.96	3.48	12/31/2011
MCD	MCDONALDS	67.000000	100.330	4,608.66	6,722.11	187.60	2.79	12/31/2011
MDT	MEDTRONIC	59.000000	38.250	1,967.65	2,256.75	57.23	2.54	12/31/2011
NOV	NATIONAL-OILWELL	76.000000	67.990	4,456.45	5,167.24	36.48	0.71	12/31/2011
NKE	NIKE INC	65.000000	96.370	4,110.67	6,264.05	93.60	1.49	12/31/2011
NTRS	NORTHERN TRUST	52.000000	39.660	3,039.39	2,062.32	58.24	2.82	12/31/2011
ORCL	ORACLE	210.000000	25.650	4,276.67	5,386.50	50.40	0.94	12/31/2011
PEP	PEPSICO INC	113.000000	66.350	7,922.25	7,497.55	232.78	3.10	12/31/2011
PETM	PETSMART INC	29.000000	51.290	1,458.87	1,487.41	16.24	1.09	12/31/2011
RPMGX	T ROWE PRICE MID CAP GROWTH	78.905000	52.730	3,000.00	4,160.66			12/31/2011
SLB	SCHLUMBERGER	36.000000	68.310	1,975.32	2,459.16	36.00	1.46	12/31/2011
XLW	SPDR UTILITIES SELECT SECTOR	75.000000	35.980	2,479.22	2,698.50	102.60	3.80	12/31/2011
TFEOX	TEMPLETON FOREIGN	800.033000	17.040	25,417.04	13,632.56	58.40	0.43	12/31/2011
TEVA	TEVA PHARMA	62.000000	40.360	3,787.58	2,502.32	48.67	1.94	12/31/2011
USB	US BANCORP	148.000000	27.050	3,198.32	4,003.40	74.00	1.85	12/31/2011
UTX	UNITED TECHNOLOGIES	19.000000	73.090	1,347.48	1,388.71	36.48	2.63	12/31/2011
VMCIX	VANGUARD MID-CAP INDEX INSTITUTIONAL SHARES	1,096.911000	19.690	24,055.27	21,598.18	298.36	1.38	12/31/2011

<u>WMT</u>	<u>WAL MART</u>	<u>201.000000</u>	59.760	10,024.64	12,011.76	293.46	2.44 12/31/2011
<u>WM</u>	<u>WASTE MANAGEMENT</u>	<u>91.000000</u>	32.710	2,136.01	2,976.61	123.76	4.16 12/31/2011
<u>WFC</u>	<u>WELLS FARGO & CO</u>	<u>281.000000</u>	27.560	9,482.06	7,744.36	134.88	1.74 12/31/2011
<u>ACN</u>	<u>ACCENTURE</u>	<u>124.000000</u>	53.230	4,823.60	6,600.52	167.40	2.54 12/31/2011
<u>RIG</u>	<u>TRANSOCEAN</u>	<u>47.000000</u>	38.390	4,879.47	1,804.33	148.52	8.23 12/31/2011

Total		296,638.45	291,763.36	5,470.36	1.87
-------	--	------------	------------	----------	------

Back

Save