



See a Social Security Number? Say Something!  
Report Privacy Problems to <https://public.resource.org/privacy>  
Or call the IRS Identity Theft Hotline at 1-800-908-4490



Form **990-PF**

# Return of Private Foundation or Section 4947(a)(1) Nonexempt Charitable Trust Treated as a Private Foundation

OMB No 1545-0052

**2011**Department of the Treasury  
Internal Revenue Service

Note: The foundation may be able to use a copy of this return to satisfy state reporting requirements.

For calendar year 2011, or tax year beginning , 2011, and ending

Name of foundation <b>The Skillman Foundation</b>		<b>A</b> Employer identification number 38-1675780
Number and street (or P.O. box number if mail is not delivered to street address) 100 Talon Centre Dr.		<b>B</b> Telephone number (see the instructions) (313) 393-1185
City or town Detroit	State ZIP code MI 48207	<b>C</b> If exemption application is pending, check here. <input type="checkbox"/>
<b>G</b> Check all that apply		<b>D</b> 1 Foreign organizations, check here . . . . . <input type="checkbox"/>
<input type="checkbox"/> Initial return	<input type="checkbox"/> Initial Return of a former public charity	2 Foreign organizations meeting the 85% test, check here and attach computation . . . . . <input type="checkbox"/>
<input type="checkbox"/> Final return	<input type="checkbox"/> Amended return	<b>E</b> If private foundation status was terminated under section 507(b)(1)(A), check here . . . . . <input type="checkbox"/>
<input type="checkbox"/> Address change	<input type="checkbox"/> Name change	<b>F</b> If the foundation is in a 60-month termination under section 507(b)(1)(B), check here . . . . . <input type="checkbox"/>
<b>H</b> Check type of organization <input checked="" type="checkbox"/> Section 501(c)(3) exempt private foundation		
<input type="checkbox"/> Section 4947(a)(1) nonexempt charitable trust <input type="checkbox"/> Other taxable private foundation		
<b>I</b> Fair market value of all assets at end of year (from Part II, column (c), line 16) \$ 427,849,500.		
<b>J</b> Accounting method: <input type="checkbox"/> Cash <input checked="" type="checkbox"/> Accrual <input type="checkbox"/> Other (specify) _____		

Part I Analysis of Revenue and Expenses (The total of amounts in columns (b), (c), and (d) may not necessarily equal the amounts in column (a) (see instructions).)		(a) Revenue and expenses per books	(b) Net investment income	(c) Adjusted net income	(d) Disbursements for charitable purposes (cash basis only)
REVENUE	1 Contributions, gifts, grants, etc., received (att sch) . . . . .	0.			
	2 Ck <input type="checkbox"/> if the foundn is not req to att Sch B				
	3 Interest on savings and temporary cash investments . . . . .	120,811.	120,811.		
	4 Dividends and interest from securities . . . . .	4,471,054.	4,471,054.		
	5a Gross rents . . . . .				
	b Net rental income or (loss) . . . . .				
	6a Net gain/(loss) from sale of assets not on line 10 . . . . .	-4,246,555.			
	b Gross sales price for all assets on line 6a . . . . .	140,521,468.			
	7 Capital gain net income (from Part IV, line 2) . . . . .		0.		
	8 Net short-term capital gain . . . . .				
	9 Income modifications . . . . .				
ADMINISTRATIVE AND OPERATING EXPENSES	10a Gross sales less returns and allowances . . . . .				
	b Less Cost of goods sold . . . . .				
	c Gross profit/(loss) (att sch) . . . . .				
	11 Other income (attach schedule) . . . . .				
	STMT 1		264,424.		
	12 Total Add lines 1 through 11. . . . .	345,310.	4,856,289.		
	13 Compensation of officers, directors, trustees, etc . . . . .	1,481,232.	581,460.		899,768.
	14 Other employee salaries and wages . . . . .	1,814,092.	231,172.		1,582,917.
	15 Pension plans, employee benefits . . . . .	1,048,644.	263,652.		793,427.
	16a Legal fees (attach schedule) . . . . .	16,515.	1,100.		15,414.
	b Accounting fees (attach sch) . . . . .	43,063.	10,587.		32,475.
	c Other prof fees (attach sch) . . . . .	1,109,237.	722,561.		411,366.
	17 Interest . . . . .	0.	0.		0.
	18 Taxes (attach schedule)(see instrs) . . . . .	232,970.	0.		0.
	19 Depreciation (attach sch) and depletion . . . . .	0.	0.		
20 Occupancy . . . . .	400,975.	77,620.		323,352.	
21 Travel, conferences, and meetings . . . . .	303,862.	66,118.		237,191.	
22 Printing and publications . . . . .	41,053.	4,163.		36,890.	
23 Other expenses (attach schedule) . . . . .					
STMT 4	246,323.	59,391.		178,021.	
24 Total operating and administrative expenses. Add lines 13 through 23 . . . . .	6,737,966.	2,017,824.		4,510,821.	
25 Contributions, gifts, grants paid . . . . .	16,696,619.			17,354,036.	
26 Total expenses and disbursements. Add lines 24 and 25 . . . . .	23,434,585.	2,017,824.		21,864,857.	
27 Subtract line 26 from line 12:					
a Excess of revenue over expenses and disbursements . . . . .	-23,089,275.				
b Net investment income (if negative, enter -0-) . . . . .		2,838,465.			
c Adjusted net income (if negative, enter -0-) . . . . .					

RECEIVED  
NOV 20 2012  
OGDEN, UT  
740  
IRS-OSC

BAA For Paperwork Reduction Act Notice, see instructions.

TEEA0301 12/02/11

Form 990-PF (2011)

6/14  
7

SCANNED NOV 26 2012

Part II Balance Sheets		Attached schedules and amounts in the description column should be for end-of-year amounts only (See instructions)		
		Beginning of year	End of year	
		(a) Book Value	(b) Book Value	(c) Fair Market Value
ASSETS	1 Cash — non-interest-bearing . . . . .	4,076,219.	11,895,406.	11,895,406.
	2 Savings and temporary cash investments . . . . .	4,442,161.	1,517,789.	1,517,809.
	3 Accounts receivable . . . . . ▶ 816,248.			
	Less: allowance for doubtful accounts ▶ 0.	17,825,633.	816,248.	816,248.
	4 Pledges receivable . . . . . ▶			
	Less: allowance for doubtful accounts ▶			
	5 Grants receivable . . . . .			
	6 Receivables due from officers, directors, trustees, and other disqualified persons (attach schedule) (see instructions) . . . . .			
	7 Other notes and loans receivable (attach sch) ▶			
	Less: allowance for doubtful accounts ▶			
	8 Inventories for sale or use . . . . .			
	9 Prepaid expenses and deferred charges . . . . .	8,004.	12,332.	12,332.
	10a Investments — U S and state government obligations (attach schedule) . . . . . STMT 5. . . . .	4,313,107.	9,434,365.	9,612,598.
	b Investments — corporate stock (attach schedule) . STMT 5. . . . .	108,164,105.	86,589,654.	86,890,593.
	c Investments — corporate bonds (attach schedule) . STMT 5. . . . .	39,834,774.	40,443,112.	40,450,045.
	11 Investments — land, buildings, and equipment basis . . . . . ▶			
Less: accumulated depreciation (attach schedule) . . . . . ▶				
12 Investments — mortgage loans . . . . .				
13 Investments — other (attach schedule) . . STMT 6. . . . .	238,100,433.	242,606,638.	276,457,531.	
14 Land, buildings, and equipment: basis ▶				
Less: accumulated depreciation (attach schedule) . . . . . ▶				
15 Other assets (describe ▶ <u>Federal Excise Tax Receivable</u> )	249,580.	196,938.	196,938.	
16 Total assets (to be completed by all filers — see the instructions. Also, see page 1, item I). . . . .	417,014,016.	393,512,482.	427,849,500.	
LIABILITIES	17 Accounts payable and accrued expenses. . . . .	871,136.	958,631.	
	18 Grants payable. . . . .	5,880,000.	5,225,000.	
	19 Deferred revenue . . . . .			
	20 Loans from officers, directors, trustees, & other disqualified persons . . . . .			
	21 Mortgages and other notes payable (attach schedule) . . . . .			
	22 Other liabilities (describe ▶ <u>Deferred Excise Tax</u> )	488,753.	643,999.	
	23 Total liabilities (add lines 17 through 22) . . . . .	7,239,889.	6,827,630.	
NET ASSETS OR FUND BALANCES	Foundations that follow SFAS 117, check here . . . . . ▶ <input checked="" type="checkbox"/>			
	24 Unrestricted . . . . .	409,774,127.	386,684,852.	
	25 Temporarily restricted . . . . .			
	26 Permanently restricted . . . . .			
	Foundations that do not follow SFAS 117, check here . . . . . ▶ <input type="checkbox"/>			
	27 Capital stock, trust principal, or current funds . . . . .			
	28 Paid-in or capital surplus, or land, building, and equipment fund . . . . .			
	29 Retained earnings, accumulated income, endowment, or other funds . . . . .			
	30 Total net assets or fund balances (see instructions) . . . . .	409,774,127.	386,684,852.	
	31 Total liabilities and net assets/fund balances (see instructions). . . . .	417,014,016.	393,512,482.	

## Part III Analysis of Changes in Net Assets or Fund Balances

1 Total net assets or fund balances at beginning of year — Part II, column (a), line 30 (must agree with end-of-year figure reported on prior year's return) . . . . .	1	409,774,127.
2 Enter amount from Part I, line 27a . . . . .	2	-23,089,275.
3 Other increases not included in line 2 (itemize) . . . . . ▶	3	
4 Add lines 1, 2, and 3 . . . . .	4	386,684,852.
5 Decreases not included in line 2 (itemize) . . . . . ▶	5	
6 Total net assets or fund balances at end of year (line 4 minus line 5) — Part II, column (b), line 30 . . . . .	6	386,684,852.

**Part IV Capital Gains and Losses for Tax on Investment Income**

(a) List and describe the kind(s) of property sold (e.g., real estate, 2-story brick warehouse, or common stock, 200 shares MLC Company)		(b) How acquired P — Purchase D — Donation	(c) Date acquired (month, day, year)	(d) Date sold (month, day, year)
<b>1 a</b> See attached schedule Part IV - Statement 7		P	various	various
<b>b</b>				
<b>c</b>				
<b>d</b>				
<b>e</b>				

(e) Gross sales price	(f) Depreciation allowed (or allowable)	(g) Cost or other basis plus expense of sale	(h) Gain or (loss) (e) plus (f) minus (g)
<b>a</b> 140,521,468.		141,170,694.	-649,226.
<b>b</b>			
<b>c</b>			
<b>d</b>			
<b>e</b>			

Complete only for assets showing gain in column (h) and owned by the foundation on 12/31/69

(i) Fair Market Value as of 12/31/69	(j) Adjusted basis as of 12/31/69	(k) Excess of column (i) over column (j), if any	(l) Gains (Column (h) gain minus column (k), but not less than -0-) or Losses (from column (h))
<b>a</b>			-649,226.
<b>b</b>			
<b>c</b>			
<b>d</b>			
<b>e</b>			

<b>2</b> Capital gain net income or (net capital loss)	<div style="border: 1px solid black; padding: 2px;">           If gain, also enter in Part I, line 7            If (loss), enter -0- in Part I, line 7         </div>	2	-649,226.
<b>3</b> Net short-term capital gain or (loss) as defined in sections 1222(5) and (6)	<div style="border: 1px solid black; padding: 2px;">           If gain, also enter in Part I, line 8, column (c) (see instructions) If (loss), enter -0-            in Part I, line 8         </div>	3	

**Part V Qualification Under Section 4940(e) for Reduced Tax on Net Investment Income**

(For optional use by domestic private foundations subject to the section 4940(a) tax on net investment income.)

If section 4940(d)(2) applies, leave this part blank

Was the foundation liable for the section 4942 tax on the distributable amount of any year in the base period? ☐ Yes ☒ No

If 'Yes,' the foundation does not qualify under section 4940(e). Do not complete this part.

**1** Enter the appropriate amount in each column for each year, see the instructions before making any entries

(a) Base period years Calendar year (or tax year beginning in)	(b) Adjusted qualifying distributions	(c) Net value of noncharitable-use assets	(d) Distribution ratio (column (b) divided by column (c))
2010	30,553,766.	426,448,032.	0.071647
2009	23,014,779.	422,073,463.	0.054528
2008	27,855,133.	517,973,447.	0.053777
2007	29,413,213.	572,943,024.	0.051337
2006	26,581,049.	527,861,209.	0.050356

<b>2</b> Total of line 1, column (d)	2	0.281645
<b>3</b> Average distribution ratio for the 5-year base period — divide the total on line 2 by 5, or by the number of years the foundation has been in existence if less than 5 years	3	0.056329
<b>4</b> Enter the net value of noncharitable-use assets for 2011 from Part X, line 5	4	437,484,437.
<b>5</b> Multiply line 4 by line 3	5	24,643,061.
<b>6</b> Enter 1% of net investment income (1% of Part I, line 27b)	6	28,385.
<b>7</b> Add lines 5 and 6	7	24,671,446.
<b>8</b> Enter qualifying distributions from Part XII, line 4	8	21,864,857.

If line 8 is equal to or greater than line 7, check the box in Part VI, line 1b, and complete that part using a 1% tax rate. See the Part VI instructions.

**Part VI Excise Tax Based on Investment Income (Section 4940(a), 4940(b), 4940(e), or 4948 — see instructions)**

<b>1 a</b> Exempt operating foundations described in section 4940(d)(2), check here <input type="checkbox"/> and enter 'N/A' on line 1 Date of ruling or determination letter _____ (attach copy of letter if necessary — see instrs)		
<b>b</b> Domestic foundations that meet the section 4940(e) requirements in Part V, check here <input type="checkbox"/> and enter 1% of Part I, line 27b		<b>1</b> 56,769.
<b>c</b> All other domestic foundations enter 2% of line 27b. Exempt foreign organizations enter 4% of Part I, line 12, column (b)		
<b>2</b> Tax under section 511 (domestic section 4947(a)(1) trusts and taxable foundations only. Others enter -0-)	<b>2</b>	0.
<b>3</b> Add lines 1 and 2	<b>3</b>	56,769.
<b>4</b> Subtitle A (income) tax (domestic section 4947(a)(1) trusts and taxable foundations only. Others enter -0-)	<b>4</b>	0.
<b>5</b> Tax based on investment income. Subtract line 4 from line 3. If zero or less, enter -0-	<b>5</b>	56,769.
<b>6</b> Credits/Payments		
<b>a</b> 2011 estimated tax pmts and 2010 overpayment credited to 2011	<b>6 a</b> 196,644.	
<b>b</b> Exempt foreign organizations — tax withheld at source	<b>6 b</b>	
<b>c</b> Tax paid with application for extension of time to file (Form 8868)	<b>6 c</b>	
<b>d</b> Backup withholding erroneously withheld	<b>6 d</b>	
<b>7</b> Total credits and payments. Add lines 6a through 6d	<b>7</b>	196,644.
<b>8</b> Enter any penalty for underpayment of estimated tax. Check here <input checked="" type="checkbox"/> if Form 2220 is attached	<b>8</b>	
<b>9</b> Tax due. If the total of lines 5 and 8 is more than line 7, enter amount owed	<b>9</b>	
<b>10</b> Overpayment. If line 7 is more than the total of lines 5 and 8, enter the amount overpaid	<b>10</b>	139,875.
<b>11</b> Enter the amount of line 10 to be Credited to 2012 estimated tax	139,875.	Refunded <b>11</b>

**Part VII-A Statements Regarding Activities**

	Yes	No
<b>1 a</b> During the tax year, did the foundation attempt to influence any national, state, or local legislation or did it participate or intervene in any political campaign?		X
<b>b</b> Did it spend more than \$100 during the year (either directly or indirectly) for political purposes (see the instructions for definition)? <i>If the answer is 'Yes' to 1a or 1b, attach a detailed description of the activities and copies of any materials published or distributed by the foundation in connection with the activities.</i>		X
<b>c</b> Did the foundation file Form 1120-POL for this year?		X
<b>d</b> Enter the amount (if any) of tax on political expenditures (section 4955) imposed during the year: (1) On the foundation <input type="checkbox"/> \$ 0. (2) On foundation managers <input type="checkbox"/> \$ 0.		
<b>e</b> Enter the reimbursement (if any) paid by the foundation during the year for political expenditure tax imposed on foundation managers <input type="checkbox"/> \$ 0.		
<b>2</b> Has the foundation engaged in any activities that have not previously been reported to the IRS? <i>If 'Yes,' attach a detailed description of the activities</i>		X
<b>3</b> Has the foundation made any changes, not previously reported to the IRS, in its governing instrument, articles of incorporation, or bylaws, or other similar instruments? <i>If 'Yes,' attach a conformed copy of the changes</i>		X
<b>4 a</b> Did the foundation have unrelated business gross income of \$1,000 or more during the year?	X	
<b>b</b> If 'Yes,' has it filed a tax return on Form 990-T for this year?	X	
<b>5</b> Was there a liquidation, termination, dissolution, or substantial contraction during the year? <i>If 'Yes,' attach the statement required by General Instruction T</i>		X
<b>6</b> Are the requirements of section 508(e) (relating to sections 4941 through 4945) satisfied either: • By language in the governing instrument, or • By state legislation that effectively amends the governing instrument so that no mandatory directions that conflict with the state law remain in the governing instrument?	X	
<b>7</b> Did the foundation have at least \$5,000 in assets at any time during the year? <i>If 'Yes,' complete Part II, column (c), and Part XV.</i>	X	
<b>8 a</b> Enter the states to which the foundation reports or with which it is registered (see instructions) <input type="checkbox"/> MI - Michigan		
<b>b</b> If the answer is 'Yes' to line 7, has the foundation furnished a copy of Form 990-PF to the Attorney General (or designate) of each state as required by General Instruction G? <i>If 'No,' attach explanation</i>	X	
<b>9</b> Is the foundation claiming status as a private operating foundation within the meaning of section 4942(j)(3) or 4942(j)(5) for calendar year 2011 or the taxable year beginning in 2011 (see instructions for Part XIV)? <i>If 'Yes,' complete Part XIV</i>		X
<b>10</b> Did any persons become substantial contributors during the tax year? <i>If 'Yes,' attach a schedule listing their names and addresses</i>		X

BAA

Form 990-PF (2011)

**Part VII-A Statements Regarding Activities (continued)**

11	At any time during the year, did the foundation, directly or indirectly, own a controlled entity within the meaning of section 512(b)(13)? If 'Yes', attach schedule (see instructions) . . . . .	11		X
12	Did the foundation make a distribution to a donor advised fund over which the foundation or a disqualified person had advisory privileges? If 'Yes,' attach statement (see instructions) . . . . .	12		X
13	Did the foundation comply with the public inspection requirements for its annual returns and exemption application? . . . . .	13	X	
Website address . . . . . ▶ <u>http://www.skillman.org</u>				
14	The books are in care of ▶ <u>Danielle Olekszyk, CFO</u> Telephone no ▶ <u>(313) 393-1185</u>			
	Located at ▶ <u>100 Talon Centre Dr., Ste. 100 Detroit MI</u> ZIP + 4 ▶ <u>48207</u>			
15	Section 4947(a)(1) nonexempt charitable trusts filing Form 990-PF in lieu of Form 1041 — Check here . . . . . ▶ <input type="checkbox"/>			
	and enter the amount of tax-exempt interest received or accrued during the year . . . . . ▶ <u>15</u>			
16	At any time during calendar year 2011, did the foundation have an interest in or a signature or other authority over a bank, securities, or other financial account in a foreign country? . . . . .	16		X
See the instructions for exceptions and filing requirements for Form TD F 90-22.1 If 'Yes,' enter the name of the foreign country ▶				

**Part VII-B Statements Regarding Activities for Which Form 4720 May Be Required**

File Form 4720 if any item is checked in the 'Yes' column, unless an exception applies.

	Yes	No
<b>1 a</b> During the year did the foundation (either directly or indirectly)		
(1) Engage in the sale or exchange, or leasing of property with a disqualified person? . . . . . <input type="checkbox"/> Yes <input checked="" type="checkbox"/> No		
(2) Borrow money from, lend money to, or otherwise extend credit to (or accept it from) a disqualified person? . . . . . <input type="checkbox"/> Yes <input checked="" type="checkbox"/> No		
(3) Furnish goods, services, or facilities to (or accept them from) a disqualified person? . . . . . <input type="checkbox"/> Yes <input checked="" type="checkbox"/> No		
(4) Pay compensation to, or pay or reimburse the expenses of, a disqualified person? . . . . . <input checked="" type="checkbox"/> Yes <input type="checkbox"/> No		
(5) Transfer any income or assets to a disqualified person (or make any of either available for the benefit or use of a disqualified person)? . . . . . <input type="checkbox"/> Yes <input checked="" type="checkbox"/> No		
(6) Agree to pay money or property to a government official? (Exception. Check 'No' if the foundation agreed to make a grant to or to employ the official for a period after termination of government service, if terminating within 90 days) . . . . . <input type="checkbox"/> Yes <input checked="" type="checkbox"/> No		
<b>b</b> If any answer is 'Yes' to 1a(1)-(6), did any of the acts fail to qualify under the exceptions described in Regulations section 53.4941(d)-3 or in a current notice regarding disaster assistance (see instructions)? . . . . .	1 b	X
Organizations relying on a current notice regarding disaster assistance check here . . . . . ▶ <input type="checkbox"/>		
<b>c</b> Did the foundation engage in a prior year in any of the acts described in 1a, other than excepted acts, that were not corrected before the first day of the tax year beginning in 2011? . . . . .	1 c	X
<b>2</b> Taxes on failure to distribute income (section 4942) (does not apply for years the foundation was a private operating foundation defined in section 4942(j)(3) or 4942(j)(5))		
<b>a</b> At the end of tax year 2011, did the foundation have any undistributed income (lines 6d and 6e, Part XIII) for tax year(s) beginning before 2011? . . . . . <input type="checkbox"/> Yes <input checked="" type="checkbox"/> No		
If 'Yes,' list the years ▶ 20__ , 20__ , 20__ , 20__		
<b>b</b> Are there any years listed in 2a for which the foundation is <b>not</b> applying the provisions of section 4942(a)(2) (relating to incorrect valuation of assets) to the year's undistributed income? (If applying section 4942(a)(2) to all years listed, answer 'No' and attach statement — see instructions) . . . . .	2 b	X
<b>c</b> If the provisions of section 4942(a)(2) are being applied to any of the years listed in 2a, list the years here ▶ 20__ , 20__ , 20__ , 20__		
<b>3 a</b> Did the foundation hold more than a 2% direct or indirect interest in any business enterprise at any time during the year? . . . . . <input checked="" type="checkbox"/> Yes <input type="checkbox"/> No		
<b>b</b> If 'Yes,' did it have excess business holdings in 2011 as a result of (1) any purchase by the foundation or disqualified persons after May 26, 1969, (2) the lapse of the 5-year period (or longer period approved by the Commissioner under section 4943(c)(7)) to dispose of holdings acquired by gift or bequest, or (3) the lapse of the 10-, 15-, or 20-year first phase holding period? (Use Schedule C, Form 4720, to determine if the foundation had excess business holdings in 2011) . . . . .	3 b	X
<b>4 a</b> Did the foundation invest during the year any amount in a manner that would jeopardize its charitable purposes? . . . . .	4 a	X
<b>b</b> Did the foundation make any investment in a prior year (but after December 31, 1969) that could jeopardize its charitable purpose that had not been removed from jeopardy before the first day of the tax year beginning in 2011? . . . . .	4 b	X

BAA

Form 990-PF (2011)

**Part VII-B Statements Regarding Activities for Which Form 4720 May Be Required** (continued)

5 a During the year did the foundation pay or incur any amount to

(1) Carry on propaganda, or otherwise attempt to influence legislation (section 4945(e))? ☐ Yes ☒ No(2) Influence the outcome of any specific public election (see section 4955), or to carry on, directly or indirectly, any voter registration drive? ☐ Yes ☒ No(3) Provide a grant to an individual for travel, study, or other similar purposes? ☒ Yes ☐ No(4) Provide a grant to an organization other than a charitable, etc., organization described in section 509(a)(1), (2), or (3), or section 4940(d)(2)? (see instructions) ☒ Yes ☐ No(5) Provide for any purpose other than religious, charitable, scientific, literary, or educational purposes, or for the prevention of cruelty to children or animals? ☐ Yes ☒ No

b If any answer is 'Yes' to 5a(1)-(5), did any of the transactions fail to qualify under the exceptions described in Regulations section 53.4945 or in a current notice regarding disaster assistance (see instructions)?

Organizations relying on a current notice regarding disaster assistance check here ☐

c If the answer is 'Yes' to question 5a(4), does the foundation claim exemption from the tax because it maintained expenditure responsibility for the grant?

If 'Yes,' attach the statement required by Regulations section 53.4945-5(d) ☐ Yes ☒ No6 a Did the foundation, during the year, receive any funds, directly or indirectly, to pay premiums on a personal benefit contract? ☐ Yes ☒ Nob Did the foundation, during the year, pay premiums, directly or indirectly, on a personal benefit contract? ☐ Yes ☒ No

If 'Yes' to 6b, file Form 8870

7 a At any time during the tax year, was the foundation a party to a prohibited tax shelter transaction? ☐ Yes ☒ Nob If 'Yes,' did the foundation receive any proceeds or have any net income attributable to the transaction? ☐ Yes ☒ No**Part VIII Information About Officers, Directors, Trustees, Foundation Managers, Highly Paid Employees, and Contractors**

1 List all officers, directors, trustees, foundation managers and their compensation (see instructions).

(a) Name and address	(b) Title, and average hours per week devoted to position	(c) Compensation (If not paid, enter -0-)	(d) Contributions to employee benefit plans and deferred compensation	(e) Expense account, other allowances
See attached schedule Statement 8 for (a) and (b)	See attached	1,481,232.	176,909.	76,570.

2 Compensation of five highest-paid employees (other than those included on line 1— see instructions). If none, enter 'NONE.'

(a) Name and address of each employee paid more than \$50,000	(b) Title, and average hours per week devoted to position	(c) Compensation	(d) Contributions to employee benefit plans and deferred compensation	(e) Expense account, other allowances
See attached schedule Statement 8 for (a) and (b)	See attached	663,330.	91,929.	100,635.
0				
0				
0				
0				

Total number of other employees paid over \$50,000 ☐ 12

**Part VIII Information About Officers, Directors, Trustees, Foundation Managers, Highly Paid Employees, and Contractors (continued)****3 Five highest-paid independent contractors for professional services (see instructions). If none, enter 'NONE.'**

(a) Name and address of each person paid more than \$50,000	(b) Type of service	(c) Compensation
See attached schedule Statement 8	See attached schedule Statement 8	676,023.
Total number of others receiving over \$50,000 for professional services		None

**Part IX-A Summary of Direct Charitable Activities**

List the foundation's four largest direct charitable activities during the tax year. Include relevant statistical information such as the number of organizations and other beneficiaries served, conferences convened, research papers produced, etc.

	Expenses
1 N/A	
2	
3	
4	

**Part IX-B Summary of Program-Related Investments (see instructions)**

Describe the two largest program-related investments made by the foundation during the tax year on lines 1 and 2	Amount
1 N/A	0.
2	
All other program-related investments See instructions	
3 N/A	0.
Total. Add lines 1 through 3	None

BAA

Form 990-PF (2011)



**Part X Minimum Investment Return** (All domestic foundations must complete this part. Foreign foundations, see instructions)

<b>1</b> Fair market value of assets not used (or held for use) directly in carrying out charitable, etc., purposes.		
<b>a</b> Average monthly fair market value of securities . . . . .	<b>1a</b>	272,074,883.
<b>b</b> Average of monthly cash balances . . . . .	<b>1b</b>	16,487,270.
<b>c</b> Fair market value of all other assets (see instructions) . . . . .	<b>1c</b>	155,584,484.
<b>d</b> Total (add lines 1a, b, and c) . . . . .	<b>1d</b>	444,146,637.
<b>e</b> Reduction claimed for blockage or other factors reported on lines 1a and 1c (attach detailed explanation) . . . . .	<b>1e</b>	
<b>2</b> Acquisition indebtedness applicable to line 1 assets . . . . .	<b>2</b>	
<b>3</b> Subtract line 2 from line 1d . . . . .	<b>3</b>	444,146,637.
<b>4</b> Cash deemed held for charitable activities. Enter 1-1/2% of line 3 (for greater amount, see instructions) . . . . .	<b>4</b>	6,662,200.
<b>5</b> Net value of noncharitable-use assets. Subtract line 4 from line 3. Enter here and on Part V, line 4 . . . . .	<b>5</b>	437,484,437.
<b>6</b> Minimum investment return. Enter 5% of line 5 . . . . .	<b>6</b>	21,874,222.

**Part XI Distributable Amount** (see instructions) (Section 4942(j)(3) and (j)(5) private operating foundations and certain foreign organizations check here ☐ and do not complete this part.)

<b>1</b> Minimum investment return from Part X, line 6 . . . . .	<b>1</b>	21,874,222.
<b>2a</b> Tax on investment income for 2011 from Part VI, line 5 . . . . .	<b>2a</b>	56,769.
<b>b</b> Income tax for 2011 (This does not include the tax from Part VI) . . . . .	<b>2b</b>	0.
<b>c</b> Add lines 2a and 2b . . . . .	<b>2c</b>	56,769.
<b>3</b> Distributable amount before adjustments. Subtract line 2c from line 1 . . . . .	<b>3</b>	21,817,453.
<b>4</b> Recoveries of amounts treated as qualifying distributions . . . . .	<b>4</b>	2,417.
<b>5</b> Add lines 3 and 4 . . . . .	<b>5</b>	21,819,870.
<b>6</b> Deduction from distributable amount (see instructions) . . . . .	<b>6</b>	
<b>7</b> Distributable amount as adjusted. Subtract line 6 from line 5. Enter here and on Part XIII, line 1 . . . . .	<b>7</b>	21,819,870.

**Part XII Qualifying Distributions** (see instructions)

<b>1</b> Amounts paid (including administrative expenses) to accomplish charitable, etc., purposes		
<b>a</b> Expenses, contributions, gifts, etc. — total from Part I, column (d), line 26 . . . . .	<b>1a</b>	21,864,857.
<b>b</b> Program-related investments — total from Part IX-B . . . . .	<b>1b</b>	0.
<b>2</b> Amounts paid to acquire assets used (or held for use) directly in carrying out charitable, etc., purposes . . . . .	<b>2</b>	
<b>3</b> Amounts set aside for specific charitable projects that satisfy the		
<b>a</b> Suitability test (prior IRS approval required) . . . . .	<b>3a</b>	
<b>b</b> Cash distribution test (attach the required schedule) . . . . .	<b>3b</b>	
<b>4</b> Qualifying distributions. Add lines 1a through 3b. Enter here and on Part V, line 8, and Part XIII, line 4 . . . . .	<b>4</b>	21,864,857.
<b>5</b> Foundations that qualify under section 4940(e) for the reduced rate of tax on net investment income. Enter 1% of Part I, line 27b (see instructions) . . . . .	<b>5</b>	0.
<b>6</b> Adjusted qualifying distributions. Subtract line 5 from line 4 . . . . .	<b>6</b>	21,864,857.

**Note.** The amount on line 6 will be used in Part V, column (b), in subsequent years when calculating whether the foundation qualifies for the section 4940(e) reduction of tax in those years.

**Part XIII** Undistributed Income (see instructions)

	(a) Corpus	(b) Years prior to 2010	(c) 2010	(d) 2011
1 Distributable amount for 2011 from Part XI, line 7 . . . . .				21,819,870.
2 Undistributed income, if any, as of the end of 2011				
a Enter amount for 2010 only . . . . .			0.	
b Total for prior years 20 __, 20 __, 20 __				
3 Excess distributions carryover, if any, to 2011				
a From 2006 . . . . .	1,336,984.			
b From 2007 . . . . .	2,012,453.			
c From 2008 . . . . .	2,069,357.			
d From 2009 . . . . .	1,955,676.			
e From 2010 . . . . .	9,419,177.			
f Total of lines 3a through e . . . . .	16,793,647.			
4 Qualifying distributions for 2011 from Part XII, line 4 ▶ \$ 21,864,857.				
a Applied to 2010, but not more than line 2a . . . . .				
b Applied to undistributed income of prior years (Election required — see instructions) . . . . .				
c Treated as distributions out of corpus (Election required — see instructions) . . . . .				
d Applied to 2011 distributable amount . . . . .				21,819,870.
e Remaining amount distributed out of corpus . . . . .	44,987.			
5 Excess distributions carryover applied to 2011 (If an amount appears in column (d), the same amount must be shown in column (a) )				
6 Enter the net total of each column as indicated below:				
a Corpus Add lines 3f, 4c, and 4e Subtract line 5 . . . . .	16,838,634.			
b Prior years' undistributed income Subtract line 4b from line 2b . . . . .		0.		
c Enter the amount of prior years' undistributed income for which a notice of deficiency has been issued, or on which the section 4942(a) tax has been previously assessed . . . . .				
d Subtract line 6c from line 6b Taxable amount — see instructions . . . . .		0.		
e Undistributed income for 2010 Subtract line 4a from line 2a Taxable amount — see instructions . . . . .			0.	
f Undistributed income for 2011. Subtract lines 4d and 5 from line 1 This amount must be distributed in 2012 . . . . .				0.
7 Amounts treated as distributions out of corpus to satisfy requirements imposed by section 170(b)(1)(F) or 4942(g)(3) (see instructions) . . . . .				
8 Excess distributions carryover from 2006 not applied on line 5 or line 7 (see instructions) . . . . .	1,336,984.			
9 Excess distributions carryover to 2012. Subtract lines 7 and 8 from line 6a . . . . .	15,501,650.			
10 Analysis of line 9				
a Excess from 2007 . . . . .	2,012,453.			
b Excess from 2008 . . . . .	2,069,357.			
c Excess from 2009 . . . . .	1,955,676.			
d Excess from 2010 . . . . .	9,419,177.			
e Excess from 2011 . . . . .	44,987.			

BAA

Form 990-PF (2011)

**Part XIV Private Operating Foundations** (see instructions and Part VII-A, question 9)

N/A

**1 a** If the foundation has received a ruling or determination letter that it is a private operating foundation, and the ruling is effective for 2011, enter the date of the ruling. . . . .

**b** Check box to indicate whether the foundation is a private operating foundation described in section ☐ 4942(j)(3) or ☐ 4942(j)(5)

**2 a** Enter the lesser of the adjusted net income from Part I or the minimum investment return from Part X for each year listed . . . . .

Tax year	Prior 3 years				(e) Total
	(a) 2011	(b) 2010	(c) 2009	(d) 2008	
b 85% of line 2a . . . . .					
c Qualifying distributions from Part XII, line 4 for each year listed . . . . .					
d Amounts included in line 2c not used directly for active conduct of exempt activities . . . . .					
e Qualifying distributions made directly for active conduct of exempt activities. Subtract line 2d from line 2c . . . . .					
<b>3</b> Complete 3a, b, or c for the alternative test relied upon					
<b>a</b> 'Assets' alternative test — enter					
<b>(1)</b> Value of all assets . . . . .					
<b>(2)</b> Value of assets qualifying under section 4942(j)(3)(B)(i) . . . . .					
<b>b</b> 'Endowment' alternative test — enter 2/3 of minimum investment return shown in Part X, line 6 for each year listed . . . . .					
<b>c</b> 'Support' alternative test — enter					
<b>(1)</b> Total support other than gross investment income (interest, dividends, rents, payments on securities loans (section 512(a)(5)), or royalties) . . . . .					
<b>(2)</b> Support from general public and 5 or more exempt organizations as provided in section 4942(j)(3)(B)(iii) . . . . .					
<b>(3)</b> Largest amount of support from an exempt organization . . . . .					
<b>(4)</b> Gross investment income . . . . .					

**Part XV Supplementary Information** (Complete this part only if the organization had \$5,000 or more in assets at any time during the year — see instructions.)**1 Information Regarding Foundation Managers:**

**a** List any managers of the foundation who have contributed more than 2% of the total contributions received by the foundation before the close of any tax year (but only if they have contributed more than \$5,000) (See section 507(d)(2) )

None

**b** List any managers of the foundation who own 10% or more of the stock of a corporation (or an equally large portion of the ownership of a partnership or other entity) of which the foundation has a 10% or greater interest

None

**2 Information Regarding Contribution, Grant, Gift, Loan, Scholarship, etc., Programs:**

Check here ☐ if the foundation only makes contributions to preselected charitable organizations and does not accept unsolicited requests for funds. If the foundation makes gifts, grants, etc., (see instructions) to individuals or organizations under other conditions, complete items 2a, b, c, and d

**a** The name, address, and telephone number of the person to whom applications should be addressed:

The Skillman Foundation

100 Talon Centre Drive, Suite 100

Detroit

MI

48207

(313) 393-1185

**b** The form in which applications should be submitted and information and materials they should include

See attached grant application package

**c** Any submission deadlines.

See attached grant application package

**d** Any restrictions or limitations on awards, such as by geographical areas, charitable fields, kinds of institutions, or other factors

See attached grant application package

**Part XV Supplementary Information (continued)****3 Grants and Contributions Paid During the Year or Approved for Future Payment**

Recipient Name and address (home or business)	If recipient is an individual, show any relationship to any foundation manager or substantial contributor	Foundation status of recipient	Purpose of grant or contribution	Amount
<i>a Paid during the year</i> See attached schedule Statement 9				17,354,036.
<b>Total</b> . . . . . ▶ <b>3a</b>				17,354,036.
<i>b Approved for future payment</i> See attached schedule of unpaid grants Statement 10				5,225,000.
<b>Total</b> . . . . . ▶ <b>3b</b>				5,225,000.

**Part XVI-A Analysis of Income-Producing Activities**

Enter gross amounts unless otherwise indicated

Enter gross amounts unless otherwise indicated	Unrelated business income		Excluded by section 512, 513, or 514		(e) Related or exempt function income (See instructions)
	(a) Business code	(b) Amount	(c) Exclu- sion code	(d) Amount	
1 Program service revenue.					
a					
b					
c					
d					
e					
f					
g Fees and contracts from government agencies . .					
2 Membership dues and assessments . . . . .					
3 Interest on savings and temporary cash investments . . . .			14	120,811.	
4 Dividends and interest from securities . . . . .	9000099	27,482.	14	4,443,572.	
5 Net rental income or (loss) from real estate					
a Debt-financed property . . . . .					
b Not debt-financed property . . . . .					
6 Net rental income or (loss) from personal property . . . . .					
7 Other investment income . . . . .					
8 Gain or (loss) from sales of assets other than inventory . . . .	9000099	70,466.	18	-4,317,021.	
9 Net income or (loss) from special events . . . . .					
10 Gross profit or (loss) from sales of inventory . . . . .					
11 Other revenue					
a Partnership Income	9000099	-161,854.	14	161,854.	
b					
c					
d					
e					
12 Subtotal. Add columns (b), (d), and (e) . . . . .		-63,906.		409,216.	
13 Total. Add line 12, columns (b), (d), and (e). . . . .					345,310.

(See worksheet in line 13 instructions to verify calculations)

## **Part XVI-B Relationship of Activities to the Accomplishment of Exempt Purposes**

[illegible]



THE SKILLMAN FOUNDATION (TAX I.D.#38-1675780)  
FORM 990-PF - CALENDAR YEAR 2011

**OTHER INCOME**  
**PART I - LINE 11A**

Other Income	<u>0</u>
<b>TOTAL OTHER INCOME LINE 11A</b>	<b><u><u>0</u></u></b>

**OTHER INCOME**  
**PART I - LINE 11B**

Partnership Income	<u>264,424</u>
<b>TOTAL OTHER INCOME LINE 11B</b>	<b><u><u>264,424</u></u></b>

**THE SKILLMAN FOUNDATION (TAX I.D.#38-1675780)**  
**FORM 990-PF - CALENDAR YEAR 2010**

**OTHER INCOME**  
**PART I - LINE 11**

<u>Partnership</u>	<u>Ordinary Income</u>
ACL	(152,666)
AG Super Fund	(321,438)
Axiom Asia	24,729
Axiom Asia II	(102,554)
Canaan Natural Gas Fund IX	0
Canaan Natural Gas Fund X	0
Canaan VIII L P	(41,462)
CRP Annex Fund	(175,766)
CVE Kauffman	(111,431)
Dune Real Estate Parallel	63,738
Dune Parallel AIV	(5,615)
DW Health Care	(72,944)
European Stra P II A	81,194
European Stra P 2006 B	(10,982)
FIA Timber Partners, LP	(100,945)
Harbourvest (buyout)	14,174
Harbourvest (mezzanine)	143,709
Harbourvest (venture)	(179,505)
Independent Franchise Partners	386,109
Insight Equity LP	(53,210)
Institutional Venture XII	(95,690)
Institutional Venture XIII	(63,020)
Invention Development Fund I	(283,144)
Kayne Anderson III	353,258
Kayne Anderson IV	658,112
Merganser Short-Term Bond Fund	(55,303)
Merit Energy Partners	(76,363)
Northgate Private Equity	(19,518)
Northgate Venture Partners	(64,521)
Pansh Capital Europe	(29,041)
Pansh Capital I	(66,013)
Pansh Capital II	(83,857)
Pershing Square L P	(55,507)
Pinebridge PEP III Direct	(10,655)
Pinebridge PEP III Venture	(43,852)
Q-Bik Co-Investment Fund II, L P	125,885
Quantum Energy Partners IV	29,117
Quantum Energy Partners V	379
RCP Fund II	(15,443)
RCP Fund III	(10,384)
Russian Partners Co LP	(58,865)
Russian Partners II EPAM	(4,357)
Schroder Commodity	(32,200)
Securty Capital	539,311
Siguler Guff II	63,997
Siguler Guff III	216,395
Square Mile Partners	85,010
Sun Capital Partners	26,343
Wellington Trust Company	154,818
Wellington Trust Company NA	22,824
Wilshire European Private	(34,829)
Wilshire US Private	98,414
Woodbourne Real Estate	4,281
Income in general ledger	(396,294)
<b>Total 2010 Taxable Income</b>	<b>\$ 264,424</b>



THE SKILLMAN FOUNDATION (TAX I.D. #38-1675780)  
FORM 990-PF - CALENDAR YEAR 2011

Statement 2

LEGAL, ACCOUNTING & OTHER PROFESSIONAL FEES  
PART I - LINE 16 a, b & c

	Total	Investment Purposes	Charitable Purposes	Type of Service
<b>Line 16(a) - Legal Fees -</b>				
Clark, Hill, P L C	16,515	1,100	15,414	Legal
	<u>16,515</u>	<u>1,100</u>	<u>15,414</u>	
<b>Line 16(b) - Accounting Fees -</b>				
Plante & Moran, PLLC	38,500	9,465	29,034	Accounting
Rachel Stevenson	3,763	925	2,837	Tax Services
Fulcrum Financial Inquiry	800	197	603	Whistleblower
	<u>43,063</u>	<u>10,587</u>	<u>32,475</u>	
<b>Line 16(c) Other Professional Fees</b>				
<b>Investment Manager Fees:</b>				
Wellington	141,158	141,158		Investment Mgr
STW	54,180	54,180		Investment Mgr
GMO (Hedge Funds)	37,727	37,727		Investment Mgr
Real Estate	24,266	24,266		Investment Mgr
Comerica	10,569	10,569		Investment Mgr
JP Morgan	7,213	7,213		Investment Mgr
World Asset Management	833	833		Investment Mgr
<b>Investment Consultant Fees -</b>				
Jeffrey Slocum & Associates	352,083	352,083		
<b>Custodial Fees -</b>				
State Street Bank	66,004	66,004		
<b>Grant Evaluation, Consultant, etc. Fees:</b>				
Community Building Institute				
Good Neighborhoods - Community Planning	37,411		37,411	
Rayer & Associates				
Good Schools - Initiative	18,750		18,750	
Public Sector Consultants, Inc				
Good Schools - Initiative	7,500		7,500	
Duren & Associates				
Change Making - Strategy Development	6,600		6,600	
Dr Andrew J Schneider-Munoz				
Knowledge Management - Evaluation & Learning	6,541		6,541	
Colton Group Detroit, LLC				
Good Opportunities	5,000		5,000	
The Aspen institute				
Knowledge Management - Evaluation & Learning	4,699		4,699	
Institute For Research and Reform				
Good Schools - Initiative	4,000		4,000	
Inland Press				
Knowledge Management - Evaluation & Learning	3,971		3,971	
Blue Skies Studio				
Knowledge Management - Evaluation & Learning	3,570		3,570	
Kimberly Consulting				
Change Making - Strategy Development	3,500		3,500	
Tom Schram				
Knowledge Management - Evaluation & Learning	3,000		3,000	
KSA-Plus Comm				
Good Schools - Initiative	2,000		2,000	
Paul Engstorm				
Knowledge Management - Evaluation & Learning	1,500		1,500	
Center for Effective Philanthropy				
Good Opportunities	1,258		1,258	
One Custom City				
Good Neighborhoods - AA Boys Strategy and Fath	1,250		1,250	
Anthony Adams, Esq				
Good Schools - Initiative	1,169		1,169	
Miscellaneous				
Grantmaking	8,123		8,123	

**THE SKILLMAN FOUNDATION (TAX I.D. #38-1675780)**  
**FORM 990-PF - CALENDAR YEAR 2011**

**LEGAL, ACCOUNTING & OTHER PROFESSIONAL FEES**  
**PART I - LINE 16 a, b & c**

	<u>Total</u>	<u>Investment Purposes</u>	<u>Grant- making</u>
<b>Line 16(c) Other Professional Fees</b>			
<b>Communication Fees:</b>			
The following fees encompass Communication activities (writing, design, newsletter, Yak columns, printing) annual report production, press releases and web site construction & development			
Beaconfire Consulting Inc	62,598		62,598
Proforma Third Coast	45,143		45,143
Mort Cnm Comm	30,000		30,000
Laura Healy	24,976		24,976
Phoenix Innovate	3,839		3,839
Kolossos Printing, Inc	1,721		1,721
Tom Schram	1,500		1,500
Paul Warner	1,000		1,000
Metro Parent Publishing Group	750		750
Wolverne Solutions Group	285		285
Bruce Trachtenberg	238		238
Council on Foundations	60		60
Inland Press	0		24,692
Miscellaneous	7,213		7,213
<b>Computer Consultant Fees:</b>			
Information Age Associates	29,044	7,141	21,903
David Technologies, Inc	22,136	5,442	16,693
Board Effect, Inc	11,958	2,940	9,018
TM Group, Inc	1,463	360	1,103
Miscellaneous	770	189	581
<b>Other Fees</b>			
Lasnik Broida Consultants, Inc	19,578	4,813	14,765
Carla A Smith	8,711	2,142	6,569
Council of Michigan Foundations	5,000	1,229	3,771
Detroit Regional Chamber	3,500	860	2,639
Phyllis St Michael	2,546	626	1,920
Personnel Management Solutions, Inc	2,244	552	1,692
International Institute of Restorative Practices	825	203	622
Michigan Press Reading	812	200	612
Board Source	750	184	566
Ohio News Bureau, Inc	399	98	301
Droste Leadership, LLC	200	49	151
HR Management Group, Inc	200	49	150
Miscellaneous	5,905	1,452	4,453
<b>Total Line 16 (c)</b>	<b>1,109,237</b>	<b>722,561</b>	<b>411,366</b>
<b>Total</b>	<b>1,168,814</b>	<b>734,248</b>	<b>459,255</b>

THE SKILLMAN FOUNDATION (TAX I.D.#38-1675780)  
FORM 990-PF - CALENDAR YEAR 2011

Statement 3

TAXES  
PART I - LINE 18

Line 18 Column A-  
Taxes

232,970

232,970

THE SKILLMAN FOUNDATION (TAX I.D. #38-1675780)  
FORM 990-PF - CALENDAR YEAR 2011

Statement 4

OTHER EXPENSES  
PART I - LINE 23

	<u>Total</u>	<u>Investment Purposes</u>	<u>Charitable Purposes</u>
Office Equipment	55,506	13,646	41,859
Insurance	41,853	10,290	31,563
Leasehold Improvements	37,055	9,110	28,643
Equipment Maintenance	25,421	6,250	19,171
Office Supplies & Stationary	23,623	5,808	17,815
Miscellaneous Administration Expense	21,797	2,997	9,194
Beverage Service	14,018	3,446	10,571
Postage and Mailing	12,112	2,978	9,134
Payroll Service Fee	5,760	1,450	4,310
Membership Dues	4,829	2,130	2,698
Records Maintenance	4,060	998	3,062
Miscellaneous Investment Expense	287	287	0
<b>Total</b>	<b><u>246,323</u></b>	<b><u>59,391</u></b>	<b><u>178,021</u></b>

THE SKILLMAN FOUNDATION (TAX I.D.#38-1675780)  
FORM 990-PF - CALENDAR YEAR 2011

Statement 5

INVESTMENTS - U.S AND STATE GOVERNMENT OBLIGATIONS,  
AND CORPORATE BONDS, NOTES AND STOCKS  
PART II - LINE 10a, 10b, & 10c

Beginning of Year		Cost	Market Value
	<b>Line 10a - U.S and State Government Obligations</b>		
	U.S. Treasury Bonds and Notes:		
4,313,107	Under JP Morgan	9,434,365	9,612,598
<u>4,313,107</u>	<b>Total U.S.and State Gov't Obl. (Line a)</b>	<u>9,434,365</u>	<u>9,612,598</u>
	<b>Line 10b - Corporate Stocks:</b>		
	Domestic Equity Mutual Fund:		
	Under Skillman Fund Account		
2,176,245	Quellos Alpha Transport Trust	1,164,296	1,230,827
14,971,298	CGM Focus Fund	0	0
<u>17,147,544</u>		<u>1,164,296</u>	<u>1,230,827</u>
	International Equity Mutual Fund:		
	Under Skillman Fund Account		
10,147,541	Dodge & Cox	0	0
0	Calamos Global Equity	8,000,000	8,302,019
10,167,819	DFA Int Small Co Portfolio	10,381,905	9,744,471
5,913,560	DFA International	0	0
16,000,000	IND Franchise	19,600,000	22,013,666
10,205,359	Under William Blair	1,013	772
9,992,800	WTC	9,894,276	8,836,233
0	Wellington Global Select Capital Appreciation	9,975,948	8,224,712
<u>62,427,079</u>		<u>57,853,142</u>	<u>57,121,873</u>
	Common Stock:		
20,078,552	Under World Asset Management	13,549,934	11,890,144
8,510,930	Eagle Small Cap Growth	5,988,498	8,385,654
0	GMO Quality Fund III	8,033,784	8,262,095
<u>28,589,482</u>		<u>27,572,217</u>	<u>28,537,893</u>
<u>108,164,105</u>	<b>Total Corporate Stocks (Line b)</b>	<u>86,589,654</u>	<u>86,890,593</u>
	(See attached schedule for detail)		
	<b>Line 10c - Corporate Bonds and Notes:</b>		
20,829,288	PIMCO	21,370,581	21,248,351
16,607,729	STW	19,072,531	19,201,694
2,397,758	Merganser	0	0
<u>39,834,774</u>	<b>Total Corporate Bonds &amp; Notes (Line c)</b>	<u>40,443,112</u>	<u>40,450,045</u>
	(See attached schedule for detail)		
<u>152,311,986</u>	<b>TOTAL INVESTMENTS</b>	<u>136,467,131</u>	<u>136,953,236</u>

THE SKILLMAN FOUNDATION (TAX I.D.#38-1675780)  
FORM 990-PF - CALENDAR YEAR 2010

Statement 6

INVESTMENTS - OTHER  
PART II, LINE 13

Beginning of Year		Cost	Market Value
<b>Hedge Funds:</b>			
4,500,000	ACI Mult Strategy Market Neutral	4,500,000	5,037,734
5,000,000	ACL	5,000,000	5,097,859
2,156,384	Advent Convertible Arb	2,156,384	3,259,878
741,927	AG Arb Partners	656,241	656,241
3,500,000	Ascend Capital	350,000	484,450
3,000,000	Aurelius	3,180,744	2,943,649
3,000,000	Axial Capital Offshore LTD	0	0
3,000,000	Bngade	3,000,000	3,169,780
0	Blackstone Park Avenue Fund	0	0
3,500,000	Blue Harbour Strategic Value	6,000,000	6,145,576
3,000,000	Emerging Sovereign	3,000,000	3,650,664
10,000,000	ESG Treasury Opp Offshore LTD	10,000,000	4,413,804
0	Fidelity Market Neutral	0	0
2,020,601	Fir Tree (Admiral)	2,020,601	4,572,283
3,302,891	GMO Emerging Country Debt	3,283,501	6,313,769 0
17,000,000	Goldman Sachs Pnnceon Fund	17,000,000	22,033,108
9,226,347	Lazard Emerging Income Fund	9,226,347	10,602,775
5,410,289	Magnetar Capital	4,404,424	4,197,710
3,000,000	MKP	3,000,048	3,314,366
3,000,000	Northwest	3,000,000	2,643,793
3,342,723	Och Ziff	3,342,723	4,816,985
0	Pershing Square	6,000,000	5,876,634
0	Protégé Tactical International	1,285,751	1,082,189
2,591,351	Standard Pacific	2,591,351	4,178,623
710,273	Stark Investments (Shepard Investments)	594,366	679,160
0	Special	0	0
3,000,000	Strategic Value Restructunng	3,000,000	2,402,067
4,946,218	Taconic Opportunity Offshore	4,994,470	5,741,112
0	Tiedemann Emerging Markets	0	0
<b>98,949,005</b>		<b>101,586,951</b>	<b>113,314,210</b>
<b>Private Equity:</b>			
639,095	AIG Private Equity Venture Fund	362,308	1,610,433
619,298	AIG Private Equity Direct	563,678	391,257
2,531,413	Axiam Asia	3,416,576	4,647,760
1,009,152	Canaan VIII LP	1,552,269	2,200,524
1,312,017	CRP XIII Annex Fund	1,979,117	1,845,281
2,177,413	CVE Kauffman	2,957,203	3,443,895
0	Dena Co	0	126,764
1,890,357	DW Healthcare Partners II LP	2,057,747	2,267,409
6,696,555	European Strategic Partners	6,345,042	5,558,505
4,140,430	Harbourvest Mezzanine Fund	3,159,587	3,765,098
8,500,320	Harbourvest Venture Fund	7,986,759	9,682,381
3,809,053	Harbourvest Buyout Fund	3,356,712	3,364,383
2,552,847	Institutional Venture Partners	3,417,207	7,786,179
2,519,532	Insight Capital	2,349,810	5,821,452
821,538	Invention Development	1,069,896	190,151
2,547,221	Northgate Private Equity	2,319,478	3,591,639
2,081,828	Northgate Venture Partners II LP	2,355,125	2,141,548
6,859,920	Pansh Capital	6,617,846	6,943,166
1,532,995	Pansh Capital Europe	1,257,641	1,614,894
1,967,446	Portfolio Advisors	1,815,397	2,221,915
2,531,705	Q Blk Co Investment Fund II	2,237,477	3,019,355
1,993,628	RCP Fund II, L P	1,453,102	2,452,343
2,164,900	RCP Fund III, L P	2,058,335	1,580,116
579,730	Russia Partners II	579,730	913,616
358,669	Russia Partners Co LP	468,669	1,691,643
6,087,993	Siguler Guff	5,106,571	6,001,882
0	Strategic Value Special Situations	1,350,000	924,226
668,628	Sun Capital	945,352	1,535,852
1,450,814	Wilshire Eurofund	1,345,315	1,791,641
2,879,559	Wilshire US Private	1,954,102	10,450,197
<b>72,924,058</b>		<b>72,438,052</b>	<b>99,575,505</b>

THE SKILLMAN FOUNDATION (TAX I.D.#38-1675780)  
FORM 990-PF - CALENDAR YEAR 2010

Statement 6

INVESTMENTS - OTHER  
PART II, LINE 13

Beginning of Year		Cost	Market Value
	<b>Real Estate</b>		
3,676,790	Armenius Real Estate	4,057,414	4,250,740
6,623,212	Dune Real Estate Parallel Fund	5,501,565	2,770,293
3,741,702	Gem Value International	3,741,702	6,547,674
4,963,927	Principal Global Investors	5,389,328	6,814,162
9,058,340	Securty Capital	9,058,340	5,367,866
2,763,669	Square Mile	3,439,150	4,087,023
1,180,162	Woodburne Real Estate Fund	1,013,558	382,228
169,336	Woodburne Securities Fund	145,573	163,215
<b>32,177,138</b>		<b>32,346,631</b>	<b>30,383,201</b>
	<b>Natural Resources</b>		
0	Blackstone Resources	6,000,000	5,309,519
4,157,758	Canann Natural Gas (New)	4,157,758	2,657,002
14,659,113	FIA Timber Partners	11,464,748	4,966,971
1,000,000	Geologic Resources	1,000,000	2,214,561
2,252,139	Isthmar + Sindicatum	2,252,139	2,135,201
4,975,338	Kayne Anderson Energy Fund	3,434,602	7,125,877
2,709,966	Ment Energy Partners	2,693,330	2,201,990
1,330,908	Quantum Energy Partners	2,267,415	2,699,694
2,965,010	Schroder Commodity	2,965,010	3,873,800
<b>34,050,232</b>		<b>36,235,003</b>	<b>33,184,615</b>
<b>238,100,433</b>	<b>TOTAL OTHER INVESTMENTS</b>	<b>242,606,638</b>	<b>276,457,531</b>

THE SKILLMAN FOUNDATION  
SKILLMAN - SKILLMAN FUND ACCOUNT  
ALPHA ACCOUNT POSITION APPRAISAL

PAGE. 1  
AS-OF DATE: 31DEC11

ASSET ID	ASSET DESCRIPTION		RATE	MATURITY DATE	MKT PRICE				
	UNITS	LOCAL	UNIT COST	TOTAL COST	UNIT PRICE	MARKET VALUE	% CURR	UNREAL GN/LN	
	ORIGINAL FACE	BASE	UNIT COST	TOTAL COST	UNIT PRICE	MARKET VALUE	% FUND	UNREAL GN/LN	

CASH EQUIVALENTS  
+++++

US DOLLAR  
 1 2 3 4 5 6 7 8 9 0

```

EXCHANGE RATE      1 000000000
#####

```

8611238A8	SSGA FDS		MONEY MARKET FUND			
205,559.85	100.000000	205,559.85	100.000000	205,559.85	0.21	0.00
-----		-----		-----	-----	-----
205,559.85		205,559.85		205,559.85	0.21	0.00
					0.21	



PAGE 2  
AS-OF DATE: 31DEC11

ASSET ID	ASSET DESCRIPTION	RATE	MATURITY DATE	MKT PRICE				
ORIGINAL	UNITS LOCAL UNIT COST FACE BASE UNIT COST	TOTAL COST TOTAL COST	UNIT PRICE UNIT PRICE	MARKET VALUE MARKET VALUE	% CORR % FUND	UNREAL GN/LS UNREAL GN/LS		
<b>EQUITIES</b>								
<b>*****</b>								
US DOLLAR					EXCHANGE RATE	1.000000000		
*****					*****			
ACI00QGP5	WELLINGTON GLOBAL SELECT	CAPITAL APPRECIATION FUND						
871,261.825	11.450000	9,975,947.90	9.440000	8,224,711.63	8.53	-1,751,236.27		
					8.53			
ACI008JH0	WTC CTF EMERG MKTS LOCAL EQU	MUTUAL FUND						
889,852.258	11.119010	9,894,275.74	9.930000	8,836,232.92	9.16	-1,058,042.82		
					9.16			
ACI009DZ4	IND FRANCHISE PTNRS GLOB EQTY	LIMITED PARTNERSHIP						
1,859,886.101	10.538280	19,600,000.00	11.836029	22,013,665.83	22.82	2,413,665.83		
					22.82			
128119450	CALAMOS GLOBAL EQUITY FUND	CALAMOS GLOBAL EQUITY FD I						
702,370.500	11.390000	8,000,000.00	11.820000	8,302,019.31	8.61	302,019.31		
					8.61			
233203421	DFA EMERGING MARKETS CORE EQUI	DFA EMERG MKTS CORE EQUITY						
565,224.530	18.367753	10,381,904.69	17.240000	9,744,470.90	10.10	-637,433.79		
					10.10			
269858304	EAGLE SMALL CAP GROWTH FUND	EAGLE SMALL CAP GROWTH FD I						
219,519.729	27.280000	5,988,498.21	38.200000	8,385,653.65	8.69	2,397,155.44		
					8.69			
362008260	GMO QUALITY FUND	GMO QUALITY FUND III						
374,868.206	21.430957	8,033,784.41	22.040000	8,262,095.26	8.57	228,310.85		
					8.57			
72201M487	PIMCO UNCONSTRAINED BOND FUND	PIMCO UNCONSTRAINED BOND INS						
1,951,180.065	10.952644	21,370,580.93	10.890000	21,248,350.92	22.03	-122,230.01		
					22.03			



US15  
USD

THE SKILLMAN FOUNDATION  
SKILLMAN - EAGLE ASSET MANAGEMENT  
ALPHA ACCOUNT POSITION APPRAISAL

PAGE 1  
AS-OF DATE: 31DEC11

ASSET ID		ASSET DESCRIPTION		RATE	MATURITY DATE	MKT PRICE			
UNITS		LOCAL	UNIT COST	TOTAL COST	UNIT PRICE	MARKET VALUE	% CORR	UNREAL GN/LS	
ORIGINAL FACE		BASE	UNIT COST	TOTAL COST	UNIT PRICE	MARKET VALUE	% FUND	UNREAL GN/LS	
				CASH					
				++++					
US DOLLAR						EXCHANGE RATE		1.000000000	
*****						*****			
9,925,570.81			1.000000	9,925,570.81	1.000000	9,925,570.81	97.15	0.00	
-----				-----		-----	-----	-----	
9,925,570.81				9,925,570.81		9,925,570.81	97.15	0.00	
							97.15		

THE SKILLMAN FOUNDATION  
SKILLMAN - EAGLE ASSET MANAGEMENT  
ALPHA ACCOUNT POSITION APPRAISAL

ASSET ID	ASSET DESCRIPTION		RATE	MATURITY DATE	MKT PRICE			
	UNITS	LOCAL	UNIT COST	TOTAL COST	UNIT PRICE	MARKET VALUE	% CURR	UNREAL GN/LS
ORIGINAL FACE	BASE	UNIT COST	TOTAL COST	UNIT PRICE	MARKET VALUE	% FUND	UNREAL GN/LS	

US DOLLAR  
 壹 貳 參 肆 伍 陸 柒 捌 玖 拾

EXCHANGE RATE 1 000000000  
=====

8611238A8	SSGA FDS			MONEY MARKET FUND			
291,487.54		100.000000	291,487.54	100.000000	291,487.54	2.85	0.00
-----			-----		-----	-----	-----
291,487.54			291,487.54		291,487.54	2.85	0.00
						2.85	

THE SKILLMAN FOUNDATION  
SKILLMAN - EAGLE ASSET MANAGEMENT  
ALPHA ACCOUNT POSITION APPRAISAL

ASSET ID	ASSET DESCRIPTION		RATE	MATURITY DATE	MKT PRICE			
	UNITS ORIGINAL FACE	LOCAL BASE	UNIT COST UNIT COST	TOTAL COST TOTAL COST	UNIT PRICE UNIT PRICE	MARKET VALUE MARKET VALUE	% CURR % FUND	UNREAL GN/LI UNREAL GN/LI

US DOLLAR				EXCHANGE RATE		1.000000000
*****				=====		
656568508	NORTEL NETWORKS CORP		COMMON STOCK NPV			
240.000	0.0000000		0.00	0.016500	3.96 0.00	3.96
					0.00	
-----			----		----	----
240 000			0.00		3.96 0.00	3.96
					0.00	

THE SKILLMAN FOUNDATION  
SKILLMAN - DIRECT HEDGE FUNDS  
ALPHA ACCOUNT POSITION APPRAISAL

ASSET ID		ASSET DESCRIPTION		RATE	MATURITY DATE	MKT PRICE					
UNITS ORIGINAL FACE	LOCAL BASE	UNIT COST UNIT COST	TOTAL COST TOTAL COST	UNIT PRICE UNIT PRICE	MARKET VALUE MARKET VALUE	% CURR % FUND	UNREAL GN/LN UNREAL GN/LN	GN/LN GN/LN	LS LS		

US DOLLAR				EXCHANGE RATE		1.000000000
*****				*****		
8611238A8	SSGA FDS			MONEY MARKET FUND		
89,121.55	100 000000	89,121.55	100.000000	89,121.55	0.08	0.00
-----		-----		-----		-----
89,121.55		89,121.55		89,121.55	0.08	0.00
					0.08	

ASSET ID	ASSET DESCRIPTION		RATE	MATURITY DATE	MKT PRICE			
ORIGINAL FACE	UNITS	LOCAL BASE	UNIT COST UNIT COST	TOTAL COST TOTAL COST	UNIT PRICE UNIT PRICE	MARKET VALUE MARKET VALUE	% CURR % FUND	UNREAL GN/LS UNREAL GN/LS

EQUITIES  
++++++US DOLLAR  
\*\*\*\*\*EXCHANGE RATE  
\*\*\*\*\*

1 000000000

ACI00EQ48	PERSHING SQUARE LP	LIMITED PARTNERSHIP						
6,000,000.000	1.000000	6,000,000.00	0 979439	5,876,634.00	5.20	-123,366.00		
					5.20			
ACI00GQB7	EMERGING SOVRN OFFS ESM A 3A	LIMITED PARTNERSHIP						
1,998.075	1,501.445141	3,000,000 00	1,827 090785	3,650,664.42	3.23	650,664.42		
					3.23			
ACI00IGL2	AURELIUS CAP INT CLS A SER1	MUTUAL FUND						
1,903.008	1,671.429458	3,180,743 63	1,546.839998	2,943,648.89	2.60	-237,094.74		
					2.60			
ACI00NLG6	PROTEGE TACTICAL INTL FD	LIMITED PARTNERSHIP						
1,285,750.720	1.000000	1,285,750.72	0.841679	1,082,189.38	0.96	-203,561.34		
					0.96			
ACI00Y7U7	MAGNETAR CAP II LTD	MUTUAL FUND						
2,554.390	964.278751	2,463,144.00	1,140 236221	2,912,608.00	2 58	449,464 00		
					2.58			
ACI001UP4	ESG TREASURY OPP OFFSHORE LTD.	LIMITED PARTNERSHIP						
10,501.613	952 234671	10,000,000.00	420.297700	4,413,803.79	3.90	-5,586,196.21		
					3.90			
00599Y979	ACI MULTI STRATEGY MARKET NEUT							
4,472.421	1,006.166459	4,500,000.00	1,126 399749	5,037,733.89	4.45	537,733.89		
					4 45			
00799L991	ADVENT CONVERTIBLE ARBITRAGE	(CAYMAN) FUND						
17,403.344	123 906315	2,156,384 23	187 313305	3,259,877 88	2 88	1,103,493 65		
					2.88			

THE SKILLMAN FOUNDATION  
SKILLMAN - DIRECT HEDGE FUNDS  
ALPEA ACCOUNT POSITION APPRAISAL

ASSET ID	ASSET DESCRIPTION		RATE	MATURITY DATE	MKT PRICE			
	UNITS ORIGINAL FACE	LOCAL BASE	UNIT COST UNIT COST	TOTAL COST TOTAL COST	UNIT PRICE UNIT PRICE	MARKET VALUE MARKET VALUE	% CURR % FUND	UNREAL GN/LS UNREAL GN/LS
01099A909	BRIGADE LEVERAGED CAP STR OFF		LIMITED PARTNERSHIP					
	2,257.092		1,329.143872	3,000,000.00	1,404.364417	3,169,779.69	2.80 2.80	169,779.69
04399E977	ASCEND PARTNERS FUND II LP		ASCEND PARTNERS FUND II LP					
	2,833.223		123.534254	350,000.09	170.989156	484,450.41	0.43 0.43	134,450.32
09599T948	BLUE HARBOUR STRGC VLU PTNRS		CL A 04/07					
	4,502.023		1,332.734195	6,000,000.00	1,359.716601	6,121,475.41	5.41 5.41	121,475.41
31899E983	FIR TREE INTL VALUE FD LTD		CL A SER 1					
	117.229		17,051.288248	1,998,905.47	38,886.279504	4,558,599.66	4.03 4.03	2,559,694.19
31899Q945	FIR TREE INTNATL FD LTD		SER 0305 CL A NON MARKETABLE					
	2.170		9,998.156682	21,696.00	6,305.857143	13,683.71	0.01 0.01	-8,012.29
36299J938	GMO EMERGING COUNTRY DEBT		CLASS D SERIES 6					
	23,111.051		120.930634	2,794,834.06	235.791483	5,449,388.99	4.82 4.82	2,654,554.93
36299J946	GMO EMERGING COUNTRY DEBT		CLASS B SERIES 41					
	3,594.250		135.957863	488,666.55	240.489671	864,380.00	0.76 0.76	375,713.45
39999S927	GOLDMAN SACHS FOUNDERS FUND		OFFSHORE LTD					
	148,399.205		114.555870	17,000,000.00	149.537172	22,191,197.44	19.62 19.62	5,191,197.44
52199Z948	LAZARD EMERGING INCOME LTD		CLASS A2 SERIES 1					
	71,886.189		128.346587	9,226,346.98	147.493909	10,602,775.02	9.38 9.38	1,376,428.04
55999F996	MAGNETAR CAP FD SP 1							
	327.000		1,124.250765	367,630.00	633.667600	207,209.31	0.18 0.18	-160,420.69



US24  
USD

THE SKILLMAN FOUNDATION  
SKILLMAN - DIRECT HEDGE FUNDS  
ALPHA ACCOUNT POSITION APPRAISAL

PAGE: 5  
AS-OF DATE: 31DEC11

ASSET ID	ASSET DESCRIPTION		RATE	MATURITY DATE	MKT PRICE				
	UNITS ORIGINAL FACE	LOCAL BASE	UNIT COST UNIT COST	TOTAL COST TOTAL COST	UNIT PRICE UNIT PRICE	MARKET VALUE MARKET VALUE	% CURR % FUND	UNREAL GN/LS UNREAL GN/LS	
58999S984	MKP CREDIT OFFSHORE LTD		SER A101						
	847.161	3,541.295964	3,000,047.83	3,912.321271	3,314,366.00	2.93	2.93	314,318.17	
66799Z926	NORTHWEST INVESTMENT MGMT		HEDGE FUND						
	1,483.860	2,021.754074	3,000,000.00	1,781.700000	2,643,793.36	2.34	2.34	-356,206.64	
67599Y945	OCH ZIFF								
	3,721.881	898.127450	3,342,723.49	1,294.234074	4,816,985.21	4.26	4.26	1,474,261.72	
83299B945	SHEPHERD INVESTMENTS INTERNL		CL S SER SA23						
	24,092.019	24.670651	594,365.80	28.190242	679,159.85	0.60	0.60	84,794.05	
853999910	STANDARD PACIFIC		CLASS F 2005						
	9,107.861	284.518055	2,591,350.90	458.793000	4,178,622.87	3.70	3.70	1,587,271.97	
86299B948	STRATEGIC VALUE RESTRUCTURING		FUND, LTD.						
	29,644.900	101.197845	3,000,000.00	84.422513	2,502,696.96	2.21	2.21	-497,303.04	
87499X946	TACONIC OPPORTUNITY OFFSHORE		FUND LTD CL A SERIES 22 NR						
	4,951.491	1,008.680093	4,994,470.40	1,172.442604	5,805,339.00	5.13	5.13	810,868.60	
912EJC902	MAGNETAR CAPITAL FUND LTD		SIDE POCKET SERIES 3						
	394.900	1,478.551532	583,880.00	1,055.022993	416,628.58	0.37	0.37	-167,251.42	
959TLD908	MAGNETAR SPC LIQUIDATING PORTF		SERIES A SUBSERIES 2						
	656.462	1,507.733974	989,770.06	1,063.591769	698,207.58	0.62	0.62	-291,562.48	
980QZD902	ACL ALTERNATIVE FUND LTD		LIMITED PARTNERSHIP						
	33,526.277	149.136750	5,000,000.00	152.055618	5,097,858.77	4.51	4.51	97,858.77	
	7,690,039.815		100,930,710.21		112,993,758.07	99.92	99.92	12,063,047.86	

THE SKILLMAN FOUNDATION  
SKILLMAN - PRIVATE EQUITY FUND  
ALPHA ACCOUNT POSITION APPRAISAL

PAGE: 1  
AS-OF DATE: 31DEC11

CASH EQUIVALENTS  
+++++

US DOLLAR				EXCHANGE RATE		1.0000000000	
*****				=====			
8611238A8	SSGA FDS			MONEY MARKET FUND			
298,221.03	100.000000	298,221.03	100.000000	298,221.03	0.33	0.00	
-----		-----		-----	-----	-----	
298,221.03		298,221.03		298,221.03	0.33	0.00	
					0.31		

US25  
USD

THE SKILLMAN FOUNDATION  
SKILLMAN - PRIVATE EQUITY FUND  
ALPEA ACCOUNT POSITION APPRAISAL

PAGE: 2  
AS-OF DATE: 31DEC11

ASSET ID	ASSET DESCRIPTION			RATE	MATURITY DATE	MKT PRICE		
ORIGINAL	UNITS FACE	LOCAL BASE	UNIT COST UNIT COST	TOTAL COST TOTAL COST	UNIT PRICE UNIT PRICE	MARKET VALUE MARKET VALUE	% CURR % FUND	UNREAL GN/LS UNREAL GN/LS

EQUITIES  
++++++

EURO CURRENCY  
\*\*\*\*\*

EXCHANGE RATE 0 770327000  
\*\*\*\*\*

>> GERMANY

\*\*\*\*\*

99PUKV900	EUROPEAN STRATEGIC PARTNERS II LP							
908,288.120		0.645764	586,539.52	2.110496	1,916,938.44	34.69	1,330,398.92	
		0.900801	818,186.58	2.739740	2,488,473.65	2.58	1,670,287.07	
993QMZ902	EUROPEAN STRATEGIC PARTNERS 2006 B LP							
2,319,286.680		1.689072	3,917,441.59	1.019679	2,364,927.92	42.80	-1,552,513.67	
		2.382998	5,526,855.19	1.323696	3,070,031.19	3.18	-2,456,824.00	
*****			*****		*****	*****	*****	
3,227,574.800			4,503,981.11		4,281,866.36	77.49	-222,114.75	
			6,345,041.77		5,558,504.84	5.77	-786,536.93	

>> UNITED KINGDOM

\*\*\*\*\*

990SDX906	PARISH CAPITAL EUROPE I							
933,908.000		0.949142	886,411.23	1.332033	1,243,996.27	22.51	357,585.04	
		1.346643	1,257,640.97	1.729179	1,614,893.77	1.68	357,252.80	
*****			*****		*****	*****	*****	
933,908.000			886,411.23		1,243,996.27	22.51	357,585.04	
			1,257,640.97		1,614,893.77	1.68	357,252.80	
-----			-----		-----	-----	-----	
4,161,482.800			5,390,392.34		5,525,862.63	100.00	135,470.29	
			7,602,682.74		7,173,398.61	7.44	-429,284.13	

JAPANESE YEN  
\*\*\*\*\*

EXCHANGE RATE 76.940000000  
\*\*\*\*\*

THE SKILLMAN FOUNDATION  
SKILLMAN - PRIVATE EQUITY FUND  
ALPHA ACCOUNT POSITION APPRAISAL

[illegible]

US25  
USD

THE SKILLMAN FOUNDATION  
SKILLMAN - PRIVATE EQUITY FUND  
ALPHA ACCOUNT POSITION APPRAISAL

PAGE: 4  
AS-OF DATE: 31DEC11

ASSET ID	ASSET DESCRIPTION			RATE	MATURITY DATE	MKT PRICE			
ORIGINAL	UNITS FACE	LOCAL BASE	UNIT COST UNIT COST	TOTAL COST TOTAL COST	UNIT PRICE UNIT PRICE	MARKET VALUE MARKET VALUE	% CURR % FUND	UNREAL GN/LS UNREAL GN/LS	
26799K956	DW HEALTHCARE PARTNERS II LP		LIMITED PARTNERSHIP						
2,084,853.940		0.986998	2,057,747.11	1.142014	2,380,932.39	2.67 2.47		323,185.28	
40199A963	HARBOURVEST PARTNERS VII		MEZZANINE HOLDING FUND LP						
2,685,601.000		1.176492	3,159,586.98	0.349277	938,018.66	1.05 0.97		-2,221,568.32	
40199Q992	THE HARBOURVEST PARTNERS VII		VENTURE PARTNERSHIP FUND						
7,015,838.000		1.138390	7,986,759.14	1.384330	9,712,235.02	10.90 10.07		1,725,475.88	
411997984	HARBOURVEST PARTNERS VII		BUYOUT PARTNERSHIP FUND						
2,159,122.000		1.554665	3,356,712.47	1.576981	3,404,894.37	3.82 3.53		48,181.90	
457766921	INSTITUTIONAL VENTURE PARTNERS								
1,931,655.000		0.992520	1,917,206.78	3.802571	7,345,255.29	8.24 7.62		5,428,048.51	
45799M929	INSIGHT EQUITY I		LP						
2,124,503.330		1.106052	2,349,810.23	1.584943	3,367,216.68	3.78 3.49		1,017,406.45	
468993928	INVENTION DEVELOPMENT		FUND I LLC						
1,265,246.000		0.845603	1,069,896.00	0.206862	261,731.32	0.29 0.27		-808,164.68	
66699A930	NORTHGATE PRIVATE EQUITY PARTNERSHIP		LIMITED PARTNERSHIP						
3,026,508.190		0.766388	2,319,478.34	1.225727	3,709,672.80	4.16 3.85		1,390,194.46	
66699A971	NORTHGATE VENTURE PARTNERS III		LP						
1,660,154.240		1.418618	2,355,125.07	1.277069	2,120,131.52	2.38 2.20		-234,993.55	
700998917	PARISH CAPITAL II, L.P.		LIMITED PARTNERSHIP						
2,983,021.000		1.631224	4,865,976.32	1.103965	3,293,150.78	3.70 3.42		-1,572,825.54	

US25  
USD

THE SKILLMAN FOUNDATION  
SKILLMAN - PRIVATE EQUITY FUND  
ALPHA ACCOUNT POSITION APPRAISAL

PAGE: 5  
AS-OF DATE: 31DEC11

ASSET ID	ASSET DESCRIPTION	RATE	MATURITY DATE	MKT PRICE				
UNITS ORIGINAL FACE	LOCAL BASE	UNIT COST UNIT COST	TOTAL COST TOTAL COST	UNIT PRICE UNIT PRICE	MARKET VALUE MARKET VALUE	% CURR % FUND	UNREAL GN/LS UNREAL GN/LS	
700998982	PARISH CAPITAL 1							
2,784,685.000		0.629109	1,751,870.13	1.310746	3,650,014.73	4.10 3.79	1,898,144.60	
736991910	PORTFOLIO ADVISORS (OFFSHORE)							
1,815,397.040		1.000000	1,815,397.04	1.223928	2,221,915.27	2.49 2.30	406,518.23	
75799B912	RCP FUND II, L.P.							
1,688,484.130		0.860596	1,453,101.89	1.444155	2,438,432.80	2.74 2.53	985,330.91	
75799B920	RCP FUND III LP							
1,308,201.650		1.573408	2,058,334.78	1.197856	1,567,037.20	1.76 1.63	-491,297.58	
77999Z988	RUSSIA PARTNERS II							
420,000.000		1.380310	579,730.00	2.134462	896,474.04	1.01 0.93	316,744.04	
782900104	RUSSIA PARTNERS CO.LP							
1,605,374.390		0.291938	468,669.30	0.955697	1,534,251.49	1.72 1.59	1,065,582.19	
82699C917	SIGULER GUFF DISTRESSED							
1,076,777.883		0.604772	651,205.06	1.642190	1,768,273.87	1.98 1.83	1,117,068.81	
82699H999	SIGULER GUFF DISTRESSED OPP							
3,156,830.777		1.411341	4,455,365.55	1.325477	4,184,306.59	4.70 4.34	-271,058.96	
86699M940	SUN CAPITAL ADVISORS V LP							
1,193,925.000		0.791802	945,352.45	1.241900	1,482,735.46	1.66 1.54	537,383.01	
914KLF906	CRP XIII ANNEX FUND LP							
1,977,550.000		1.000792	1,979,116.67	0.935493	1,849,984.18	2.08 1.92	-129,132.49	

US25  
USD

THE SKILLMAN FOUNDATION  
SKILLMAN - PRIVATE EQUITY FUND  
ALPHA ACCOUNT POSITION APPRAISAL

PAGE. 6  
AS-OF DATE: 31DEC11

ASSET ID	ASSET DESCRIPTION		RATE	MATURITY DATE	MKT PRICE			
	UNITS	LOCAL	UNIT COST	TOTAL COST	UNIT PRICE	MARKET VALUE	% CURR	UNREAL GN/LS
	ORIGINAL FACE	BASE	UNIT COST	TOTAL COST	UNIT PRICE	MARKET VALUE	% FUND	UNREAL GN/LS
917TWB901	CVE KAUFFMAN FELLOWS			ENDOWMENT FUND I				
3,096,378.930		0.955052		2,957,203.07	1.092849	3,383,874.62	3.80	426,671 55
							3.51	
97199Q919	WILSHIRE EURO			PVT MARKET FD				
433,838 161		3.100961		1,345,315.11	4 041714	1,753,449.77	1.97	408,134.66
							1 82	
971992946	WILSHIRE			PRIVATE MARKET FUND V SPL WTS				
442,834.315		4 412715		1,954,101 69	24 176566	10,706,213.04	12.02	8,752,111 35
							11.11	
998MPC904	Q BLK CO INVESTMENT FUND II							
2,156,762.000		1.037424		2,237,477.20	1.399948	3,019,354.65	3.39	781,877.45
							3.13	
58,969,854.034				64,835,369.45		88,808,436.07	99.67	23,973,066 62
							92.12	

THE SKILLMAN FOUNDATION  
SKILLMAN - PRINCIPAL GLOBAL INVESTORS  
ALPHA ACCOUNT POSITION APPRAISAL

ASSET ID	ASSET DESCRIPTION		RATE	MATURITY DATE	MKT PRICE			
	UNITS	LOCAL	UNIT COST	TOTAL COST	UNIT PRICE	MARKET VALUE	% CURR	UNREAL GN/LIS
	ORIGINAL FACE	BASE	UNIT COST	TOTAL COST	UNIT PRICE	MARKET VALUE	% FUND	UNREAL GN/LIS

US DOLLAR				EXCHANGE RATE		1.000000000	
*****				*****			
8611238A8 SSGA FDS				MONEY MARKET FUND			
91,799.81		100.000000	91,799.81	100.000000	91,799.81	1.34	0.00
-----			-----		-----	----	
91,799.81			91,799.81		91,799.81	1.34	0.00
						1.34	



US26  
USD

THE SKILLMAN FOUNDATION  
SKILLMAN - PRINCIPAL GLOBAL INVESTORS  
ALPHA ACCOUNT POSITION APPRAISAL

PAGE. 2  
AS-OF DATE: 31DEC11

ASSET ID	ASSET DESCRIPTION		RATE	MATURITY DATE	MKT PRICE				
ORIGINAL FACE	UNITS	LOCAL BASE	UNIT COST	TOTAL COST	UNIT PRICE	MARKET VALUE	% CURR	UNREAL GN/LS	UNREAL GN/LS
			UNIT COST	TOTAL COST	UNIT PRICE	MARKET VALUE	% FUND	UNREAL GN/LS	UNREAL GN/LS

EQUITIES  
++++++

US DOLLAR  
\*\*\*\*\*

EXCHANGE RATE  
\*\*\*\*\*

1.000000000

024013104	AMERICAN ASSETS TRUST INC	REIT							
2,882.000	20.090264	57,900.14	20	510000	59,109.82	0.87		1,209.68	
						0.87			
024835100	AMERICAN CAMPUS COMMUNITIES	REIT USD.01							
292.000	31.048082	9,066.04	41.960000		12,252.32	0.18		3,186.28	
						0.18			
035710409	ANNALY CAPITAL MANAGEMENT IN	REIT USD.01							
6,000.000	17.523357	105,140.14	15.960000		95,760.00	1.40		-9,380.14	
						1.40			
03748R101	APARTMENT INVT + MGMT CO A	REIT USD.01							
7,000.000	24.727709	173,093.96	22.910000		160,370.00	2.35		-12,723.96	
						2.35			
044103109	ASHFORD HOSPITALITY TRUST	REIT USD.01							
900.000	7.764811	6,988.33	8.000000		7,200.00	0.11		211.67	
						0.11			
053484101	AVALONBAY COMMUNITIES INC	REIT USD.01							
2,380.000	97.653576	232,415.51	130.600000		310,828.00	4.55		78,412.49	
						4.55			
05564E106	BRE PROPERTIES INC	REIT USD.01							
2,004.000	47.773458	95,738.01	50.480000		101,161.92	1.48		5,423.91	
						1.48			
101121101	BOSTON PROPERTIES INC	REIT USD.01							
4,075.000	91.166977	371,505.43	99.600000		405,870.00	5.94		34,364.57	
						5.94			

US26  
USD

THE SKILLMAN FOUNDATION  
SKILLMAN - PRINCIPAL GLOBAL INVESTORS  
ALPHA ACCOUNT POSITION APPRAISAL

PAGE. 3  
AS-OF DATE: 31DEC11

ASSET ID	ASSET DESCRIPTION		RATE	MATURITY DATE	MKT PRICE			
	UNITS ORIGINAL FACE	LOCAL BASE	UNIT COST UNIT COST	TOTAL COST TOTAL COST	UNIT PRICE UNIT PRICE	MARKET VALUE MARKET VALUE	CURR FUND	UNREAL GN/LS UNREAL GN/LS
12504L109	CBRE GROUP INC			COMMON STOCK USD 01				
	1,600.000		21.259506	34,015.21	15.220000	24,352.00	0.36 0.36	-9,663.21
133131102	CAMDEN PROPERTY TRUST			REIT USD 01				
	800.000		63.540900	50,832.72	62.240000	49,792.00	0.73 0.73	-1,040.72
195872106	COLONIAL PROPERTIES TRUST			REIT USD.01				
	5,139.000		12.572131	64,608.18	20.860000	107,199.54	1.57 1.57	42,591.36
22025Y407	CORRECTIONS CORP OF AMERICA			COMMON STOCK USD.01				
	1,800.000		22.434900	40,382.82	20.370000	36,666.00	0.54 0.54	-3,716.82
253868103	DIGITAL REALTY TRUST INC			REIT USD.01				
	3,232.000		43.673094	141,151.44	66.670000	215,477.44	3.16 3.16	74,326.00
253868608	DIGITAL REALTY TRUST INC			PREFERRED				
	1,900.000		35.143453	66,772.56	45.500000	86,450.00	1.27 1.27	19,677.44
25960P109	DOUGLAS EMMETT INC			REIT USD.01				
	3,740.000		12.474126	46,653.23	18.240000	68,217.60	1.00 1.00	21,564.37
26613Q106	DUPONT FABROS TECHNOLOGY			REIT USD.001				
	4,081.000		22.700480	92,640.66	24.220000	98,841.82	1.45 1.45	6,201.16
28140H104	EDUCATION REALTY TRUST INC			REIT USD 01				
	3,563.000		9.506660	33,872.23	10.230000	36,449.49	0.53 0.53	2,577.26
29380T105	ENTERTAINMENT PROPERTIES TR			REIT USD 01				
	2,600.000		32.537108	84,596.48	43.710000	113,646.00	1.66 1.66	29,049.52

US26  
USD

THE SKILLMAN FOUNDATION  
SKILLMAN - PRINCIPAL GLOBAL INVESTORS  
ALPHA ACCOUNT POSITION APPRAISAL

PAGE. 4  
AS-OF DATE: 31DEC11

ASSET ID	ASSET DESCRIPTION		RATE	MATURITY DATE	MKT PRICE			
	UNITS ORIGINAL FACE	LOCAL BASE	UNIT COST UNIT COST	TOTAL COST TOTAL COST	UNIT PRICE UNIT PRICE	MARKET VALUE MARKET VALUE	% CURR % FUND	UNREAL GN/LS UNREAL GN/LS
29472R108	EQUITY LIFESTYLE PROPERTIES		REIT USD 01					
	1,755.000		43.661037	76,625.12	66.690000	117,040.95	1.71 1.71	40,415.83
294752100	EQUITY ONE INC		REIT USD.01					
	4,100.000		17.139834	70,273.32	16.980000	69,618.00	1.02 1.02	-655.32
29476L107	EQUITY RESIDENTIAL		REIT USD 01					
	6,998.000		43.411908	303,796.53	57.030000	399,095.94	5.85 5.85	95,299.41
297178105	ESSEX PROPERTY TRUST INC		REIT USD 0001					
	876.000		123.484224	108,172.18	140.510000	123,086.76	1.80 1.80	14,914.58
30225T102	EXTRA SPACE STORAGE INC		REIT USD.01					
	3,300.000		23.010155	75,933.51	24.230000	79,959.00	1.17 1.17	4,025.49
313747206	FEDERAL REALTY INVS TRUST		REIT USD.01					
	1,506.000		80.271826	120,889.37	90.750000	136,669.50	2.00 2.00	15,780.13
370023103	GENERAL GROWTH PROPERTIES		REIT USD.01					
	9,686.000		14.831968	143,662.44	15.020000	145,483.72	2.13 2.13	1,821.28
379302102	GLIMCHER REALTY TRUST		REIT USD.01					
	10,175.000		8.605871	87,564.74	9.200000	93,610.00	1.37 1.37	6,045.26
40414L109	HCP INC		REIT USD1.					
	6,636.000		27.958769	185,534.39	41.430000	274,929.48	4.03 4.03	89,395.09
42217K106	HEALTH CARE REIT INC		REIT USD1.					
	2,176.000		43.178258	93,955.89	54.530000	118,657.28	1.74 1.74	24,701.39

THE SKILLMAN FOUNDATION  
SKILLMAN - PRINCIPAL GLOBAL INVESTORS  
ALPHA ACCOUNT POSITION APPRAISAL

ASSET ID	ASSET DESCRIPTION			RATE	MATURITY DATE	MKT PRICE		
	UNITS ORIGINAL FACE	LOCAL BASE	UNIT COST UNIT COST	TOTAL COST TOTAL COST	UNIT PRICE UNIT PRICE	MARKET VALUE MARKET VALUE	% CURR % FUND	UNREAL GN/LS UNREAL GN/LS
427825104	HERSHA HOSPITALITY TRUST			REIT USD.01				
	9,152.000		4.098155	37,506.31	4.880000	44,661.76	0.65 0.65	7,155.45
431284108	HIGHWOODS PROPERTIES INC			REIT USD.01				
	1,000.000		31.725820	31,725.82	29.670000	29,670.00	0.43 0.43	-2,055.82
44107P104	HOST HOTELS + RESORTS INC			REIT USD.01				
	18,850.000		12.613366	237,761.95	14.770000	278,414.50	4.08 4.08	40,652.55
48020Q107	JONES LANG LASALLE INC			COMMON STOCK USD.01				
	600.000		88.828200	53,296.92	61.260000	36,756.00	0.54 0.54	-16,540.92
49446R109	KIMCO REALTY CORP			REIT USD.01				
	4,648.000		13.134342	61,048.42	16.240000	75,483.52	1.11 1.11	14,435.10
517942108	LASALLE HOTEL PROPERTIES			REIT USD.01				
	4,425.000		15.617882	69,109.13	24.210000	107,129.25	1.57 1.57	38,020.12
554382101	MACERICH CO/THE			REIT USD.01				
	811.000		19.123268	15,508.97	50.600000	41,036.60	0.60 0.60	25,527.63
69360J107	PS BUSINESS PARKS INC/CA			REIT USD.01				
	642.000		51.516963	33,073.89	55.430000	35,586.06	0.52 0.52	2,512.17
74340W103	PROLOGIS INC			REIT USD.01				
	6,373.000		31.771859	202,482.06	28.590000	182,204.07	2.67 2.67	-20,277.99
74460D109	PUBLIC STORAGE			REIT USD.1				
	3,660.000		95.656101	350,101.33	134.460000	492,123.60	7.21 7.21	142,022.27

US26  
USD

THE SKILLMAN FOUNDATION  
SKILLMAN - PRINCIPAL GLOBAL INVESTORS  
ALPHA ACCOUNT POSITION APPRAISAL

PAGE 6  
AS-OF DATE 31DEC11

ASSET ID	ASSET DESCRIPTION		RATE	MATURITY DATE	MKT PRICE			
UNITS ORIGINAL FACE	LOCAL BASE	UNIT COST UNIT COST	TOTAL COST TOTAL COST	UNIT PRICE UNIT PRICE	MARKET VALUE MARKET VALUE	% CURR % FUND	UNREAL GN/LS UNREAL GN/LS	
751452202	RAMCO GERSHENSON PROPERTIES		REIT USD.01					
5,097.000		9.565880	48,757.29	9.830000	50,103.51	0.73 0.73	1,346.22	
78440X101	SL GREEN REALTY CORP		REIT USD.01					
3,312.000		29.840193	98,830.72	66.640000	220,711.68	3.23 3.23	121,880.96	
828806109	SIMON PROPERTY GROUP INC		REIT USD.0001					
7,098.000		80.849846	573,872.21	128.940000	915,216.12	13.41 13.41	341,343.91	
85590A401	STARWOOD HOTELS + RESORTS		COMMON STOCK USD.01					
2,500.000		49.093244	122,733.11	47.970000	119,925.00	1.76 1.76	-2,808.11	
92276F100	VENTAS INC		REIT USD.25					
4,561.000		40.775288	185,976.09	55.130000	251,447.93	3.68 3.68	65,471.84	
929042109	VORNADO REALTY TRUST		REIT USD.04					
3,995.000		73.532821	293,763.62	76.860000	307,055.70	4.50 4.50	13,292.08	
177,920.000			5,389,328.42		6,735,319.88	98.66 98.66	1,345,991.46	

THE SKILLMAN FOUNDATION  
SKILLMAN - JP MORGAN INVT MGMT INC  
ALPHA ACCOUNT POSITION APPRAISAL

ASSET ID	ASSET DESCRIPTION		RATE	MATURITY DATE	MKT PRICE			
	UNITS	LOCAL	UNIT COST	TOTAL COST	UNIT PRICE	MARKET VALUE	± CURR	UNREAL GN/LS
	ORIGINAL FACE	BASE	UNIT COST	TOTAL COST	UNIT PRICE	MARKET VALUE	± FUND	UNREAL GN/LS

US DOLLAR				EXCHANGE RATE		1.00000000	
*****				*****			
8611238A8	SSGA FDS		MONEY MARKET FUND				
414,873.49		100 000000	100.000000	414,873.49	4.14		0.00
-----			-----	-----	-----		-----
414,873.49			414,873.49	414,873.49	4.14		0.00
				4.14			

THE SKILLMAN FOUNDATION  
SKILLMAN - JP MORGAN INVT MGMT INC  
ALPHA ACCOUNT POSITION APPRAISAL

ASSET ID	ASSET DESCRIPTION		RATE	MATURITY DATE	MKT PRICE			
	UNITS	LOCAL	UNIT COST	TOTAL COST	UNIT PRICE	MARKET VALUE	% CURR	UNREAL GN/L\$
ORIGINAL FACE	BASE	UNIT COST	TOTAL COST	UNIT PRICE	MARKET VALUE	% FUND	UNREAL GN/L\$	

US DOLLAR  
 每張特價銀圓壹佰圓

1 0000000000

912810EL6	US TREASURY N/B		8.000	15NOV21	11/21 8.			
82,000.00	149.785549		122,824.15	156	297000	128,163.54	1.28 1.28	5,339.39
912810FP8	US TREASURY N/B		5.375	15FEB31	02/31 5.375			
186,000.00	129.003247		239,946.04	142.531000		265,107.66	2.64 2.64	25,161.62
912810QA9	US TREASURY N/B		3.500	15FEB39	02/39 3.5			
170,000.00	97.293365		165,398.72	112.484000		191,222.80	1.91 1.91	25,824.08
912810QC5	US TREASURY N/B		4.500	15AUG39	08/39 4.5			
216,000.00	117.054102		252,836.86	132.266000		285,694.56	2.85 2.85	32,857.70
912810QE1	US TREASURY N/B		4.625	15FEB40	02/40 4.625			
158,000.00	119.568658		188,918.48	134.875000		213,102.50	2.13 2.13	24,184.02
912810QK7	US TREASURY N/B		3.875	15AUG40	08/40 3.875			
236,000.00	105.522212		249,032.42	119.875000		282,905.00	2.82 2.82	33,872.58
912810QS0	US TREASURY N/B		3.750	15AUG41	08/41 3.75			
112,000.00	116.513991		130,495.67	117.609000		131,722.08	1.31 1.31	1,226.41
912828JK7	US TREASURY N/B		3.125	31AUG13	08/13 3.125			
316,000.00	104.828051		331,256.64	104.766000		331,060.56	3.30 3.30	-196.08

US28  
USD

THE SKILLMAN FOUNDATION  
SKILLMAN - JP MORGAN INVT MGMT INC  
ALPHA ACCOUNT POSITION APPRAISAL

PAGE: 3  
AS-OF DATE: 31DEC11

ASSET ID	ASSET DESCRIPTION			RATE	MATURITY DATE	MKT PRICE			
ORIGINAL	UNITS FACE	LOCAL BASE	UNIT COST UNIT COST	TOTAL COST TOTAL COST	UNIT PRICE UNIT PRICE	MARKET VALUE MARKET VALUE	1 CURR 1 FUND	UNREAL GN/LS UNREAL GN/LS	
912828LZ1	US	TREASURY	N/B	2.125	30NOV14	11/14 2.125			
	178,000.00		105.018916	186,933.67	105.031000	186,955.18	1.86 1.86	21.51	
912828NK2	US	TREASURY	N/B	2.500	30JUN17	06/17 2.5			
	15,000.00		107.507800	16,126.17	108.148000	16,222.20	0.16 0.16	96.03	
912828NT3	US	TREASURY	N/B	2.625	15AUG20	08/20 2.625			
	216,000.00		106.994389	231,107.88	107.852000	232,960.32	2.32 2.32	1,852.44	
912828PA2	US	TREASURY	N/B	1.875	30SEP17	09/17 1.875			
	868,000.00		104.084412	903,452.70	104.555000	907,537.40	9.05 9.05	4,084.70	
912828PE4	US	TREASURY	N/B	1.250	31OCT15	10/15 1.25			
	228,000.00		101.263671	230,881.17	102.563000	233,843.64	2.33 2.33	2,962.47	
912828QZ6	US	TREASURY	N/B	.500	31MAY13	05/13 0.5			
	2,148,000.00		100.271930	2,153,841.05	100.422000	2,157,064.56	21.51 21.51	3,223.51	
912828RP7	WI	TREASURY	N/B	1.750	31OCT18	10/18 1.75			
	982,000.00		102.050225	1,002,133.21	102.922000	1,010,694.04	10.08 10.08	8,560.83	
912828RR3	US	TREASURY	N/B	2.000	15NOV21	11/21 2			
	731,000.00		100.658776	735,815.65	101.141000	739,340.71	7.37 7.37	3,525.06	
912828RU6	US	TREASURY	N/B	.875	30NOV16	11/16 0.875			
	1,034,000.00		99.882012	1,032,780.00	100.305000	1,037,153.70	10.34 10.34	4,373.70	
912828RV4	WI	TREASURY	N/B	.250	15DEC14	12/14 0.25			
	1,266,000.00		99.572265	1,260,584.88	99.672000	1,261,847.52	12.58 12.58	1,262.64	
	9,142,000.00			9,434,365.36		9,612,597.97	95.86 95.86	178,232.61	



THE SKILLMAN FOUNDATION  
SKILLMAN - NATURAL RESOURCES  
ALPHA ACCOUNT POSITION APPRAISAL

PAGE 1  
AS-OF DATE: 31DEC11

ASSET ID		ASSET DESCRIPTION		RATE	MATURITY DATE	MKT PRICE		
UNITS	LOCAL	UNIT COST	TOTAL COST	UNIT PRICE	MARKET VALUE	% CURR	UNREAL GN/LS	
ORIGINAL FACE	BASE	UNIT COST	TOTAL COST	UNIT PRICE	MARKET VALUE	% FUND	UNREAL GN/LS	

CASH EQUIVALENTS  
+++++

US DOLLAR  
11 11 11 11 11

EXCHANGE RATE 1 0000000000

8611238A8	SSGA FDS			MONEY MARKET FUND			
2,634.33	100.000000	2,634.33	100.000000	2,634.33	0.01	0.00	
-----		-----		-----	-----	-----	
2,634.33		2,634.33		2,634.33	0.01	0.00	
					0.01		

US29  
USD

THE SKILLMAN FOUNDATION  
SKILLMAN - NATURAL RESOURCES  
ALPHA ACCOUNT POSITION APPRAISAL

PAGE: 2  
AS-OF DATE: 31DEC11

ASSET ID		ASSET DESCRIPTION		RATE	MATURITY DATE	MKT PRICE		
UNITS	LOCAL	UNIT COST	TOTAL COST	UNIT PRICE	MARKET VALUE	% CURR	UNREAL GN/LS	
ORIGINAL FACE	BASE	UNIT COST	TOTAL COST	UNIT PRICE	MARKET VALUE	% FUND	UNREAL GN/LS	

EQUITIES  
++++++

US DOLLAR  
\*\*\*\*\*

EXCHANGE RATE  
===== 1.00000000

13499C922	CANAAN NATURAL GAS PTNRS IX	LIMITED PARTNERSHIP					
3,377,066.000	0.650630	2,197,222.06	0.604224	2,040,504.33	6.27	-156,717.73	
					6.27		
138999917	CANAAN NAT. GAS PARALLEL PD X	LIMITED PARTNERSHIP					
1,205,269.000	1.626638	1,960,536.20	0.409832	493,957.80	1.52	-1,466,578.40	
					1.52		
29266J205	ENERGY DEV PARTNERS LTD	DEPOSITARY UNIT					
883,854.390	0.279478	247,017.43	1.000000	883,854.39	2 72	636,836.96	
					2 72		
315995969	FIA TIMBER PARTNERS						
4,452,664.290	2 574806	11,464,747 96	1.129713	5,030,232 73	15.46	-6,434,515 23	
					15 46		
37299Q955	GEOLOGIC RESOURCES FUND	A/2					
994.551	1,005.478854	1,000,000.00	2,226.694679	2,214,561.42	6.80	1,214,561.42	
					6.80		
45799T916	ISTITHMAR + SINDICATUM CLIMATE	PARTNERSHIP FEEDER FUND LP					
2,252,139.000	1.000000	2,252,139 00	0.960343	2,162,825.92	6 65	-89,313 08	
					6.65		
48660Q912	KAYNE ANDERSON ENERGY PD IV	LP					
2,902,241.693	1.035894	3,006,414.07	1.059450	3,074,779.96	9.45	68,365 89	
					9.45		
48699B928	KAYNE ANDERSON ENERGY FUND III						
1,106,243 000	0.387065	428,188.32	2.136366	2,363,339.93	7 26	1,935,151.61	
					7.26		

US29  
USD

THE SKILLMAN FOUNDATION  
SKILLMAN - NATURAL RESOURCES  
ALPHA ACCOUNT POSITION APPRAISAL

PAGE: 3  
AS-OF DATE: 31DEC11

ASSET ID	ASSET DESCRIPTION		RATE	MATURITY DATE	MKT PRICE			
	UNITS ORIGINAL FACE	LOCAL BASE	UNIT COST UNIT COST	TOTAL COST TOTAL COST	UNIT PRICE UNIT PRICE	MARKET VALUE MARKET VALUE	% CURR % FUND	UNREAL GN/LS UNREAL GN/LS
58999F966	MERIT ENERGY PARTNERS F II		LP					
	2,443,988.083		1.102023	2,693,330.07	0.931602	2,276,824.19	7.00 7.00	-416,505.88
74899G954	QUANTUM ENERGY PARTNERS IV LP		QUANTUM IV					
	2,095,837.320		0.697718	1,462,303.68	1.133480	2,375,589.69	7.30 7.30	913,286.01
74899Y997	QUANTUM ENERGY PARTNERS V		L P					
	548,848.640		1.466910	805,111.64	0.590516	324,103.90	1.00 1.00	-481,007.74
80899T920	SCHRODER COMMODITY							
	5,000,000.000		0.593002	2,965,010.00	0.774760	3,873,800.00	11.90 11.90	908,790.00
987KCU905	BLACKSTONE RESOURCES SLCT OFF		HEDGE FUND					
	5,126.386		1,170.415181	6,000,000.00	1,059.273400	5,430,244.33	16.68 16.68	-569,755.67
	26,274,272.353			36,482,020.43		32,544,618.59	99.99 99.99	-3,937,401.84

US30  
USD

THE SKILLMAN FOUNDATION  
SKILLMAN - WILLIAM BLAIR & COMPANY  
ALPHA ACCOUNT POSITION APPRAISAL

PAGE: 1  
AS-OF DATE- 31DEC11

ASSET ID	ASSET DESCRIPTION		RATE	MATURITY DATE	MKT PRICE			
ORIGINAL	UNITS FACE	LOCAL BASE	UNIT COST UNIT COST	TOTAL COST TOTAL COST	UNIT PRICE UNIT PRICE	MARKET VALUE MARKET VALUE	% CURR % FUND	UNREAL GN/LS UNREAL GN/LS

CASH  
++++

BRAZILIAN REAL

EXCHANGE RATE

1.865250000

\*\*\*\*\*

9,738 00	1 000000	9,738.00	1.000000	9,738.00	100.00	0.00
	0.595275	5,796.79	0.536121	5,220.75	30.01	-576.04
-----				-----	-----	-----
9,738 00		9,738.00		9,738.00	100.00	0.00
		5,796.79		5,220.75	30.01	-576.04

HONG KONG DOLLAR

EXCHANGE RATE

7 766600000

\*\*\*\*\*

73.19	1.000000	73.19	1.000000	73.19	1 32	0.00
	0 128979	9.44	0 128756	9.42	0.05	-0 02
-----				-----	-----	-----
73.19		73.19		73.19	1.32	0.00
		9.44		9.42	0 05	-0.02

THE SKILLMAN FOUNDATION  
SKILLMAN - WILLIAM BLAIR & COMPANY  
ALPHA ACCOUNT POSITION APPRAISAL

ASSET ID	ASSET DESCRIPTION		RATE	MATURITY DATE	MKT PRICE				
	UNITS	LOCAL	UNIT COST	TOTAL COST	UNIT PRICE	MARKET VALUE	% CURR	UNREAL GN/LS	
ORIGINAL	PAGE	BASE	UNIT COST	TOTAL COST	UNIT PRICE	MARKET VALUE	% FUND	UNREAL GN/LS	

US DOLLAR  
行美圓計國聯計所國

EXCHANGE RATE 1 000000000

8611238A8	SSGA FDS			MONEY MARKET FUND			
11,394.54	100.000000	11,394.54	100.000000	11,394.54	100.00	0.00	
-----		-----		-----		-----	
11,394.54		11,394.54		11,394.54	100.00	0.00	
					65.50		

US30  
USD

THE SKILLMAN FOUNDATION  
SKILLMAN - WILLIAM BLAIR & COMPANY  
ALPHA ACCOUNT POSITION APPRAISAL

PAGE: 3  
AS-OF DATE: 31DEC11

ASSET ID		ASSET DESCRIPTION		RATE	MATURITY DATE	MKT PRICE			
UNITS	LOCAL	UNIT COST		TOTAL COST	UNIT PRICE	MARKET VALUE	% CURR	UNREAL GN/LS	
ORIGINAL FACE	BASE	UNIT COST		TOTAL COST	UNIT PRICE	MARKET VALUE	% FUND	UNREAL GN/LS	

EQUITIES  
++++++

POUND STERLING  
\*\*\*\*\* EXCHANGE RATE 0.643459000  
\*\*\*\*\*

040628907	STANDARD CHARTERED PLC	COMMON STOCK USD.5						
3.000	18.983333	56.95	14.090000	42.27	100.00	-14.68		
	30.120000	90.36	21.897277	65.69	0.38	-24.67		
-----		-----		-----	-----	-----		
3 000		56.95		42.27	100.00	-14.68		
		90.36		65.69	0.38	-24.67		

HONG KONG DOLLAR  
\*\*\*\*\* EXCHANGE RATE 7.766600000  
\*\*\*\*\*

615816907	HSBC HOLDINGS PLC	COMMON STOCK USD.5						
93.000	76.985484	7,159.65	59.000000	5,487.00	98.68	-1,672.65		
	9.925161	923.04	7.596632	706.49	4.06	-216.55		
-----		-----		-----	-----	-----		
93.000		7,159.65		5,487.00	98.68	-1,672.65		
		923.04		706.49	4.06	-216.55		

US31  
USD

THE SKILLMAN FOUNDATION  
SKILLMAN - REAL ESTATE FUND  
ALPHA ACCOUNT POSITION APPRAISAL

PAGE: 1  
AS-OF DATE: 31DEC11

ASSET ID	ASSET DESCRIPTION			RATE	MATURITY DATE	MKT PRICE			
UNITS ORIGINAL FACE	LOCAL BASE	UNIT COST UNIT COST	TOTAL COST TOTAL COST	UNIT PRICE UNIT PRICE	MARKET VALUE MARKET VALUE	CURR FUND	UNREAL GN/LS UNREAL GN/LS		

CASH EQUIVALENTS  
\*\*\*\*\*

US DOLLAR *****				EXCHANGE RATE *****			1.000000000
8611238A8	SSGA FDS			MONEY MARKET FUND			
4,976.14		100.000000	4,976.14	100.000000	4,976.14	0.03	0.00
-----			-----		-----	-----	-----
4,976.14			4,976.14		4,976.14	0.03	0.00
						0.02	

US31  
USD

THE SKILLMAN FOUNDATION  
SKILLMAN - REAL ESTATE FUND  
ALPHA ACCOUNT POSITION APPRAISAL

PAGE: 2  
AS-OF DATE: 31DEC11

ASSET ID	ASSET DESCRIPTION	RATE	MATURITY DATE	MKT PRICE				
UNITS ORIGINAL FACE	LOCAL BASE	UNIT COST UNIT COST	TOTAL COST TOTAL COST	UNIT PRICE UNIT PRICE	MARKET VALUE MARKET VALUE	% CURR % FUND	UNREAL GN/LS UNREAL GN/LS	

EQUITIES  
\*\*\*\*\*

EURO CURRENCY  
\*\*\*\*\*

EXCHANGE RATE 0.770327000  
\*\*\*\*\*

>> JERSEY, C.I.

\*\*\*\*\*

995JYN900	ARMINIUS REAL ESTATE OPP FD	LIMITED PARTNERSHIP						
2,869,060.130	1.000000	2,869,060.13	1.152358	3,306,184.39	100.00		437,124.26	
	1.414196	4,057,414.39	1.495934	4,291,923.29	18.40		234,508.90	
*****		*****		*****	*****		*****	
2,869,060.130		2,869,060.13		3,306,184.39	100.00		437,124.26	
		4,057,414.39		4,291,923.29	18.40		234,508.90	
-----		-----		-----	-----		-----	
2,869,060.130		2,869,060.13		3,306,184.39	100.00		437,124.26	
		4,057,414.39		4,291,923.29	18.40		234,508.90	

US DOLLAR  
\*\*\*\*\*

EXCHANGE RATE 1.000000000  
\*\*\*\*\*

26599D939	DUNE REAL ESTATE PARALLEL FUND	PARALLEL FUND						
3,830,638 517	1.436201	5,501,565 14	0.723937	2,773,140.96	14.57		-2,728,424 18	
					11.89			
36899F955	GEM VALUE INTERNATIONAL LTD	CLASS B 1 2006 LP						
3,706.563	886.513557	3,285,918 35	1,616.932287	5,993,261 39	31.49		2,707,343 04	
					25.70			
81499J940	SECURITY CAPITAL PREF GROWTH							
409,648.185	22.112487	9,058,340.20	13.103600	5,367,865.96	28.21		-3,690,474 24	
					23.02			



US31  
USD

THE SKILLMAN FOUNDATION  
SKILLMAN - REAL ESTATE FUND  
ALPHA ACCOUNT POSITION APPRAISAL

PAGE: 3  
AS-OF DATE: 31DEC11

ASSET ID	ASSET DESCRIPTION			RATE	MATURITY DATE	MKT PRICE		
	UNITS ORIGINAL FACE	LOCAL BASE	UNIT COST UNIT COST	TOTAL COST TOTAL COST	UNIT PRICE UNIT PRICE	MARKET VALUE MARKET VALUE	% CURR % FUND	UNREAL GN/LS UNREAL GN/LS
85299K908	SQUARE MILE PARTNERS III TE LP							
	3,439,150.000		1.000000	3,439,150.00	1.102763	3,792,567.37	19.93 16.26	353,417.37
916VTU909	GEM REALTY DESIGNATED							
	455.784		1,000.000088	455,784.04	1,216.394191	554,413.01	2.91 2.38	98,628.97
93999M968	WOODBOURNE SECURITIES FUND LTD			SIDE POCKET				
	145,572.760		1.000000	145,572.76	1.114495	162,240.11	0.85 0.70	16,667.35
97999B997	WOODBURNE REAL EST SEC FD LP			SIDE POCKET				
	336,350.500		3.013398	1,013,557.97	1.136397	382,227.70	2.01 1.64	-631,330.27
	8,165,522.309			22,899,888.46		19,025,716.50	99.97 81.58	-3,874,171.96

SKILLMAN - WORLD ASSET MANG.  
WORLD ASSET MANAGEMENT  
ALPHA ACCOUNT POSITION APPRAISAL

ASSET ID	ASSET DESCRIPTION		RATE	MATURITY DATE	MKT PRICE				
	UNITS	LOCAL	UNIT COST	TOTAL COST	UNIT PRICE	MARKET VALUE	† CURR	UNREAL GN/LS	
	ORIGINAL FACE	BASE	UNIT COST	TOTAL COST	UNIT PRICE	MARKET VALUE	† FUND	UNREAL GN/LS	

US DOLLAR				EXCHANGE RATE		1.000000000
*****				*****		
8611238A8	SSGA FDS			MONEY MARKET FUND		
53,756.65	100.000000	53,756.65	100.000000	53,756.65	0.45	0.00
-----		-----		-----	----	----
53,756.65		53,756.65		53,756.65	0.45	0.00
					0.45	

PAGE: 2  
AS-OF DATE. 31DEC11

ASSET ID		ASSET DESCRIPTION		RATE	MATURITY DATE	MKT PRICE		
UNITS	LOCAL	UNIT COST	TOTAL COST	UNIT PRICE	MARKET VALUE	% CURR	UNREAL GN/LS	
ORIGINAL PAGE	BASE	UNIT COST	TOTAL COST	UNIT PRICE	MARKET VALUE	% FUND	UNREAL GN/LS	

**EQUITIES**  
+++++

US DOLLAR		EXCHANGE RATE		1.00000000	
*****		*****			
ACI00J722	COMMERCIA LARGE CAP INDEX NL	MUTUAL FUND			
74,230.712	182.538117	13,549,934.38	160.178231	11,890,144.13	99.55
					99.55
-----		-----		-----	-----
74,230.712		13,549,934.38		11,890,144.13	99.55
					99.55

THE SKILLMAN FOUNDATION  
STW FIXED INCOME MANAGEMENT  
ALPHA ACCOUNT POSITION APPRAISAL

ASSET ID	ASSET DESCRIPTION		RATE	MATURITY DATE	MKT PRICE				
	UNITS	LOCAL	UNIT COST	TOTAL COST	UNIT PRICE	MARKET VALUE	± CURR	UNREAL GN/LS	
	ORIGINAL FACE	BASE	UNIT COST	TOTAL COST	UNIT PRICE	MARKET VALUE	± FUND	UNREAL GN/LS	

US DOLLAR  
1111111111

EXCHANGE RATE 1.000000000  
=====

8611238A8	SSGA FDS			MONEY MARKET FUND			
53,963.58		100 000000	53,963.58	100.000000	53,963 58	0.28	0.00
-----			-----		-----	-----	-----
53,963 58			53,963.58		53,963 58	0.28	0.00
						0.28	

US33  
USD

THE SKILLMAN FOUNDATION  
STW FIXED INCOME MANAGEMENT  
ALPHA ACCOUNT POSITION APPRAISAL

PAGE 2  
AS-OF DATE: 31DEC11

ASSET ID	ASSET DESCRIPTION	RATE	MATURITY DATE	MKT PRICE				
UNITS ORIGINAL FACE	LOCAL BASE	UNIT COST UNIT COST	TOTAL COST TOTAL COST	UNIT PRICE UNIT PRICE	MARKET VALUE MARKET VALUE	% CURR % FUND	UNREAL GN/LS UNREAL GN/LS	

FIXED INCOME  
\*\*\*\*\*

US DOLLAR  
\*\*\*\*\*

EXCHANGE RATE  
\*\*\*\*\*

1.000000000

001055AE2	AFLAC INC	101.696321	3.450 15AUG15 SR UNSECURED 08/15 3.45	537,973.54	103.198000	545,917.42	2.84	7,943.88
529,000.00							2.84	
00206RAV4	AT&T INC	100.643268	2.500 15AUG15 SR UNSECURED 08/15 2.5	618,956.10	103.547000	636,814.05	3.31	17,857.95
615,000.00							3.31	
013817AUS	ALCOA INC	104.072000	6.150 15AUG20 SR UNSECURED 08/20 6.15	520,360.00	103.898000	519,490.00	2.70	-870.00
500,000.00							2.70	
02209SAK9	ALTRIA GROUP INC	104.028000	4.125 11SEP15 COMPANY GUAR 09/15 4.125	520,140.00	108.560000	542,800.00	2.82	22,660.00
500,000.00							2.82	
02582JDN7	AMERICAN EXPRESS CREDIT ACCOUN	88.078613	.348 15JAN15 AMXCA 2005 4 A	352,314.45	100.003810	400,015.24	2.08	47,700.79
400,000.00							2.08	
400,000.00								
03938LAF1	ARCELORMITTAL	104.274296	6.125 01JUN18 SR UNSECURED 06/18 6.125	348,276.15	98.756000	329,845.04	1.71	-18,431.11
334,000.00							1.71	
05531FAG8	BB&T CORPORATION	99.861000	3.200 15MAR16 SR UNSECURED 03/16 3.2	284,603.85	104.243000	297,092.55	1.54	12,488.70
285,000.00							1.54	
055451AG3	BEP BILLITON FIN USA LTD	100.904000	5.500 01APR14 COMPANY GUAR 04/14 5.5	504,520.00	109.921000	549,605.00	2.85	45,085.00
500,000.00							2.85	

US33  
USD

THE SKILLMAN FOUNDATION  
STW FIXED INCOME MANAGEMENT  
ALPHA ACCOUNT POSITION APPRAISAL

PAGE: 3  
AS-OF DATE: 31DEC11

ASSET ID	ASSET DESCRIPTION			RATE	MATURITY DATE	MKT PRICE			
	UNITS ORIGINAL FACE	LOCAL BASE	UNIT COST UNIT COST	TOTAL COST TOTAL COST	UNIT PRICE UNIT PRICE	MARKET VALUE MARKET VALUE	% CURR % FUND	UNREAL GN/LS UNREAL GN/LS	
05607MAA5	BAA FUNDING LTD			4.875	15JUL21 SR SECURED 144A 07/23	4.875			
	257,000.00		99.190000	254,918.30	102.699000	263,936.43	1.37 1.37	9,018.13	
060505DP6	BANK OF AMERICA CORP			5.750	01DEC17 SR UNSECURED 12/17	5.75			
	500,000.00		105.603000	528,015.00	94.452000	472,260.00	2.45 2.45	-55,755.00	
06739GBB4	BARCLAYS BANK PLC			3.900	07APR15 SR UNSECURED 04/15	3.9			
	340,000.00		99.995000	339,983.00	100.427000	341,451.80	1.77 1.77	1,468.80	
067901AF5	BARRICK GOLD CORP			2.900	30MAY16 05/16 FIXED	2.9			
	200,000.00		102.815000	205,630.00	102.634000	205,268.00	1.07 1.07	-362.00	
06849VAB9	BARRICK GOLD FINANCE CO			4.875	15NOV14 COMPANY GUAR 11/14	4.875			
	90,000.00		109.702000	98,731.80	108.919000	98,027.10	0.51 0.51	-704.70	
07385TAJ5	BEAR STEARNS COS LLC			5.700	15NOV14 SR UNSECURED 11/14	5.7			
	550,000.00		110.853000	609,691.50	108.753000	598,141.50	3.11 3.11	-11,550.00	
13063A5B6	CALIFORNIA ST			5.250	01APR14 CAS 04/14 FIXED	5.25			
	495,000.00		104.190000	515,740.50	106.805000	528,684.75	2.75 2.75	12,944.25	
13974DAD8	CAPITAL AUTO RECEIVABLES ASSET			5.210	17MAR14 CARAT 2007 3 A4				
	29,560.67		101.246149	29,929.04	100.337560	29,660.45	0.15 0.15	-268.59	
14041NCL3	CAPITAL ONE MULTI ASSET EXECUT			.358	15SEP15 COMET 2005 A10 A				
	650,000.00		88.109375	572,710.94	99.859070	649,083.96	3.37 3.37	76,373.02	
149123BP5	CATERPILLAR INC			7.000	15DEC13 SR UNSECURED 12/13	7.			
	450,000.00		107.578111	484,101.50	111.395000	501,277.50	2.60 2.60	17,176.00	

PAGE: 4  
AS-OF DATE: 31DEC11

[illegible]

US33  
USD

THE SKILLMAN FOUNDATION  
STW FIXED INCOME MANAGEMENT  
ALPHA ACCOUNT POSITION APPRAISAL

PAGE: 5  
AS-OF DATE: 31DEC11

ASSET ID	ASSET DESCRIPTION		RATE	MATURITY DATE	MKT PRICE				
	UNITS ORIGINAL FACE	LOCAL BASE	UNIT COST UNIT COST	TOTAL COST TOTAL COST	UNIT PRICE UNIT PRICE	MARKET VALUE MARKET VALUE	% CURR % FUND	UNREAL GN/LS UNREAL GN/LS	
428236BP7	HEWLETT PACKARD CO		3.000	15SEP16	09/16 FIXED 3.00				
	313,000.00		99.784000	312,323.92	100.705000	315,206.65	1.64 1.64	2,882.73	
43812UAC5	HONDA AUTO RECEIVABLES OWNER T		2.790	15JAN13	HAROT 2009 2 A3				
	47,002.17		99.996724	47,000.63	100.187040	47,090.08	0.24 0.24	89.45	
	475,000.00								
46271HAA5	IRISH LIFE & PERMANENT		3.600	14JAN13	GOVT LIQUID 144A 01/13 3 6				
	300,000.00		100.458000	301,374.00	87.458000	262,374.00	1.36 1.36	-39,000.00	
477867AB1	JOHN DEKRE OWNER TRUST		.640	16JUN14	JDOT 2011 A A2				
	150,000.00		99.994360	149,991.54	99.935640	149,903.46	0.78 0.78	-88.08	
	150,000.00								
50075NBB9	KRAFT FOODS INC		4.125	09FEB16	SR UNSECURED 02/16 4.125				
	350,000.00		104.892000	367,122.00	108.573000	380,005.50	1.97 1.97	12,883.50	
539473AH1	LLOYDS TSB BANK PLC		6.375	21JAN21	BANK GUARANT 01/21 6.375				
	416,000.00		99.701000	414,756.16	100.214000	416,890.24	2.17 2.17	2,134.08	
592179JG1	MET LIFE GLOB FUNDING I		5.125	10APR13	SR SECURED 144A 04/13 5 125				
	500,000.00		91.236000	456,180.00	104.463000	522,315.00	2.71 2.71	66,135.00	
615369AA3	MOODY S CORPORATION		5.500	01SEP20	SR UNSECURED 09/20 5.5				
	100,000.00		104.681000	104,681.00	103.309000	103,309.00	0.54 0.54	-1,372.00	
693476BM4	PNC FUNDING CORP		2.700	19SEP16	09/16 FIXED 2.70				
	58,000.00		99.879000	57,929.82	101.798000	59,042.84	0.31 0.31	1,113.02	
70659PAB7	PENARTE MASTER ISSUER		.901	18JUL13	PENAR 2011 1A A1 144A				
	600,000.00		100.052083	600,312.50	100.041460	600,248.76	3.12 3.12	-63.74	
	600,000.00								



US33  
USD

THE SKILLMAN FOUNDATION  
STM FIXED INCOME MANAGEMENT  
ALPHA ACCOUNT POSITION APPRAISAL

PAGE. 6  
AS-OF DATE: 31DEC11

ASSET ID	ASSET DESCRIPTION		RATE	MATURITY DATE	MKT PRICE				
	UNITS ORIGINAL FACE	LOCAL BASE	UNIT COST UNIT COST	TOTAL COST TOTAL COST	UNIT PRICE UNIT PRICE	MARKET VALUE MARKET VALUE	% CURR % FUND	UNREAL GN/LS UNREAL GN/LS	
718172AG4	PHILIP MORRIS INTL INC			6.875	17MAR14 SR UNSECURED 03/14	6.875			
	610,000.00		109.669787	668,985.70	112.504000	686,274.40	3.56 3.56	17,288.70	
767201AF3	RIO TINTO FIN USA LTD			8.950	01MAY14 COMPANY GUAR 05/14	8.95			
	85,000.00		120.619000	102,526.15	116.951000	99,408.35	0.52 0.52	-3,117.80	
78010XAG6	ROYAL BK OF SCOTLAND PLC			3.950	21SEP15 BANK GUARANT 09/15	3.95			
	425,000.00		99.793000	424,120.25	93.770000	398,522.50	2.07 2.07	-25,597.75	
802815AT7	SANTANDER US DEBT SA UNI			3.781	07OCT15 BANK GUARANT 144A 10/15	3.781			
	100,000.00		99.411000	99,411.00	90.626000	90,626.00	0.47 0.47	-8,785.00	
816851AR0	SEMPRA ENERGY			1.306	15MAR14 SR UNSECURED 03/14 VAR				
	165,000.00		100.000000	165,000.00	99.596000	164,333.40	0.85 0.85	-666.60	
853254AG5	STANDARD CHARTERED PLC			3.200	12MAY16 5/16 FIXED 3.2				
	400,000.00		99.826000	399,304.00	97.853000	391,412.00	2.03 2.03	-7,892.00	
87927VAQ1	TELECOM ITALIA CAPITAL			5.250	01OCT15 COMPANY GUAR 10/15	5.25			
	350,000.00		102.469000	358,641.50	91.733000	321,065.50	1.67 1.67	-37,576.00	
87938WAM5	TELEFONICA EMISIONES SAU			5.134	27APR20 COMPANY GUAR 04/20	5.134			
	500,000.00		97.177000	485,885.00	93.932000	469,660.00	2.44 2.44	-16,225.00	
881575AE4	TESCO PLC			2.000	05DEC14 12/14 FIXED 2				
	200,000.00		99.896000	199,792.00	101.044000	202,088.00	1.05 1.05	2,296.00	
88732JAK4	TIME WARNER CABLE INC			6.200	01JUL13 COMPANY GUAR 07/13	6.2			
	500,000.00		109.539500	547,697.50	107.307000	536,535.00	2.79 2.79	-11,162.50	

THE SKILLMAN FOUNDATION  
STW FIXED INCOME MANAGEMENT  
ALPHA ACCOUNT POSITION APPRAISAL

ASSET ID	ASSET DESCRIPTION		RATE	MATURITY DATE	MKT PRICE				
	UNITS ORIGINAL FACE	LOCAL BASE	UNIT COST UNIT COST	TOTAL COST TOTAL COST	UNIT PRICE UNIT PRICE	MARKET VALUE MARKET VALUE	% CURR % FUND	UNREAL GN/LS UNREAL GN/LS	
89114QAB4	TORONTO DOMINION BANK			2.250	14JUL16 SR UNSECURED 07/16 2.5				
	597,000.00		102.071353	609,365.98	101.988000	608,868.36	3.16	-497.62	
							3.16		
912828RU6	US TREASURY N/B			.875	30NOV16 11/16 0.875				
	965,000.00		99.844085	963,495.42	100.305000	967,943.25	5.03	4,447.83	
							5.03		
92343VAJ3	VERIZON COMMUNICATIONS			4.350	15FEB13 SR UNSECURED 02/13 4 35				
	600,000.00		102.505000	615,030.00	103.916000	623,496.00	3.24	8,466.00	
							3.24		
959802AJ8	WESTERN UNION CO/THE			6.500	26FEB14 SR UNSECURED 02/14 6.5				
	100,000.00		101.209000	101,209.00	109.284000	109,284.00	0.57	8,075.00	
							0.57		
98417EAD2	XSTRATA CANADA FIN CORP			2.850	10NOV14 11/14 FIXED 2.85				
	131,000.00		99.906000	130,876.86	100.511000	131,669.41	0.68	792.55	
							0.68		
	18,845,562.84			19,072,530.78		19,201,694.35	99.72	129,163.57	
	3,853,000.00						99.72		

**THE SKILLMAN FOUNDATION (TAX I.D.#38-1675780)**  
**FORM 990-PF - CALENDAR YEAR 2011**

**SUMMARY OF SCHEDULE OF GAINS AND LOSSES**

**PART IV - LINE 1**

<u>Portfolio Name</u>	<u>Cost</u>	<u>Proceeds</u>	<u>Gain/Loss</u>
STW	13,487,382	14,041,567	554,184 82
Skillman Fund Account	47,362,248	40,253,219	-7,109,028 80
Merganser	0	0	0 00
Real Estate Fund	4,298,352	3,836,493	-461,859 51
JP Morgan Investment Fund	20,984,393	21,123,984	139,591 35
William Blair	0	0	0 00
Hedge Fund Account	10,536,095	14,009,002	3,472,906 32
Private Equity	8,978,144	10,647,506	1,669,361 48
Natural Resources	6,482,999	4,315,612	-2,167,386 58
World Asset Management	29,041,079	28,696,755	-344,324 54
<b>NET FOUNDATION</b>			
<b>GAIN/LOSS</b>	<b>141,170,693 88</b>	<b>136,924,138</b>	<b>-4,246,555</b>
		<b>K-1 Gain:</b>	<b>3,597,330</b>
<b>Partnership Gain from K-1s:</b>		<b>Total Capital</b>	
ACL	(347,212)	<b>Gain/Loss.</b>	<b>(649,226)</b>
AG Super Fund	225,776		
Axiom Asia	235,235		
Axiom Asia II	38,395		
Canaan Natural Gas Fund IX	0		
Canaan Natural Gas Fund X	0		
Canaan VIII L P	9,244		
CRP Annex Fund	0		
CVE Kauffman	9,720		
Dune Real Estate Parallel	(385,493)		
Dune Parallel AIV	0		
DW Health Care	(86)		
European Stra P II A	134,919		
European Stra P 2006 B	183,158		
FIA Timber Partners, LP	8,835		
Harbourvest (buyout)	170,459		
Harbourvest (mezzanine)	(115,789)		
Harbourvest (venture)	510,405		
Independent Franchise Partners	(54,333)		
Insight Equity LP	(47,504)		
Institutional Venture XII	647,872		
Institutional Venture XIII	734		
Invention Development Fund I	0		
Kayne Anderson III	37,137		
Kayne Anderson IV	0		
Merganser Short-Term Bond Fund	0		
Ment Energy Partners	(1)		
Northgate Private Equity	351,918		
Northgate Venture Partners	106,487		
Pansh Capital Europe	318,109		
Pansh Capital I	164,237		
Pansh Capital II	198,648		
Pershing Square L P	119,192		
Pinebndge PEP III Direct	37,027		
Pinebndge PEP III Venture	52,673		
Q-Blk Co-Investment Fund II, L P	21,810		
Quantum Energy Partners IV	0		
Quantum Energy Partners V	0		
RCP Fund II	128,383		
RCP Fund III	37,325		
Russian Partners Co LP	37,772		
Russian Partners II EPAM	0		
Schroder Commodity	(74,147)		
Securty Capital	79,985		
Siguler Guff II	81,704		
Siguler Guff III	119,831		
Square Mile Partners	206,485		
Sun Capital Partners	0		
Wellington Trust Company	(366,626)		
Wellington Trust Company NA	(458,471)		
Wishire European Private	53,123		
Wishire US Private	1,143,569		
Woodbourne Real Estate	(23,175)		
Gain/Loss in general ledger	-		
Total Gain from K-1s	<b>3,597,330</b>		

**Part IV 1 (e).**

**TOTAL Proceeds and Gain from K-1s:**

**140,521,468 21**

US08  
USD

ANNUAL

THE SKILLMAN FOUNDATION  
SKILLMAN - SKILLMAN FUND ACCOUNT  
SUMMARY REALIZED GAIN/LOSS REPORT  
JANUARY 1, 2011 TO DECEMBER 31, 2011

PAGE: 1  
AS-OF DATE: 31DEC11

ASSET ID	SECURITY DESCRIPTION	MAT DATE	MAT RATE	TRD DT	STL DT	SELL RATE	NET SECTY GN/LS
SH SELL/BTC	LOT LOCAL PRINCIPAL NET	LOCAL COST	LOCAL SECTY GN/LS				
SHARES/PAR	BASE PRINCIPAL NET	BASE COST	BASE SECTY GN/LS				NET BAS SECTY GN/LS
		* * * I D C O S T F U N D * * *					

EQUITY

		** US DOLLAR **					
ACI00QGP5	WELLINGTON GLOBAL SELECT	CAPITAL APPRECIATION FUND	01NOV11	01NOV11	1.000000		
	471 21,468.34	24,052.10	-2,583.76		.00		-2,583.76
	2,100.620						
ACI008JH0	WTC CTF EMERG MKTS LOCAL EQU	MUTUAL FUND	31JAN11	31JAN11	1.000000		
	398 27,257.87	26,089.34	1,168.53		.00		1,168.53
	2,384 766						
	411 25,571.90	23,120.38	2,451.52	30APR11	1.000000		2,451.52
	2,113.380				.00		
	438 26,748.82	24,304.99	2,443.83	29JUL11	1.000000		2,443.83
	2,221.663				.00		
	462 24,392.55	25,009.79	-617.24	31OCT11	1.000000		-617.24
	2,286.087				.00		
ACI008JH0	TOTAL	103,971.14	98,524.50	5,446.64 L	00		5,446.64 L
ACI009DZ4	IND FRANCHISE PTNRS GLOB EQTY	LIMITED PARTNERSHIP	31MAY11	31MAY11	1.000000		
	416 13,388.00	5,927.86	7,460.14		00		7,460.14
	592 786						
	CXL 416 -13,388.00	-5,927.86	-7,460.14	31MAY11	1.000000		-7,460.14
	-592.786				.00		
ACI009DZ4	TOTAL	.00	.00	.00 L	.00		.00 L
093001352	WILLIAM BLAIR INSTITUTIONAL IN	WILLIAM BLAIR INST INTL GRWT	12DEC11	13DEC11	1.000000		
	472 9,311,841.79	10,204,345.59	-892,503.80		.00		-892,503.80
	749,745.716						

US08  
USD

ANNUAL

THE SKILLMAN FOUNDATION  
SKILLMAN - SKILLMAN FUND ACCOUNT  
SUMMARY REALIZED GAIN/LOSS REPORT  
JANUARY 1, 2011 TO DECEMBER 31, 2011

PAGE: 2  
AS-OF DATE: 31DEC11

ASSET ID	SECURITY DESCRIPTION	MAT DATE	MAT RATE	TRD DT	STL DT	SBL RATE	NET SECTY GN/LS
SH SELL/BTC	LOT LOCAL PRINCIPAL NET	LOCAL COST	LOCAL SECTY GN/LS				
SHARES/PAR	BASE PRINCIPAL NET	BASE COST	BASE SECTY GN/LS				
		* * * I D C O S T	F U N D * * *				
125325506	OGM FOCUS FUND	OGM FOCUS FUND	23JUN11	30JUN11	1.000000		
422	8,709,504.61	14,971,298.16	-6,261,793.55		.00		-6,261,793.55
284,717.541							
233203629	DFA INTERNATIONAL SMALL COMPAN	DFA INTERNATIONAL SMALL CO	28JUN11	29JUN11	1.000000		
424	6,073,210.30	5,984,347.63	88,862.67		.00		88,862.67
355,991.225							
256206103	DODGE + COX INTERNATIONAL STOC	DODGE + COX INTL STOCK FUND	04OCT11	05OCT11	1.000000		
452	8,544,153.82	10,147,540.98	-1,603,387.16		.00		-1,603,387.16
302,233.952							
269858304	EAGLE SMALL CAP GROWTH FUND	EAGLE SMALL CAP GROWTH FD I	28JUN11	29JUN11	1.000000		
425	4,000,000.00	2,522,432.03	1,477,567.97		.00		1,477,567.97
92,464.517							
589997949	MORGANSEER SHORT TERM BD FUND		03JAN11	07JAN11	1.000000		
390	2,391,356.36	2,397,757.54	-6,401.18		.00		-6,401.18
2,118,160.330							
746992962	QB ALPHA TRANSPORT TRUST		20JAN11	21JAN11	1.000000		
394	240,031.07	226,934.81	13,096.26		.00		13,096.26
213.600							
			28MAR11	29MAR11	1.000000		
402	13,796.32	12,715.15	1,081.17		.00		1,081.17
11.968							
			28MAR11	29MAR11	1.000000		
403	200,339.86	181,991.95	18,347.91		.00		18,347.91
171.298							
			26MAY11	27MAY11	1.000000		
413	392,994.17	360,342.95	32,651.22		.00		32,651.22
339.169							
			24AUG11	25AUG11	1.000000		
440	250,551.66	229,964.86	20,586.80		.00		20,586.80
216.452							
746992962	TOTAL						
-----	1,097,713.08	1,011,949.72	85,763.36 L		.00		85,763.36 L

US08  
USD

ANNUAL

THE SKILLMAN FOUNDATION  
SKILLMAN - SKILLMAN FUND ACCOUNT  
SUMMARY REALIZED GAIN/LOSS REPORT  
JANUARY 1, 2011 TO DECEMBER 31, 2011

PAGE: 3  
AS-OF DATE: 31DEC11

ASSET ID	SECURITY DESCRIPTION	MAT DATE	MAT RATE	TRD DT	STL DT	SELL RATE	NET SECTY GN/LS
SH SELL/BTC	LOT LOCAL PRINCIPAL NET	LOCAL COST	LOCAL SECTY GN/LS	BASE SECTY GN/LS	BASE CURR GN/LS	NET BAS SECTY GN/LS	
SHARES/PAR	BASE PRINCIPAL NET	BASE COST	BASE SECTY GN/LS	BASE SECTY GN/LS	BASE CURR GN/LS	NET BAS SECTY GN/LS	
		*** I D C O S T F U N D ***					
USD TOTAL							
-----	40,253,219.44	47,362,248.25	-7,109,028.81 L		.00	-7,109,028.81 L	
EQUITY TOTAL							
-----	40,253,219.44	47,362,248.25	-7,109,028.81 L		.00	-7,109,028.81 L	

US08  
USD

ANNUAL

THE SKILLMAN FOUNDATION  
SKILLMAN - SKILLMAN FUND ACCOUNT  
SUMMARY REALIZED GAIN/LOSS REPORT  
JANUARY 1, 2011 TO DECEMBER 31, 2011

PAGE: 4  
AS-OF DATE: 31DEC11

USD US DOLLAR

BASE  
SEC GAIN

BASE  
CURR GAIN

BASE  
TOTAL GAIN

GROSS GAINS

EQUITY

1,658,257.88 L

.00 L

1,658,257.88 L

CURRENCY TOTAL

1,658,257.88 L

.00 L

1,658,257.88 L

US08 ANNUAL  
USD

THE SKILLMAN FOUNDATION  
SKILLMAN - SKILLMAN FUND ACCOUNT  
SUMMARY REALIZED GAIN/LOSS REPORT  
JANUARY 1, 2011 TO DECEMBER 31, 2011

PAGE. 5  
AS-OF DATE: 31DEC11

USD	US DOLLAR	BASE SEC LOSS	BASE CURR LOSS	BASE TOTAL LOSS
GROSS LOSSES				
	EQUITY	-8,767,286.69 L	00 L	-8,767,286.69 L
	CURRENCY TOTAL	-8,767,286.69 L	.00 L	-8,767,286.69 L



US08  
USD

ANNUAL

THE SKILLMAN FOUNDATION  
SKILLMAN - SKILLMAN FUND ACCOUNT  
SUMMARY REALIZED GAIN/LOSS REPORT  
JANUARY 1, 2011 TO DECEMBER 31, 2011

PAGE 6  
AS-OF DATE: 31DEC11

USD	US DOLLAR	BASE SEC GN/LS	BASE CURR GN/L	BASE TOTAL GN/L
NET GAINS/LOSSES				
	EQUITY	-7,109,028.81 L	.00 L	-7,109,028 81 L
	CURRENCY TOTAL	-7,109,028.81 L =====	.00 L =====	-7,109,028 81 L =====

US08  
USD

ANNUAL

THE SKILLMAN FOUNDATION  
SKILLMAN - SKILLMAN FUND ACCOUNT  
SUMMARY REALIZED GAIN/LOSS REPORT  
JANUARY 1, 2011 TO DECEMBER 31, 2011

PAGE 7  
AS-OF DATE: 31DEC11

FUND TOTAL GAINS		BASE SEC GAIN	BASE CURR GAIN	BASE TOTAL GAIN
GROSS GAINS				
	EQUITY	1,658,257.88 L	.00 L	1,658,257.88 L
	FUND TOTAL	1,658,257.88 L	.00 L	1,658,257.88 L

US08  
USD

ANNUAL

THE SKILLMAN FOUNDATION  
SKILLMAN - SKILLMAN FUND ACCOUNT  
SUMMARY REALIZED GAIN/LOSS REPORT  
JANUARY 1, 2011 TO DECEMBER 31, 2011

PAGE: 8  
AS-OF DATE. 31DEC11

FUND TOTAL LOSSES		BASE SEC LOSS	BASE CURR LOSS	BASE TOTAL LOSS
GROSS LOSSES				
	EQUITY	-8,767,286.69 L	.00 L	-8,767,286.69 L
	FUND TOTAL	-8,767,286.69 L	.00 L	-8,767,286.69 L

US06  
USD

ANNUAL

THE SKILLMAN FOUNDATION  
SKILLMAN - SKILLMAN FUND ACCOUNT  
SUMMARY REALIZED GAIN/LOSS REPORT  
JANUARY 1, 2011 TO DECEMBER 31, 2011

PAGE 9  
AS-OF DATE: 31DEC11

FUND GAINS/LOSSES		BASE SEC GN/LS	BASE CURR GN/L	BASE TOTAL GN/L
NET GAINS/LOSSES				
EQUITY		-7,109,028.81 L	.00 L	-7,109,028.81 L
FUND TOTAL		-7,109,028.81 L =====	.00 L =====	-7,109,028.81 L =====

US08  
USD

ANNUAL

THE SKILLMAN FOUNDATION  
SKILLMAN - SKILLMAN FUND ACCOUNT  
SUMMARY REALIZED GAIN/LOSS REPORT  
JANUARY 1, 2011 TO DECEMBER 31, 2011

PAGE: 10  
AS-OF DATE: 31DEC11

FUND TOTALS	BASE PRINCIPAL NET	BASE COST	SHARES	# OF TRANSACTIONS
EQUITY	40,253,219.44	47,362,248.25	3,915,372.284	18
	=====	=====	=====	=====
TOTAL	40,253,219.44	47,362,248.25	3,915,372.284	18

RUN DATE: 01FEB12

US15  
USD

ANNUAL

THE SKILLMAN FOUNDATION  
SKILLMAN - EAGLE ASSET MANAGEMENT  
SUMMARY REALIZED GAIN/LOSS REPORT  
JANUARY 1, 2011 TO DECEMBER 31, 2011

PAGE: 1  
AS-OF DATE: 31DEC11

ASSET ID	SECURITY DESCRIPTION	MAT DATE	MAT RATE	TRD DT	STL DT	SELL RATE	NET SECTY GN/LS
SE SELL/BTC	LOT LOCAL PRINCIPAL NET	LOCAL COST	LOCAL SECTY GN/LS	BASE SECTY GN/LS	BASE CURR GN/LS	NET HAS SECTY GN/LS	
	SHARES/PAR BASE PRINCIPAL NET	BASE COST	BASE SECTY GN/LS				
*** AVERAGE FUND ***							

FOREIGN CASH

** INTERNATIONAL **		** EURO CURRENCY **					
EUR	EURO CURRENCY			16FEB11	16FEB11	0.740137	
	038	22,811.36	22,811.36	00			.00
	22,811 360	30,820.43	30,835.25	.00		-14.82	-14.82
	040	72,000.00	72,000.00	29JUN11	29JUN11	0.694980	
	72,000.000	103,600.08	103,651.26	.00		-51.18	-51.18
	042	108,000.00	108,000.00	20JUL11	20JUL11	0.705870	
	108,000.000	153,002.52	153,322.19	.00		-319.67	-319.67
	044	285,148.51	285,148.51	09DEC11	09DEC11	0.749159	
	285,148 510	380,624.79	379,589.66	.00		1,035.13	1,035.13
	046	11,633.00	11,633.00	27DEC11	27DEC11	0.765596	
	11,633.000	15,194.68	15,199.68	.00		-5.00	-5.00
EUR TOTAL		499,592.87	499,592.87	.00			.00
		683,242.50	682,598.04	.00		644.46	644.46
FOREIGN CASH TOTAL							
		683,242.50	682,598.04	.00		644.46	644.46

US15  
USD

ANNUAL

THE SKILLMAN FOUNDATION  
SKILLMAN - EAGLE ASSET MANAGEMENT  
SUMMARY REALIZED GAIN/LOSS REPORT  
JANUARY 1, 2011 TO DECEMBER 31, 2011

PAGE: 2  
AS-OF DATE: 31DEC11

EUR	EURO CURRENCY	LOCAL SEC GAIN BASE SEC GAIN	LOCAL CURR GAIN BASE CURR GAIN	LOCAL TOTAL GAIN BASE TOTAL GAIN
GROSS GAINS				
	FOREIGN CASH	.00 .00	.00 1,035.13	.00 1,035.13
	CURRENCY TOTAL	.00 00	.00 1,035.13	.00 1,035.13

US15  
USD

ANNUAL

THE SKILLMAN FOUNDATION  
SKILLMAN - EAGLE ASSET MANAGEMENT  
SUMMARY REALIZED GAIN/LOSS REPORT  
JANUARY 1, 2011 TO DECEMBER 31, 2011

PAGE: 3  
AS-OF DATE: 31DEC11

EUR	EURO CURRENCY	LOCAL SEC GAIN BASE SEC GAIN	LOCAL CURR GAIN BASE CURR GAIN	LOCAL TOTAL GAIN BASE TOTAL GAIN
GROSS LOSSES				
	FOREIGN CASH	.00 .00	.00 -390.67	.00 -390.67
	CURRENCY TOTAL	.00 .00	.00 -390.67	.00 -390.67



US15  
USD

ANNUAL

THE SKILLMAN FOUNDATION  
SKILLMAN - EAGLE ASSET MANAGEMENT  
SUMMARY REALIZED GAIN/LOSS REPORT  
JANUARY 1, 2011 TO DECEMBER 31, 2011

PAGE 4  
AS-OF DATE 31DEC11

EUR EURO CURRENCY

BASE  
SEC GN/LS

BASE  
CURR GN/L

BASE  
TOTAL GN/L

NET GAINS/LOSSES

FOREIGN CASH

00

644 46

644 46

CURRENCY TOTAL

.00

644 46

644 46

US15  
USD

ANNUAL

THE SKILLMAN FOUNDATION  
SKILLMAN - EAGLE ASSET MANAGEMENT  
SUMMARY REALIZED GAIN/LOSS REPORT  
JANUARY 1, 2011 TO DECEMBER 31, 2011

PAGE: 5  
AS-OF DATE: 31DEC11

FUND TOTAL GAINS		BASE SEC GAIN	BASE CURR GAIN	BASE TOTAL GAIN
GROSS GAINS				
	FOREIGN CASH	.00	1,035.13	1,035.13
	FUND TOTAL	.00	1,035.13	1,035.13

US15  
USD

ANNUAL

THE SKILLMAN FOUNDATION  
SKILLMAN - EAGLE ASSET MANAGEMENT  
SUMMARY REALIZED GAIN/LOSS REPORT  
JANUARY 1, 2011 TO DECEMBER 31, 2011

PAGE. 6  
AS-OF DATE: 31DEC11

FUND TOTAL LOSSES		BASE SEC LOSS	BASE CURR LOSS	BASE TOTAL LOSS
GROSS LOSSES				
	FOREIGN CASH	.00	-390.67	-390.67
	FUND TOTAL	.00	-390.67	-390.67

US15  
USD

ANNUAL

THE SKILLMAN FOUNDATION  
SKILLMAN - EAGLE ASSET MANAGEMENT  
SUMMARY REALIZED GAIN/LOSS REPORT  
JANUARY 1, 2011 TO DECEMBER 31, 2011

PAGE: 7  
AS-OF DATE: 31DEC11

FUND GAINS/LOSSES		BASE SEC GN/LS	BASE CURR GN/L	BASE TOTAL GN/L
NET GAINS/LOSSES				
	FOREIGN CASH	00	644.46	644.46
	FUND TOTAL	.00	644.46	644.46

US15  
USD

ANNUAL

THE SKILLMAN FOUNDATION  
SKILLMAN - EAGLE ASSET MANAGEMENT  
SUMMARY REALIZED GAIN/LOSS REPORT  
JANUARY 1, 2011 TO DECEMBER 31, 2011

PAGE: 8  
AS-OF DATE: 31DEC11

FUND TOTALS	BASE PRINCIPAL NET	BASE COST	SHARES	# OF TRANSACTIONS
FOREIGN CASH	683,242.50	682,598 04	499,592.870	5
TOTAL	683,242.50	682,598 04	499,592.870	5

RUN DATE: 01FEB12

PAGE: 1  
AS-OF DATE: 31DEC11

ASSET ID	SECURITY DESCRIPTION		MAT DATE	MAT RATE	TRD DT	STL DT	SELL RATE	
SH SELL/BTC	LOT	LOCAL PRINCIPAL NET		LOCAL COST	LOCAL SECTY GN/LS			NET SECTY GN/LS
	SHARES/PAR	BASE PRINCIPAL NET		BASE COST	BASE SECTY GN/LS		BASE CURR GN/LS	NET BAS SECTY GN/LS
			***	ID COST FUND	***			

## EQUITY

		**	US DOLLAR				**		
01099A909	BRIGADE LEVERAGED CAP STR OFF	LIMITED PARTNERSHIP			31JAN11	31JAN11	1.000000		
	ADJC- 169		.00	.00	.00		.00		.00
	742.908								
01399F913	AG ARB PARTNERS	LP			31DEC08	15MAY09	1.000000		
	CXL 151		-576,860.00	-61,924.88	-514,935.12		.00		-514,935.12
	-30,000.000								
	183		741,597.00	61,924.88	31DEC08	31MAY11	1.000000		
	30,000.000				679,672.12		.00		679,672.12
01399F913	TOTAL								
-----			164,737.00	.00	164,737.00	L	.00		164,737.00 L
04399E977	ASCEND PARTNERS FUND II LP	ASCEND PARTNERS FUND II LP			01JAN11	01JAN11	1.000000		
	ADJC- 171		.00	.00	.00		.00		.00
	20,182.490								
	206		4,360,053.70	3,149,999.91	18NOV11	18NOV11	1.000000		
	25,499.000				1,210,053.79		.00		1,210,053.79
04399E977	TOTAL								
-----			4,360,053.70	3,149,999.91	1,210,053.79	L	.00		1,210,053.79 L
051999944	AURELIUS CAPITAL INTERNATIONAL	957556861			01JAN11	01JAN11	1.000000		
	167		3,180,743.63	3,000,000.00	180,743.63		.00		180,743.63
	3,000.000								
05499G960	AXIAL CAPITAL OFFSHORE LTD	CL A VOTING 01MAY05			30SEP11	30NOV11	1.000000		
	204		5,105,543.75	3,000,000.00	2,105,543.75		.00		2,105,543.75
	24,220.996								
	CXL 204		-5,105,543.75	-3,000,000.00	30SEP11	30NOV11	1.000000		
	-24,220.996				-2,105,543.75		.00		-2,105,543.75
	209		5,105,543.75	3,000,000.00	30SEP11	31DEC11	1.000000		
	24,220.996				2,105,543.75		.00		2,105,543.75
					30SEP11	31DEC11	1.000000		

US24  
USD

ANNUAL

THE SKILLMAN FOUNDATION  
SKILLMAN - DIRECT HEDGE FUNDS  
SUMMARY REALIZED GAIN/LOSS REPORT  
JANUARY 1, 2011 TO DECEMBER 31, 2011PAGE 2  
AS-OF DATE 31DEC11

ASSET ID	SECURITY DESCRIPTION	MAT DATE	MAT RATE	TRD DT	STL DT	SELL RATE	NET SECTY GN/LS
SH SELL/BTC	LOT LOCAL PRINCIPAL NET	LOCAL COST	LOCAL SECTY GN/LS	BASE SECTY GN/LS	BASE CURR GN/LS		NET BAS SECTY GN/LS
SHARES/PAR	BASE PRINCIPAL NET	BASE COST	*** I D C O S T F U N D ***				
CXL 209	-5,105,543.75	-3,000,000.00	-2,105,543.75			.00	-2,105,543.75
-24,220.996							
224	5,105,543.75	3,000,000.00	2,105,543.75	30SEP11	30SEP11	1.000000	2,105,543.75
24,220.996						.00	
05499G960	TOTAL		2,105,543.75 L			.00	2,105,543.75 L
	5,105,543.75	3,000,000.00					
092996990	BLACKSTONE PARK AVE	NON TAXABLE LP	31DEC10	31JAN11	1.000000		
CXL 160	-17,497,039.00	-9,549,814.80	-7,947,224.20			.00	-7,947,224.20
-4,012,500.000							
191	17,555,047.00	9,549,814.80	8,005,232.20	31DEC10	19JUL11	1.000000	8,005,232.20
4,012,500.000						.00	
092996990	TOTAL		58,008.00 L			.00	58,008.00 L
	58,008.00	.00					
36299J938	GMO EMERGING COUNTRY DEBT	CLASS D SERIES 6	30DEC11	30DEC11	1.000000		
219	36,942.17	18,946.57	17,995.60			.00	17,995.60
156.673							
36299J946	GMO EMERGING COUNTRY DEBT	CLASS B SERIES 41	30DEC11	30DEC11	1.000000		
220	784.84	443.77	341.07			.00	341.07
3.264							
399995927	GOLDMAN SACHS FOUNDERS FUND	OFFSHORE LTD	01MAY11	01MAY11	1.000000		
ADJC- 184	00	00	.00			.00	.00
14,383.347							
521992948	LAZARD EMERGING INCOME LTD	CLASS A2 SERIES 1	31JAN11	31JAN11	1.000000		
ADJC- 170	.00	.00	.00			.00	.00
16,246.205							
67599Y945	OGE ZIFF		30APR11	30APR11	1.000000		
ADJC- 185	.00	.00	.00			.00	.00
474.050							
ADXC- 185	.00	.00	30APR11	30APR11	1.000000		.00
-474.050			.00			.00	
ADJC- 190	00	00	31MAY11	31MAY11	1.000000		.00
13 972			.00			.00	

US24  
USD

ANNUAL

THE SKILLMAN FOUNDATION  
SKILLMAN - DIRECT HEDGE FUNDS  
SUMMARY REALIZED GAIN/LOSS REPORT  
JANUARY 1, 2011 TO DECEMBER 31, 2011

PAGE. 3  
AS-OF DATE: 31DEC11

ASSET ID	SECURITY DESCRIPTION	MAT DATE	MAT RATE	TRD DT	STL DT	SELL RATE	NET SECTY GN/LS
SH SELL/BTC	LOT LOCAL PRINCIPAL NET	LOCAL COST	LOCAL SECTY GN/LS				
SHARES/PAR	BASE PRINCIPAL NET	BASE COST	BASE SECTY GN/LS	BASE CURR GN/LS			NET BAS SECTY GN/LS
* * * I D C O S T F U N D * * *							
ADJC- 193	.00	.00	30JUN11	30JUN11	1.000000		.00
6.832			.00		.00		
ADJC- 198	.00	.00	31JUL11	31JUL11	1.000000		.00
32.857			.00		.00		
ADJC- 201	.00	.00	31AUG11	31AUG11	1.000000		.00
8.352			.00		.00		
ADJC- 208	.00	.00	31OCT11	31OCT11	1.000000		.00
1.963			.00		.00		
ADJC- 217	.00	.00	30NOV11	30NOV11	1.000000		.00
.154			.00		.00		
ADJC- 221	.00	.00	31DEC11	31DEC11	1.000000		.00
27.794			.00		.00		
67599Y945	TOTAL	.00	.00	.00 L	.00		.00 L
83299B945	SHEPHERD INVESTMENTS INTERNL CL S SER SA23		25MAR11	25MAR11	1.000000		
173	104,159.35	64,896.41	39,262.94		.00		39,262.94
3,140.216							
178	1,752.23	987.56	27APR11	27APR11	1.000000		764.67
47.786			764.67		.00		
196	60,645.30	42,828.60	29AUG11	29AUG11	1.000000		17,816.70
2,072.396			17,816.70		.00		
216	9,473.95	7,194.47	23DEC11	23DEC11	1.000000		2,279.48
348.127			2,279.48		.00		



US24 ANNUAL  
USD

THE SKILLMAN FOUNDATION  
SKILLMAN - DIRECT HEDGE FUNDS  
SUMMARY REALIZED GAIN/LOSS REPORT  
JANUARY 1, 2011 TO DECEMBER 31, 2011

PAGE 4  
AS-OF DATE: 31DEC11

ASSET ID	SECURITY DESCRIPTION	MAT DATE	MAT RATE	TRD DT	STL DT	SELL RATE	NET SECTY GN/LS
SH SELL/BTC	LOT LOCAL PRINCIPAL NET	LOCAL COST	LOCAL SECTY GN/LS	GN/LS	GN/LS	GN/LS	GN/LS
SHARES/PAR	BASE PRINCIPAL NET	BASE COST	BASE SECTY GN/LS	BASE	CURR	GN/LS	NET BAS SECTY GN/LS
		* * * I D C O S T	F U N D	* * *			
83299B945	TOTAL						
	176,030.83	115,907.04	60,123.79 L		.00		60,123.79 L
87499Z917	TACONIC OPPORTUNITY	OFFSHORE FD LT CL SP2A SER 1NR	01MAR11	01MAR11	1.000000		
179	108,846.00	80,714.05	28,131.95		.00		28,131.95
80.713							
913TAX01	TACONIC OPPORTUNITY OFFSHORE	CLASS SP2 A SERIES 2	01MAR11	01MAR11	1.000000		
180	98,653.00	78,533.00	20,120.00		.00		20,120.00
88.566							
959TLD908	MAGNETAR SPC LIQUIDATING PORTF	SERIES A SUBSERIES 2	21JAN11	21JAN11	1.000000		
159	494,290.63	702,190.91	-207,900.28		.00		-207,900.28
465.726							
CXL 159	-494,290.63	-702,190.91	207,900.28	21JAN11	1.000000		207,900.28
-465.726					.00		
165	494,290.63	695,935.32	-201,644.69	21JAN11	1.000000		-201,644.69
461.577					.00		
189	224,368.22	308,200.42	-83,832.20	11JUL11	1.000000		-83,832.20
204.413					.00		
CXL 189	-224,368.22	-308,200.42	83,832.20	11JUL11	1.000000		83,832.20
-204.413					.00		
194	224,368.22	309,929.79	-85,561.57	11JUL11	1.000000		-85,561.57
205.560					.00		
959TLD908	TOTAL						
	718,658.85	1,005,865.11	-287,206.26 L		.00		-287,206.26 L
USD TOTAL	14,009,001.77	10,450,409.45	3,558,592.32 L		.00		3,558,592.32 L

US24  
USD

ANNUAL

THE SKILLMAN FOUNDATION  
SKILLMAN - DIRECT HEDGE FUNDS  
SUMMARY REALIZED GAIN/LOSS REPORT  
JANUARY 1, 2011 TO DECEMBER 31, 2011

PAGE: 5  
AS-OF DATE: 31DEC11

ASSET ID	SECURITY DESCRIPTION	MAT DATE	MAT RATE	TRD DT	STL DT	SELL RATE	NET SECTY GN/LS
SE SELL/BTC	LOT LOCAL PRINCIPAL NET	LOCAL COST	LOCAL SECTY GN/LS				
SHARES/PAR	BASB PRINCIPAL NET	BASE COST	BASE SECTY GN/LS				
		* * * I D C O S T	F U N D * * *				
EQUITY TOTAL	14,009,001.77	10,450,409.45	3,558,592.32 L			.00	3,558,592 32 L

US24 ANNUAL  
USD

THE SKILLMAN FOUNDATION  
SKILLMAN - DIRECT HEDGE FUNDS  
SUMMARY REALIZED GAIN/LOSS REPORT  
JANUARY 1, 2011 TO DECEMBER 31, 2011

PAGE 6  
AS-OF DATE: 31DEC11

USD	US DOLLAR	BASE SEC GAIN	BASE CURR GAIN	BASE TOTAL GAIN
GROSS GAINS				
	EQUITY	3,845,798.58 L	.00 L	3,845,798.58 L
	CURRENCY TOTAL	3,845,798.58 L	.00 L	3,845,798.58 L

US24  
USD

ANNUAL

THE SKILLMAN FOUNDATION  
SKILLMAN - DIRECT HEDGE FUNDS  
SUMMARY REALIZED GAIN/LOSS REPORT  
JANUARY 1, 2011 TO DECEMBER 31, 2011

PAGE 7  
AS-OF DATE: 31DEC11

USD US DOLLAR		BASE SEC LOSS	BASE CURR LOSS	BASE TOTAL LOSS
GROSS LOSSES				
	EQUITY	-287,206.26 L	.00 L	-287,206.26 L
	CURRENCY TOTAL	-287,206.26 L	.00 L	-287,206.26 L

US24  
USD

ANNUAL

THE SKILLMAN FOUNDATION  
SKILLMAN - DIRECT HEDGE FUNDS  
SUMMARY REALIZED GAIN/LOSS REPORT  
JANUARY 1, 2011 TO DECEMBER 31, 2011

PAGE: 8  
AS-OF DATE: 31DEC11

USD US DOLLAR

BASE  
SEC GN/LS

BASE  
CURR GN/L

BASE  
TOTAL GN/L

NET GAINS/LOSSES

EQUITY

3,558,592.32 L

.00 L

3,558,592.32 L

CURRENCY TOTAL

3,558,592.32 L

.00 L

3,558,592.32 L

US24  
USD

ANNUAL

THE SKILLMAN FOUNDATION  
SKILLMAN - DIRECT HEDGE FUNDS  
SUMMARY REALIZED GAIN/LOSS REPORT  
JANUARY 1, 2011 TO DECEMBER 31, 2011

PAGE 9  
AS-OF DATE: 31DEC11

FUND TOTAL GAINS		BASE SEC GAIN	BASE CURR GAIN	BASE TOTAL GAIN
GROSS GAINS				
	EQUITY	3,845,798.58 L	.00 L	3,845,798.58 L
	FUND TOTAL	3,845,798.58 L	.00 L	3,845,798.58 L

US24 ANNUAL  
USD

THE SKILLMAN FOUNDATION  
SKILLMAN - DIRECT HEDGE FUNDS  
SUMMARY REALIZED GAIN/LOSS REPORT  
JANUARY 1, 2011 TO DECEMBER 31, 2011

PAGE 10  
AS-OF DATE: 31DEC11

FUND TOTAL LOSSES		BASE SEC LOSS	BASE CURR LOSS	BASE TOTAL LOSS
GROSS LOSSES				
	EQUITY	-287,206.26 L	.00 L	-287,206.26 L
	FUND TOTAL	-287,206.26 L	.00 L	-287,206.26 L

US24  
USD

ANNUAL

THE SKILLMAN FOUNDATION  
SKILLMAN - DIRECT HEDGE FUNDS  
SUMMARY REALIZED GAIN/LOSS REPORT  
JANUARY 1, 2011 TO DECEMBER 31, 2011

PAGE 11  
AS-OF DATE: 31DEC11

FUND GAINS/LOSSES	BASE SEC GN/LS	BASE CURR GN/L	BASE TOTAL GN/L
NET GAINS/LOSSES			
EQUITY	3,558,592 32 L	.00 L	3,558,592.32 L
FUND TOTAL	3,558,592 32 L =====	.00 L =====	3,558,592 32 L =====



US24 ANNUAL  
USD

THE SKILLMAN FOUNDATION  
SKILLMAN - DIRECT HEDGE FUNDS  
SUMMARY REALIZED GAIN/LOSS REPORT  
JANUARY 1, 2011 TO DECEMBER 31, 2011

PAGE. 12  
AS-OF DATE 31DEC11

FUND TOTALS	BASE PRINCIPAL NET	BASE COST	SHARES	# OF TRANSACTIONS
EQUITY	14,009,001.77	10,450,409.45	110,971.748	38
	=====	=====	=====	=====
TOTAL	14,009,001.77	10,450,409.45	110,971.748	38

RUN DATE: 01FEB12

US25 ANNUAL  
USD

THE SKILLMAN FOUNDATION  
SKILLMAN - PRIVATE EQUITY FUND  
SUMMARY REALIZED GAIN/LOSS REPORT  
JANUARY 1, 2011 TO DECEMBER 31, 2011

PAGE 1  
AS-OF DATE: 31DEC11

ASSET ID	SECURITY DESCRIPTION	MAT DATE	MAT RATE	TRD DT	STL DT	SELL RATE	NET SECTY GN/LS
SH SELL/BTC	LOT LOCAL PRINCIPAL NET	LOCAL COST	LOCAL SECTY GN/LS	GN/LS			
SHARES/PAR	BASE PRINCIPAL NET	BASE COST	BASE SECTY GN/LS		BASE CURR GN/LS		NET BAS SECTY GN/LS
		*** I D C O S T P U N D ***					

EQUITY

** GERMANY **		EURO CURRENCY					
99PUKV900	EUROPEAN STRATEGIC PARTNERS II LP			15MAR11	15MAR11	0.715922	
230	23,400.40	12,858.14	10,542.26				10,542.26
23,400.400	32,685.68	17,961.26	14,725.43		-1.01		14,724.42
				08JUN11	08JUN11	0.684603	
268	27,819.46	15,414.25	12,405.21				12,405.21
27,819.460	40,635.90	21,512.40	18,120.29		1,003.21		19,123.50
				18AUG11	18AUG11	0.698495	
307	24,291.79	14,135.97	10,155.82				10,155.82
24,291.790	34,777.33	19,626.48	14,539.57		611.28		15,150.85
				23SEP11	23SEP11	0.745295	
321	39,923.88	23,232.65	16,691.23				16,691.23
39,923.880	53,567.87	32,256.39	22,395.46		-1,083.98		21,311.48
				04NOV11	04NOV11	0.727309	
347	43,088.78	25,074.38	18,014.40				18,014.40
43,088.780	59,244.06	34,788.98	24,768.54		-313.46		24,455.08
				22DEC11	22DEC11	0.785854	
382	19,033.91	11,076.29	7,957.62				7,957.62
19,033.910	24,220.65	15,356.47	10,126.07		-1,261.89		8,864.18
99PUKV900	TOTAL	177,558.22	101,791.68	75,766.54 L			75,766.54 L
	245,131.49	141,501.98	104,675.36 L		-1,045.85		103,629.51 L
993QMZ902	EUROPEAN STRATEGIC PARTNERS	2006 B LP		13JUN11	13JUN11	0.695604	
271	27,446.41	58,379.21	-30,932.80				-30,932.80
27,446.410	39,456.95	80,384.00	-44,468.98		3,541.93		-40,927.05
				06OCT11	06OCT11	0.742522	
335	155,979.61	331,772.60	-175,792.99				-175,792.99
155,979.610	210,067.10	456,827.12	-236,750.97		-10,009.05		-246,760.02

US25  
USD

ANNUAL

THE SKILLMAN FOUNDATION  
SKILLMAN - PRIVATE EQUITY FUND  
SUMMARY REALIZED GAIN/LOSS REPORT  
JANUARY 1, 2011 TO DECEMBER 31, 2011

PAGE. 2  
AS-OF DATE: 31DEC11

ASSET ID	SECURITY DESCRIPTION	MAT DATE	MAT RATE	TRD DT	STL DT	SELL RATE	NET SECTY GN/LS
SH SELL/BTC	LOT LOCAL PRINCIPAL NET	LOCAL COST	LOCAL SECTY GN/LS	BASE SECTY GN/LS	BASE CURR GN/LS		NET BAS SECTY GN/LS
	SHARES/PAR BASE PRINCIPAL NET	BASE COST	*** I D C O S T F U N D ***				
993QMZ902	TOTAL	183,426.02	390,151.81	-206,725.79 L			-206,725.79 L
		249,524.05	537,211.12	-281,219.95 L	-6,467.12		-287,687.07 L
GERMANY TOTAL		.00	.00	.00	.00		.00
		.00	.00	.00	.00		.00
		360,984.24	491,943.49	-130,959.25 L			-130,959.25 L
		494,655.54	678,713.10	-176,544.59 L	-7,512.97		-184,057.56 L
** UNITED KINGDOM **							
990SDX906	PARISH CAPITAL EUROPE I			03AUG11	03AUG11	0.699692	
299	177,787.00	178,192.64	-405.64				-405.64
177,787.000	254,093.23	242,824.67	-579.74		11,848.30		11,268.56
				30SEP11	30SEP11	0.747160	
327	34,626.00	34,705.00	-79.00				-79.00
34,626.000	46,343.44	47,723.91	-105.73		-1,274.74		-1,380.47
990SDX906	TOTAL	212,413.00	212,897.64	-484.64 L			-484.64 L
		300,436.67	290,548.58	-685.47 L	10,573.56		9,888.09 L
UNITED KINGDOM TOTA		212,413.00	212,897.64	-484.64 L			-484.64 L
		300,436.67	290,548.58	-685.47 L	10,573.56		9,888.09 L
EUR TOTAL		573,397.24	704,841.13	-131,443.89 L			-131,443.89 L
		795,092.21	969,261.68	-177,230.06 L	3,060.59		-174,169.47 L
** US DOLLAR **							
00699B911	AIG PRIVATE EQUITY PORTFOLIO	US VENTURE FUND L P		07APR11	07APR11	1.000000	
249	81,676.00	276,786.89	-195,110.89			.00	-195,110.89
81,676.000							
00699D941	AIG PRIVATE EQUITY PORTFOLIO	DIRECT LP		07APR11	07APR11	1.000000	
248	85,392.00	55,619.69	29,772.31			.00	29,772.31
85,392.000							
054998992	AXIOM ASIA PRIVATE CAPITAL 1	PL		28JAN11	28JAN11	1.000000	
212	79,428.00	52,559.16	26,868.84			.00	26,868.84
55,623.952							
				10AUG11	10AUG11	1.000000	
301	49,528.00	46,799.08	2,728.92			.00	2,728.92
49,528.000							

US25  
USD

ANNUAL

THE SKILLMAN FOUNDATION  
SKILLMAN - PRIVATE EQUITY FUND  
SUMMARY REALIZED GAIN/LOSS REPORT  
JANUARY 1, 2011 TO DECEMBER 31, 2011

PAGE: 3  
AS-OF DATE: 31DEC11

ASSET ID	SECURITY DESCRIPTION	MAT DATE	MAT RATE	TRD DT	STL DT	SELL RATE	NET SECTY GN/LS
SH SELL/BTC	LOT LOCAL PRINCIPAL NET	LOCAL COST	LOCAL SECTY GN/LS	BASE SECTY GN/LS	BASE CURR GN/LS	NET BAS SECTY GN/LS	
SHARES/PAR	BASE PRINCIPAL NET	BASE COST	*** I D C O S T F U N D ***				
054998992	TOTAL						
	128,956.00	99,358.24	29,597.76 L	.00		29,597.76 L	
13499H913	CANAAN VIII LP		15SEP11	15SEP11	1.000000		
315	44,292.47	41,883.76	2,408.71	.00		2,408.71	
44,292.470							
40199A963	HARBOURVEST PARTNERS VII	MEZZANINE HOLDING FUND LP	31JAN11	31JAN11	1.000000		
211	154,049.00	176,513.55	-22,464.55	.00		-22,464.55	
154,049.000							
240	128,375.00	147,095.59	30MAR11	30MAR11	1.000000		
128,375.000			-18,720.59	.00		-18,720.59	
277	154,050.00	176,514.67	28JUN11	28JUN11	1.000000		
154,050.000			-22,464.67	.00		-22,464.67	
295	73,374.00	86,961.58	29JUL11	29JUL11	1.000000		
73,374.000			-13,587.58	.00		-13,587.58	
316	154,049.00	182,733.68	21SEP11	21SEP11	1.000000		
154,049.000			-28,684.68	.00		-28,684.68	
377	100,874.00	119,657.23	29DEC11	29DEC11	1.000000		
100,874.000			-18,783.23	.00		-18,783.23	
370	77,024.00	91,366.24	30DEC11	30DEC11	1.000000		
77,024.000			-14,342.24	.00		-14,342.24	
40199A963	TOTAL						
	841,795.00	980,842.54	-139,047.54 L	.00		-139,047.54 L	
40199Q992	THE HARBOURVEST PARTNERS VII	VENTURE PARTNERSHIP FUND	30MAR11	30MAR11	1.000000		
239	48,960.00	52,528.56	-3,568.56	.00		-3,568.56	
48,960.000							
253	48,960.00	53,228.03	29APR11	29APR11	1.000000		
48,960.000			-4,268.03	.00		-4,268.03	
262	99,960.00	108,673.90	31MAY11	31MAY11	1.000000		
			-8,713.90	.00		-8,713.90	

US25  
USD

ANNUAL

THE SKILLMAN FOUNDATION  
SKILLMAN - PRIVATE EQUITY FUND  
SUMMARY REALIZED GAIN/LOSS REPORT  
JANUARY 1, 2011 TO DECEMBER 31, 2011PAGE: 4  
AS-OF DATE 31DEC11

ASSET ID	SECURITY DESCRIPTION	MAT DATE	MAT RATE	TRD DT	STL DT	SELL RATE	NET SECTY GN/LS
SH SELL/BTC	LOT LOCAL PRINCIPAL NET	LOCAL COST	LOCAL SECTY GN/LS				
SHARES/PAR	BASE PRINCIPAL NET	BASE COST	BASE SECTY GN/LS				
		*** I D C O S T F U N D ***					
99,960.000							
312	176,205.00	191,565.46	31AUG11	31AUG11	1.000000		-15,360.46
176,205.000			-15,360.46		.00		
342	49,470.00	53,782.49	26OCT11	26OCT11	1.000000		-4,312.49
49,470.000			-4,312.49		.00		
378	49,470.00	53,782.49	29DEC11	29DEC11	1.000000		-4,312.49
49,470.000			-4,312.49		.00		
40199Q992	TOTAL	473,025.00	513,560.93	-40,535.93 L	.00		-40,535.93 L
411997984	HARBORVEST PARTNERS VII	BUYOUT PARTNERSHIP FUND	31JAN11	31JAN11	1.000000		-11,715.49
210	20,855.00	32,570.49	-11,715.49		.00		
20,855.000							
238	52,782.00	82,432.79	30MAR11	30MAR11	1.000000		-29,650.79
52,782.000			-29,650.79		.00		
254	14,470.00	22,598.66	29APR11	29APR11	1.000000		-8,128.66
14,470.000			-8,128.66		.00		
278	42,570.00	66,484.11	28JUN11	28JUN11	1.000000		-23,914.11
42,570.000			-23,914.11		.00		
311	42,140.00	65,812.55	31AUG11	31AUG11	1.000000		-23,672.55
42,140.000			-23,672.55		.00		
323	85,140.00	132,968.21	28SEP11	28SEP11	1.000000		-47,828.21
85,140.000			-47,828.21		.00		
343	31,498.00	49,473.55	27OCT11	27OCT11	1.000000		-17,975.55
31,498.000			-17,975.55		.00		

US25 ANNUAL  
USD

THE SKILLMAN FOUNDATION  
SKILLMAN - PRIVATE EQUITY FUND  
SUMMARY REALIZED GAIN/LOSS REPORT  
JANUARY 1, 2011 TO DECEMBER 31, 2011

PAGE: 5  
AS-OF DATE: 31DEC11

ASSET ID	SECURITY DESCRIPTION	MAT DATE	MAT RATE	TRD DT	STL DT	SELL RATE	NET SECTY GN/LS
SH SELL/BTC	LOT LOCAL PRINCIPAL NET	LOCAL COST	LOCAL SECTY GN/LS	GN/LS			
SHARES/PAR	BASE PRINCIPAL NET	BASE COST	BASE SECTY GN/LS	GN/LS	BASE CURR GN/LS	NET BAS SECTY GN/LS	
* * * I D C O S T F U N D * * *							
411997984	TOTAL						
	289,455.00	452,340.36	-162,885.36 L		.00	-162,885.36 L	
457766921	INSTITUTIONAL VENTURE PARTNERS			29MAR11	29MAR11	1.000000	
236	124,796.00	117,336.51	7,459.49		.00	7,459.49	
124,796.000							
				02JUN11	02JUN11	1.000000	
264	193,548.00	181,978.96	11,569.04		.00	11,569.04	
193,548.000							
				27SEP11	27SEP11	1.000000	
322	461,154.00	436,324.80	24,829.20		.00	24,829.20	
461,154.000							
457766921	TOTAL						
	779,498.00	735,640.27	43,857.73 L		.00	43,857.73 L	
45799M929	INSIGHT EQUITY I LP			21OCT11	21OCT11	1.000000	
340	210,539.00	243,928.76	-33,389.76		.00	-33,389.76	
210,539.000							
66699A930	NORTHGATE PRIVATE EQUITY PARTE LIMITED PARTNERSHIP			21JAN11	21JAN11	1.000000	
218	250,209.06	171,632.78	78,576.28		.00	78,576.28	
250,209.060							
				10JUN11	10JUN11	1.000000	
269	125,893.39	86,357.51	39,535.88		.00	39,535.88	
125,893.390							
				10AUG11	10AUG11	1.000000	
305	113,467.62	77,833.96	35,633.66		.00	35,633.66	
113,467.620							
				06OCT11	06OCT11	1.000000	
331	202,672.18	139,024.50	63,647.68		.00	63,647.68	
202,672.180							
				28NOV11	28NOV11	1.000000	
353	150,000.00	102,893.63	47,106.37		.00	47,106.37	
150,000.000							

US25  
USD

ANNUAL

THE SKILLMAN FOUNDATION  
SKILLMAN - PRIVATE EQUITY FUND  
SUMMARY REALIZED GAIN/LOSS REPORT  
JANUARY 1, 2011 TO DECEMBER 31, 2011

PAGE: 6  
AS-OF DATE 31DEC11

ASSET ID	SECURITY DESCRIPTION	MAT DATE	MAT RATE	TRD DT	STL DT	SELL RATE	NET SECTY GN/LS
SH SELL/BTC	LOT LOCAL PRINCIPAL NET	LOCAL COST	LOCAL SECTY GN/LS				
SHARES/PAR	BASE PRINCIPAL NET	BASE COST	BASE SECTY GN/LS		BASE CURR GN/LS		NET BAS SECTY GN/LS
* * * I D C O S T F U N D * * *							
66699A930	TOTAL	842,242.25	577,742.38	264,499.87 L		.00	264,499.87 L
66699A971	NORTHGATE VENTURE PARTNERS III LP	25,209.06	46,066.05	-20,856.99	21JAN11	1.000000	-20,856.99
	208					.00	
	24,506.670						
	CXL 208	-25,209.06	-46,066.05	20,856.99	21JAN11	1.000000	20,856.99
	-24,506.670					.00	
	270	54,105.10	101,703.27	-47,598.17	10JUN11	1.000000	-47,598.17
	54,105.100					.00	
66699A971	TOTAL	54,105.10	101,703.27	-47,598.17 L		.00	-47,598.17 L
700998917	PARISH CAPITAL II, L.P	44,014.00	86,393.04	-42,379.04	30MAR11	1.000000	-42,379.04
	242					.00	
	44,014.000						
	257	93,046.00	182,635.68	-89,589.68	05MAY11	1.000000	-89,589.68
	93,046.000					.00	
	369	29,949.00	58,785.50	-28,836.50	29DEC11	1.000000	-28,836.50
	29,949.000					.00	
700998917	TOTAL	167,009.00	327,814.22	-160,805.22 L		.00	-160,805.22 L
700998982	PARISH CAPITAL I	37,628.00	15,641.91	21,986.09	04MAR11	1.000000	21,986.09
	225					.00	
	37,628.000						
	258	69,281.00	28,800.01	40,480.99	12MAY11	1.000000	40,480.99
	69,281.000					.00	
	274	78,885.00	32,792.38	46,092.62	17JUN11	1.000000	46,092.62
	78,885.000					.00	
	317	20,356.00	8,461.96	11,894.04	22SEP11	1.000000	11,894.04
	20,356.000					.00	

US25  
USD

ANNUAL

THE SKILLMAN FOUNDATION  
SKILLMAN - PRIVATE EQUITY FUND  
SUMMARY REALIZED GAIN/LOSS REPORT  
JANUARY 1, 2011 TO DECEMBER 31, 2011PAGE 7  
AS-OF DATE: 31DEC11

ASSET ID	SECURITY DESCRIPTION	MAT DATE	MAT RATE	TRD DT	STL DT	SELL RATE	NET SECTY GN/LS
SH SELL/BTC	LOT LOCAL PRINCIPAL NET	LOCAL COST	LOCAL SECTY GN/LS	GN/LS	BASE CURR GN/LS		NET BAS SECTY GN/LS
SHARES/PAR	BASE PRINCIPAL NET	BASE COST	BASE SECTY GN/LS	FUND			
		* * * I D C O S T					
	355	170,621.00	70,926.90	29NOV11	29NOV11	1.000000	99,694.10
	170,621.000					.00	
700998982	TOTAL	376,771.00	156,623.16	220,147.84 L		.00	220,147.84 L
75799B912	RCP FUND II, L.P.	FOCUSED PRIVATE EQUITY INVSTS	15FEB11	15FEB11	1.000000		
	220	246,636.30	190,801.88	55,834.42		.00	55,834.42
	246,636.300						
	252	159,708.84	123,553.38	29APR11	29APR11	1.000000	36,155.46
	159,708.840					.00	
	325	96,558.55	74,699.30	29SEP11	29SEP11	1.000000	21,859.25
	96,558.550					.00	
	372	186,689.21	151,471.95	30DEC11	30DEC11	1.000000	35,217.26
	186,689.210					.00	
75799B912	TOTAL	689,592.90	540,526.51	149,066.39 L		.00	149,066.39 L
75799B920	RCP FUND III LP		31MAR11	31MAR11	1.000000		
	243	23,233.82	42,123.01	-18,889.19		.00	-18,889.19
	23,233.820						
	349	67,021.01	121,509.34	18NOV11	18NOV11	1.000000	-54,488.33
	67,021.010					.00	
75799B920	TOTAL	90,254.83	163,632.35	-73,377.52 L		.00	-73,377.52 L
782900104	RUSSIA PARTNERS CO LP	UNIT LTD PARTNERSHIP INT	15JUL11	15JUL11	1.000000		
	286	142,857.14	.00	142,857.14		.00	142,857.14
	142,857.140						
82699C917	SIGULER GUFF DISTRESSED	OPPORTUNITIES FUND II	28JAN11	28JAN11	1.000000		
	213	277,699.78	110,431.32	167,268.46		.00	167,268.46
	181,852.209						
	222	152,235.07	60,538.47	28FEB11	28FEB11	1.000000	91,696.60
	99,691.414					.00	



US25  
USD

ANNUAL

THE SKILLMAN FOUNDATION  
SKILLMAN - PRIVATE EQUITY FUND  
SUMMARY REALIZED GAIN/LOSS REPORT  
JANUARY 1, 2011 TO DECEMBER 31, 2011

PAGE: 8  
AS-OF DATE: 31DEC11

ASSET ID	SECURITY DESCRIPTION	MAT DATE	MAT RATE	TRD DT	STL DT	SKILL RATE	NET SECTY GN/LS
SH SELL/BTC	LOT LOCAL PRINCIPAL NET	LOCAL COST	LOCAL SECTY GN/LS	BASE SECTY GN/LS	BASE CURR GN/LS	NET BAS SECTY GN/LS	
SHARES/PAR	BASE PRINCIPAL NET	BASE COST	*** I D C O S T ***	F U N D ***			
273	238,095.19	87,954.90	150,140.29	16JUN11	16JUN11	1.000000	150,140.29
144,839.268						.00	
368	192,224.73	118,002.82	74,221.91	29DEC11	29DEC11	1.000000	74,221.91
192,224.730						.00	
82699C917	TOTAL						
	860,254.77	376,927.51	483,327.26 L			.00	483,327.26 L
82699H999	SIGULER GUFF DISTRESSED OPP	FUND III LP		31JAN11	31JAN11	1.000000	
214	265,696.65	318,154.99	-52,458.34			.00	-52,458.34
210,996.453							
310	189,896.98	286,339.75	-96,442.77	30AUG11	30AUG11	1.000000	-96,442.77
189,896.980						.00	
82699H999	TOTAL						
	455,593.63	604,494.74	-148,901.11 L			.00	-148,901.11 L
914KLF906	CRP XIII ANNEX FUND LP			29MAR11	29MAR11	1.000000	
237	47,342.00	47,538.45	-196.45			.00	-196.45
47,342.000							
287	104,734.00	105,168.60	-434.60	15JUL11	15JUL11	1.000000	-434.60
104,734.000						.00	
371	154,552.00	155,193.31	-641.31	29DEC11	29DEC11	1.000000	-641.31
154,552.000						.00	
914KLF906	TOTAL						
	306,628.00	307,900.36	-1,272.36 L			.00	-1,272.36 L
97199Q919	WILSHIRE EURO	PVT MARKET FD		21JUN11	21JUN11	1.000000	
275	74,340.03	86,085.54	-11,745.51			.00	-11,745.51
21,726.299							
350	19,368.65	19,413.56	-44.91	21NOV11	21NOV11	1.000000	-44.91
4,899.601						.00	

US25  
USD

ANNUAL

THE SKILLMAN FOUNDATION  
SKILLMAN - PRIVATE EQUITY FUND  
SUMMARY REALIZED GAIN/LOSS REPORT  
JANUARY 1, 2011 TO DECEMBER 31, 2011

PAGE. 9  
AS-OF DATE: 31DEC11

ASSET ID	SECURITY DESCRIPTION	MAT DATE	MAT RATE	TRD DT	STL DT	SELL RATE	NET SECTY GN/LS
SH SELL/BTC	LOT LOCAL PRINCIPAL NET	LOCAL COST	LOCAL SECTY GN/LS	BASE SECTY GN/LS	BASE CURR GN/LS	NET BAS SECTY GN/LS	
	SHARES/PAR BASE PRINCIPAL NET	BASE COST	BASE SECTY GN/LS				
* * * I D C O S T F U N D * * *							
97199Q919	TOTAL						
	93,708.68	105,499.10	-11,790.42 L		.00	-11,790.42 L	
971992946	WILSHIRE	PRIVATE MARKET FUND V SPL WTS	08FEB11	08FEB11	1.000000		
215	394,052.58	171,041.15	223,011.43		.00	223,011.43	
21,571.135							
				03JUN11	03JUN11	1.000000	
265	558,689.46	228,443.60	330,245.86		.00	330,245.86	
28,810.540							
				09AUG11	09AUG11	1.000000	
300	511,241.72	184,516.49	326,725.23		.00	326,725.23	
23,270.600							
				22SEP11	22SEP11	1.000000	
318	330,866.98	119,415.94	211,451.04		.00	211,451.04	
15,060.338							
				04NOV11	04NOV11	1.000000	
346	239,508.43	81,537.22	157,971.21		.00	157,971.21	
10,283.200							
				28DEC11	28DEC11	1.000000	
379	428,401.82	140,502.57	287,899.25		.00	287,899.25	
17,719.713							
971992946	TOTAL						
	2,462,760.99	925,456.97	1,537,304.02 L		.00	1,537,304.02 L	
998MPC904	Q BLK CO INVESTMENT FUND II		16DEC11	16DEC11	1.000000		
376	376,007.00	420,600.80	-44,593.80		.00	-44,593.80	
376,007.000							
USD TOTAL							
	9,852,413.76	8,008,882.81	1,843,530.95 L		.00	1,843,530.95 L	
EQUITY TOTAL							
	10,647,505.97	8,978,144.49	1,666,300.89 L		3,060.59	1,669,361.48 L	

US25 ANNUAL  
USD

THE SKILLMAN FOUNDATION  
SKILLMAN - PRIVATE EQUITY FUND  
SUMMARY REALIZED GAIN/LOSS REPORT  
JANUARY 1, 2011 TO DECEMBER 31, 2011

PAGE: 10  
AS-OF DATE: 31DEC11

ASSET ID	SECURITY DESCRIPTION	MAT DATE	MAT RATE	TRD DT	STL DT	SELL RATE	NET SECTY GN/LS
SH SKLL/BTC	LOT LOCAL PRINCIPAL NET	LOCAL COST	LOCAL SECTY GN/LS	GN/LS			
SHARES/PAR	BASE PRINCIPAL NET	BASE COST	BASE SECTY GN/LS	BASE SECTY GN/LS	BASE CURR GN/LS		NET BAS SECTY GN/LS
* * * A V E R A G E F U N D * * *							

FOREIGN CASH

** INTERNATIONAL **		** EURO CURRENCY **					
EUR	EURO CURRENCY						
168	22,811.36	22,811.36	16FEB11	16FEB11	0.740137		00
22,811.360	30,820.43	30,835.25	.00		14.82		14.82
170	23,400.40	23,400.40	16MAR11	16MAR11	0.718339		.00
23,400.400	32,575.71	32,685.68	.00		-109.97		-109.97
172	27,819.46	27,819.46	09JUN11	09JUN11	0.689322		.00
27,819.460	40,357.71	40,635.90	.00		-278.19		-278.19
176	72,000.00	72,000.00	29JUN11	29JUN11	0.694637		.00
72,000.000	103,651.26	103,600.08	.00		51.18		51.18
178	108,000.00	108,000.00	20JUL11	20JUL11	0.704399		.00
108,000.000	153,322.19	153,002.52	.00		319.67		319.67
180	177,787.00	177,787.00	09AUG11	09AUG11	0.703185		.00
177,787.000	252,831.05	254,093.23	.00		-1,262.18		-1,262.18
182	24,291.79	24,291.79	18AUG11	18AUG11	0.698495		.00
24,291.790	34,777.33	35,025.14	.00		247.81		247.81
184	39,923.88	39,923.88	23SEP11	23SEP11	0.745295		.00
39,923.880	53,567.87	53,783.44	.00		215.57		215.57
186	34,626.00	34,626.00	30SEP11	30SEP11	0.747160		.00
34,626.000	46,343.44	45,962.58	.00		-380.86		-380.86
188	155,979.61	155,979.61	06OCT11	06OCT11	0.742522		.00
155,979.610	210,067.10	210,447.68	.00		380.58		380.58
190	43,088.78	43,088.78	04NOV11	04NOV11	0.727309		.00

US25  
USD

ANNUAL

THE SKILLMAN FOUNDATION  
SKILLMAN - PRIVATE EQUITY FUND  
SUMMARY REALIZED GAIN/LOSS REPORT  
JANUARY 1, 2011 TO DECEMBER 31, 2011

PAGE 11  
AS-OF DATE: 31DEC11

ASSET ID	SECURITY DESCRIPTION	MAT DATE	MAT RATE	TRD DT	STL DT	SELL RATE	NET SECTY GN/LS
SH SELL/BTC	LOT LOCAL PRINCIPAL NET	LOCAL COST	LOCAL SECTY GN/LS				NET SECTY GN/LS
SHARES/PAR	BASE PRINCIPAL NET	BASE COST	BASE SECTY GN/LS				NET BAS SECTY GN/LS
*** AVERAGE FUND ***							
43,088.780	59,244.06	59,251.37	.00			7.31	7.31
194	19,033.91	19,033.91	.00	22DEC11	22DEC11	0.785854	.00
19,033.910	24,220.65	24,244.46	.00			23.81	23.81
195	19,033.91	19,033.91	.00	22DEC11	22DEC11	0.765404	.00
19,033.910	24,867.80	24,244.46	.00			623.34	623.34
192	11,633.00	11,633.00	.00	27DEC11	27DEC11	0.765596	.00
11,633.000	15,194.68	15,199.68	.00			5.00	5.00
EUR TOTAL	779,429.10	779,429.10	.00				.00
-----	1,081,841.28	1,083,011.47	.00			-142.11	-142.11
FOREIGN CASH TOTAL			.00				
-----	1,081,841.28	1,083,011.47	.00			-142.11	-142.11

US25  
USD

ANNUAL

THE SKILLMAN FOUNDATION  
SKILLMAN - PRIVATE EQUITY FUND  
SUMMARY REALIZED GAIN/LOSS REPORT  
JANUARY 1, 2011 TO DECEMBER 31, 2011

PAGE: 12  
AS-OF DATE 31DEC11

EUR EURO CURRENCY

LOCAL SEC GAIN  
BASE SEC GAIN

LOCAL CURR GAIN  
BASE CURR GAIN

LOCAL TOTAL GAIN  
BASE TOTAL GAIN

GROSS GAINS

EQUITY	75,766.54 L	.00 L	75,766.54 L
	104,675.36 L	17,004.72 L	121,680.08 L
FOREIGN CASH	.00	.00	.00
	.00	1,889.09	1,889.09
CURRENCY TOTAL	.00	.00	.00
	.00	1,889.09	1,889.09
	75,766.54 L	.00 L	75,766.54 L
	104,675.36 L	17,004.72 L	121,680.08 L

US25  
USD

ANNUAL

THE SKILLMAN FOUNDATION  
SKILLMAN - PRIVATE EQUITY FUND  
SUMMARY REALIZED GAIN/LOSS REPORT  
JANUARY 1, 2011 TO DECEMBER 31, 2011

PAGE- 13  
AS-OF DATE. 31DEC11

EUR	EURO CURRENCY	LOCAL SEC GAIN BASE SEC GAIN	LOCAL CURR GAIN BASE CURR GAIN	LOCAL TOTAL GAIN BASE TOTAL GAIN
GROSS LOSSES				
	EQUITY	-207,210.43 L -281,905.42 L	.00 L -13,944.13 L	-207,210.43 L -295,849.55 L
	FOREIGN CASH	.00 .00	.00 -2,031.20	.00 -2,031.20
	CURRENCY TOTAL	.00 .00 -207,210.43 L -281,905.42 L	.00 -2,031.20 .00 L -13,944.13 L	.00 -2,031.20 -207,210.43 L -295,849.55 L

US25  
USD

ANNUAL

THE SKILLMAN FOUNDATION  
SKILLMAN - PRIVATE EQUITY FUND  
SUMMARY REALIZED GAIN/LOSS REPORT  
JANUARY 1, 2011 TO DECEMBER 31, 2011

PAGE 14  
AS-OF DATE- 31DEC11

EUR EURO CURRENCY		BASE SEC GN/LS	BASE CURR GN/L	BASE TOTAL GN/L
NET GAINS/LOSSES				
	EQUITY	-177,230.06 L	3,060.59 L	-174,169.47 L
	FOREIGN CASH	.00	-142.11	-142.11
	CURRENCY TOTAL	.00	-142.11	-142.11
		-177,230.06 L	3,060.59 L	-174,169.47 L

US25  
USD

ANNUAL

THE SKILLMAN FOUNDATION  
SKILLMAN - PRIVATE EQUITY FUND  
SUMMARY REALIZED GAIN/LOSS REPORT  
JANUARY 1, 2011 TO DECEMBER 31, 2011

PAGE 15  
AS-OF DATE. 31DEC11

USD	US DOLLAR	BASE SEC GAIN	BASE CURR GAIN	BASE TOTAL GAIN
GROSS GAINS				
	EQUITY	2,902,839 03 L	.00 L	2,902,839 03 L
	CURRENCY TOTAL	2,902,839.03 L	.00 L	2,902,839 03 L



US25 ANNUAL  
USD

THE SKILLMAN FOUNDATION  
SKILLMAN - PRIVATE EQUITY FUND  
SUMMARY REALIZED GAIN/LOSS REPORT  
JANUARY 1, 2011 TO DECEMBER 31, 2011

PAGE: 16  
AS-OF DATE: 31DEC11

USD	US DOLLAR	BASE SEC LOSS	BASE CURR LOSS	BASE TOTAL LOSS
GROSS LOSSES				
	EQUITY	-1,059,308.08 L	.00 L	-1,059,308.08 L
	CURRENCY TOTAL	-1,059,308.08 L	.00 L	-1,059,308.08 L

US25 ANNUAL  
USD

THE SKILLMAN FOUNDATION  
SKILLMAN - PRIVATE EQUITY FUND  
SUMMARY REALIZED GAIN/LOSS REPORT  
JANUARY 1, 2011 TO DECEMBER 31, 2011

PAGE 17  
AS-OF DATE. 31DEC11

USD US DOLLAR

BASE  
SEC GN/LS

BASE  
CURR GN/L

BASE  
TOTAL GN/L

NET GAINS/LOSSES

EQUITY

1,843,530 95 L

00 L

1,843,530 95 L

CURRENCY TOTAL

1,843,530.95 L  
=====

.00 L  
=====

1,843,530.95 L  
=====

US25  
USD

ANNUAL

THE SKILLMAN FOUNDATION  
SKILLMAN - PRIVATE EQUITY FUND  
SUMMARY REALIZED GAIN/LOSS REPORT  
JANUARY 1, 2011 TO DECEMBER 31, 2011

PAGE: 18  
AS-OF DATE: 31DEC11

FUND TOTAL GAINS		BASE SEC GAIN	BASE CURR GAIN	BASE TOTAL GAIN
GROSS GAINS				
EQUITY		3,007,514.39 L	17,004.72 L	3,024,519.11 L
FOREIGN CASH		.00	1,889.09	1,889.09
FUND TOTAL		.00	1,889.09	1,889.09
		3,007,514.39 L	17,004.72 L	3,024,519.11 L

US25  
USD

ANNUAL

THE SKILLMAN FOUNDATION  
SKILLMAN - PRIVATE EQUITY FUND  
SUMMARY REALIZED GAIN/LOSS REPORT  
JANUARY 1, 2011 TO DECEMBER 31, 2011

PAGE 19  
AS-OF DATE- 31DEC11

FUND TOTAL LOSSES		BASE SEC LOSS	BASE CURR LOSS	BASE TOTAL LOSS
GROSS LOSSES				
EQUITY		-1,341,213.50 L	-13,944.13 L	-1,355,157.63 L
FOREIGN CASH		.00	-2,031.20	-2,031.20
FUND TOTAL		.00	-2,031.20	-2,031.20
		-1,341,213.50 L	-13,944.13 L	-1,355,157.63 L

US25  
USD

ANNUAL

THE SKILLMAN FOUNDATION  
SKILLMAN - PRIVATE EQUITY FUND  
SUMMARY REALIZED GAIN/LOSS REPORT  
JANUARY 1, 2011 TO DECEMBER 31, 2011

PAGE: 20  
AS-OF DATE. 31DEC11

-----			
FUND GAINS/LOSSES	BASE SEC GN/LS	BASE CURR GN/L	BASE TOTAL GN/L
-----			
NET GAINS/LOSSES			
EQUITY	1,666,300.89 L	3,060.59 L	1,669,361.48 L
FOREIGN CASH	.00	-142.11	-142.11
FUND TOTAL	.00	-142.11	-142.11
	1,666,300.89 L	3,060.59 L	1,669,361.48 L
	=====	=====	=====

US25  
USD

ANNUAL

THE SKILLMAN FOUNDATION  
SKILLMAN - PRIVATE EQUITY FUND  
SUMMARY REALIZED GAIN/LOSS REPORT  
JANUARY 1, 2011 TO DECEMBER 31, 2011

PAGE: 21  
AS-OF DATE 31DEC11

FUND TOTALS	BASE PRINCIPAL NET	BASE COST	SHARES	# OF TRANSACTIONS
EQUITY	10,647,505.97	8,978,144.49	7,692,531.362	80
	=====	=====	=====	=====
FOREIGN CASH	1,081,841.28	1,083,011.47	779,429.100	14
	=====	=====	=====	=====
TOTAL	11,729,347.25	10,061,155.96	8,471,960.462	94

RUN DATE: 01FEB12

US26  
USD

ANNUAL

THE SKILLMAN FOUNDATION  
SKILLMAN - PRINCIPAL GLOBAL INVESTORS  
SUMMARY REALIZED GAIN/LOSS REPORT  
JANUARY 1, 2011 TO DECEMBER 31, 2011

PAGE: 1  
AS-OF DATE: 31DEC11

ASSET ID	SECURITY DESCRIPTION	MAT DATE	MAT RATE	TRD DT	STL DT	SELL RATE	NET SECTY GN/LS
SH SELL/BTC	LOT LOCAL PRINCIPAL NET	LOCAL COST	LOCAL SECTY GN/LS	BASE SECTY GN/LS	BASE CURN GN/LS	NET BAS SECTY GN/LS	
SHARES/PAR	BASE PRINCIPAL NET	BASE COST	BASE SECTY GN/LS				

EQUITY

		** US DOLLAR **					
015271109	ALEXANDRIA REAL ESTATE EQUIT	REIT USD.01		03AUG11	08AUG11	1.000000	
	073 7,351.57	5,088.54		2,263.03		.00	2,263.03
	96.000						
	076 2,711.40	2,104.77		05AUG11 606.63	10AUG11	1.000000	606.63
	38.000					.00	
	162 8,249.95	6,792.48		09AUG11 1,457.47	12AUG11	1.000000	1,457.47
	125.000					.00	
	172 1,887.56	1,491.00		10AUG11 396.56	15AUG11	1.000000	396.56
	28.000					.00	
015271109	TOTAL						
	20,200.48	15,476.79		4,723.69 L		.00	4,723.69 L
024835100	AMERICAN CAMPUS COMMUNITIES	REIT USD.01		27JAN11	01FEB11	1.000000	
	152 1,546.05	1,300.79		245.26		.00	245.26
	48.000						
	153 3,251.87	2,428.54		27JAN11 823.33	01FEB11	1.000000	823.33
	101.000					.00	
	158 1,254.81	811.32		28JAN11 443.49	02FEB11	1.000000	443.49
	39.000					.00	
	161 383.88	249.64		31JAN11 134.24	03FEB11	1.000000	134.24
	12.000					.00	
	179 4,934.12	2,822.01		11FEB11 2,112.11	16FEB11	1.000000	2,112.11
	153.000					.00	
	180 1,516.49	862.60		11FEB11 653.89	16FEB11	1.000000	653.89
	47.000					.00	

US26  
USD

ANNUAL

THE SKILLMAN FOUNDATION  
SKILLMAN - PRINCIPAL GLOBAL INVESTORS  
SUMMARY REALIZED GAIN/LOSS REPORT  
JANUARY 1, 2011 TO DECEMBER 31, 2011PAGE: 2  
AS-OF DATE: 31DEC11

ASSET ID	SECURITY DESCRIPTION	MAT DATE	MAT RATE	TRD DT	STL DT	SELL RATE	NET SECTY GN/LS
SH SELL/BTC	LOT LOCAL PRINCIPAL NET	LOCAL COST	LOCAL SECTY GN/LS	GN/LS	GN/LS	GN/LS	GN/LS
SHARES/PAR	BASE PRINCIPAL NET	BASE COST	BASE SECTY GN/LS	BASE SECTY GN/LS	BASE CURR GN/LS	BASE CURR GN/LS	NET BAS SECTY GN/LS
		* * * I D C O S T		F U N D * * *			
189	6,470.49	3,681.88	2,788.61	14FEB11	17FEB11	1.000000	2,788.61
200.000						.00	
194	2,173.77	1,804.48	369.29	14FEB11	17FEB11	1.000000	369.29
67.000						.00	
203	2,558.89	2,127.68	431.21	15FEB11	18FEB11	1.000000	431.21
79.000						.00	
206	4,812.60	3,924.58	888.02	16FEB11	22FEB11	1.000000	888.02
146.000						.00	
208	1,378.62	1,127.28	251.34	16FEB11	22FEB11	1.000000	251.34
42.000						.00	
211	1,798.41	1,449.36	349.05	16FEB11	22FEB11	1.000000	349.05
54.000						.00	
215	3,277.63	2,600.92	676.71	17FEB11	23FEB11	1.000000	676.71
100.000						.00	
232	3,556.40	2,847.77	708.63	18FEB11	24FEB11	1.000000	708.63
110.000						.00	
233	65.57	51.75	13.82	18FEB11	24FEB11	1.000000	13.82
2.000						.00	
236	6,482.61	5,169.58	1,313.03	22FEB11	25FEB11	1.000000	1,313.03
200.000						.00	
249	1,706.72	1,365.20	341.52	23FEB11	28FEB11	1.000000	341.52
53.000						.00	
250	2,154.08	1,725.82	428.26	23FEB11	28FEB11	1.000000	428.26
67.000						.00	
				24FEB11	01MAR11	1.000000	



US26  
USD

ANNUAL

THE SKILLMAN FOUNDATION  
SKILLMAN - PRINCIPAL GLOBAL INVESTORS  
SUMMARY REALIZED GAIN/LOSS REPORT  
JANUARY 1, 2011 TO DECEMBER 31, 2011

PAGE: 3  
AS-OF DATE 31DEC11

ASSET ID	SECURITY DESCRIPTION	MAT DATE	MAT RATE	TKD DT	STL DT	SELL RATE	NET SECTY GN/LS
SE SELL/BTC	LOT LOCAL PRINCIPAL NET	LOCAL COST	LOCAL SECTY GN/LS	SECTY GN/LS	BASE CURR GN/LS	NET BAS SECTY GN/LS	
SHARES/PAR	BASE PRINCIPAL NET	BASE COST	BASE SECTY GN/LS	FUND			
*** I D C O S T F U N D ***							
253	1,324.69	1,056.10	268.59		00	268.59	
41.000							
254	3,176.21	2,553.48	622.73	01MAR11	1.000000	622.73	
99.000					00		
256	1,297.51	1,032.28	265.23	02MAR11	1.000000	265.23	
40.000					.00		
260	4,091.58	3,251.67	839.91	02MAR11	1.000000	839.91	
126.000					.00		
264	9,738.90	7,958.22	1,780.68	02MAR11	1.000000	1,780.68	
298.000					.00		
269	2,404.25	1,998.00	406.25	02MAR11	1.000000	406.25	
74.000					.00		
275	65.68	54.00	11.68	03MAR11	1.000000	11.68	
2.000					.00		
276	1,280.49	1,026.00	254.49	03MAR11	1.000000	254.49	
38.000					.00		
289	3,699.71	3,078.00	621.71	08MAR11	1.000000	621.71	
114.000					.00		
295	2,508.37	2,225.32	283.05	10MAR11	1.000000	283.05	
78.000					.00		
297	2,264.72	2,109.80	154.92	11MAR11	1.000000	154.92	
70.000					.00		
300	3,237.29	3,033.36	203.93	11MAR11	1.000000	203.93	
100.000					.00		
363	1,824.60	1,677.30	147.30	26APR11	1.000000	147.30	
					.00		

US26  
USD

ANNUAL

THE SKILLMAN FOUNDATION  
SKILLMAN - PRINCIPAL GLOBAL INVESTORS  
SUMMARY REALIZED GAIN/LOSS REPORT  
JANUARY 1, 2011 TO DECEMBER 31, 2011

PAGE 4  
AS-OF DATE: 31DEC11

ASSET ID	SECURITY DESCRIPTION	MAT DATE	MAT RATE	TRD DT	STL DT	SELL RATE	NET SECTY GN/LS
SH SEL/BTC	LOT LOCAL PRINCIPAL NET	LOCAL COST	LOCAL SECTY GN/LS	SECTY GN/LS	BASE CURR GN/LS	NET BAS SECTY GN/LS	
SHARES/PAR	BASE PRINCIPAL NET	BASE COST	BASE SECTY GN/LS	FUND			
* * * I D C O S T F U N D * * *							
54.000							
364	202.68	186.72	20APR11	26APR11	1.000000	15.96	
6.000			15.96		.00		
366	1,354.70	1,244.72	21APR11	27APR11	1.000000	109.98	
40.000			109.98		.00		
397	6,268.05	5,526.01	28APR11	03MAY11	1.000000	742.04	
178.000			742.04		.00		
403	765.71	682.99	29APR11	04MAY11	1.000000	82.72	
22.000			82.72		.00		
142	3,412.70	3,104.62	09AUG11	12AUG11	1.000000	308.08	
100.000			308.08		.00		
024835100	TOTAL	98,240.85	78,149.79	20,091.06 L	.00	20,091.06 L	
035710409	ANNALY CAPITAL MANAGEMENT IN	REIT USD.01	11FEB11	16FEB11	1.000000	9.65	
183	3,578.71	3,569.06	9.65		.00		
200.000							
257	16,184.47	16,328.45	25FEB11	02MAR11	1.000000	-143.98	
915.000			-143.98		.00		
261	5,384.21	5,442.82	25FEB11	02MAR11	1.000000	-58.61	
305.000			-58.61		.00		
271	10,260.52	10,350.27	25FEB11	02MAR11	1.000000	-89.75	
580.000			-89.75		.00		
035710409	TOTAL	35,407.91	35,690.60	-282.69 L	.00	-282.69 L	

US26  
USD

ANNUAL

THE SKILLMAN FOUNDATION  
SKILLMAN - PRINCIPAL GLOBAL INVESTORS  
SUMMARY REALIZED GAIN/LOSS REPORT  
JANUARY 1, 2011 TO DECEMBER 31, 2011PAGE: 5  
AS-OF DATE: 31DEC11

ASSET ID	SECURITY DESCRIPTION	MAT DATE	MAT RATE	TRD DT	STL DT	SKILL RATE	NET SECTY GN/LS
SE SELL/BTC	LOT LOCAL PRINCIPAL NET	LOCAL COST	LOCAL SECTY GN/LS	SECTY GN/LS	BASE CURR GN/LS	NET BAS SECTY GN/LS	
SHARES/PAR	BASE PRINCIPAL NET	BASE COST	BASE SECTY GN/LS	FUND			
		* * * I D C O S T					
03748R101	APARTMENT INVT + MGMT CO A	REIT USD.01		15DEC11	20DEC11	1.000000	
	582	3,786.89	3,802.80	-15.91		.00	-15.91
	174.000						
	585	1,716.54	1,721.17	-4.63	20DEC11	1.000000	-4.63
	79.000					.00	
	589	1,871.92	1,873.67	-1.75	20DEC11	1.000000	-1.75
	86.000					.00	
	596	2,253.60	2,261.92	-8.32	21DEC11	1.000000	-8.32
	103.000					.00	
	605	3,421.79	3,418.05	3.74	21DEC11	1.000000	3.74
	156.000					.00	
	606	5,088.76	5,121.89	-33.13	21DEC11	1.000000	-33.13
	233.000					.00	
	608	1,505.82	1,549.11	-43.29	21DEC11	1.000000	-43.29
	69.000					.00	
	636	7,402.81	7,420.49	-17.68	23DEC11	1.000000	-17.68
	329.000					.00	
	638	4,985.84	5,255.85	-270.01	23DEC11	1.000000	-270.01
	222.000					.00	
	648	1,099.85	1,165.95	-66.10	27DEC11	1.000000	-66.10
	49.000					.00	
03748R101	TOTAL	33,133.82	33,590.90	-457.08 L		.00	-457.08 L

US26  
USD

ANNUAL

THE SKILLMAN FOUNDATION  
SKILLMAN - PRINCIPAL GLOBAL INVESTORS  
SUMMARY REALIZED GAIN/LOSS REPORT  
JANUARY 1, 2011 TO DECEMBER 31, 2011

PAGE: 6  
AS-OF DATE: 31DEC11

ASSET ID	SECURITY DESCRIPTION	MAT DATE	MAT RATE	TRD DT	STL DT	SELL RATE	NET SECTY GN/LS
SH SELL/BTC	LOT LOCAL PRINCIPAL NET	LOCAL COST	LOCAL SECTY GN/LS				
SHARES/PAR	BASE PRINCIPAL NET	BASE COST	BASE SECTY GN/LS	BASE CURR GN/LS			NET BAS SECTY GN/LS
		* * * I D C O S T	* * * F U N D * * *				
044103109	ASHFORD HOSPITALITY TRUST	REIT USD.01		22AUG11	25AUG11	1.000000	
203	1,889.31	2,001.13		-111.82		.00	-111.82
268.000							
222	224.64	238.94		23AUG11	26AUG11	1.000000	
32.000				-14.30		.00	-14.30
044103109	TOTAL						
	2,113.95	2,240.07		-126.12 L		.00	-126.12 L
101121101	BOSTON PROPERTIES INC	REIT USD.01		08AUG11	11AUG11	1.000000	
104	27,221.29	26,680.82		540.47		.00	540.47
296.000							
120	18,692.06	18,388.13		09AUG11	12AUG11	1.000000	
204.000				303.93		.00	303.93
101121101	TOTAL						
	45,913.35	45,068.95		844.40 L		.00	844.40 L
12504L109	CBRE GROUP INC	COMMON STOCK USD.01		27OCT11	01NOV11	1.000000	
339	2,996.57	3,594.12		-597.55		.00	-597.55
182.000							
340	5,315.43	6,339.08		27OCT11	01NOV11	1.000000	
321.000				-1,023.65		.00	-1,023.65
341	4,708.53	5,628.15		27OCT11	01NOV11	1.000000	
285.000				-919.62		.00	-919.62
342	1,400.35	1,678.57		27OCT11	01NOV11	1.000000	
85.000				-278.22		.00	-278.22
343	7,061.07	8,836.15		27OCT11	01NOV11	1.000000	
427.000				-1,775.08		.00	-1,775.08

US26  
USD

ANNUAL

THE SKILLMAN FOUNDATION  
SKILLMAN - PRINCIPAL GLOBAL INVESTORS  
SUMMARY REALIZED GAIN/LOSS REPORT  
JANUARY 1, 2011 TO DECEMBER 31, 2011

PAGE: 7  
AS-OF DATE: 31DEC11

ASSET ID	SECURITY DESCRIPTION	MAT DATE	MAT RATE	TRD DT	STL DT	SELL RATE	NET SECTY GN/LS
SH SELL/BTC	LOT LOCAL PRINCIPAL NET	LOCAL COST	LOCAL SECTY GN/LS				
SHARES/PAR	BASE PRINCIPAL NET	BASE COST	BASE SECTY GN/LS				
		*** I D C O S T F U N D ***					
12504L109	TOTAL						
	21,481.95	26,076.07	-4,594.12 L			.00	-4,594.12 L
22025Y407	CORRECTIONS CORP OF AMERICA	COMMON STOCK USD.01	16MAY11	19MAY11	1.000000		1,128.80
468	8,439.17	7,310.37	1,128.80		.00		
360.000							
469	520.75	445.92	16MAY11	19MAY11	1.000000		74.83
22.000			74.83		.00		
470	7,393.37	6,450.13	16MAY11	19MAY11	1.000000		943.24
316.000			943.24		.00		
471	259.71	228.23	16MAY11	19MAY11	1.000000		31.48
11.000			31.48		.00		
473	4,206.92	3,693.54	17MAY11	20MAY11	1.000000		513.38
178.000			513.38		.00		
477	5,748.59	5,033.21	17MAY11	20MAY11	1.000000		715.38
242.000			715.38		.00		
479	1,013.11	892.87	17MAY11	20MAY11	1.000000		120.24
43.000			120.24		.00		
482	5,393.91	4,965.31	17MAY11	20MAY11	1.000000		428.60
228.000			428.60		.00		
22025Y407	TOTAL						
	32,975.53	29,019.58	3,955.95 L		.00		3,955.95 L
253868103	DIGITAL REALTY TRUST INC	REIT USD.01	10FEB11	15FEB11	1.000000		5,126.89
177	16,583.68	11,456.79	5,126.89		.00		
300.000							
CXL 177	-16,583.68	-11,456.79	10FEB11	15FEB11	1.000000		-5,126.89
-300.000			-5,126.89		.00		
185	16,580.68	11,429.59	10FEB11	15FEB11	1.000000		5,151.09
			5,151.09		.00		

US26  
USD

ANNUAL

THE SKILLMAN FOUNDATION  
SKILLMAN - PRINCIPAL GLOBAL INVESTORS  
SUMMARY REALIZED GAIN/LOSS REPORT  
JANUARY 1, 2011 TO DECEMBER 31, 2011

PAGE: 8  
AS-OF DATE: 31DEC11

ASSET ID	SECURITY DESCRIPTION	MAT DATE	MAT RATE	TRD DT	STL DT	SELL RATE	NET SECTY GN/LS
SH SELL/BTC	LOT LOCAL PRINCIPAL NET	LOCAL COST	LOCAL SECTY GN/LS				
SHARES/PAR	BASE PRINCIPAL NET	BASE COST	BASE SECTY GN/LS	BASE CURR GN/LS			NET BAS SECTY GN/LS
		* * * I D C O S T	F U N D				
-----							
300.000							
253868103	TOTAL						
	16,580.68	11,429.59	5,151.09 L	.00		5,151.09 L	
28140H104	EDUCATION REALTY TRUST INC	REIT USD.01	04MAY11	09MAY11	1.000000		
431	1,031.29	580.83	450.46		.00	450.46	
126.000							
432	2,614.88	1,475.14	1,139.74	04MAY11	09MAY11	1.000000	1,139.74
320.000					.00		
442	597.41	341.13	256.28	05MAY11	10MAY11	1.000000	256.28
74.000					.00		
445	1,444.79	829.76	615.03	06MAY11	11MAY11	1.000000	615.03
180.000					.00		
491	5,739.95	3,226.86	2,513.09	26MAY11	01JUN11	1.000000	2,513.09
700.000					.00		
492	14,262.72	7,836.66	6,426.06	26MAY11	01JUN11	1.000000	6,426.06
1,700.000					.00		
494	11,745.77	6,453.72	5,292.05	26MAY11	01JUN11	1.000000	5,292.05
1,400.000					.00		
28140H104	TOTAL						
	37,436.81	20,744.10	16,692.71 L	.00		16,692.71 L	
29472R108	EQUITY LIFESTYLE PROPERTIES	REIT USD.01	28APR11	03MAY11	1.000000		
388	1,499.75	1,309.15	190.60		.00	190.60	
25.000							
400	2,156.68	1,873.15	283.53	28APR11	03MAY11	1.000000	283.53
36.000					.00		
409	359.25	312.19	47.06	29APR11	04MAY11	1.000000	47.06
6.000					.00		
			29APR11	04MAY11	1.000000		

US26  
USD

ANNUAL

THE SKILLMAN FOUNDATION  
SKILLMAN - PRINCIPAL GLOBAL INVESTORS  
SUMMARY REALIZED GAIN/LOSS REPORT  
JANUARY 1, 2011 TO DECEMBER 31, 2011

PAGE: 9  
AS-OF DATE: 31DEC11

ASSET ID	SECURITY DESCRIPTION	MAT DATE	MAT RATE	TRD DT	STL DT	SELL RATE	NET SECTY GN/LS
SH SELL/BTC	LOT LOCAL PRINCIPAL NET	LOCAL COST	LOCAL SECTY GN/LS				
SHARES/PAR	BASE PRINCIPAL NET	BASE COST	BASE SECTY GN/LS				NET BAS SECTY GN/LS
		*** I D C O S T F U N D ***					
410	1,135.56	988.61	146.95			.00	146.95
19.000							
414	835.09	733.90	101.19	02MAY11	05MAY11	1.000000	101.19
14.000						.00	
493	17,373.95	12,053.30	5,320.65	26MAY11	01JUN11	1.000000	5,320.65
300.000						.00	
29472R108	TOTAL	17,270.30	6,089.98 L			.00	6,089.98 L
	23,360.28						
29476L107	EQUITY RESIDENTIAL	REIT USD.01	21SEP11	26SEP11	1.000000	.00	366.59
268	1,787.39	1,420.80	366.59				
33.000							
269	2,221.53	1,765.23	456.30	21SEP11	26SEP11	1.000000	456.30
41.000						.00	
271	6,485.78	5,424.85	1,060.93	22SEP11	27SEP11	1.000000	1,060.93
126.000						.00	
278	7,325.73	6,027.62	1,298.11	26SEP11	29SEP11	1.000000	1,298.11
140.000						.00	
279	3,140.14	2,584.69	555.45	26SEP11	29SEP11	1.000000	555.45
60.000						.00	
290	8,518.19	6,825.09	1,693.10	27SEP11	30SEP11	1.000000	1,693.10
158.000						.00	
291	6,568.88	5,319.59	1,249.29	27SEP11	30SEP11	1.000000	1,249.29
123.000						.00	
293	1,978.52	1,602.05	376.47	27SEP11	30SEP11	1.000000	376.47
37.000						.00	
296	7,668.57	6,400.65	1,267.92	27SEP11	30SEP11	1.000000	1,267.92
142.000						.00	

US26  
USD

ANNUAL

THE SKILLMAN FOUNDATION  
SKILLMAN - PRINCIPAL GLOBAL INVESTORS  
SUMMARY REALIZED GAIN/LOSS REPORT  
JANUARY 1, 2011 TO DECEMBER 31, 2011

PAGE: 10  
AS-OF DATE: 31DEC11

ASSET ID	SECURITY DESCRIPTION	MAT DATE	MAT RATE	TRD DT	STL DT	SELL RATE	NET SECTY GN/LS
SH SELL/BTC	LOT LOCAL PRINCIPAL NET	LOCAL COST	LOCAL SECTY GN/LS	SECTY GN/LS	BASE CURR GN/LS	GN/LS	NET BAS SECTY GN/LS
SHARES/PAR	BASE PRINCIPAL NET	BASE COST	BASE SECTY GN/LS	FUND			
		*** I D C O S T					
301	6,070.48	5,145.78	28SEP11	03OCT11	1.000000		924.70
113.000			924.70		.00		
305	1,452.79	1,229.52	29SEP11	04OCT11	1.000000		223.27
27.000			223.27		.00		
29476L107	TOTAL						
	53,218.00	43,745.87	9,472.13 L		.00		9,472.13 L
297178105	ESSEX PROPERTY TRUST INC	REIT USD.0001	12JAN11	18JAN11	1.000000		
133	3,181.36	1,781.42	1,399.94		.00		1,399.94
28.000							
134	8,743.96	4,908.76	12JAN11	18JAN11	1.000000		3,835.20
77.000			3,835.20		.00		
135	4,550.14	2,550.00	12JAN11	18JAN11	1.000000		2,000.14
40.000			2,000.14		.00		
137	4,545.91	2,550.01	13JAN11	19JAN11	1.000000		1,995.90
40.000			1,995.90		.00		
138	13,063.01	7,034.67	13JAN11	19JAN11	1.000000		6,028.34
115.000			6,028.34		.00		
140	18,372.23	10,588.82	14JAN11	20JAN11	1.000000		7,783.41
162.000			7,783.41		.00		
141	4,306.46	2,476.13	14JAN11	20JAN11	1.000000		1,830.33
38.000			1,830.33		.00		
143	11,357.78	7,327.81	16JAN11	21JAN11	1.000000		4,029.97
100.000			4,029.97		.00		
169	11,678.27	7,361.63	03FEB11	08FEB11	1.000000		4,316.64
100.000			4,316.64		.00		
217	4,506.43	3,824.39	17FEB11	23FEB11	1.000000		682.04
			682.04		.00		



US26  
USD

ANNUAL

THE SKILLMAN FOUNDATION  
SKILLMAN - PRINCIPAL GLOBAL INVESTORS  
SUMMARY REALIZED GAIN/LOSS REPORT  
JANUARY 1, 2011 TO DECEMBER 31, 2011

PAGE: 11  
AS-OF DATE: 31DEC11

ASSET ID	SECURITY DESCRIPTION	MAT DATE	MAT RATE	TRD DT	STL DT	SELL RATE	NET SECTY GN/LS
SE SELL/BTC	LOT LOCAL PRINCIPAL NET	LOCAL COST	LOCAL SECTY GN/LS	BASE SECTY GN/LS	BASE CURR GN/LS	NET BAS SECTY GN/LS	
SHARES/PAR	BASE PRINCIPAL NET	BASE COST	BASE PUND				
* * * I D C O S T P U N D * * *							
39.000							
222	7,044.41	6,136.76	17FEB11	23FEB11	1.000000	907.65	
61.000			907.65		.00		
235	11,815.27	10,139.50	22FEB11	25FEB11	1.000000	1,675.77	
100.000			1,675.77		.00		
237	11,840.27	10,606.18	22FEB11	25FEB11	1.000000	1,234.09	
100.000			1,234.09		.00		
297178105	TOTAL	77,286.08	37,719.42 L		.00	37,719.42 L	
313747206	FEDERAL REALTY INVS TRUST	REIT USD.01	18FEB11	24FEB11	1.000000	-65.79	
227	8,157.81	8,223.60	-65.79		.00		
100.000							
374	13,264.36	13,475.51	26APR11	29APR11	1.000000	-211.15	
154.000			-211.15		.00		
378	3,876.66	3,940.73	26APR11	29APR11	1.000000	-64.07	
45.000			-64.07		.00		
383	13,207.69	13,129.78	27APR11	02MAY11	1.000000	77.91	
154.000			77.91		.00		
384	12,595.47	11,137.85	27APR11	02MAY11	1.000000	1,457.62	
147.000			1,457.62		.00		
385	6,652.91	5,683.02	28APR11	03MAY11	1.000000	969.89	
76.000			969.89		.00		
390	6,074.80	5,329.23	28APR11	03MAY11	1.000000	745.57	
69.000			745.57		.00		
393	19,607.84	18,177.38	28APR11	03MAY11	1.000000	1,430.46	
224.000			1,430.46		.00		

US26  
USD

ANNUAL

THE SKILLMAN FOUNDATION  
SKILLMAN - PRINCIPAL GLOBAL INVESTORS  
SUMMARY REALIZED GAIN/LOSS REPORT  
JANUARY 1, 2011 TO DECEMBER 31, 2011

PAGE: 12  
AS-OF DATE: 31DEC11

ASSET ID	SECURITY DESCRIPTION	MAT DATE	MAT RATE	TRD DT	STL DT	SELL RATE	NET SECTY GN/LS
SH SELL/BTC	LOT LOCAL PRINCIPAL NET	LOCAL COST	LOCAL SECTY GN/LS				
SHARES/PAR	BASE PRINCIPAL NET	BASE COST	BASE SECTY GN/LS	BASE CURR GN/LS			NET BAS SECTY GN/LS
* * * I D C O S T F U N D * * *							
398	29,130.82	22,038.82	7,092.00	28APR11	03MAY11	1.000000	7,092.00
331.000						.00	
424	17,447.66	13,235.85	4,211.81	04MAY11	09MAY11	1.000000	4,211.81
200.000						.00	
425	8,715.83	6,619.36	2,096.47	04MAY11	09MAY11	1.000000	2,096.47
100.000						.00	
450	8,770.83	6,572.01	2,198.82	06MAY11	11MAY11	1.000000	2,198.82
100.000						.00	
459	1,993.05	1,599.15	393.90	11MAY11	16MAY11	1.000000	393.90
23.000						.00	
465	2,911.00	2,411.89	499.11	13MAY11	18MAY11	1.000000	499.11
34.000						.00	
467	8,927.68	7,377.62	1,550.06	16MAY11	19MAY11	1.000000	1,550.06
104.000						.00	
478	1,539.65	1,276.90	262.75	17MAY11	20MAY11	1.000000	262.75
18.000						.00	
484	1,808.43	1,489.72	318.71	18MAY11	23MAY11	1.000000	318.71
21.000						.00	
273	8,338.83	7,093.91	1,244.92	23SEP11	28SEP11	1.000000	1,244.92
100.000						.00	
313747206	TOTAL	173,021.32	148,812.33	24,208.99 L		.00	24,208.99 L

US26  
USD

ANNUAL

THE SKILLMAN FOUNDATION  
SKILLMAN - PRINCIPAL GLOBAL INVESTORS  
SUMMARY REALIZED GAIN/LOSS REPORT  
JANUARY 1, 2011 TO DECEMBER 31, 2011PAGE: 13  
AS-OF DATE: 31DEC11

ASSET ID	SECURITY DESCRIPTION	MAT DATE	MAT RATE	TRD DT	STL DT	SELL RATE	NET SECTY GN/LS
SH SELL/BTC	LOT LOCAL PRINCIPAL NET	LOCAL COST	LOCAL SECTY GN/LS	GN/LS	GN/LS	GN/LS	GN/LS
SHARES/PAR	BASE PRINCIPAL NET	BASE COST	BASE SECTY GN/LS	BASE CURR GN/LS	BASE CURR GN/LS	BASE CURR GN/LS	NET BAS SECTY GN/LS
		* * * I D C O S T	* * * F U N D * * *				
370023103	GENERAL GROWTH PROPERTIES	REIT USD.01		02FEB11	07FEB11	1.000000	
167	14,889.81	9,868.24		5,021.57		.00	5,021.57
1,000.000							
170	10.76	8.04		03FEB11	03FEB11	1.000000	
741				2.72		.00	2.72
322	3,718.14	2,822.59		23MAR11	28MAR11	1.000000	
244.000				895.55		.00	895.55
323	6,756.07	6,549.00		23MAR11	28MAR11	1.000000	
444.000				207.07		.00	207.07
335	1,721.33	1,666.75		23MAR11	28MAR11	1.000000	
113.000				54.58		.00	54.58
406	11,083.65	11,991.75		17NOV11	22NOV11	1.000000	
813.000				-908.10		.00	-908.10
415	3,898.27	4,233.25		17NOV11	22NOV11	1.000000	
287.000				-334.98		.00	-334.98
547	7,315.29	7,788.00		12DEC11	15DEC11	1.000000	
528.000				-472.71		.00	-472.71
548	1,937.52	2,065.00		12DEC11	15DEC11	1.000000	
140.000				-127.48		.00	-127.48
549	12,458.46	13,275.00		12DEC11	15DEC11	1.000000	
900.000				-816.54		.00	-816.54
550	10,171.09	10,797.00		12DEC11	15DEC11	1.000000	
732.000				-625.91		.00	-625.91

US26  
USD

ANNUAL

THE SKILLMAN FOUNDATION  
SKILLMAN - PRINCIPAL GLOBAL INVESTORS  
SUMMARY REALIZED GAIN/LOSS REPORT  
JANUARY 1, 2011 TO DECEMBER 31, 2011

PAGE- 14  
AS-OF DATE. 31DEC11

ASSET ID	SECURITY DESCRIPTION	MAT DATE	MAT RATE	TRD DT	STL DT	SELL RATE	NET SECTY GN/LS
SH SELL/BTC	LOT LOCAL PRINCIPAL NET	LOCAL COST	LOCAL SECTY GN/LS				NET SECTY GN/LS
	SHARES/PAR BASE PRINCIPAL NET	BASE COST	BASE SECTY GN/LS				NET BAS SECTY GN/LS
* * * I D C O S T F U N D * * *							
370023103	TOTAL						
	73,960.39	71,064.62	2,895.77 L			.00	2,895.77 L
42217K106	HEALTH CARE REIT INC	REIT USD1.	16MAR11	21MAR11	1 000000		
	304	1,573 96	183.71		.00		183.71
	31.000						
	312	8,692 72	17MAR11	22MAR11	1 000000		
	171.000	7,693 70	999.02		.00		999.02
	314	15,363.75	18MAR11	23MAR11	1 000000		
	298.000	13,229.08	2,134.67		.00		2,134.67
	318	7,405 36	22MAR11	25MAR11	1.000000		
	145.000	6,422.79	982.57		.00		982.57
	319	5,670.00	22MAR11	25MAR11	1.000000		
	111.000	4,885.11	784.89		.00		784.89
	326	2,266 38	23MAR11	28MAR11	1.000000		
	45.000	1,980.45	285 93		.00		285.93
	329	7,621.58	23MAR11	28MAR11	1 000000		
	151 000	6,645 51	976.07		.00		976.07
	334	510.12	23MAR11	28MAR11	1.000000		
	10.000	440.10	70 02		.00		70.02
	336	757.09	23MAR11	28MAR11	1.000000		
	15.000	660 15	96 94		.00		96.94
	337	20,413 64	23MAR11	28MAR11	1.000000		
	404 000	17,780.04	2,633.60		.00		2,633 60
	343	10,950 85	24MAR11	29MAR11	1.000000		
	216.000	9,498.90	1,451 95		.00		1,451.95
			24MAR11	29MAR11	1 000000		

US26  
USD

ANNUAL

THE SKILLMAN FOUNDATION  
SKILLMAN - PRINCIPAL GLOBAL INVESTORS  
SUMMARY REALIZED GAIN/LOSS REPORT  
JANUARY 1, 2011 TO DECEMBER 31, 2011PAGE: 15  
AS-OF DATE: 31DEC11

ASSET ID	SECURITY DESCRIPTION	MAT DATE	MAT RATE	TRD DT	STL DT	SELL RATE	NET SECTY GN/LS
SH SELL/BTC	LOT LOCAL PRINCIPAL NET	LOCAL COST	LOCAL SECTY GN/LS	GN/LS	BASE CURR GN/LS		NET BAS SECTY GN/LS
SHARES/PAR	BASE PRINCIPAL NET	BASE COST	BASE SECTY GN/LS	FUND			
		* * * I D C O S T		* * *			
344	15,723.26	13,450.39	2,272.87		.00		2,272.87
310.000							
351	4,727.83	4,089.00	25MAR11 638.83	30MAR11	1.000000		638.83
93.000					.00		
42217K106	TOTAL	101,676.54	88,165.47	13,511.07 L	.00		13,511.07 L
437306103	HOME PROPERTIES INC	REIT USD 01	23MAR11	28MAR11	1.000000		
328	11,201.22	5,869.92	5,331.30		.00		5,331.30
200.000							
372	5,796.86	2,758.86	26APR11 3,038.00	29APR11	1.000000		3,038.00
94.000					.00		
375	12,709.13	6,043.13	26APR11 6,666.00	29APR11	1.000000		6,666.00
206.000					.00		
391	6,778.56	3,149.08	28APR11 3,629.48	03MAY11	1.000000		3,629.48
107.000					.00		
399	5,445.50	2,675.76	28APR11 2,769.74	03MAY11	1.000000		2,769.74
86.000					.00		
CXL 399	-5,445.50	-2,675.76	28APR11 -2,769.74	03MAY11	1.000000		-2,769.74
-86.000					.00		
402	5,572.12	2,739.03	28APR11 2,833.09	03MAY11	1.000000		2,833.09
88.000					.00		
406	6,653.47	4,094.28	29APR11 2,559.19	04MAY11	1.000000		2,559.19
105.000					.00		
428	1,872.37	1,306.22	04MAY11 566.15	09MAY11	1.000000		566.15
30.000					.00		
429	2,494.53	1,741.63	04MAY11 752.90	09MAY11	1.000000		752.90
40.000					.00		

US26  
USD

ANNUAL

THE SKILLMAN FOUNDATION  
SKILLMAN - PRINCIPAL GLOBAL INVESTORS  
SUMMARY REALIZED GAIN/LOSS REPORT  
JANUARY 1, 2011 TO DECEMBER 31, 2011

PAGE: 16  
AS-OF DATE: 31DEC11

ASSET ID	SECURITY DESCRIPTION	MAT DATE	MAT RATE	TRD DT	STL DT	SELL RATE	NET SECTY GN/LS
SH SELL/BTC	LOT LOCAL PRINCIPAL NET	LOCAL COST	LOCAL SECTY GN/LS	GN/LS			NET HAS SECTY GN/LS
SHARES/PAR	BASE PRINCIPAL NET	BASE COST	BASE SECTY GN/LS		BASE CURR GN/LS		
*** I D C O S T F U N D ***							
447	1,857.46	1,306.04	551.42	06MAY11	11MAY11	1.000000	551.42
30.000						.00	
174	12,319.56	8,702.02	3,617.54	10AUG11	15AUG11	1.000000	3,617.54
200.000						.00	
184	983.28	707.94	275.34	18AUG11	23AUG11	1.000000	275.34
16.000						.00	
188	1,878.84	1,336.12	542.72	19AUG11	24AUG11	1.000000	542.72
30.000						.00	
205	3,379.90	2,393.88	986.02	22AUG11	25AUG11	1.000000	986.02
54.000						.00	
437306103	TOTAL	42,148.15	31,349.15 L			.00	31,349.15 L
	73,497.30						
48020Q107	JONES LANG LASALLE INC	COMMON STOCK USD.01	270CT11	01NOV11	1.000000		
344	5,766.07	7,645.70	-1,879.63		.00	-1,879.63	
89.000							
351	7,210.98	9,535.64	-2,324.66	270CT11	01NOV11	1.000000	-2,324.66
111.000					.00		
48020Q107	TOTAL	17,181.34	-4,204.29 L		.00	-4,204.29 L	
	12,977.05						
571903202	MARRIOTT INTERNATIONAL CL A	COMMON STOCK USD 01	26JUL11	29JUL11	1.000000		
037	8,754.03	5,960.47	2,793.56		.00	2,793.56	
255.000							
049	8,406.91	5,726.72	2,680.19	27JUL11	01AUG11	1.000000	2,680.19
245.000					.00		
072	11,087.86	10,428.54	659.32	03AUG11	08AUG11	1.000000	659.32
361.000					.00		
074	19,730.08	25,279.80	-5,549.72	03AUG11	08AUG11	1.000000	-5,549.72
643.000					.00		

US26  
USD

ANNUAL

THE SKILLMAN FOUNDATION  
SKILLMAN - PRINCIPAL GLOBAL INVESTORS  
SUMMARY REALIZED GAIN/LOSS REPORT  
JANUARY 1, 2011 TO DECEMBER 31, 2011

PAGE. 17  
AS-OF DATE. 31DEC11

ASSET ID	SECURITY DESCRIPTION	MAT DATE	MAT RATE	TRD DT	STL DT	SELL RATE	NET SECTY GN/LS
SH SELL/BTC	LOT LOCAL PRINCIPAL NET	LOCAL COST	LOCAL SECTY GN/LS				
SHARES/PAR	BASE PRINCIPAL NET	BASE COST	BASE SECTY GN/LS				NET BAS SECTY GN/LS
		* * * I D C O S T	* * * F U N D * * *			BASE CURR GN/LS	
571903202	TOTAL						
	47,978.88	47,395.53	583.35 L			.00	583.35 L
59522J103	MID AMERICA APARTMENT COMM	REIT USD.01	26APR11	29APR11		1.000000	
370	4,166.72	2,899.26	1,267.46			.00	1,267.46
63.000							
			26APR11	29APR11		1.000000	
371	4,489.61	3,126.12	1,363.49			.00	1,363.49
68.000							
			26APR11	29APR11		1.000000	
373	4,553.19	3,273.34	1,279.85			.00	1,279.85
69.000							
			28APR11	03MAY11		1.000000	
387	2,680.30	1,901.53	778.77			.00	778.77
40.000							
			28APR11	03MAY11		1.000000	
394	1,747.92	1,233.70	514.22			.00	514.22
26.000							
			28APR11	03MAY11		1.000000	
396	4,973.88	3,508.93	1,464.95			.00	1,464.95
74.000							
			29APR11	04MAY11		1.000000	
408	4,012.94	2,835.27	1,177.67			.00	1,177.67
60.000							
			04MAY11	09MAY11		1.000000	
426	6,630.02	4,718.43	1,911.59			.00	1,911.59
100.000							
			26MAY11	01JUN11		1.000000	
490	6,562.75	4,695.74	1,867.01			.00	1,867.01
100.000							
			10AUG11	15AUG11		1.000000	
175	6,536.67	4,661.71	1,874.96			.00	1,874.96
100.000							
			17NOV11	22NOV11		1.000000	
403	3,047.92	2,424.09	623.83			.00	623.83
52.000							
			17NOV11	22NOV11		1.000000	

US26  
USD

ANNUAL

THE SKILLMAN FOUNDATION  
SKILLMAN - PRINCIPAL GLOBAL INVESTORS  
SUMMARY REALIZED GAIN/LOSS REPORT  
JANUARY 1, 2011 TO DECEMBER 31, 2011

PAGE 18  
AS-OF DATE: 31DEC11

ASSET ID	SECURITY DESCRIPTION	MAT DATE	MAT RATE	TRD DT	STL DT	SELL RATE	NET SECTY GN/LS
SH SELL/BTC	LOT LOCAL PRINCIPAL NET	LOCAL COST	LOCAL SECTY GN/LS	BASE SECTY GN/LS	BASE CURR GN/LS	NET BAS SECTY GN/LS	
SHARES/PAR	BASE PRINCIPAL NET	BASE COST	BASE FUND				
* * * I D C O S T F U N D * * *							
411	4,357.77	3,446.82	910.95		.00	910.95	
74.000							
449	2,385.47	1,907.52	477.95	18NOV11	23NOV11	1.000000	477.95
41.000						.00	
472	2,110.73	1,721.43	389.30	21NOV11	25NOV11	1.000000	389.30
37.000						.00	
475	5,497.74	4,466.40	1,031.34	22NOV11	28NOV11	1.000000	1,031.34
96.000						.00	
59522J103	TOTAL	46,820.29	16,933.34 L			.00	16,933.34 L
	63,753.63						
74340W103	PROLOGIS INC	REIT USD.01	24JUN11	24JUN11	1.000000		
	778	12.99	9.68		.00	9.68	
	.676						
780	41,245.84	20,587.35	20,658.49	27JUN11	30JUN11	1.000000	20,658.49
1,200.000						.00	
211	2,806.83	1,952.44	854.39	22AUG11	25AUG11	1.000000	854.39
106.000						.00	
214	5,241.64	4,027.00	1,214.64	22AUG11	25AUG11	1.000000	1,214.64
198.000						.00	
223	2,135.18	1,992.16	143.02	23AUG11	26AUG11	1.000000	143.02
82.000						.00	
232	4,792.08	4,445.91	346.17	24AUG11	29AUG11	1.000000	346.17
183.000						.00	
239	864.13	801.72	62.41	25AUG11	30AUG11	1.000000	62.41
33.000						.00	
240	2,068.18	1,917.58	150.60	25AUG11	30AUG11	1.000000	150.60
79.000						.00	



US26  
USD

ANNUAL

THE SKILLMAN FOUNDATION  
SKILLMAN - PRINCIPAL GLOBAL INVESTORS  
SUMMARY REALIZED GAIN/LOSS REPORT  
JANUARY 1, 2011 TO DECEMBER 31, 2011

PAGE. 19  
AS-OF DATE. 31DEC11

ASSET ID	SECURITY DESCRIPTION	MAT DATE	MAT RATE	TRD DT	STL DT	SELL RATE	NET SECTY GN/LS
SH SELL/BTC	LOT LOCAL PRINCIPAL NET	LOCAL COST	LOCAL SECTY GN/LS				
SHARES/PAR	BASE PRINCIPAL NET	BASE COST	BASE SECTY GN/LS				NET BAS SECTY GN/LS
		* * * I D C O S T	* * * F U N D * * *				
244	10,229.02	10,851.32	-622.30	26AUG11	31AUG11	1.000000	-622.30
412.000						.00	
248	10,618.05	11,607.02	-988.97	29AUG11	01SEP11	1.000000	-988.97
407.000						.00	
400	1,650.27	1,711.19	-60.92	17NOV11	22NOV11	1.000000	-60.92
59.000						.00	
401	9,279.08	9,770.92	-491.84	17NOV11	22NOV11	1.000000	-491.84
337.000						.00	
404	587.56	608.59	-21.03	17NOV11	22NOV11	1.000000	-21.03
21.000						.00	
407	333.23	347.77	-14.54	17NOV11	22NOV11	1.000000	-14.54
12.000						.00	
422	7,999.55	8,340.71	-341.16	18NOV11	23NOV11	1.000000	-341.16
291.000						.00	
426	6,197.87	6,465.01	-267.14	18NOV11	23NOV11	1.000000	-267.14
225.000						.00	
427	8,183.38	8,552.12	-368.74	18NOV11	23NOV11	1.000000	-368.74
299.000						.00	
439	3,175.53	3,308.16	-132.63	18NOV11	23NOV11	1.000000	-132.63
116.000						.00	
446	4,704.47	4,855.23	-150.76	18NOV11	23NOV11	1.000000	-150.76
171.000						.00	
457	3,725.12	3,818.34	-93.22	18NOV11	23NOV11	1.000000	-93.22
136.000						.00	
				21NOV11	25NOV11	1.000000	

US26  
USD

ANNUAL

THE SKILLMAN FOUNDATION  
SKILLMAN - PRINCIPAL GLOBAL INVESTORS  
SUMMARY REALIZED GAIN/LOSS REPORT  
JANUARY 1, 2011 TO DECEMBER 31, 2011PAGE 20  
AS-OF DATE 31DEC11

ASSET ID	SECURITY DESCRIPTION	MAT DATE	MAT RATE	TRD DT	STL DT	SELL RATE	NET SECTY GN/LS
SH SKLL/BTC	LOT LOCAL PRINCIPAL NET	LOCAL COST	LOCAL SECTY GN/LS	BASE SECTY GN/LS	BASE CURR GN/LS	NET BAS SECTY GN/LS	
SHARES/PAR	BASE PRINCIPAL NET	BASE COST	BASE FUND				
		*** I D C O S T ***					
467	451.18	473.00	-21.82		.00	-21.82	
17.000							
479	11,443.90	12,751.07	-1,307.17	22NOV11	28NOV11	1.000000	-1,307.17
442.000						.00	
487	4,068.82	4,560.77	-491.95	22NOV11	28NOV11	1.000000	-491.95
158.000						.00	
499	2,250.37	2,495.08	-244.71	25NOV11	30NOV11	1.000000	-244.71
88.000						.00	
503	3,204.32	3,445.19	-240.87	28NOV11	01DEC11	1.000000	-240.87
122.000						.00	
505	7,665.31	8,286.19	-620.88	28NOV11	01DEC11	1.000000	-620.88
294.000						.00	
511	3,606.74	3,884.50	-277.76	28NOV11	01DEC11	1.000000	-277.76
139.000						.00	
512	7,081.67	7,646.91	-565.24	28NOV11	01DEC11	1.000000	-565.24
273.000						.00	
523	6,996.63	7,081.32	-84.69	30NOV11	05DEC11	1.000000	-84.69
257.000						.00	
524	7,580.91	7,659.95	-79.04	30NOV11	05DEC11	1.000000	-79.04
278.000						.00	
528	15,403.86	16,125.66	-721.80	30NOV11	05DEC11	1.000000	-721.80
565.000						.00	

US26 ANNUAL  
USD

THE SKILLMAN FOUNDATION  
SKILLMAN - PRINCIPAL GLOBAL INVESTORS  
SUMMARY REALIZED GAIN/LOSS REPORT  
JANUARY 1, 2011 TO DECEMBER 31, 2011

PAGE: 21  
AS-OF DATE: 31DEC11

ASSET ID	SECURITY DESCRIPTION	MAT DATE	MAT RATE	TRD DT	STL DT	SELL RATE	NET SECTY GN/LS
SH SELL/BTC	LOT LOCAL PRINCIPAL NET	LOCAL COST	LOCAL SECTY GN/LS				
SHARES/PAR	BASE PRINCIPAL NET	BASE COST	BASE SECTY GN/LS				
		* * * I D C O S T F U N D * * *					
74340W103	TOTAL						
	195,613.39	180,393.17	15,230.22 L			.00	15,230.22 L
743410102	PROLOGIS	REIT USD.01	03JUN11	03JUN11	1.000000		
511	6,787.88	6,787.88	00		.00		.00
525 000							
			03JUN11	03JUN11	1.000000		.00
CXL 511	-6,787.88	-6,787.88	00		.00		.00
-525.000							
			03JUN11	03JUN11	1.000000		.00
513	8,221.35	8,221.35	.00		.00		.00
635.000							
			03JUN11	03JUN11	1.000000		.00
CXL 513	-8,221.35	-8,221.35	.00		.00		.00
-635.000							
			03JUN11	03JUN11	1.000000		.00
515	5,925.10	5,925.10	.00		.00		.00
458.000							
			03JUN11	03JUN11	1.000000		.00
CXL 515	-5,925.10	-5,925.10	00		.00		.00
-458.000							
			03JUN11	03JUN11	1.000000		.00
517	4,016.31	4,016.31	.00		.00		.00
314.000							
			03JUN11	03JUN11	1.000000		.00
CXL 517	-4,016.31	-4,016.31	00		.00		.00
-314.000							
			03JUN11	03JUN11	1.000000		.00
519	2,782.57	2,782.57	00		.00		.00
218.000							
			03JUN11	03JUN11	1.000000		.00
CXL 519	-2,782.57	-2,782.57	.00		.00		.00
-218.000							
			03JUN11	03JUN11	1.000000		.00
521	3,644.64	3,644.64	.00		.00		.00
286 000							
			03JUN11	03JUN11	1.000000		.00

US26  
USD

ANNUAL

THE SKILLMAN FOUNDATION  
SKILLMAN - PRINCIPAL GLOBAL INVESTORS  
SUMMARY REALIZED GAIN/LOSS REPORT  
JANUARY 1, 2011 TO DECEMBER 31, 2011PAGE. 22  
AS-OF DATE: 31DEC11

ASSET ID	SECURITY DESCRIPTION	MAT DATE	MAT RATE	TRD DT	STL DT	SKILL RATE	NET SECTY GN/LS
SH SELL/BTC	LOT LOCAL PRINCIPAL NET	LOCAL COST	LOCAL SECTY GN/LS	GN/LS			
SHARES/PAR	BASE PRINCIPAL NET	BASE COST	BASE SECTY GN/LS	BASE	CURR	GN/LS	NET BAS SECTY GN/LS
		* * * I D C O S T	* * * F U N D * * *				
CXL 521	-3,644.64	-3,644.64	.00			.00	.00
-286.000							
523	3,638.25	3,638.25	03JUN11	03JUN11	1.000000		00
282.000			.00		.00		
CXL 523	-3,638.25	-3,638.25	03JUN11	03JUN11	1.000000		.00
-282.000			.00		.00		
525	6,551.08	6,551.08	03JUN11	03JUN11	1.000000		.00
514.000			.00		.00		
CXL 525	-6,551.08	-6,551.08	03JUN11	03JUN11	1.000000		.00
-514.000			.00		.00		
527	3,440.13	3,440.13	03JUN11	03JUN11	1.000000		00
268.000			.00		.00		
CXL 527	-3,440.13	-3,440.13	03JUN11	03JUN11	1.000000		.00
-268.000			.00		.00		
529	1,792.91	1,792.91	03JUN11	03JUN11	1.000000		00
142.000			.00		.00		
CXL 529	-1,792.91	-1,792.91	03JUN11	03JUN11	1.000000		.00
-142.000			.00		.00		
531	4,224.11	4,224.11	03JUN11	03JUN11	1.000000		00
333.000			.00		.00		
CXL 531	-4,224.11	-4,224.11	03JUN11	03JUN11	1.000000		.00
-333.000			.00		.00		
533	982.79	982.79	03JUN11	03JUN11	1.000000		.00
78.000			.00		.00		
CXL 533	-982.79	-982.79	03JUN11	03JUN11	1.000000		.00
			.00		.00		

US26  
USD

ANNUAL

THE SKILLMAN FOUNDATION  
SKILLMAN - PRINCIPAL GLOBAL INVESTORS  
SUMMARY REALIZED GAIN/LOSS REPORT  
JANUARY 1, 2011 TO DECEMBER 31, 2011PAGE- 23  
AS-OF DATE: 31DEC11

ASSET ID	SECURITY DESCRIPTION	MAT DATE	MAT RATE	TRD DT	STL DT	SELL RATE	NET SECTY GN/LS
SE SELL/BTC	LOT LOCAL PRINCIPAL NET	LOCAL COST	LOCAL SECTY GN/LS	GN/LS	GN/LS	GN/LS	GN/LS
SHARES/PAR	BASE PRINCIPAL NET	BASE COST	BASE SECTY GN/LS	BASE	CURR	GN/LS	NET BAS SECTY GN/LS
		*** I D C O S T	F U N D ***				
-78.000							
535	1,865.47	1,865.47		03JUN11	03JUN11	1.000000	.00
148.000				.00		.00	
CXL 535	-1,865.47	-1,865.47		03JUN11	03JUN11	1.000000	.00
-148.000				.00		.00	
537	2,471.70	2,471.70		03JUN11	03JUN11	1.000000	.00
199.000				.00		.00	
CXL 537	-2,471.70	-2,471.70		03JUN11	03JUN11	1.000000	.00
-199.000				.00		.00	
539	407.76	407.76		03JUN11	03JUN11	1.000000	.00
33.000				.00		.00	
CXL 539	-407.76	-407.76		03JUN11	03JUN11	1.000000	.00
-33.000				.00		.00	
541	147.96	147.96		03JUN11	03JUN11	1.000000	.00
12.000				.00		.00	
CXL 541	-147.96	-147.96		03JUN11	03JUN11	1.000000	.00
-12.000				.00		.00	
543	967.13	967.13		03JUN11	03JUN11	1.000000	.00
75.000				.00		.00	
CXL 543	-967.13	-967.13		03JUN11	03JUN11	1.000000	.00
-75.000				.00		.00	
545	5,431.62	5,431.62		03JUN11	03JUN11	1.000000	.00
423.000				.00		.00	
CXL 545	-5,431.62	-5,431.62		03JUN11	03JUN11	1.000000	.00
-423.000				.00		.00	

US26  
USD

ANNUAL

THE SKILLMAN FOUNDATION  
SKILLMAN - PRINCIPAL GLOBAL INVESTORS  
SUMMARY REALIZED GAIN/LOSS REPORT  
JANUARY 1, 2011 TO DECEMBER 31, 2011

PAGE: 24  
AS-OF DATE: 31DEC11

ASSET ID	SECURITY DESCRIPTION	MAT DATE	MAT RATE	TRD DT	STL DT	SELL RATE	NET SECTY GN/LS
SH SELL/BTC	LOT LOCAL PRINCIPAL NET	LOCAL COST	LOCAL SECTY GN/LS				NET BAS SECTY GN/LS
SHARES/PAR	BASE PRINCIPAL NET	BASE COST	BASE SECTY GN/LS		BASE CURR	GN/LS	
* * * I D C O S T F U N D * * *							
547	3,084.74	3,084.74		03JUN11	03JUN11	1.000000	.00
237.000				.00		.00	
CXL 547	-3,084.74	-3,084.74		03JUN11	03JUN11	1.000000	.00
-237.000				.00		.00	
549	3,427.34	3,427.34		03JUN11	03JUN11	1.000000	.00
263.000				.00		.00	
CXL 549	-3,427.34	-3,427.34		03JUN11	03JUN11	1.000000	.00
-263.000				.00		.00	
551	3,874.93	3,874.93		03JUN11	03JUN11	1.000000	.00
302.000				.00		.00	
CXL 551	-3,874.93	-3,874.93		03JUN11	03JUN11	1.000000	.00
-302.000				.00		.00	
553	12,114.37	12,114.37		03JUN11	03JUN11	1.000000	.00
961.000				.00		.00	
CXL 553	-12,114.37	-12,114.37		03JUN11	03JUN11	1.000000	.00
-961.000				.00		.00	
555	6,125.27	6,125.27		03JUN11	03JUN11	1.000000	.00
491.000				.00		.00	
CXL 555	-6,125.27	-6,125.27		03JUN11	03JUN11	1.000000	.00
-491.000				.00		.00	
557	3,126.06	3,126.06		03JUN11	03JUN11	1.000000	.00
248.000				.00		.00	
CXL 557	-3,126.06	-3,126.06		03JUN11	03JUN11	1.000000	.00
-248.000				.00		.00	
				03JUN11	03JUN11	1.000000	

US26 ANNUAL  
USD

THE SKILLMAN FOUNDATION  
SKILLMAN - PRINCIPAL GLOBAL INVESTORS  
SUMMARY REALIZED GAIN/LOSS REPORT  
JANUARY 1, 2011 TO DECEMBER 31, 2011

PAGE 25  
AS-OF DATE 31DEC11

ASSET ID	SECURITY DESCRIPTION	MAT DATE	MAT RATE	TRD DT	STL DT	SELL RATE	NET SECTY GN/LS
SH SKILL/BTC	LOT LOCAL PRINCIPAL NET	LOCAL COST	LOCAL SECTY GN/LS				
SHARES/PAR	BASE PRINCIPAL NET	BASE COST	BASE SECTY GN/LS	BASE CURR GN/LS			NET BAS SECTY GN/LS
* * * I D C O S T F U N D * * *							
559	434.91	434.91	.00			.00	.00
34.000							
CXL 559	-434.91	-434.91	03JUN11	03JUN11	1.000000	.00	.00
-34.000			.00		.00		
561	625.25	625.25	03JUN11	03JUN11	1.000000	.00	.00
49.000			.00		.00		
CXL 561	-625.25	-625.25	03JUN11	03JUN11	1.000000	.00	.00
-49.000			.00		.00		
563	24,169.50	24,169.50	03JUN11	03JUN11	1.000000	.00	.00
1,965.000			.00		.00		
CXL 563	-24,169.50	-24,169.50	03JUN11	03JUN11	1.000000	.00	.00
-1,965.000			.00		.00		
565	4,063.34	4,063.34	03JUN11	03JUN11	1.000000	.00	.00
311.000			.00		.00		
CXL 565	-4,063.34	-4,063.34	03JUN11	03JUN11	1.000000	.00	.00
-311.000			.00		.00		
567	6,890.53	6,890.53	03JUN11	03JUN11	1.000000	.00	.00
527.000			.00		.00		
CXL 567	-6,890.53	-6,890.53	03JUN11	03JUN11	1.000000	.00	.00
-527.000			.00		.00		
569	252.52	252.52	03JUN11	03JUN11	1.000000	.00	.00
19.000			.00		.00		
CXL 569	-252.52	-252.52	03JUN11	03JUN11	1.000000	.00	.00
-19.000			.00		.00		
571	940.20	940.20	03JUN11	03JUN11	1.000000	.00	.00
			.00		.00		

US26  
USD

ANNUAL

THE SKILLMAN FOUNDATION  
SKILLMAN - PRINCIPAL GLOBAL INVESTORS  
SUMMARY REALIZED GAIN/LOSS REPORT  
JANUARY 1, 2011 TO DECEMBER 31, 2011

PAGE: 26  
AS-OF DATE: 31DEC11

ASSET ID	SECURITY DESCRIPTION	MAT DATE	MAT RATE	TRD DT	STL DT	SELL RATE	NET SECTY GN/LS
SH SELL/BTC	LOT LOCAL PRINCIPAL NET	LOCAL COST	LOCAL SECTY GN/LS				
SHARES/PAR	BASE PRINCIPAL NET	BASE COST	BASE SECTY GN/LS	BASE CURR GN/LS			NET BAS SECTY GN/LS
* * * I D C O S T F U N D * * *							
71 000							
CXL 571	-940.20	-940.20	03JUN11	03JUN11	1.000000		.00
-71.000			.00		.00		
573	2,903.62	2,903.62	03JUN11	03JUN11	1.000000		.00
215 000			.00		.00		
CXL 573	-2,903.62	-2,903.62	03JUN11	03JUN11	1.000000		.00
-215.000			.00		.00		
575	2,116.93	2,116.93	03JUN11	03JUN11	1.000000		.00
157.000			.00		.00		
CXL 575	-2,116.93	-2,116.93	03JUN11	03JUN11	1.000000		.00
-157.000			.00		.00		
577	16,599.12	16,599.12	03JUN11	03JUN11	1.000000		.00
1,200.000			.00		.00		
CXL 577	-16,599.12	-16,599.12	03JUN11	03JUN11	1.000000		.00
-1,200.000			.00		.00		
579	3,816.94	3,816.94	03JUN11	03JUN11	1.000000		.00
278.000			.00		.00		
CXL 579	-3,816.94	-3,816.94	03JUN11	03JUN11	1.000000		.00
-278.000			.00		.00		
581	1,907.08	1,907.08	03JUN11	03JUN11	1.000000		.00
139.000			.00		.00		
CXL 581	-1,907.08	-1,907.08	03JUN11	03JUN11	1.000000		.00
-139.000			.00		.00		
583	10,338.17	10,338.17	03JUN11	03JUN11	1.000000		.00
754.000			.00		.00		



US26  
USD

ANNUAL

THE SKILLMAN FOUNDATION  
SKILLMAN - PRINCIPAL GLOBAL INVESTORS  
SUMMARY REALIZED GAIN/LOSS REPORT  
JANUARY 1, 2011 TO DECEMBER 31, 2011

PAGE: 27  
AS-OF DATE: 31DEC11

ASSET ID	SECURITY DESCRIPTION	MAT DATE	MAT RATE	TRD DT	STL DT	SELL RATE	NET SECTY GN/LS
SH SELL/BTC	LOT LOCAL PRINCIPAL NET	LOCAL COST	LOCAL SECTY GN/LS				
SHARES/PAR	BASE PRINCIPAL NET	BASE COST	BASE SECTY GN/LS				
		* * * I D C O S T F U N D * * *					
CXL 583	-10,338.17	-10,338.17	03JUN11	03JUN11	1.000000	.00	.00
-754.000			.00		.00		
585	2,277.88	2,277.88	03JUN11	03JUN11	1.000000	.00	.00
167.000			.00		.00		
CXL 585	-2,277.88	-2,277.88	03JUN11	03JUN11	1.000000	.00	.00
-167.000			.00		.00		
587	3,038.46	3,038.46	03JUN11	03JUN11	1.000000	.00	.00
223.000			.00		.00		
CXL 587	-3,038.46	-3,038.46	03JUN11	03JUN11	1.000000	.00	.00
-223.000			.00		.00		
589	1,909.68	1,909.68	03JUN11	03JUN11	1.000000	.00	.00
139.000			.00		.00		
CXL 589	-1,909.68	-1,909.68	03JUN11	03JUN11	1.000000	.00	.00
-139.000			.00		.00		
591	10,118.34	10,118.34	03JUN11	03JUN11	1.000000	.00	.00
747.000			.00		.00		
CXL 591	-10,118.34	-10,118.34	03JUN11	03JUN11	1.000000	.00	.00
-747.000			.00		.00		
593	4,111.62	4,111.62	03JUN11	03JUN11	1.000000	.00	.00
300.000			.00		.00		
CXL 593	-4,111.62	-4,111.62	03JUN11	03JUN11	1.000000	.00	.00
-300.000			.00		.00		
595	12,109.50	12,109.50	03JUN11	03JUN11	1.000000	.00	.00
900.000			.00		.00		
			03JUN11	03JUN11	1.000000		

US26  
USD

ANNUAL

THE SKILLMAN FOUNDATION  
SKILLMAN - PRINCIPAL GLOBAL INVESTORS  
SUMMARY REALIZED GAIN/LOSS REPORT  
JANUARY 1, 2011 TO DECEMBER 31, 2011PAGE 28  
AS-OF DATE 31DEC11

ASSET ID	SECURITY DESCRIPTION	MAT DATE	MAT RATE	TRD DT	STL DT	SELL RATE	NET SECTY GN/LS
SH SELL/BTC	LOT LOCAL PRINCIPAL NET	LOCAL COST	LOCAL SECTY GN/LS				
SHARES/PAR	BASE PRINCIPAL NET	BASE COST	BASE SECTY GN/LS				
		*** I D C O S T ***	F U N D ***				
CXL 595	-12,109.50	-12,109.50	.00			.00	.00
-900.000							
597	8,851.42	8,851.42	.00	03JUN11	03JUN11	1.000000	.00
653.000						.00	
CXL 597	-8,851.42	-8,851.42	.00	03JUN11	03JUN11	1.000000	.00
-653.000						.00	
599	5,302.56	5,302.56	.00	03JUN11	03JUN11	1.000000	.00
367.000						.00	
CXL 599	-5,302.56	-5,302.56	.00	03JUN11	03JUN11	1.000000	.00
-367.000						.00	
601	8,585.85	8,585.85	.00	03JUN11	03JUN11	1.000000	.00
595.000						.00	
CXL 601	-8,585.85	-8,585.85	.00	03JUN11	03JUN11	1.000000	.00
-595.000						.00	
603	1,024.22	1,024.22	.00	03JUN11	03JUN11	1.000000	.00
71.000						.00	
CXL 603	-1,024.22	-1,024.22	.00	03JUN11	03JUN11	1.000000	.00
-71.000						.00	
605	2,409.81	2,409.81	.00	03JUN11	03JUN11	1.000000	.00
167.000						.00	
CXL 605	-2,409.81	-2,409.81	.00	03JUN11	03JUN11	1.000000	.00
-167.000						.00	
607	2,795.83	2,795.83	.00	03JUN11	03JUN11	1.000000	.00
211.000						.00	
CXL 607	-2,795.83	-2,795.83	.00	03JUN11	03JUN11	1.000000	.00
						.00	

US26  
USD

ANNUAL

THE SKILLMAN FOUNDATION  
SKILLMAN - PRINCIPAL GLOBAL INVESTORS  
SUMMARY REALIZED GAIN/LOSS REPORT  
JANUARY 1, 2011 TO DECEMBER 31, 2011

PAGE. 29  
AS-OF DATE. 31DEC11

ASSET ID	SECURITY DESCRIPTION	MAT DATE	MAT RATE	TRD DT	STL DT	SELL RATE	NET SECTY GN/LS
SH SELL/BTC	LOT LOCAL PRINCIPAL NET	LOCAL COST	LOCAL SECTY GN/LS				
SHARES/PAR	BASE PRINCIPAL NET	BASE COST	BASE SECTY GN/LS				
		*** I D C O S T F U N D ***					
-211.000							
609	6,440.28	6,440.28	03JUN11	03JUN11	1.000000		
489.000			.00		.00		.00
CXL 609	-6,440.28	-6,440.28	03JUN11	03JUN11	1.000000		
-489.000			.00		.00		.00
611	19,216.54	19,216.54	03JUN11	03JUN11	1.000000		
1,400.000			.00		.00		.00
CXL 611	-19,216.54	-19,216.54	03JUN11	03JUN11	1.000000		
-1,400.000			.00		.00		.00
613	7,482.51	7,482.51	03JUN11	03JUN11	1.000000		
477.000			.00		.00		.00
CXL 613	-7,482.51	-7,482.51	03JUN11	03JUN11	1.000000		
-477.000			.00		.00		.00
615	7,346.94	7,346.94	03JUN11	03JUN11	1.000000		
471.000			.00		.00		.00
CXL 615	-7,346.94	-7,346.94	03JUN11	03JUN11	1.000000		
-471.000			.00		.00		.00
617	5,502.96	5,502.96	03JUN11	03JUN11	1.000000		
352.000			.00		.00		.00
CXL 617	-5,502.96	-5,502.96	03JUN11	03JUN11	1.000000		
-352.000			.00		.00		.00
619	18,046.58	18,046.58	03JUN11	03JUN11	1.000000		
1,225.000			.00		.00		.00
CXL 619	-18,046.58	-18,046.58	03JUN11	03JUN11	1.000000		
-1,225.000			.00		.00		.00

US26  
USD

ANNUAL

THE SKILLMAN FOUNDATION  
SKILLMAN - PRINCIPAL GLOBAL INVESTORS  
SUMMARY REALIZED GAIN/LOSS REPORT  
JANUARY 1, 2011 TO DECEMBER 31, 2011

PAGE 30  
AS-OF DATE: 31DEC11

ASSET ID	SECURITY DESCRIPTION	MAT DATE	MAT RATE	TRD DT	STL DT	SELL RATE	NET SECTY GN/LS
SH SELL/BTC	LOT LOCAL PRINCIPAL NET	LOCAL COST	LOCAL SECTY GN/LS				NET SECTY GN/LS
SHARES/PAR	BASE PRINCIPAL NET	BASE COST	BASE SECTY GN/LS	BASE CURR GN/LS			NET BAS SECTY GN/LS
* * * I D C O S T F U N D * * *							
621	5,838.69	5,838.69	03JUN11	03JUN11	1.000000		.00
395.000			.00		.00		
CXL 621	-5,838.69	-5,838.69	03JUN11	03JUN11	1.000000		.00
-395.000			.00		.00		
623	13,915.79	13,915.79	03JUN11	03JUN11	1.000000		.00
936.000			.00		.00		
CXL 623	-13,915.79	-13,915.79	03JUN11	03JUN11	1.000000		.00
-936.000			.00		.00		
625	1,498.23	1,498.23	03JUN11	03JUN11	1.000000		.00
100.000			.00		.00		
CXL 625	-1,498.23	-1,498.23	03JUN11	03JUN11	1.000000		.00
-100.000			.00		.00		
627	9,491.74	9,491.74	03JUN11	03JUN11	1.000000		.00
634.000			.00		.00		
CXL 627	-9,491.74	-9,491.74	03JUN11	03JUN11	1.000000		.00
-634.000			.00		.00		
629	923.23	923.23	03JUN11	03JUN11	1.000000		.00
60.000			.00		.00		
CXL 629	-923.23	-923.23	03JUN11	03JUN11	1.000000		.00
-60.000			.00		.00		
631	3,300.24	3,300.24	03JUN11	03JUN11	1.000000		.00
213.000			.00		.00		
CXL 631	-3,300.24	-3,300.24	03JUN11	03JUN11	1.000000		.00
-213.000			.00		.00		
			03JUN11	03JUN11	1.000000		

US26  
USD

ANNUAL

THE SKILLMAN FOUNDATION  
SKILLMAN - PRINCIPAL GLOBAL INVESTORS  
SUMMARY REALIZED GAIN/LOSS REPORT  
JANUARY 1, 2011 TO DECEMBER 31, 2011

PAGE 31  
AS-OF DATE 31DEC11

ASSET ID	SECURITY DESCRIPTION	MAT DATE	MAT RATE	TRD DT	STL DT	SELL RATE	NET SECTY GN/LS
SH SELL/BTC	LOT LOCAL PRINCIPAL NET	LOCAL COST	LOCAL SECTY GN/LS				
SHARES/PAR	BASE PRINCIPAL NET	BASE COST	BASE SECTY GN/LS				
		* * * I D C O S T F U N D * * *					
633	572.39	572.39	.00			.00	.00
37.000							
				03JUN11	03JUN11	1.000000	.00
CKL 633	-572.39	-572.39	.00			.00	.00
-37.000							
				03JUN11	03JUN11	1.000000	.00
634	6,787.88	6,787.88	.00			.00	.00
525.000							
				03JUN11	03JUN11	1.000000	.00
635	8,221.35	8,221.35	.00			.00	.00
635.000							
				03JUN11	03JUN11	1.000000	.00
636	5,925.10	5,925.10	.00			.00	.00
458.000							
				03JUN11	03JUN11	1.000000	.00
637	4,016.31	4,016.31	.00			.00	.00
314.000							
				03JUN11	03JUN11	1.000000	.00
638	2,782.57	2,782.57	.00			.00	.00
218.000							
				03JUN11	03JUN11	1.000000	.00
639	3,644.64	3,644.64	.00			.00	.00
286.000							
				03JUN11	03JUN11	1.000000	.00
640	3,638.25	3,638.25	.00			.00	.00
282.000							
				03JUN11	03JUN11	1.000000	.00
641	6,551.08	6,551.08	.00			.00	.00
514.000							
				03JUN11	03JUN11	1.000000	.00
642	3,440.13	3,440.13	.00			.00	.00
268.000							
				03JUN11	03JUN11	1.000000	.00
643	1,792.91	1,792.91	.00			.00	.00
142.000							
				03JUN11	03JUN11	1.000000	.00
644	4,224.11	4,224.11	.00			.00	.00

US26  
USD

ANNUAL

THE SKILLMAN FOUNDATION  
SKILLMAN - PRINCIPAL GLOBAL INVESTORS  
SUMMARY REALIZED GAIN/LOSS REPORT  
JANUARY 1, 2011 TO DECEMBER 31, 2011

PAGE 32  
AS-OF DATE 31DEC11

ASSET ID	SECURITY DESCRIPTION	MAT DATE	MAT RATE	TRD DT	STL DT	SELL RATE	NET SECTY GN/LS
SH SELL/BTC	LOT LOCAL PRINCIPAL NET	LOCAL COST	LOCAL SECTY GN/LS				
SHARES/PAR	BASE PRINCIPAL NET	BASE COST	BASE SECTY GN/LS				
		* * * I D C O S T	F U N D * * *				
333.000							
645	982.79	982.79	03JUN11	03JUN11	1.000000	.00	.00
78.000			.00				
646	1,865.47	1,865.47	03JUN11	03JUN11	1.000000	.00	.00
148.000			.00				
647	2,471.70	2,471.70	03JUN11	03JUN11	1.000000	.00	.00
199.000			.00				
648	407.76	407.76	03JUN11	03JUN11	1.000000	.00	.00
33.000			.00				
649	147.96	147.96	03JUN11	03JUN11	1.000000	.00	.00
12.000			.00				
650	967.13	967.13	03JUN11	03JUN11	1.000000	.00	.00
75.000			.00				
651	5,431.62	5,431.62	03JUN11	03JUN11	1.000000	.00	.00
423.000			.00				
652	3,084.74	3,084.74	03JUN11	03JUN11	1.000000	.00	.00
237.000			.00				
653	3,427.34	3,427.34	03JUN11	03JUN11	1.000000	.00	.00
263.000			.00				
654	3,874.93	3,874.93	03JUN11	03JUN11	1.000000	.00	.00
302.000			.00				
655	12,114.37	12,114.37	03JUN11	03JUN11	1.000000	.00	.00
961.000			.00				
656	6,125.27	6,125.27	03JUN11	03JUN11	1.000000	.00	.00
491.000			.00				

US26  
USD

ANNUAL

THE SKILLMAN FOUNDATION  
SKILLMAN - PRINCIPAL GLOBAL INVESTORS  
SUMMARY REALIZED GAIN/LOSS REPORT  
JANUARY 1, 2011 TO DECEMBER 31, 2011

PAGE: 33  
AS-OF DATE: 31DEC11

ASSET ID	SECURITY DESCRIPTION	MAT DATE	MAT RATE	TRD DT	STL DT	SELL RATE	NET SECTY GN/LS
SH SELL/BTC	LOT LOCAL PRINCIPAL NET	LOCAL COST	LOCAL SECTY GN/LS				
SHARES/PAR	BASE PRINCIPAL NET	BASE COST	BASE SECTY GN/LS				
		*** I D C O S T F U N D ***					
657	3,126.06	3,126.06	03JUN11	03JUN11	1.000000	.00	.00
248.000			.00		.00		
658	434.91	434.91	03JUN11	03JUN11	1.000000	.00	.00
34.000			.00		.00		
659	625.25	625.25	03JUN11	03JUN11	1.000000	.00	.00
49.000			.00		.00		
660	24,169.50	24,169.50	03JUN11	03JUN11	1.000000	.00	.00
1,965.000			.00		.00		
661	4,063.34	4,063.34	03JUN11	03JUN11	1.000000	.00	.00
311.000			.00		.00		
662	6,890.53	6,890.53	03JUN11	03JUN11	1.000000	.00	.00
527.000			.00		.00		
663	252.52	252.52	03JUN11	03JUN11	1.000000	.00	.00
19.000			.00		.00		
664	940.20	940.20	03JUN11	03JUN11	1.000000	.00	.00
71.000			.00		.00		
665	2,903.62	2,903.62	03JUN11	03JUN11	1.000000	.00	.00
215.000			.00		.00		
666	2,116.93	2,116.93	03JUN11	03JUN11	1.000000	.00	.00
157.000			.00		.00		
667	16,599.12	16,599.12	03JUN11	03JUN11	1.000000	.00	.00
1,200.000			.00		.00		
668	3,816.94	3,816.94	03JUN11	03JUN11	1.000000	.00	.00
278.000			.00		.00		
			03JUN11	03JUN11	1.000000		

US26  
USD

ANNUAL

THE SKILLMAN FOUNDATION  
SKILLMAN - PRINCIPAL GLOBAL INVESTORS  
SUMMARY REALIZED GAIN/LOSS REPORT  
JANUARY 1, 2011 TO DECEMBER 31, 2011PAGE 34  
AS-OF DATE: 31DEC11

ASSET ID	SECURITY DESCRIPTION	MAT DATE	MAT RATE	TRD DT	STL DT	SELL RATE	NET SECTY GN/LS
SH SELL/BTC	LOT LOCAL PRINCIPAL NET	LOCAL COST	LOCAL SECTY GN/LS	GN/LS	GN/LS	GN/LS	GN/LS
SHARES/PAR	BASE PRINCIPAL NET	BASE COST	BASE SECTY GN/LS	BASE	CURR	GN/LS	NET BAS SECTY GN/LS
		*** I D C O S T ***	F U N D ***				
669	1,907.08	1,907.08	.00	.00	.00	.00	.00
139.000							
670	10,338.17	10,338.17	03JUN11	03JUN11	1.000000	.00	.00
754.000			.00		.00		
671	2,277.88	2,277.88	03JUN11	03JUN11	1.000000	.00	.00
167.000			.00		.00		
672	3,038.46	3,038.46	03JUN11	03JUN11	1.000000	.00	.00
223.000			.00		.00		
673	1,909.68	1,909.68	03JUN11	03JUN11	1.000000	.00	.00
139.000			.00		.00		
674	10,118.34	10,118.34	03JUN11	03JUN11	1.000000	.00	.00
747.000			.00		.00		
675	4,111.62	4,111.62	03JUN11	03JUN11	1.000000	.00	.00
300.000			.00		.00		
676	12,109.50	12,109.50	03JUN11	03JUN11	1.000000	.00	.00
900.000			.00		.00		
677	8,851.42	8,851.42	03JUN11	03JUN11	1.000000	.00	.00
653.000			.00		.00		
678	5,302.56	5,302.56	03JUN11	03JUN11	1.000000	.00	.00
367.000			.00		.00		
679	8,585.85	8,585.85	03JUN11	03JUN11	1.000000	.00	.00
595.000			.00		.00		
680	1,024.22	1,024.22	03JUN11	03JUN11	1.000000	.00	.00
71.000			.00		.00		
681	2,409.81	2,409.81	03JUN11	03JUN11	1.000000	.00	.00
			.00		.00		



THE SKILLMAN FOUNDATION  
SKILLMAN - PRINCIPAL GLOBAL INVESTORS  
SUMMARY REALIZED GAIN/LOSS REPORT  
JANUARY 1, 2011 TO DECEMBER 31, 2011

ASSET ID	SECURITY DESCRIPTION	MAT DATE	MAT RATE	TRD DT	STL DT	SELL RATE	NET SECTY GN/LS
SH SELL/BTC	LOT LOCAL PRINCIPAL NET	LOCAL COST	LOCAL SECTY GN/LS				
SHARES/PAR	BASE PRINCIPAL NET	BASE COST	BASE SECTY GN/LS				NET BAS SECTY GN/LS
		*** I D C O S T F U N D ***					
167.000							
682	2,795.83	2,795.83	03JUN11	03JUN11	1.000000		.00
211.000			.00		.00		
683	6,440.28	6,440.28	03JUN11	03JUN11	1.000000		.00
489.000			.00		.00		
684	19,216.54	19,216.54	03JUN11	03JUN11	1.000000		.00
1,400.000			.00		.00		
685	7,482.51	7,482.51	03JUN11	03JUN11	1.000000		.00
477.000			.00		.00		
686	7,346.94	7,346.94	03JUN11	03JUN11	1.000000		.00
471.000			.00		.00		
687	5,502.96	5,502.96	03JUN11	03JUN11	1.000000		.00
352.000			.00		.00		
688	18,046.58	18,046.58	03JUN11	03JUN11	1.000000		.00
1,225.000			.00		.00		
689	5,838.69	5,838.69	03JUN11	03JUN11	1.000000		.00
395.000			.00		.00		
690	13,915.79	13,915.79	03JUN11	03JUN11	1.000000		.00
936.000			.00		.00		
691	1,498.23	1,498.23	03JUN11	03JUN11	1.000000		.00
100.000			.00		.00		
692	9,491.74	9,491.74	03JUN11	03JUN11	1.000000		.00
634.000			.00		.00		
693	923.23	923.23	03JUN11	03JUN11	1.000000		.00
60.000			.00		.00		

US26  
USD

ANNUAL

THE SKILLMAN FOUNDATION  
SKILLMAN - PRINCIPAL GLOBAL INVESTORS  
SUMMARY REALIZED GAIN/LOSS REPORT  
JANUARY 1, 2011 TO DECEMBER 31, 2011

PAGE: 36  
AS-OF DATE: 31DEC11

ASSET ID	SECURITY DESCRIPTION	MAT DATE	MAT RATE	TRD DT	STL DT	SELL RATE	NET SECTY GN/LS
SH SELL/BTC	LOT LOCAL PRINCIPAL NET	LOCAL COST	LOCAL SECTY GN/LS				
SHARES/PAR	BASE PRINCIPAL NET	BASE COST	BASE SECTY GN/LS				
		* * * I D C O S T	* * * F U N D * * *				
694	3,300.24	3,300.24		03JUN11	03JUN11	1.000000	.00
213.000				.00		.00	.00
695	572.39	572.39		03JUN11	03JUN11	1.000000	.00
37.000				.00		.00	.00
743410102	TOTAL						
	332,220.87	332,220.87		.00		.00	.00
74460D109	PUBLIC STORAGE	REIT USD.1		08AUG11	11AUG11	1.000000	
095	21,170.89	14,779.74		6,391.15		.00	6,391.15
200.000							
78440X101	SL GREEN REALTY CORP	REIT USD 01		22AUG11	25AUG11	1.000000	
204	3,371.24	1,306.23		2,065.01		.00	2,065.01
51.000							
212	3,309.20	1,280.61		22AUG11	25AUG11	1.000000	
50.000				2,028.59		.00	2,028.59
221	5,337.24	2,074.60		23AUG11	26AUG11	1.000000	
81.000				3,262.64		.00	3,262.64
230	7,787.30	3,022.25		24AUG11	29AUG11	1.000000	
118.000				4,765.05		.00	4,765.05
78440X101	TOTAL						
	19,804.98	7,683.69		12,121.29 L		.00	12,121.29 L
828806109	SIMON PROPERTY GROUP INC	REIT USD.0001		07JUL11	12JUL11	1.000000	
785	44,208.52	20,566.00		23,642.52		.00	23,642.52
364.000							
787	4,371.57	2,034.00		07JUL11	12JUL11	1.000000	
36.000				2,337.57		.00	2,337.57
102	43,447.16	24,017.65		08AUG11	11AUG11	1.000000	
424.000				19,429.51		.00	19,429.51
103	17,580.65	10,759.34		08AUG11	11AUG11	1.000000	
169.000				6,821.31		.00	6,821.31

US26 ANNUAL  
USD

THE SKILLMAN FOUNDATION  
SKILLMAN - PRINCIPAL GLOBAL INVESTORS  
SUMMARY REALIZED GAIN/LOSS REPORT  
JANUARY 1, 2011 TO DECEMBER 31, 2011

PAGE. 37  
AS-OF DATE 31DEC11

ASSET ID	SECURITY DESCRIPTION	MAT DATE	MAT RATE	TRD DT	STL DT	SELL RATE	NET SECTY GN/LS
SH SELL/BTC	LOT LOCAL PRINCIPAL NET	LOCAL COST	LOCAL SECTY GN/LS				
SHARES/PAR	BASE PRINCIPAL NET	BASE COST	BASE SECTY GN/LS		BASE CURR GN/LS		NET BAS SECTY GN/LS
		* * * I D C O S T	* * * F U N D * * *				
134	31,480.64	19,692.76	11,787.88	09AUG11	12AUG11	1.000000	11,787.88
307.000						.00	
828806109	TOTAL	77,069.75	64,018.79 L			00	64,018.79 L
-----	141,088.54						
85590A401	STARWOOD HOTELS + RESORTS	COMMON STOCK USD 01	22AUG11	25AUG11	1.000000		
210	14,203.68	19,021.60	-4,817.92		00		-4,817.92
367.000							
224	5,144.27	7,163.01	-2,018.74	23AUG11	26AUG11	1.000000	-2,018.74
133.000						.00	
85590A401	TOTAL	26,184.61	-6,836.66 L			00	-6,836.66 L
-----	19,347.95						
875465106	TANGER FACTORY OUTLET CENTER	REIT USD 01	11FEB11	16FEB11	1.000000		
181	2,273.15	1,728.78	544.37		.00		544.37
84.000							
182	431.67	329.32	102.35	11FEB11	16FEB11	1.000000	102.35
16.000						.00	
191	3,534.78	2,697.48	837.30	14FEB11	17FEB11	1.000000	837.30
131.000						.00	
192	2,372.31	1,812.31	560.00	14FEB11	17FEB11	1.000000	560.00
88.000						.00	
196	4,560.61	3,504.91	1,055.70	14FEB11	17FEB11	1.000000	1,055.70
169.000						.00	
201	5,708.73	4,404.70	1,304.03	15FEB11	18FEB11	1.000000	1,304.03
212.000						.00	
202	8,295.97	6,180.51	2,115.46	15FEB11	18FEB11	1.000000	2,115.46
308.000						.00	
209	2,482.73	1,802.09	680.64	16FEB11	22FEB11	1.000000	680.64
92.000						.00	

US26  
USD

ANNUAL

THE SKILLMAN FOUNDATION  
SKILLMAN - PRINCIPAL GLOBAL INVESTORS  
SUMMARY REALIZED GAIN/LOSS REPORT  
JANUARY 1, 2011 TO DECEMBER 31, 2011

PAGE. 38  
AS-OF DATE: 31DEC11

ASSET ID	SECURITY DESCRIPTION	MAT DATE	MAT RATE	TRD DT	STL DT	SELL RATE	NET SECTY GN/LS
SH SELL/BTC	LOT LOCAL PRINCIPAL NET	LOCAL COST	LOCAL SECTY GN/LS				
SHARES/PAR	BASE PRINCIPAL NET	BASE COST	BASE SECTY GN/LS		BASE CURR GN/LS		NET BAS SECTY GN/LS
		* * * I D C O S T	* * * F U N D * * *				
210	697.50	509.29	16FEB11	22FEB11	1.000000		
26.000			188.21		.00		188.21
212	240.65	176.29	16FEB11	22FEB11	1.000000		
9.000			64.36		.00		64.36
219	2,010.46	1,468.21	17FEB11	23FEB11	1.000000		
75.000			542.25		.00		542.25
229	3,081.54	2,241.66	18FEB11	24FEB11	1.000000		
115.000			839.88		.00		839.88
238	1,449.93	1,006.69	22FEB11	25FEB11	1.000000		
54.000			443.24		.00		443.24
239	427.84	298.28	22FEB11	25FEB11	1.000000		
16.000			129.56		.00		129.56
241	960.64	671.13	22FEB11	25FEB11	1.000000		
36.000			289.51		.00		289.51
258	4,071.62	2,889.57	25FEB11	02MAR11	1.000000		
155.000			1,182.05		.00		1,182.05
263	5,729.20	4,195.35	25FEB11	02MAR11	1.000000		
218.000			1,533.85		.00		1,533.85
270	1,926.11	1,498.68	25FEB11	02MAR11	1.000000		
73.000			427.43		.00		427.43
273	2,654.82	2,052.99	28FEB11	03MAR11	1.000000		
100.000			601.83		.00		601.83
274	609.75	472.19	28FEB11	03MAR11	1.000000		
23.000			137.56		.00		137.56
			02MAR11	07MAR11	1.000000		

US26  
USD

ANNUAL

THE SKILLMAN FOUNDATION  
SKILLMAN - PRINCIPAL GLOBAL INVESTORS  
SUMMARY REALIZED GAIN/LOSS REPORT  
JANUARY 1, 2011 TO DECEMBER 31, 2011

PAGE: 39  
AS-OF DATE: 31DEC11

ASSET ID	SECURITY DESCRIPTION	MAT DATE	MAT RATE	TRD DT	STL DT	SELL RATE	NET SECTY GN/LS
SH SELL/BTC	LOT LOCAL PRINCIPAL NET	LOCAL COST	LOCAL SECTY GN/LS	BASE SECTY GN/LS	BASE CURR GN/LS	NET BAS SECTY GN/LS	
SHARES/PAR	BASE PRINCIPAL NET	BASE COST	BASE FUND				
		*** I D C O S T ***					
283	944.71	739.07	205 64		.00	205 64	
36.000							
284	834 70	656.96	02MAR11 177.74	07MAR11	1.000000 .00	177 74	
32.000							
286	2,230.13	1,745 03	02MAR11 485.10	07MAR11	1.000000 .00	485 10	
85 000							
290	52.78	41.06	03MAR11 11.72	08MAR11	1.000000 .00	11.72	
2 000							
291	3,811 42	2,976 81	03MAR11 834.61	08MAR11	1.000000 .00	834 61	
145.000							
332	755.23	615.78	23MAR11 139.45	28MAR11	1.000000 00	139.45	
30.000							
339	4,285 75	3,301.38	23MAR11 984.37	28MAR11	1.000000 .00	984.37	
170.000							
419	2,241.83	1,514.72	04MAY11 727.11	09MAY11	1.000000 .00	727.11	
82 000							
423	1,336.45	902.63	04MAY11 433.82	09MAY11	1.000000 .00	433.82	
49 000							
434	1,012 77	681.63	04MAY11 331 14	09MAY11	1.000000 00	331 14	
37.000							
435	875.17	589.52	04MAY11 285.65	09MAY11	1.000000 .00	285 65	
32.000							
439	5,546.89	3,684.50	05MAY11 1,862 39	10MAY11	1.000000 .00	1,862.39	
200.000							
449	13,869.78	10,051 73	06MAY11 3,818.05	11MAY11	1 000000 .00	3,818 05	

US26  
USD

ANNUAL

THE SKILLMAN FOUNDATION  
SKILLMAN - PRINCIPAL GLOBAL INVESTORS  
SUMMARY REALIZED GAIN/LOSS REPORT  
JANUARY 1, 2011 TO DECEMBER 31, 2011

PAGE: 40  
AS-OF DATE: 31DEC11

ASSET ID	SECURITY DESCRIPTION	MAT DATE	MAT RATE	TRD DT	STL DT	SELL RATE	NET SECTY GN/LS
SH SELL/BTC	LOT LOCAL PRINCIPAL NET	LOCAL COST	LOCAL SECTY GN/LS				
SHARES/PAR	BASE PRINCIPAL NET	BASE COST	BASE SECTY GN/LS				NET BAS SECTY GN/LS
		*** I D C O S T F U N D ***					
500.000							
452	530.15	433.42	09MAY11	12MAY11	1.000000		96.73
19.000			96.73		.00		
453	2,114.72	1,745.98	09MAY11	12MAY11	1.000000		368.74
76 000			368.74		.00		
455	2,123.88	1,768.31	10MAY11	13MAY11	1.000000		355.57
76.000			355.57		.00		
456	6,393.89	5,411.95	10MAY11	13MAY11	1.000000		981.94
229.000			981.94		.00		
458	2,613.12	2,248.95	11MAY11	16MAY11	1.000000		364.17
94.000			364.17		.00		
460	500.22	430.65	11MAY11	16MAY11	1.000000		69.57
18.000			69.57		.00		
462	4,380.46	3,780.15	12MAY11	17MAY11	1.000000		600.31
158.000			600.31		.00		
463	1,693.37	1,459.42	12MAY11	17MAY11	1.000000		233.95
61.000			233.95		.00		
476	1,872.52	1,650.83	17MAY11	20MAY11	1.000000		221.69
69.000			221.69		.00		
770	1,324.19	1,220.17	15JUN11	20JUN11	1.000000		104.02
51.000			104.02		.00		
771	1,270.56	1,172.33	16JUN11	21JUN11	1.000000		98.23
49 000			98.23		.00		
774	2,636.37	2,320.62	21JUN11	24JUN11	1.000000		315.75
97.000			315.75		.00		

US26  
USD

ANNUAL

THE SKILLMAN FOUNDATION  
SKILLMAN - PRINCIPAL GLOBAL INVESTORS  
SUMMARY REALIZED GAIN/LOSS REPORT  
JANUARY 1, 2011 TO DECEMBER 31, 2011

PAGE. 41  
AS-OF DATE. 31DEC11

ASSET ID	SECURITY DESCRIPTION	MAT DATE	MAT RATE	TRD DT	STL DT	SELL RATE	NET SECTY GN/LS
SH SELL/BTC	LOT LOCAL PRINCIPAL NET	LOCAL COST	LOCAL SECTY GN/LS				
SHARES/PAR	BASE PRINCIPAL NET	BASE COST	BASE SECTY GN/LS				
		* * * I D C O S T	* * * F U N D * * *				
775	7,932.11	6,976.31	21JUN11	24JUN11	1.000000		
292.000			955 80		.00		955.80
776	4,871.22	4,276.57	22JUN11	27JUN11	1.000000		
179.000			594.65		.00		594 65
875465106	TOTAL						
	131,574.40	102,336 91	29,237.49 L		.00		29,237.49 L
92276F100	VENTAS INC	REBIT USD.25	25FEB11	02MAR11	1.000000		
268	5,686 86	3,700.44	1,986 42		.00		1,986.42
100.000							
USD TOTAL							
	332,220 87	332,220.87	.00		.00		.00
	1,616,221.23	1,309,514.73	306,706.50 L		.00		306,706 50 L
EQUITY TOTAL							
	332,220.87	332,220.87	.00		.00		.00
	1,616,221.23	1,309,514.73	306,706 50 L		.00		306,706.50 L

US26  
USD

ANNUAL

THE SKILLMAN FOUNDATION  
SKILLMAN - PRINCIPAL GLOBAL INVESTORS  
SUMMARY REALIZED GAIN/LOSS REPORT  
JANUARY 1, 2011 TO DECEMBER 31, 2011

PAGE 42  
AS-OF DATE 31DEC11

USD	US DOLLAR	BASE SEC GAIN	BASE CURR GAIN	BASE TOTAL GAIN
GROSS GAINS				
	EQUITY	340,606.48 L	.00 L	340,606.48 L
	CURRENCY TOTAL	340,606.48 L	.00 L	340,606.48 L



US26  
USD

ANNUAL

THE SKILLMAN FOUNDATION  
SKILLMAN - PRINCIPAL GLOBAL INVESTORS  
SUMMARY REALIZED GAIN/LOSS REPORT  
JANUARY 1, 2011 TO DECEMBER 31, 2011

PAGE 43  
AS-OF DATE 31DEC11

USD US DOLLAR		BASE SEC LOSS	BASE CURR LOSS	BASE TOTAL LOSS
GROSS LOSSES				
	EQUITY	-33,899.98 L	00 L	-33,899.98 L
	CURRENCY TOTAL	-33,899.98 L	00 L	-33,899.98 L

US26  
USD

ANNUAL

THE SKILLMAN FOUNDATION  
SKILLMAN - PRINCIPAL GLOBAL INVESTORS  
SUMMARY REALIZED GAIN/LOSS REPORT  
JANUARY 1, 2011 TO DECEMBER 31, 2011

PAGE: 44  
AS-OF DATE 31DEC11

USD US DOLLAR		BASE SEC GN/LS	BASE CURR GN/L	BASE TOTAL GN/L
NET GAINS/LOSSES				
	EQUITY	306,706.50 L	.00 L	306,706.50 L
	CURRENCY TOTAL	306,706.50 L	.00 L	306,706 50 L

US26  
USD

ANNUAL

THE SKILLMAN FOUNDATION  
SKILLMAN - PRINCIPAL GLOBAL INVESTORS  
SUMMARY REALIZED GAIN/LOSS REPORT  
JANUARY 1, 2011 TO DECEMBER 31, 2011

PAGE 45  
AS-OF DATE 31DEC11

FUND TOTAL GAINS		BASE SEC GAIN	BASE CURR GAIN	BASE TOTAL GAIN
GROSS GAINS				
	EQUITY	340,606.48 L	.00 L	340,606.48 L
	FUND TOTAL	340,606.48 L	.00 L	340,606.48 L

US26  
USD

ANNUAL

THE SKILLMAN FOUNDATION  
SKILLMAN - PRINCIPAL GLOBAL INVESTORS  
SUMMARY REALIZED GAIN/LOSS REPORT  
JANUARY 1, 2011 TO DECEMBER 31, 2011

PAGE: 46  
AS-OF DATE: 31DEC11

FUND TOTAL LOSSES		BASE SEC LOSS	BASE CURR LOSS	BASE TOTAL LOSS
GROSS LOSSES				
	EQUITY	-33,899.98 L	.00 L	-33,899.98 L
	FUND TOTAL	-33,899.98 L	.00 L	-33,899.98 L

US26  
USD

ANNUAL

THE SKILLMAN FOUNDATION  
SKILLMAN - PRINCIPAL GLOBAL INVESTORS  
SUMMARY REALIZED GAIN/LOSS REPORT  
JANUARY 1, 2011 TO DECEMBER 31, 2011

PAGE: 47  
AS-OF DATE: 31DEC11

FUND GAINS/LOSSES	BASE SEC GN/LS	BASE CURR GN/L	BASE TOTAL GN/L
NET GAINS/LOSSES			
EQUITY	306,706.50 L	.00 L	306,706.50 L
FUND TOTAL	306,706.50 L =====	.00 L =====	306,706.50 L =====

US26  
USD

ANNUAL

THE SKILLMAN FOUNDATION  
SKILLMAN - PRINCIPAL GLOBAL INVESTORS  
SUMMARY REALIZED GAIN/LOSS REPORT  
JANUARY 1, 2011 TO DECEMBER 31, 2011

PAGE. 48  
AS-OF DATE: 31DEC11

FUND TOTALS	BASE PRINCIPAL NET	BASE COST	SHARES	# OF TRANSACTIONS
EQUITY	1,948,442.10	1,641,735.60	69,354.417	466
TOTAL	1,948,442.10	1,641,735.60	69,354.417	466

RUN DATE: 01FEB12

US28  
USD

ANNUAL

THE SKILLMAN FOUNDATION  
SKILLMAN - JP MORGAN INVT MGMT INC  
SUMMARY REALIZED GAIN/LOSS REPORT  
JANUARY 1, 2011 TO DECEMBER 31, 2011

PAGE: 1  
AS-OF DATE: 31DEC11

ASSET ID	SECURITY DESCRIPTION	MAT DATE	MAT RATE	TRD DT	STL DT	SKLL RATE	NET SECTY GN/LS
SH SELL/BTC	LOT	PRINCIPAL NET	COST	SECTY GN/LS	CURR GN/LS		
SHARES/PAR							
* * * I D C O S T F U N D * * *							
FIXED INCOME							
912810EL8	US TREASURY N/B	11/21 8.	15/NOV/2021	8.000	04AUG11	05AUG11	1.000000
231		122,423.44		122,824.16	-400.72		.00
82,000.000							-400.72
912810FP8	US TREASURY N/B	02/31 5.3	15/FEB/2031	5.375	17AUG11	18AUG11	1.000000
260		14,431.48		12,600.16	1,831.32		.00
11,000.000							1,831.32
293		4,017.42		3,436.41	02SEP11	06SEP11	1.000000
3,000.000					581.01		.00
							581.01
452		14,214.46		11,454.69	15DEC11	16DEC11	1.000000
10,000.000					2,759.77		.00
							2,759.77
461		10,010.00		8,018.28	19DEC11	20DEC11	1.000000
7,000.000					1,991.72		.00
							1,991.72
912810FP8	TOTAL	42,673.36		35,509.54	7,163.82 L		
							7,163.82 L
912810QC5	US TREASURY N/B	08/39 4.5	15/AUG/2039	4.500	13JAN11	14JAN11	1.000000
761		24,869.04		25,258.89	-389.85		.00
25,000.000							-389.85
806		29,117.46		30,249.15	04FEB11	07FEB11	1.000000
30,000.000					-1,131.69		.00
							-1,131.69
063		147,398.44		164,032.16	07APR11	08APR11	1.000000
150,000.000					-16,633.72		.00
							-16,633.72
428		57,555.78		49,876.28	29NOV11	30NOV11	1.000000
44,000.000					7,679.50		.00
							7,679.50
442		6,341.21		5,349.04	02DEC11	05DEC11	1.000000
5,000.000					992.17		.00
							992.17

US28 ANNUAL  
USD

THE SKILLMAN FOUNDATION  
SKILLMAN - JP MORGAN INVT MGMT INC  
SUMMARY REALIZED GAIN/LOSS REPORT  
JANUARY 1, 2011 TO DECEMBER 31, 2011

PAGE. 2  
AS-OF DATE: 31DEC11

ASSET ID	SECURITY DESCRIPTION	MAT DATE	MAT RATE	TRD DT	STL DT	SKILL RATE	NET SECTY GN/LS
SH SELL/BTC	LOT	PRINCIPAL NET	COST	SECTY GN/LS	CURR GN/LS		
SHARES/PAR							
* * * I D C O S T F U N D * * *							
912810QC5	TOTAL	265,281.93	274,765.52	-9,483.59 L			-9,483.59 L
912810QK7	US TREASURY N/B	08/40 3.8 15/AUG/2040	3.875	06SEP11	07SEP11	1.000000	
297	2,249.69	1,758.31		491.38		.00	491.38
2,000.000							
912810QN1	US TREASURY N/B	02/41 4.7 15/FEB/2041	4.750	14MAR11	15MAR11	1.000000	
021	20,618.67	20,404.77		213.90		.00	213.90
20,000.000							
	037	26,234.28	26,179.79	25MAR11	28MAR11	1.000000	
25,000.000				54.49		.00	54.49
	082	26,388.57	25,937.60	27APR11	28APR11	1.000000	
25,000.000				450.97		.00	450.97
912810QN1	TOTAL	73,241.52	72,522.16	719.36 L			719.36 L
912828LC2	US TREASURY N/B	07/14 2.6 31/JUL/2014	2.625	13APR11	14APR11	1.000000	
067	266,100.00	267,160.00		-1,060.00		.00	-1,060.00
256,000.000							
912828ME7	US TREASURY N/B	12/14 2.6 31/DEC/2014	2.625	19JUL11	20JUL11	1.000000	
183	243,764.07	238,364.18		5,399.89		.00	5,399.89
230,000.000							
912828NK2	US TREASURY N/B	06/17 2.5 30/JUN/2017	2.500	19AUG11	23AUG11	1.000000	
271	89,276.88	86,398.14		2,878.74		.00	2,878.74
83,000.000							
	382	447,460.00	430,635.72	03NOV11	04NOV11	1.000000	
416,000.000				16,824.28		.00	16,824.28
912828NK2	TOTAL	536,736.88	517,033.86	19,703.02 L			19,703.02 L



US28  
USD

ANNUAL

THE SKILLMAN FOUNDATION  
SKILLMAN - JP MORGAN INVT MGMT INC  
SUMMARY REALIZED GAIN/LOSS REPORT  
JANUARY 1, 2011 TO DECEMBER 31, 2011

PAGE: 3  
AS-OF DATE: 31DEC11

ASSET ID	SECURITY DESCRIPTION	MAT DATE	MAT RATE	TRD DT	STL DT	SELL RATE	NET
SH SELL/BTC	LOT	PRINCIPAL NET	COST	SECTY GN/LS	CURR GN/LS	GN/LS	SECTY GN/LS
SHARES/PAR							
*** I D C O S T F U N D ***							
912828NL0	US TREASURY N/B	06/15 1.8	30/JUN/2015 1.875	03JAN11	04JAN11	1.000000	
738		170,019.35	175,591.89	-5,572.54		.00	-5,572.54
170,000.000							
	031	110,743.36	113,806.11	-3,062.75	22MAR11	1.000000	-3,062.75
110,000.000						.00	
	050	109,583.20	112,170.29	-2,587.09	04APR11	1.000000	-2,587.09
110,000.000						.00	
	083	55,315.82	56,085.14	-769.32	28APR11	1.000000	-769.32
55,000.000						.00	
	156	785,349.30	773,346.55	12,002.75	08JUN11	1.000000	12,002.75
765,000.000						.00	
912828NL0	TOTAL	1,231,011.03	1,230,999.98	11.05 L			11.05 L
912828NY2	US TREASURY N/B	09/13 0.7	15/SEP/2013 0.750	03JAN11	04JAN11	1.000000	
741		671,783.20	674,989.60	-3,206.40		.00	-3,206.40
675,000.000							
912828PC8	US TREASURY N/B	11/20 2.6	15/NOV/2020 2.625	04JAN11	05JAN11	1.000000	
746		51,884.55	50,881.67	1,002.88		.00	1,002.88
55,000.000							
	752	41,978.14	41,630.45	347.69	07JAN11	1.000000	347.69
45,000.000						.00	
	755	28,279.57	27,753.64	525.93	11JAN11	1.000000	525.93
30,000.000						.00	
	756	28,322.93	27,815.24	507.69	12JAN11	1.000000	507.69
30,000.000						.00	
	764	26,709.47	26,271.11	438.36	18JAN11	1.000000	438.36
28,200.000						.00	
				14JAN11	18JAN11	1.000000	

US28  
USD

ANNUAL

THE SKILLMAN FOUNDATION  
SKILLMAN - JP MORGAN INVT MGMT INC  
SUMMARY REALIZED GAIN/LOSS REPORT  
JANUARY 1, 2011 TO DECEMBER 31, 2011

PAGE. 4  
AS-OF DATE: 31DEC11

ASSET ID	SECURITY DESCRIPTION	MAT DATE	MAT RATE	TRD DT	STL DT	SELL RATE	NET
SH SELL/BTC	LOT		COST	SECTY GN/LS		CURR GN/LS	SECTY GN/LS
SHARES/PAR	PRINCIPAL NET						
* * * I D C O S T F U N D * * *							
765	25,286.11	25,032.62	253.49			.00	253.49
26,800.000							
770	28,344.02	28,034.88	18JAN11	19JAN11	1.000000		309.14
30,000.000			309.14		.00		
772	27,980.74	28,052.70	20JAN11	21JAN11	1.000000		-71.96
30,000.000			-71.96		.00		
777	37,296.72	37,419.38	21JAN11	24JAN11	1.000000		-122.66
40,000.000			-122.66		.00		
780	42,401.77	42,094.57	25JAN11	26JAN11	1.000000		307.20
45,000.000			307.20		.00		
784	42,190.84	41,947.80	28JAN11	31JAN11	1.000000		243.04
45,000.000			243.04		.00		
791	14,060.10	14,032.01	31JAN11	01FEB11	1.000000		28.09
15,000.000			28.09		.00		
792	31,816.43	31,838.28	31JAN11	01FEB11	1.000000		-21.85
34,000.000			-21.85		.00		
794	14,069.47	14,071.33	31JAN11	01FEB11	1.000000		-1.86
15,000.000			-1.86		.00		
796	42,078.34	42,410.74	01FEB11	02FEB11	1.000000		-332.40
45,000.000			-332.40		.00		
801	51,111.11	51,579.14	02FEB11	03FEB11	1.000000		-468.03
55,000.000			-468.03		.00		
803	64,867.30	65,381.22	03FEB11	04FEB11	1.000000		-513.92
70,000.000			-513.92		.00		
808	41,556.27	42,274.16	04FEB11	07FEB11	1.000000		-717.89
			-717.89		.00		

US28  
USD

ANNUAL

THE SKILLMAN FOUNDATION  
SKILLMAN - JP MORGAN INVT MGMT INC  
SUMMARY REALIZED GAIN/LOSS REPORT  
JANUARY 1, 2011 TO DECEMBER 31, 2011PAGE 5  
AS-OF DATE: 31DEC11

ASSET ID	SECURITY DESCRIPTION	MAT DATE	MAT RATE	TRD DT	STL DT	SELL RATE	NET
SH SELL/BTC	LOT		COST	SECTY GN/LS	CURR GN/LS	GN/LS	SECTY GN/LS
SHARES/PAR	PRINCIPAL NET						
*** I D C O S T F U N D ***							
45,000.000							
810	27,191.62	27,807.98	07FEB11	08FEB11	1.000000		
29,700.000			-616.36		.00		-616.36
811	27,732.66	28,281.13	07FEB11	08FEB11	1.000000		
30,300.000			-548.47		.00		-548.47
815	27,487.38	28,042.27	09FEB11	10FEB11	1.000000		
30,000.000			-554.89		.00		-554.89
816	27,501.44	27,978.17	10FEB11	11FEB11	1.000000		
30,000.000			-476.73		.00		-476.73
817	54,843.75	55,713.28	10FEB11	11FEB11	1.000000		
60,000.000			-869.53		.00		-869.53
821	39,061.65	39,408.96	11FEB11	14FEB11	1.000000		
42,500.000			-347.31		.00		-347.31
822	38,963.70	39,218.54	11FEB11	14FEB11	1.000000		
42,500.000			-254.84		.00		-254.84
827	181,285.38	180,452.33	15FEB11	16FEB11	1.000000		
197,000.000			833.05		.00		833.05
912828PC8	TOTAL	1,064,301.46	1,065,423.60	-1,122.14 L			-1,122.14 L
912828PB4	US TREASURY N/B	10/15 1.2 31/OCT/2015	1 250	28JUL11	29JUL11	1.000000	
207	80,159.37	80,131.25	28.12		.00		28.12
80,000.000							
912828PK0	US TREASURY N/B	11/17 2.2 30/NOV/2017	2.250	04JAN11	05JAN11	1.000000	
744	353,080.00	364,000.00	-10,920.00		.00		-10,920.00
364,000.000							

US28  
USD

ANNUAL

THE SKILLMAN FOUNDATION  
SKILLMAN - JP MORGAN INVT MGMT INC  
SUMMARY REALIZED GAIN/LOSS REPORT  
JANUARY 1, 2011 TO DECEMBER 31, 2011

PAGE 6  
AS-OF DATE 31DEC11

ASSET ID	SECURITY DESCRIPTION	MAT DATE	MAT RATE	TED DT	STL DT	SELL RATE	NET
SH SELL/BTC	LOT	PRINCIPAL NET	COST	SECTY GN/LS	CURR GN/LS		SECTY GN/LS
SHARES/PAR							
* * * I D C O S T F U N D * * *							
912828PL6	US TREASURY N/B	12/13 0.7	15/DEC/2013	0.750	16FEB11	17FEB11	1.000000
831		113,297.08	113,993.75	-696.67			.00
115,000.000							-696.67
	835	498,054.22	501,572.50	-3,518.28	17FEB11	18FEB11	1.000000
506,000.000							.00
							-3,518.28
912828PL8	TOTAL	611,351.30	615,566.25	-4,214.95 L			
							-4,214.95 L
912828PN4	US TREASURY N/B	12/17 2.7	31/DEC/2017	2.750	03MAR11	04MAR11	1.000000
007		411,317.61	413,082.74	-1,765.13			.00
413,000.000							-1,765.13
912828PS3	US TREASURY N/B	01/16 2.	31/JAN/2016	2.000	23SEP11	26SEP11	1.000000
321		42,229.69	39,974.22	2,255.47			.00
40,000.000							2,255.47
912828PV6	US TREASURY N/B	11/12 0.5	30/NOV/2012	0.500	04APR11	05APR11	1.000000
055		1,043,367.19	1,041,886.77	1,480.42			.00
1,045,000.000							1,480.42
912828FX2	US TREASURY N/B	02/21 3.6	15/FEB/2021	3.625	22FEB11	23FEB11	1.000000
838		105,811.69	104,995.28	816.41			.00
105,000.000							816.41
	844	20,355.39	20,028.99	326.40	28FEB11	01MAR11	1.000000
20,000.000							.00
							326.40
	847	40,702.97	40,057.97	645.00	28FEB11	01MAR11	1.000000
40,000.000							.00
							645.00
	004	40,465.47	40,057.97	407.50	03MAR11	04MAR11	1.000000
40,000.000							.00
							407.50
	009	121,096.40	120,682.31	414.09	08MAR11	09MAR11	1.000000
120,000.000							.00
							414.09
	014	40,296.72	40,508.76	-212.04	09MAR11	10MAR11	1.000000
40,000.000							.00
							-212.04
					09MAR11	10MAR11	1.000000

US28  
USD

ANNUAL

THE SKILLMAN FOUNDATION  
SKILLMAN - JP MORGAN INVT MGMT INC  
SUMMARY REALIZED GAIN/LOSS REPORT  
JANUARY 1, 2011 TO DECEMBER 31, 2011

PAGE. 7  
AS-OF DATE: 31DEC11

ASSET ID	SECURITY DESCRIPTION	MAT DATE	MAT RATE	TRD DT	STL DT	SELL RATE	
SE SELL/BTC	LOT		COST	SECTY GN/LS		CURR GN/LS	NET SECTY GN/LS
SHARES/PAR	PRINCIPAL NET						
* * * I D C O S T F U N D * * *							
017	40,359.22	40,636.87	-277.65			.00	-277.65
40,000.000							
025	56,387.67	55,747.49	15MAR11	16MAR11	1.000000		
55,000.000			640.18		.00		640.18
027	41,281.09	40,336.09	17MAR11	18MAR11	1.000000		
40,000.000			945.00		.00		945.00
033	40,927.97	40,259.54	23MAR11	24MAR11	1.000000		
40,000.000			668.43		.00		668.43
043	81,168.43	80,526.88	30MAR11	31MAR11	1.000000		
80,000.000			641.55		.00		641.55
058	151,411.51	153,432.64	06APR11	07APR11	1.000000		
150,000.000			-2,021.13		.00		-2,021.13
059	150,831.43	152,566.96	07APR11	08APR11	1.000000		
150,000.000			-1,735.53		.00		-1,735.53
070	40,615.47	40,297.03	15APR11	18APR11	1.000000		
40,000.000			318.44		.00		318.44
076	40,815.47	40,297.04	21APR11	25APR11	1.000000		
40,000.000			518.43		.00		518.43
077	40,809.22	40,297.03	21APR11	25APR11	1.000000		
40,000.000			512.19		.00		512.19
089	112,771.04	110,579.35	28APR11	29APR11	1.000000		
110,000.000			2,191.69		.00		2,191.69
098	41,227.97	40,178.29	03MAY11	04MAY11	1.000000		
40,000.000			1,049.68		.00		1,049.68
102	114,201.90	111,438.71	05MAY11	06MAY11	1.000000		
			2,763.19		.00		2,763.19

US28  
USD

ANNUAL

THE SKILLMAN FOUNDATION  
SKILLMAN - JP MORGAN INVT MGMT INC  
SUMMARY REALIZED GAIN/LOSS REPORT  
JANUARY 1, 2011 TO DECEMBER 31, 2011

PAGE- 8  
AS-OF DATE: 31DEC11

ASSET ID	SECURITY DESCRIPTION	MAT DATE	MAT RATE	TRD DT	STL DT	SELL RATE	NET
SH SELL/BTC	LOT		COST	SECTY GN/LS	CURR GN/LS		SECTY GN/LS
SHARES/PAR	PRINCIPAL NET						
*** I D C O S T F U N D ***							
110,000 000							
107	103,898.04	102,239.46	06MAY11	09MAY11	1.000000		
100,000.000			1,658.58		.00		1,658.58
113	25,835.84	25,611.43	06MAY11	09MAY11	1.000000		
25,000 000			224.41		.00		224.41
116	41,392.18	41,062.03	11MAY11	12MAY11	1.000000		
40,000 000			330.15		.00		330.15
121	31,191.68	31,055.97	12MAY11	13MAY11	1.000000		
30,000.000			135.71		.00		135.71
CXL 121	-31,191.68	-31,055.97	12MAY11	13MAY11	1.000000		
-30,000.000			-135.71		.00		-135.71
125	31,191.68	31,055.97	12MAY11	13MAY11	1.000000		
30,000 000			135.71		.00		135.71
122	36,264.51	36,264.79	13MAY11	16MAY11	1.000000		
35,000.000			-.28		.00		-.28
129	281,559.38	280,088.77	16MAY11	17MAY11	1.000000		
270,000 000			1,470.61		.00		1,470.61
912828PX2	TOTAL	1,841,678.66	1,829,247.65	12,431.01 L			12,431.01 L
912828PY0	US TREASURY N/B	02/18 2 7 28/FEB/2018	2.750	28MAR11	29MAR11	1.000000	
040	54,567.94	54,587.50	-19.56		.00		-19.56
55,000.000							
084	35,056.05	34,737.50	27APR11	28APR11	1.000000		
35,000 000			318.55		.00		318.55
110	376,543.07	368,320.85	06MAY11	09MAY11	1.000000		
371,000.000			8,222.22		.00		8,222.22

US28  
USD

ANNUAL

THE SKILLMAN FOUNDATION  
SKILLMAN - JP MORGAN INVT MGMT INC  
SUMMARY REALIZED GAIN/LOSS REPORT  
JANUARY 1, 2011 TO DECEMBER 31, 2011

PAGE. 9  
AS-OF DATE: 31DEC11

ASSET ID	SECURITY DESCRIPTION	MAT DATE	MAT RATE	TRD DT	STL DT	SKILL RATE	NET SECTY GN/LS
SH SELL/BTC	LOT	PRINCIPAL NET	COST	SECTY GN/LS	CURR GN/LS		
SHARES/PAR							
* * * I D C O S T F U N D * * *							
912828PY0	TOTAL	466,167 06	457,645.85	8,521.21 L			8,521.21 L
912828QA1	US TREASURY N/B	03/16 2.2 31/MAR/2016 2.250		28APR11	29APR11	1.000000	
	088	75,934 32	75,826.42	107.90		.00	107.90
	75,000.000						
912828QC7	US TREASURY N/B	04/14 1.2 15/APR/2014 1.250		19MAY11	20MAY11	1 000000	
	136	455,485.87	451,281.88	4,203.99		.00	4,203.99
	451,000.000						
912828QG8	US TREASURY N/B	04/18 2.6 30/APR/2018 2.625		14JUN11	15JUN11	1.000000	
	159	376,293.75	367,544.06	8,749.69		.00	8,749.69
	366,000.000						
912828QH6	US TREASURY N/B	02/14 1.2 15/FEB/2014 1.250		15APR11	18APR11	1.000000	
	071	476,298 83	472,625.00	3,673.83		.00	3,673.83
	475,000.000						
912828QL7	US TREASURY N/B	03/13 0.7 31/MAR/2013 0.750		05MAY11	06MAY11	1.000000	
	103	60,236 72	59,972.80	263.92		.00	263.92
	60,000.000						
	104	60,236.72	59,972.80	05MAY11	06MAY11	1.000000	
	60,000.000			263.92		.00	263.92
	153	998,393.75	992,080.93	07JUN11	08JUN11	1.000000	
	992,000.000			6,312.82		.00	6,312.82
912828QL7	TOTAL	1,118,867.19	1,112,026.53	6,840.66 L			6,840.66 L
912828QM5	US TREASURY N/B	05/14 1. 15/MAY/2014 1 000		27JUL11	28JUL11	1.000000	
	201	698,247.66	693,102.74	5,144.92		.00	5,144.92
	690,000.000						
912828QN3	US TREASURY N/B	05/21 3 1 15/MAY/2021 3 125		17MAY11	18MAY11	1 000000	
	130	100,089.44	99,796.87	292.57		.00	292.57
	100,000 000						
	143	30,086.60	29,939.06	31MAY11	01JUN11	1 000000	
	30,000.000			147.54		.00	147.54
	148	25,154 20	24,949.22	01JUN11	02JUN11	1 000000	
				204.98		.00	204.98

US28  
USD

ANNUAL

THE SKILLMAN FOUNDATION  
SKILLMAN - JP MORGAN INVT MGMT INC  
SUMMARY REALIZED GAIN/LOSS REPORT  
JANUARY 1, 2011 TO DECEMBER 31, 2011

PAGE. 10  
AS-OF DATE: 31DEC11

ASSET ID	SECURITY DESCRIPTION	MAT DATE	MAT RATE	TRD DT	STL DT	SELL RATE	NET
SH SELL/BTC	LOT		COST	SECTY GN/LS	CURR GN/LS		SECTY GN/LS
SHARES/PAR	PRINCIPAL NET						
* * * I D C O S T F U N D * * *							
25,000.000							
160	55,751.73	54,888.28	15JUN11	16JUN11	1.000000		
55,000.000			863.45		.00		863.45
164	55,837.67	54,888.29	17JUN11	20JUN11	1.000000		
55,000.000			949.38		.00		949.38
168	27,338.76	27,489.05	30JUN11	01JUL11	1.000000		
27,500.000			-150.29		.00		-150.29
173	27,450.48	27,499.22	30JUN11	01JUL11	1.000000		
27,500.000			-48.74		.00		-48.74
193	55,608.00	55,016.81	21JUL11	22JUL11	1.000000		
55,000.000			591.19		.00		591.19
234	58,205.47	55,100.59	05AUG11	08AUG11	1.000000		
55,000.000			3,104.88		.00		3,104.88
244	59,569.51	55,667.85	09AUG11	11AUG11	1.000000		
55,000.000			3,901.66		.00		3,901.66
255	457,916.71	442,423.40	15AUG11	17AUG11	1.000000		
426,000.000			15,493.31		.00		15,493.31
912828QN3	TOTAL	927,658.64	25,349.93 L				25,349.93 L
912828QP8	US TREASURY N/B	05/16 1 7 31/MAY/2016	1.750	21JUL11	22JUL11	1.000000	
189	121,504.69	120,750.00	754.69		.00		754.69
120,000.000							
224	555,422.97	545,300.79	02AUG11	03AUG11	1.000000		
542,000.000			10,122.18		.00		10,122.18



US28  
USD

ANNUAL

THE SKILLMAN FOUNDATION  
SKILLMAN - JP MORGAN INVT MGMT INC  
SUMMARY REALIZED GAIN/LOSS REPORT  
JANUARY 1, 2011 TO DECEMBER 31, 2011

PAGE 11  
AS-OF DATE: 31DEC11

ASSET ID	SECURITY DESCRIPTION	MAT DATE	MAT RATE	TRD DT	STL DT	SELL RATE	NET SECTY GN/LS
SH SELL/BTC	LOT	PRINCIPAL NET	COST	SECTY GN/LS	CURR GN/LS		
SHARES/PAR							
* * * I D C O S T F U N D * * *							
912828QP8	TOTAL	676,927.66	666,050.79	10,876.87 L			10,876.87 L
912828QQ6	US TREASURY N/B	05/18 2.3	31/MAY/2018 2.375	07JUL11	08JUL11	1.000000	
177		363,083.44	369,660.00	-6,576.56		.00	-6,576.56
366,000.000							
912828QT0	US TREASURY N/B	06/18 2.3	30/JUN/2018 2.375	08SEP11	09SEP11	1.000000	
305		464,663.59	436,603.72	28,059.87		.00	28,059.87
436,000.000							
912828QU7	US TREASURY N/B	07/14 0.6	15/JUL/2014 0.625	30AUG11	31AUG11	1.000000	
282		729,090.63	724,567.93	4,522.70		.00	4,522.70
724,000.000							
912828QX1	US TREASURY N/B	07/16 1.5	31/JUL/2016 1.500	09SEP11	12SEP11	1.000000	
308		545,941.41	535,300.00	10,641.41		.00	10,641.41
530,000.000							
912828RB8	US TREASURY N/B	08/14 0.5	15/AUG/2014 0.500	19SEP11	20SEP11	1.000000	
317		709,543.94	707,203.13	2,340.81		.00	2,340.81
705,000.000							
912828RC6	US TREASURY N/B	08/21 2.1	15/AUG/2021 2.125	17AUG11	18AUG11	1.000000	
261		21,788.59	21,641.64	146.95		.00	146.95
22,000.000							
	274	56,855.27	56,071.52	23AUG11	25AUG11	1.000000	
57,000.000				783.75		.00	783.75
	346	56,342.77	54,104.10	05OCT11	06OCT11	1.000000	
55,000.000				2,238.67		.00	2,238.67
	357	16,924.96	16,723.09	19OCT11	20OCT11	1.000000	
17,000.000				201.87		.00	201.87
	407	60,752.34	59,022.66	18NOV11	21NOV11	1.000000	
60,000.000				1,729.68		.00	1,729.68
	417	348,895.31	340,337.36	22NOV11	23NOV11	1.000000	
343,000.000				8,557.95		.00	8,557.95

US28  
USD

ANNUAL

THE SKILLMAN FOUNDATION  
SKILLMAN - JP MORGAN INVT MGMT INC  
SUMMARY REALIZED GAIN/LOSS REPORT  
JANUARY 1, 2011 TO DECEMBER 31, 2011PAGE: 12  
AS-OF DATE: 31DEC11

ASSET ID	SECURITY DESCRIPTION	MAT DATE	MAT RATE	TRD DT	STL DT	SELL RATE	NET
SH SELL/BTC	LOT	PRINCIPAL NET	COST	SECTY GN/LS	CURR GN/LS	GN/LS	SECTY GN/LS
SHARES/PAR							
*** ID COST FUND ***							
912828RC6	TOTAL	561,559.24	547,900.37	13,658.87 L			13,658.87 L
912828RE2	US TREASURY N/B	08/18 1.5	31/AUG/2018 1.500	05OCT11	06OCT11	1.000000	
349		483,640.32	481,982.18	1,658.14		.00	1,658.14
479,000	000						
912828RP9	US TREASURY N/B	08/16 1	31/AUG/2016 1.000	04OCT11	05OCT11	1.000000	
343		568,310.55	567,905.16	405.39		.00	405.39
565,000	000						
912828RG7	US TREASURY N/B	09/14 0.2	15/SEP/2014 0.250	16NOV11	17NOV11	1.000000	
403		685,903.75	687,247.50	-1,343.75		.00	-1,343.75
688,000	000						
912828RH5	US TREASURY N/B	09/18 1.3	30/SEP/2018 1.375	03NOV11	04NOV11	1.000000	
379		472,863.52	477,000.00	-4,136.48		.00	-4,136.48
477,000	000						
912828RJ1	US TREASURY N/B	09/16 1	30/SEP/2016 1.000	21NOV11	21NOV11	1.000000	
411		31,191.33	31,155.00	36.33		.00	36.33
31,000.000							
	447	548,023.05	547,637.50	06DEC11	07DEC11	1.000000	
545,000	000			385.55		.00	385.55
912828RJ1	TOTAL	579,214.38	578,792.50	421.88 L			421.88 L
912828RQ5	US TREASURY N/B	11/14 0.3	15/NOV/2014 0.375	21DEC11	22DEC11	1.000000	
467		648,949.29	649,000.00	-50.71		.00	-50.71
649,000.000							
912828RR3	US TREASURY N/B	11/21 2.	15/NOV/2021 2.000	02DEC11	05DEC11	1.000000	
440		69,245.32	70,333.59	-1,088.27		.00	-1,088.27
70,000	000						
912828RU6	US TREASURY N/B	11/16 0.8	30/NOV/2016 0.875	29DEC11	30DEC11	1.000000	
506		41,993.44	41,895.00	98.44		.00	98.44
42,000	000						

US28  
USD

ANNUAL

THE SKILLMAN FOUNDATION  
SKILLMAN - JP MORGAN INVT MGMT INC  
SUMMARY REALIZED GAIN/LOSS REPORT  
JANUARY 1, 2011 TO DECEMBER 31, 2011

PAGE 13  
AS-OF DATE: 31DEC11

ASSET ID	SECURITY DESCRIPTION	MAT DATE	MAT RATE	TRD DT	STL DT	SKILL RATE	
SH SELL/BTC	LOT		COST	SECTY GN/LS		CURR GN/LS	NET SECTY GN/LS
	SHARES/PAR						
		***	ID	COST	FUND	***	
USD TOTAL	21,123,984.13	20,984,392.78		139,591.35 L			139,591.35 L
FIXED INCOME TOTAL	21,123,984.13	20,984,392.78		139,591.35 L			139,591.35 L

US28  
USD

ANNUAL

THE SKILLMAN FOUNDATION  
SKILLMAN - JP MORGAN INVT MGMT INC  
SUMMARY REALIZED GAIN/LOSS REPORT  
JANUARY 1, 2011 TO DECEMBER 31, 2011

PAGE: 14  
AS-OF DATE: 31DEC11

FUND TOTAL GAINS		SEC GAIN	CURR GAIN	TOTAL GAIN
GROSS GAINS				
	FIXED INCOME	214,885.20 L	.00 L	214,885.20 L
	FUND TOTAL	214,885.20 L	.00 L	214,885.20 L

US28  
USD

ANNUAL

THE SKILLMAN FOUNDATION  
SKILLMAN - JP MORGAN INVT MGMT INC  
SUMMARY REALIZED GAIN/LOSS REPORT  
JANUARY 1, 2011 TO DECEMBER 31, 2011

PAGE. 15  
AS-OF DATE. 31DEC11

FUND TOTAL LOSSES		SEC LOSS	CURR LOSS	TOTAL LOSS
GROSS LOSSES				
	FIXED INCOME	-75,293.85 L	.00 L	-75,293.85 L
	FUND TOTAL	-75,293.85 L	.00 L	-75,293.85 L

US28  
USD

ANNUAL

THE SKILLMAN FOUNDATION  
SKILLMAN - JP MORGAN INVT MGMT INC  
SUMMARY REALIZED GAIN/LOSS REPORT  
JANUARY 1, 2011 TO DECEMBER 31, 2011

PAGE: 16  
AS-OF DATE: 31DEC11

FUND GAINS/LOSSES		SEC GN/LS	CURR GN/L	TOTAL GN/L
NET GAINS/LOSSES				
	FIXED INCOME	139,591.35 L	.00 L	139,591.35 L
	FUND TOTAL	139,591.35 L	.00 L	139,591.35 L

US28  
USD

ANNUAL

THE SKILLMAN FOUNDATION  
SKILLMAN - JP MORGAN INVT MGMT INC  
SUMMARY REALIZED GAIN/LOSS REPORT  
JANUARY 1, 2011 TO DECEMBER 31, 2011

PAGE: 17  
AS-OF DATE: 31DEC11

FUND TOTALS	BASE PRINCIPAL NET	BASE COST	SHARES	# OF TRANSACTIONS
FIXED INCOME	21,123,984.13	20,984,392.78	20,882,000.000	128
	=====	=====	=====	=====
TOTAL	21,123,984.13	20,984,392.78	20,882,000.000	128

**ANNUAL**

PAGE: 1  
AS-OF DATE: 31DEC11

ASSET ID	SECURITY DESCRIPTION	MAT DATE	MAT RATE	TRD DT	STL DT	SELL RATE	NET SECTY
SH SELL/BTC	LOT	PRINCIPAL NET	COST	SECTY GN/LS	CURR GN/LS	GN/LS	GN/LS
SHARES/PAR							
***** I D C O S T F U N D * * * *							
-----							
EQUITY							
-----							
315995969	FIA TIMBER PARTNERS			31MAR11	31MAR11	1.000000	
	413	100,008.98	257,290.88	-157,281.90		.00	-157,281.90
	100,008.980						
	421	1,141,640.92	2,937,074.26	-1,795,433.34	27JUN11	1.000000	-1,795,433.34
	1,141,640.920					.00	
315995969	TOTAL	1,241,649.90	3,194,365.14	-1,952,715.24 L			-1,952,715.24 L
-----							
48660Q912	KAYNE ANDERSON ENERGY FID IV LP			14JAN11	14JAN11	1.000000	
	407	183,158.00	301,905.44	-118,747.44		.00	-118,747.44
	202,527.307						
	411	257,115.00	383,278.77	-126,163.77	08FEB11	1.000000	-126,163.77
	257,115.000					.00	
	420	282,821.00	421,598.44	-138,777.44	21JUN11	1.000000	-138,777.44
	282,821.000					.00	
	424	349,209.00	520,562.37	-171,353.37	08SEP11	1.000000	-171,353.37
	349,209.000					.00	
	435	658,443.00	917,275.67	-258,832.67	14NOV11	1.000000	-258,832.67
	658,443.000					.00	
	436	327,643.00	377,671.24	-50,028.24	02DEC11	1.000000	-50,028.24
	327,643.000					.00	
48660Q912	TOTAL	2,058,389.00	2,922,291.93	-863,902.93 L			-863,902.93 L



**ANNUAL**

PAGE: 2  
AS-OF DATE: 31DEC11

ASSET ID	SECURITY DESCRIPTION	MAT DATE	MAT RATE	TRD DT	STL DT	SELL RATE	
SH SELL/BTC	LOT	PRINCIPAL NET	COST	SECTY GN/LS	CURR GN/LS	NET SECTY	GN/LS
SHARES/PAR							
* * * I D C O S T F U N D * * *							
48699B928	KAYNE ANDERSON ENERGY FUND III			07FEB11	07FEB11	1.000000	
410	296,072.00		8,215.22	287,856.78		.00	287,856.78
296,072.000							
				07APR11	07APR11	1.000000	
414	198,380.00		5,504.53	192,875.47		.00	192,875.47
198,380.000							
				27OCT11	27OCT11	1.000000	
432	170,247.00		4,723.91	165,523.09		.00	165,523.09
170,247.000							
48699B928	TOTAL	664,699.00	18,443.66	646,255.34 L			646,255.34 L
-----							
58999F966	MERIT ENERGY PARTNERS F II LP			14JAN11	14JAN11	1.000000	
406	128,185.00		159,856.26	-31,671.26		.00	-31,671.26
123,672.917							
				15SEP11	15SEP11	1.000000	
425	129,327.00		167,164.57	-37,837.57		.00	-37,837.57
129,327.000							
58999F966	TOTAL	257,512.00	327,020.83	-69,508.83 L			-69,508.83 L
-----							
74899G954	QUANTUM ENERGY PARTNERS IV LP	QUANTUM IV		08DEC11	08DEC11	1.000000	
437	93,362.47		20,877.39	72,485.08		.00	72,485.08
93,362.470							
USD TOTAL	4,315,612.37	6,482,998.95	-2,167,386.58 L				-2,167,386.58 L
-----							
EQUITY TOTAL	4,315,612.37	6,482,998.95	-2,167,386.58 L				-2,167,386.58 L

US29  
USD

ANNUAL

THE SKILLMAN FOUNDATION  
SKILLMAN - NATURAL RESOURCES  
SUMMARY REALIZED GAIN/LOSS REPORT  
JANUARY 1, 2011 TO DECEMBER 31, 2011

PAGE: 3  
AS-OF DATE: 31DEC11

FUND TOTAL GAINS	SEC GAIN	CURR GAIN	TOTAL GAIN
GROSS GAINS			
EQUITY	718,740.42 L	.00 L	718,740.42 L
FUND TOTAL	718,740.42 L	.00 L	718,740.42 L

US29  
USD

ANNUAL

THE SKILLMAN FOUNDATION  
SKILLMAN - NATURAL RESOURCES  
SUMMARY REALIZED GAIN/LOSS REPORT  
JANUARY 1, 2011 TO DECEMBER 31, 2011

PAGE: 4  
AS-OF DATE: 31DEC11

FUND TOTAL LOSSES		SEC LOSS	CURR LOSS	TOTAL LOSS
GROSS LOSSES				
	EQUITY	-2,886,127.00 L	00 L	-2,886,127.00 L
	FUND TOTAL	-2,886,127.00 L	.00 L	-2,886,127.00 L

US29      ANNUAL  
USD

THE SKILLMAN FOUNDATION  
SKILLMAN - NATURAL RESOURCES  
SUMMARY REALIZED GAIN/LOSS REPORT  
JANUARY 1, 2011 TO DECEMBER 31, 2011

PAGE 5  
AS-OF DATE: 31DEC11

FUND GAINS/LOSSES		SEC GN/LS	CURR GN/L	TOTAL GN/L
NET GAINS/LOSSES				
EQUITY		-2,167,386.58 L	.00 L	-2,167,386.58 L
FUND TOTAL		-2,167,386.58 L	00 L	-2,167,386.58 L

US29  
USD

ANNUAL

THE SKILLMAN FOUNDATION  
SKILLMAN - NATURAL RESOURCES  
SUMMARY REALIZED GAIN/LOSS REPORT  
JANUARY 1, 2011 TO DECEMBER 31, 2011

PAGE. 6  
AS-OF DATE: 31DEC11

FUND TOTALS	BASE PRINCIPAL NET	BASE COST	SHARES	# OF TRANSACTIONS
EQUITY	4,315,612.37	6,482,998.95	4,330,469.594	14
TOTAL	4,315,612.37	6,482,998.95	4,330,469.594	14

US30  
USD

ANNUAL

THE SKILLMAN FOUNDATION  
SKILLMAN - WILLIAM BLAIR & COMPANY  
SUMMARY REALIZED GAIN/LOSS REPORT  
JANUARY 1, 2011 TO DECEMBER 31, 2011

PAGE. 1  
AS-OF DATE: 31DEC11

ASSET ID	SECURITY DESCRIPTION	MAT DATE	MAT RATE	TRD DT	STL DT	SELL RATE	NET SECTY GN/LS
SH SKIL/BTC	LOT LOCAL PRINCIPAL NET	LOCAL COST	LOCAL SECTY GN/LS	GN/LS	GN/LS	GN/LS	GN/LS
SHARES/PAR	BASE PRINCIPAL NET	BASE COST	BASE SECTY GN/LS	BASE SECTY GN/LS	BASE CURR GN/LS	BASE CURR GN/LS	NET BAS SECTY GN/LS
* * * A V E R A G E F U N D * * *							

FOREIGN CASH

** BRAZILIAN REAL **							
BRL	BRAZILIAN REAL			22MAR11	22MAR11	1.663700	
	690	564.00	564.00	.00			.00
	564.000	339.00	335.74	.00		3 26	3.26
BRL TOTAL		564.00	564.00	.00			.00
-----		339.00	335.74	.00		3 26	3.26
** SWISS FRANC **							
CHF	SWISS FRANC			23AUG11	23AUG11	0.789150	
	703	7,950.08	7,950.08	.00			.00
	7,950.080	10,074.23	10,174.14	.00		-99.91	-99 91
CHF TOTAL		7,950.08	7,950 08	.00			.00
-----		10,074.23	10,174.14	.00		-99.91	-99 91
** EURO CURRENCY **							
** INTERNATIONAL **							
EUR	EURO CURRENCY			01MAR11	01MAR11	0.723118	
	687	13.20	13.20	.00			.00
	13.200	18.25	17 92	.00		.33	.33
	705	43.97	43.97	.00			.00
	43.970	59 95	60.61	.00		-.66	-.66
INTERNATIONAL TOTAL		57.17	57 17	.00			.00
-----		78.20	78.53	.00		-.33	-.33
		.00	.00	.00 L			.00 L
		.00	.00	.00 L		.00	.00 L
EUR TOTAL		57 17	57.17	.00			.00
-----		78.20	78 53	.00		-.33	-.33

US30  
USD

ANNUAL

THE SKILLMAN FOUNDATION  
SKILLMAN - WILLIAM BLAIR & COMPANY  
SUMMARY REALIZED GAIN/LOSS REPORT  
JANUARY 1, 2011 TO DECEMBER 31, 2011

PAGE 2  
AS-OF DATE, 31DEC11

ASSET ID	SECURITY DESCRIPTION			MAT DATE	MAT RATE	TRD DT	STL DT	SELL RATE	NET SECTY GN/LS	
SH SELL/BTC	LOT	LOCAL	PRINCIPAL NET		LOCAL COST	LOCAL SECTY GN/LS			NET SECTY GN/LS	
	SHARES/PAR	BASE	PRINCIPAL NET		BASE COST	BASE SECTY GN/LS		BASE CURR GN/LS	NET BAS SECTY GN/LS	
*** AVERAGE FUND ***										
** POUND STERLING **										
GBP	POUND STERLING					17MAY11	17MAY11	0.616827		
	694		.28		.28	.00				.00
	.280		.45		.46	.00		-.01		-.01
						31MAY11	31MAY11	0.607552		
	696		.56		.56	.00				.00
	.560		.92		.90	.00		.02		.02
						01NOV11	01NOV11	0.627176		
	711		.31		.31	.00				.00
	.310		.49		.48	.00		.01		.01
GBP TOTAL			1.15		1.15	.00				.00
-----			1.86		1.84	.00		.02		.02
FOREIGN CASH TOTAL										
-----			10,493.29		10,590.25	.00		-96.96		-96.96

US30  
USD

ANNUAL

THE SKILLMAN FOUNDATION  
SKILLMAN - WILLIAM BLAIR & COMPANY  
SUMMARY REALIZED GAIN/LOSS REPORT  
JANUARY 1, 2011 TO DECEMBER 31, 2011

PAGE. 3  
AS-OF DATE: 31DEC11

BRL BRAZILIAN REAL		LOCAL SEC GAIN BASE SEC GAIN	LOCAL CURR GAIN BASE CURR GAIN	LOCAL TOTAL GAIN BASE TOTAL GAIN
GROSS GAINS				
	FOREIGN CASH	.00 .00	.00 3.26	.00 3.26
	CURRENCY TOTAL	.00 .00	.00 3.26	.00 3.26



US30 ANNUAL  
USD

THE SKILLMAN FOUNDATION  
SKILLMAN - WILLIAM BLAIR & COMPANY  
SUMMARY REALIZED GAIN/LOSS REPORT  
JANUARY 1, 2011 TO DECEMBER 31, 2011

PAGE: 4  
AS-OF DATE: 31DEC11

BRL BRAZILIAN REAL		BASE SEC GN/LS	BASE CURR GN/L	BASE TOTAL GN/L
NET GAINS/LOSSES				
FOREIGN CASH		.00	3.26	3.26
CURRENCY TOTAL		.00	3.26	3.26

US30 ANNUAL  
USD

THE SKILLMAN FOUNDATION  
SKILLMAN - WILLIAM BLAIR & COMPANY  
SUMMARY REALIZED GAIN/LOSS REPORT  
JANUARY 1, 2011 TO DECEMBER 31, 2011

PAGE: 5  
AS-OF DATE: 31DEC11

CHF	SWISS FRANC	LOCAL SEC GAIN BASE SEC GAIN	LOCAL CURR GAIN BASE CURR GAIN	LOCAL TOTAL GAIN BASE TOTAL GAIN
GROSS LOSSES				
	FOREIGN CASH	.00 .00	.00 -99.91	.00 -99.91
	CURRENCY TOTAL	.00 .00	.00 -99.91	.00 -99.91

US10  
USD

ANNUAL

THE SKILLMAN FOUNDATION  
SKILLMAN - WILLIAM BLAIR & COMPANY  
SUMMARY REALIZED GAIN/LOSS REPORT  
JANUARY 1, 2011 TO DECEMBER 31, 2011

PAGE: 6  
AS-OF DATE: 31DEC11

CHF	SWISS FRANC	BASE SEC GN/LS	BASE CURR GN/L	BASE TOTAL GN/L
NET GAINS/LOSSES				
	FOREIGN CASH	.00	-99.91	-99.91
	CURRENCY TOTAL	.00	-99.91	-99.91

US30  
USD

ANNUAL

THE SKILLMAN FOUNDATION  
SKILLMAN - WILLIAM BLAIR & COMPANY  
SUMMARY REALIZED GAIN/LOSS REPORT  
JANUARY 1, 2011 TO DECEMBER 31, 2011

PAGE 7  
AS-OF DATE: 31DEC11

EUR EURO CURRENCY

LOCAL SEC GAIN  
BASE SEC GAIN

LOCAL CURR GAIN  
BASE CURR GAIN

LOCAL TOTAL GAIN  
BASE TOTAL GAIN

GROSS GAINS

FOREIGN CASH

.00  
.00

.00  
.33

.00  
.33

CURRENCY TOTAL

.00  
.00

.00  
.33

.00  
.33

US30 ANNUAL  
USD

THE SKILLMAN FOUNDATION  
SKILLMAN - WILLIAM BLAIR & COMPANY  
SUMMARY REALIZED GAIN/LOSS REPORT  
JANUARY 1, 2011 TO DECEMBER 31, 2011

PAGE 8  
AS-OF DATE: 31DEC11

EUR EURO CURRENCY		LOCAL SEC GAIN BASE SEC GAIN	LOCAL CURR GAIN BASE CURR GAIN	LOCAL TOTAL GAIN BASE TOTAL GAIN
GROSS LOSSES				
	FOREIGN CASH	.00 .00	.00 -.66	.00 -.66
	CURRENCY TOTAL	.00 .00	.00 -.66	.00 -.66

US30  
USD

ANNUAL

THE SKILLMAN FOUNDATION  
SKILLMAN - WILLIAM BLAIR & COMPANY  
SUMMARY REALIZED GAIN/LOSS REPORT  
JANUARY 1, 2011 TO DECEMBER 31, 2011

PAGE 9  
AS-OF DATE: 31DEC11

EUR	EURO CURRENCY	BASE SEC GN/LS	BASE CURR GN/L	BASE TOTAL GN/L
NET GAINS/LOSSES				
	FOREIGN CASH	.00	-.33	-.33
	CURRENCY TOTAL	.00	-.33	-.33

US30  
USD

ANNUAL

THE SKILLMAN FOUNDATION  
SKILLMAN - WILLIAM BLAIR & COMPANY  
SUMMARY REALIZED GAIN/LOSS REPORT  
JANUARY 1, 2011 TO DECEMBER 31, 2011

PAGE: 10  
AS-OF DATE: 31DEC11

GBP POUND STERLING		LOCAL SEC GAIN BASE SEC GAIN	LOCAL CURR GAIN BASE CURR GAIN	LOCAL TOTAL GAIN BASE TOTAL GAIN
GROSS GAINS				
	FOREIGN CASH	.00 .00	.00 .03	.00 .03
	CURRENCY TOTAL	.00 00	.00 .03	.00 .03

US30  
USD

ANNUAL

THE SKILLMAN FOUNDATION  
SKILLMAN - WILLIAM BLAIR & COMPANY  
SUMMARY REALIZED GAIN/LOSS REPORT  
JANUARY 1, 2011 TO DECEMBER 31, 2011

PAGE: 11  
AS-OF DATE: 31DEC11

GBP POUND STERLING

LOCAL SEC GAIN  
BASE SEC GAIN

LOCAL CURR GAIN  
BASE CURR GAIN

LOCAL TOTAL GAIN  
BASE TOTAL GAIN

GROSS LOSSES

FOREIGN CASH

.00  
.00

.00  
-.01

.00  
-.01

CURRENCY TOTAL

.00  
.00

.00  
-.01

.00  
-.01



US30  
USD

ANNUAL

THE SKILLMAN FOUNDATION  
SKILLMAN - WILLIAM BLAIR & COMPANY  
SUMMARY REALIZED GAIN/LOSS REPORT  
JANUARY 1, 2011 TO DECEMBER 31, 2011

PAGE: 12  
AS-OF DATE: 31DEC11

GBP	POUND STERLING	BASE SEC GN/Ls	BASE CURR GN/L	BASE TOTAL GN/L
NET GAINS/LOSSES				
	FOREIGN CASH	.00	.02	.02
	CURRENCY TOTAL	.00	.02	.02

US30  
USD

ANNUAL

THE SKILLMAN FOUNDATION  
SKILLMAN - WILLIAM BLAIR & COMPANY  
SUMMARY REALIZED GAIN/LOSS REPORT  
JANUARY 1, 2011 TO DECEMBER 31, 2011

PAGE. 13  
AS-OF DATE: 31DEC11

FUND TOTAL GAINS	BASE SEC GAIN	BASE CURR GAIN	BASE TOTAL GAIN
GROSS GAINS			
FOREIGN CASH	.00	3.62	3.62
FUND TOTAL	00	3.62	3.62

US30 ANNUAL  
USD

THE SKILLMAN FOUNDATION  
SKILLMAN - WILLIAM BLAIR & COMPANY  
SUMMARY REALIZED GAIN/LOSS REPORT  
JANUARY 1, 2011 TO DECEMBER 31, 2011

PAGE- 14  
AS-OF DATE: 31DEC11

FUND TOTAL LOSSES		BASE SEC LOSS	BASE CURR LOSS	BASE TOTAL LOSS
GROSS LOSSES				
	FOREIGN CASH	.00	-100.58	-100.58
	FUND TOTAL	00	-100.58	-100.58

US30  
USD

ANNUAL

THE SKILLMAN FOUNDATION  
SKILLMAN - WILLIAM BLAIR & COMPANY  
SUMMARY REALIZED GAIN/LOSS REPORT  
JANUARY 1, 2011 TO DECEMBER 31, 2011

PAGE: 15  
AS-OF DATE: 31DEC11

FUND GAINS/LOSSES		BASE SEC GN/LS	BASE CURR GN/L	BASE TOTAL GN/L
NET GAINS/LOSSES				
	FOREIGN CASH	.00	-96.96	-96.96
	FUND TOTAL	.00	-96.96	-96.96

US30  
USD

ANNUAL

THE SKILLMAN FOUNDATION  
SKILLMAN - WILLIAM BLAIR & COMPANY  
SUMMARY REALIZED GAIN/LOSS REPORT  
JANUARY 1, 2011 TO DECEMBER 31, 2011

PAGE 16  
AS-OF DATE. 31DEC11

FUND TOTALS	BASE PRINCIPAL NET	BASE COST	SHARES	# OF TRANSACTIONS
FOREIGN CASH	10,493.29	10,590.25	8,572.400	7
TOTAL	10,493.29	10,590.25	8,572.400	7

RUN DATE: 01FEB12

US31  
USD

ANNUAL

THE SKILLMAN FOUNDATION  
SKILLMAN - REAL ESTATE FUND  
SUMMARY REALIZED GAIN/LOSS REPORT  
JANUARY 1, 2011 TO DECEMBER 31, 2011PAGE 1  
AS-OF DATE: 31DEC11

ASSET ID	SECURITY DESCRIPTION	MAT DATE	MAT RATE	TRD DT	STL DT	SELL RATE	NET SECTY GN/LS
SH SELL/BTC	LOT LOCAL PRINCIPAL NET	LOCAL COST	LOCAL SECTY GN/LS				
SHARES/PAR	BASE PRINCIPAL NET	BASE COST	BASE SECTY GN/LS				
		* * * I D C O S T F U N D * * *					

## EQUITY

** US DOLLAR **							
26599D939	DUNE REAL ESTATE PARALLEL FUND PARALLEL FUND	29JUN11	29JUN11	1.000000			
225	8,214.00	19,197.25	-10,983.25	.00		-10,983.25	
12,487.135							
226	37,494.00	87,628.63	-50,134.63	.00		-50,134.63	
56,999.348							
228	746,268.00	1,147,283.98	-401,015.98	.00		-401,015.98	
746,268.000							
26599D939	TOTAL			.00		-462,133.86 L	
	791,976.00	1,254,109.86	-462,133.86 L				
81499J940	SECURITY CAPITAL PREF GROWTH	01APR11	01APR11	1.000000			
221	49,157.75	128,074.51	-78,916.76	.00		-78,916.76	
3,658.006							
CXL 221	-49,157.75	-128,074.51	78,916.76	.00		78,916.76	
-3,658.006							
81499J940	TOTAL			.00		.00 L	
	.00	.00	.00 L				
85299K908	SQUARE MILE PARTNERS III TE LP	14JUN11	14JUN11	1.000000			
224	164,333.00	189,125.98	-24,792.98	.00		-24,792.98	
164,333.000							
229	286,350.00	329,551.74	-43,201.74	.00		-43,201.74	
286,350.000							
231	420,288.00	483,697.02	-63,409.02	.00		-63,409.02	
420,288.000							
233	73,676.00	84,791.53	-11,115.53	.00		-11,115.53	
73,676.000							
			06DEC11	06DEC11	1.000000		

US31 ANNUAL  
USD

THE SKILLMAN FOUNDATION  
SKILLMAN - REAL ESTATE FUND  
SUMMARY REALIZED GAIN/LOSS REPORT  
JANUARY 1, 2011 TO DECEMBER 31, 2011

PAGE 2  
AS-OF DATE: 31DEC11

ASSET ID	SECURITY DESCRIPTION	MAT DATE	MAT RATE	TRD DT	STL DT	SELL RATE	NET SECTY GN/LS
SH SELL/BTC	LOT LOCAL PRINCIPAL NET	LOCAL COST	LOCAL SECTY GN/LS	BASE SECTY GN/LS	BASE CURR GN/LS	NET BAS SECTY GN/LS	
SHARES/PAR	BASE PRINCIPAL NET	BASE COST	*** I D C O S T F U N D ***				
234	428,361 00	480,957.73	-52,596 73			.00	-52,596.73
428,361 000							
237	196,237.00	196,237.00	29DEC11 .00	29DEC11	1.000000	.00	.00
196,237.000							
85299K908	TOTAL	196,237.00	196,237.00	00	.00	.00	.00
	1,373,008.00	1,568,124.00	-195,116.00 L	.00	-195,116 00 L		
97999B997	WOODBURN REAL EST SEC FD LP	SIDE POCKET	02MAY11	02MAY11	1.000000	.00	-111,316 15
222	55,287 70	166,603.85	-111,316.15				
55,287.700							
USD TOTAL	196,237 00	196,237.00	.00	.00	.00	.00	.00
	2,220,271 70	2,988,837.71	-768,566.01 L	00	-768,566.01 L		
EQUITY TOTAL	196,237.00	196,237.00	.00	.00	.00	.00	.00
	2,220,271 70	2,988,837.71	-768,566.01 L	.00	-768,566.01 L		

US31 ANNUAL  
USD

THE SKILLMAN FOUNDATION  
SKILLMAN - REAL ESTATE FUND  
SUMMARY REALIZED GAIN/LOSS REPORT  
JANUARY 1, 2011 TO DECEMBER 31, 2011

PAGE: 3  
AS-OF DATE: 31DEC11

USD	US DOLLAR	BASE SEC LOSS	BASE CURR LOSS	BASE TOTAL LOSS
GROSS LOSSES				
	EQUITY	-768,566.01 L	00 L	-768,566.01 L
	CURRENCY TOTAL	-768,566.01 L	.00 L	-768,566.01 L



US31 ANNUAL  
USD

THE SKILLMAN FOUNDATION  
SKILLMAN - REAL ESTATE FUND  
SUMMARY REALIZED GAIN/LOSS REPORT  
JANUARY 1, 2011 TO DECEMBER 31, 2011

PAGE: 4  
AS-OF DATE: 31DEC11

USD	US DOLLAR	BASE SEC GN/LS	BASE CURR GN/L	BASE TOTAL GN/L
NET GAINS/LOSSES				
	EQUITY	-768,566.01 L	.00 L	-768,566.01 L
	CURRENCY TOTAL	-768,566.01 L	00 L	-768,566.01 L

US31 ANNUAL  
USD

THE SKILLMAN FOUNDATION  
SKILLMAN - REAL ESTATE FUND  
SUMMARY REALIZED GAIN/LOSS REPORT  
JANUARY 1, 2011 TO DECEMBER 31, 2011

PAGE 5  
AS-OF DATE: 31DEC11

FUND TOTAL LOSSES		BASE SEC LOSS	BASE CURR LOSS	BASE TOTAL LOSS
GROSS LOSSES				
	EQUITY	-768,566.01 L	.00 L	-768,566.01 L
	FUND TOTAL	-768,566.01 L	.00 L	-768,566.01 L

US31  
USD

ANNUAL

THE SKILLMAN FOUNDATION  
SKILLMAN - REAL ESTATE FUND  
SUMMARY REALIZED GAIN/LOSS REPORT  
JANUARY 1, 2011 TO DECEMBER 31, 2011

PAGE: 6  
AS-OF DATE: 31DEC11

FUND GAINS/LOSSES		BASE SEC GN/LS	BASE CURR GN/L	BASE TOTAL GN/L
NET GAINS/LOSSES				
	EQUITY	-768,566.01 L	.00 L	-768,566.01 L
	FUND TOTAL	-768,566.01 L	.00 L	-768,566.01 L

US31  
USD

ANNUAL

THE SKILLMAN FOUNDATION  
SKILLMAN - REAL ESTATE FUND  
SUMMARY REALIZED GAIN/LOSS REPORT  
JANUARY 1, 2011 TO DECEMBER 31, 2011

PAGE 7  
AS-OF DATE 31DEC11

FUND TOTALS	BASE PRINCIPAL NET	BASE COST	SHARES	# OF TRANSACTIONS
EQUITY	2,416,508.70	3,185,074.71	2,440,287.183	12
	=====	=====	=====	=====
TOTAL	2,416,508.70	3,185,074.71	2,440,287.183	12

RUN DATE. 01FEB12

US32  
USD

ANNUAL

SKILLMAN - WORLD ASSET MANG.  
WORLD ASSET MANAGEMENT  
SUMMARY REALIZED GAIN/LOSS REPORT  
JANUARY 1, 2011 TO DECEMBER 31, 2011

PAGE: 1  
AS-OF DATE: 31DEC11

ASSET ID	SECURITY DESCRIPTION	MAT DATE	MAT RATE	TRD DT	STL DT	SELL RATE	NET SECTY GN/LS
SH SELL/BTC	LOT		COST	SECTY GN/LS		CURR GN/LS	
SHARES/PAR	PRINCIPAL NET						
* * * I D C O S T F U N D * * *							
EQUITY							
ACI00J722	COMMERCIA LARGE CAP INDEX NL	MUTUAL FUND		14OCT11	14OCT11	1.000000	
316	8,000,000.00	8,898,426.33		-898,426.33		00	-898,426.33
48,150.654							
20099G963	COMERICA S + P 500 584	COLLECTIVE FUND		01FEB11	01FEB11	1.000000	
293	16,404,560.40	16,430,407.14		-25,846.74		.00	-25,846.74
88,767.414							
78462F103	SPDR S+P 500 ETF TRUST	SPDR S+P 500 ETF TRUST		01FEB11	01FEB11	1.000000	
295	4,292,194.21	3,712,245.68		579,948.53		00	579,948.53
32,830.000							
USD TOTAL	28,696,754.61	29,041,079.15		-344,324.54 L			-344,324.54 L
EQUITY TOTAL	28,696,754.61	29,041,079.15		-344,324.54 L			-344,324.54 L

US32  
USD

ANNUAL

SKILLMAN - WORLD ASSET MANG.  
WORLD ASSET MANAGEMENT  
SUMMARY REALIZED GAIN/LOSS REPORT  
JANUARY 1, 2011 TO DECEMBER 31, 2011

PAGE: 2  
AS-OF DATE: 31DEC11

FUND TOTAL GAINS		SEC GAIN	CURR GAIN	TOTAL GAIN
GROSS GAINS				
	EQUITY	579,948.53 L	.00 L	579,948.53 L
	FUND TOTAL	579,948.53 L	.00 L	579,948.53 L

US32  
USD

ANNUAL

SKILLMAN - WORLD ASSET MANG  
WORLD ASSET MANAGEMENT  
SUMMARY REALIZED GAIN/LOSS REPORT  
JANUARY 1, 2011 TO DECEMBER 31, 2011

PAGE 3  
AS-OF DATE: 31DEC11

FUND TOTAL LOSSES		SEC LOSS	CURR LOSS	TOTAL LOSS
GROSS LOSSES				
	EQUITY	-924,273.07 L	.00 L	-924,273.07 L
	FUND TOTAL	-924,273.07 L	.00 L	-924,273.07 L

US32  
USD

ANNUAL

SKILLMAN - WORLD ASSET MANG.  
WORLD ASSET MANAGEMENT  
SUMMARY REALIZED GAIN/LOSS REPORT  
JANUARY 1, 2011 TO DECEMBER 31, 2011

PAGE. 4  
AS-OP DATE: 31DEC11

FUND GAINS/LOSSES		SEC GN/LS	CURR GN/L	TOTAL GN/L
NET GAINS/LOSSES				
	EQUITY	-344,324.54 L	.00 L	-344,324.54 L
	FUND TOTAL	-344,324.54 L	.00 L	-344,324.54 L



US32  
USD

ANNUAL

SKILLMAN - WORLD ASSET MANG.  
WORLD ASSET MANAGEMENT  
SUMMARY REALIZED GAIN/LOSS REPORT  
JANUARY 1, 2011 TO DECEMBER 31, 2011

PAGE. 5  
AS-OF DATE: 31DEC11

FUND TOTALS	BASE PRINCIPAL NET	BASE COST	SHARES	# OF TRANSACTIONS
EQUITY	28,696,754.61	29,041,079.15	169,748.068	3
TOTAL	28,696,754.61	29,041,079.15	169,748.068	3

US33 ANNUAL  
USD

THE SKILLMAN FOUNDATION  
STW FIXED INCOME MANAGEMENT  
SUMMARY REALIZED GAIN/LOSS REPORT  
JANUARY 1, 2011 TO DECEMBER 31, 2011

PAGE: 1  
AS-OF DATE: 31DEC11

ASSET ID	SECURITY DESCRIPTION	MAT DATE	MAT RATE	TRD DT	STL DT	SELL RATE	NET SECTY GN/LS
SH SELL/BTC	LOT	PRINCIPAL NET	COST	SECTY GN/LS	CURR GN/LS		
SHARES/PAR							
*** ID COST FUND ***							
FIXED INCOME							
020012AE0	ALLSTATE FINL GLOBAL SR SECURE	06/14/2011	6.500	14JUN11	14JUN11	1.000000	
469	300,000.00	321,582.00		-21,582.00		.00	-21,582.00
300,000.000							
02584PAB0	AMER EXPRESS TRAVEL SR UNSECU	11/21/2011	5.250	03OCT11	06OCT11	1.000000	
593	245,459.12	218,444.12		27,015.00		.00	27,015.00
244,000.000							
03523TAR9	ANHEUSER BUSCH INBEV COMPANY G	03/26/2013	2.500	28MAR11	31MAR11	1.000000	
418	510,300.00	511,720.00		-1,420.00		.00	-1,420.00
500,000.000							
03523TBD9	ANHEUSER BUSCH INBEV COMPANY G	01/15/2014	7.200	20JUN11	20JUN11	1.000000	
475	509,409.30	507,286.65		2,122.65		.00	2,122.65
445,000.000							
05522RCB2	BANK OF AMERICA CRED BACCT 200	12/16/2013	1.000	15JUL11	15JUL11	1.000000	
490	600,000.00	578,156.25		21,843.75		.00	21,843.75
600,000.000							
05531FAC7	BB&T CORPORATION SR UNSECU	07/27/2012	3.850	28FEB11	03MAR11	1.000000	
396	648,431.25	629,381.25		19,050.00		.00	19,050.00
625,000.000							
060505DJ0	BANK OF AMERICA CORP SR UNSECU	09/11/2012	1.000	04JAN11	07JAN11	1.000000	
350	496,993.00	409,870.00		87,123.00		.00	87,123.00
500,000.000							
067901AE8	BARRICK GOLD CORP 05/14 FIX	05/30/2014	1.750	03NOV11	08NOV11	1.000000	
635	91,203.30	89,892.90		1,310.40		.00	1,310.40
90,000.000							
097023BB0	BOEING CO SR UNSECU	11/20/2012	1.875	03JAN11	06JAN11	1.000000	
339	254,505.00	249,212.50		5,292.50		.00	5,292.50
250,000.000							
12572QAD7	CME GROUP INC SR UNSECU	02/15/2014	5.750	03FEB11	08FEB11	1.000000	
383	278,167.50	264,842.50		13,325.00		.00	13,325.00
250,000.000							
				01NOV11	04NOV11	1.000000	
626	275,645.00	264,842.50		10,802.50		.00	10,802.50
250,000.000							

US33  
USD

ANNUAL

THE SKILLMAN FOUNDATION  
STW FIXED INCOME MANAGEMENT  
SUMMARY REALIZED GAIN/LOSS REPORT  
JANUARY 1, 2011 TO DECEMBER 31, 2011

PAGE. 2  
AS-OF DATE: 31DEC11

ASSET ID	SECURITY DESCRIPTION	MAT DATE	MAT RATE	TRD DT	STL DT	SELL RATE	NET
SH SELL/BTC	LOT	PRINCIPAL NET	COST	SECTY GN/LS	CURR GN/LS	GN/LS	SECTY GN/LS
SHARES/PAR							
* * * I D C O S T F U N D * * *							
12572QAD7	TOTAL	553,812.50	529,685.00	24,127.50 L			24,127.50 L
13974YAJ9	CAPITAL AUTO RECEIVA CARAT 200	10/15/2012	1.000	15NOV11	15NOV11	1.000000	
	653	18,576.90	17,424.62	1,152.28		.00	1,152.28
	18,576.970						
172967FE6	CITIGROUP INC	SR UNSECU 12/13/2013	6.000	15APR11	20APR11	1.000000	
	436	568,172.80	557,642.80	10,530.00		.00	10,530.00
	520,000.000						
20825CAM6	CONOCOPHILLIPS	COMPANY G 05/15/2013	4.400	03JAN11	06JAN11	1.000000	
	344	214,926.00	207,230.00	7,696.00		.00	7,696.00
	200,000.000						
2515A0NY5	DEUTSCHE BANK AG	LON SR UNSECU 05/20/2013	4.875	03JAN11	06JAN11	1.000000	
	340	321,483.00	297,870.00	23,613.00		.00	23,613.00
	300,000.000						
254683AG0	DISCOVER CARD MASTER DCENT 200	10/15/2013	5.100	15APR11	15APR11	1.000000	
	432	100,000.00	101,214.84	-1,214.84		.00	-1,214.84
	100,000.000						
260543BX0	DOW CHEMICAL CO/THE	SR UNSECU 05/15/2019	8.550	08MAR11	23MAR11	1.000000	
	411	467,913.75	470,940.00	-3,026.25		.00	-3,026.25
	375,000.000						
31398AYM8	PANNIE MAE	NOTES 08/ 08/10/2012	1.750	03JAN11	06JAN11	1.000000	
	342	381,947.25	378,256.12	3,691.13		.00	3,691.13
	375,000.000						
36962GK94	GENERAL ELEC CAP	COR SR UNSECU 09/15/2014	1.000	04MAY11	09MAY11	1.000000	
	445	290,486.70	277,427.22	13,059.48		.00	13,059.48
	294,000.000						
		09/15/2014	1.580	08FEB11	11FEB11	1.000000	
	387	344,505.80	286,488.13	58,017.67		.00	58,017.67
	351,000.000						
36962GK94	TOTAL	634,992.50	563,915.35	71,077.15 L			71,077.15 L

US33  
USD

ANNUAL

THE SKILLMAN FOUNDATION  
STW FIXED INCOME MANAGEMENT  
SUMMARY REALIZED GAIN/LOSS REPORT  
JANUARY 1, 2011 TO DECEMBER 31, 2011PAGE 3  
AS-OF DATE 31DEC11

ASSET ID	SECURITY DESCRIPTION	MAT DATE	MAT RATE	TRD DT	STL DT	SELL RATE	NET
SH SELL/BTC	LOT	PRINCIPAL NET	COST	SECTY GN/LS	CURR GN/LS	GN/LS	SECTY GN/LS
SHARES/PAR							
* * * I D C O S T F U N D * * *							
43812UAC5	HONDA AUTO RECEIVABL HAROT 200	01/15/2013	2.790	15JUL11	15JUL11	1.000000	
489		207,998.79	207,991.97	6.82		.00	6.82
207,998.790							
CKL 489		-207,998.79	-207,991.97	15JUL11	15JUL11	1.000000	-6.82
-207,998.790				-6.82		.00	
503		178,225.52	178,219.68	15JUL11	15JUL11	1.000000	5.84
178,225.520				5.84		.00	
CKL 503		-178,225.52	-178,219.68	15JUL11	15JUL11	1.000000	-5.84
-178,225.520				-5.84		.00	
43812UAC5	TOTAL	.00	.00	.00 L			.00 L
441812JW5	HSBC FINANCE CORP SR UNSECU	10/15/2011	6.375	03FEB11	08FEB11	1.000000	
377		160,965.95	134,850.00	26,115.95		.00	26,115.95
155,000.000							
503		350,000.00	304,500.00	15OCT11	15OCT11	1.000000	45,500.00
350,000.000				45,500.00		.00	
441812JW5	TOTAL	510,965.95	439,350.00	71,615.95 L			71,615.95 L
441812JY1	HSBC FINANCE CORP SR UNSECU	05/15/2012	7.000	11MAY11	16MAY11	1.000000	
450		159,264.00	139,587.00	19,677.00		.00	19,677.00
150,000.000							
46271HAA5	IRISH LIFE & PERMANE GOVT LIQU	01/14/2013	3.600	30MAR11	04APR11	1.000000	
419		86,750.00	100,458.00	-13,708.00		.00	-13,708.00
100,000.000							
663		86,250.00	100,458.00	30NOV11	05DEC11	1.000000	-14,208.00
100,000.000				-14,208.00		.00	
682		87,500.00	100,458.00	19DEC11	22DEC11	1.000000	-12,958.00
100,000.000				-12,958.00		.00	
684		88,000.00	100,458.00	21DEC11	27DEC11	1.000000	-12,458.00
				-12,458.00		.00	

US33 ANNUAL  
USD

THE SKILLMAN FOUNDATION  
STW FIXED INCOME MANAGEMENT  
SUMMARY REALIZED GAIN/LOSS REPORT  
JANUARY 1, 2011 TO DECEMBER 31, 2011

PAGE 4  
AS-OF DATE 31DEC11

ASSET ID	SECURITY DESCRIPTION	MAT DATE	MAT RATE	TRD DT	STL DT	SELL RATE	NET SECTY GN/LS
SH SELL/BTC	LOT		COST	SECTY GN/LS	CURR GN/LS		
SHARES/PAR	PRINCIPAL NET						
* * * I D C O S T F U N D * * *							
100,000.000							
46271HAA5	TOTAL	348,500.00	401,832.00	-53,332.00 L			-53,332.00 L
46625HHB9	JPMORGAN CHASE & CO SR UNSECU 05/01/2013	4.750		03FEB11	08FEB11	1.000000	
379	639,300.00	588,138.00		51,162.00		.00	51,162.00
600,000.000							
548661CS4	LOWE S COMPANIES INC SR UNSECU 04/15/2016	2.125		21JUL11	26JUL11	1.000000	
501	150,844.50	149,925.00		919.50		.00	919.50
150,000.000							
563	65,863.85	64,967.50		13SEP11	16SEP11	1.000000	
65,000.000				896.35		.00	896.35
548661CS4	TOTAL	216,708.35	214,892.50	1,815.85 L			1,815.85 L
611662BMB	MONSANTO CO SR UNSECU 04/15/2016	2.750		12AUG11	17AUG11	1.000000	
526	42,041.20	39,914.80		2,126.40		.00	2,126.40
40,000.000							
73755LAF4	POTASH CORP SASKATCH SR UNSECU 05/15/2019	6.500		23MAR11	28MAR11	1.000000	
410	287,535.00	292,147.50		-4,612.50		.00	-4,612.50
250,000.000							
853254AP7	STANDARD CHARTERED P SR UNSECU 04/27/2015	3.850		09MAY11	12MAY11	1.000000	
448	370,346.65	354,790.55		15,556.10		.00	15,556.10
355,000.000							
85771SAC0	STATOIL ASA COMPANY G 10/15/2014	2.900		03JAN11	06JAN11	1.000000	
341	103,244.00	99,848.00		3,396.00		.00	3,396.00
100,000.000							
89153UAB7	TOTAL CAPITAL CANADA COMPANY G 01/28/2014	1.625		24MAY11	27MAY11	1.000000	
458	144,301.30	142,708.28		1,593.02		.00	1,593.02
143,000.000							
479	101,581.00	99,796.00		27JUN11	30JUN11	1.000000	
100,000.000				1,785.00		.00	1,785.00

US33 ANNUAL  
USD

THE SKILLMAN FOUNDATION  
STW FIXED INCOME MANAGEMENT  
SUMMARY REALIZED GAIN/LOSS REPORT  
JANUARY 1, 2011 TO DECEMBER 31, 2011

PAGE 5  
AS-OF DATE: 31DEC11

ASSET ID	SECURITY DESCRIPTION	MAT DATE	MAT RATE	TRD DT	STL DT	SELL RATE	NET SECTY GN/LS
SH SELL/BTC	LOT PRINCIPAL NET		COST	SECTY GN/LS	CURR GN/LS		
SHARES/PAR							
* * * I D C O S T F U N D * * *							
89153UAB7	TOTAL	245,882.30	242,504.28	3,378.02 L			3,378.02 L
90261XEM0	UBS AG STAMFORD CT SR UNSECU 12/20/2017 5.875	243,558.00	221,607.00	03FEB11 21,951.00	08FEB11	1.000000 .00	21,951.00
225,000.000							
90327TAD5	USAA AUTO OWNER TRUS USAOT 200 06/15/2013 5.070	103,192.62	105,595.53	15MAY11 -2,402.91	15MAY11	1.000000 .00	-2,402.91
103,192.650							
912828PC8	US TREASURY N/B 11/20 2.6 11/15/2020 2.625	1,272,686.01	1,269,269.07	04JAN11 3,416.94	07JAN11	1.000000 .00	3,416.94
1,350,000.000							
631	265,399.39	232,823.27	02NOV11 32,576.12	07NOV11	1.000000 .00		32,576.12
250,000.000							
912828PC8	TOTAL	1,538,085.40	1,502,092.34	35,993.06 L			35,993.06 L
912828PE4	US TREASURY N/B 10/15 1.2 10/31/2015 1.250	870,948.32	824,026.28	30AUG11 46,922.04	02SEP11	1.000000 .00	46,922.04
850,000.000							
912828QF0	US TREASURY N/B 04/16 2. 04/30/2016 2.000	52,576.00	51,170.09	12AUG11 1,405.91	17AUG11	1.000000 .00	1,405.91
50,000.000							
587	105,046.54	102,340.18	29SEP11 2,706.36	04OCT11	1.000000 .00		2,706.36
100,000.000							
630	105,519.20	102,340.18	02NOV11 3,179.02	07NOV11	1.000000 .00		3,179.02
100,000.000							
912828QF0	TOTAL	263,141.74	255,850.45	7,291.29 L			7,291.29 L

US33  
USD

ANNUAL

THE SKILLMAN FOUNDATION  
STW FIXED INCOME MANAGEMENT  
SUMMARY REALIZED GAIN/LOSS REPORT  
JANUARY 1, 2011 TO DECEMBER 31, 2011

PAGE 6  
AS-OF DATE: 31DEC11

ASSET ID	SECURITY DESCRIPTION	MAT DATE	MAT RATE	TRD DT	STL DT	SELL RATE	NET SECTY GN/LS
SH SELL/BTC	LOT	PRINCIPAL NET	COST	SECTY GN/LS	CURR GN/LS		
SHARES/PAR							
*** ID COST FUND ***							
92343VAJ3	VERIZON COMMUNICATIO SR UNSECU	02/15/2013	4.350	21JAN11	26JAN11	1.000000	
368	106,376.00		99,953.00	6,423.00		.00	6,423.00
100,000.000							
929903CP7	WACHOVIA CORP SR UNSECU	10/15/2011	5.300	15OCT11	15OCT11	1.000000	
604	225,000.00		223,800.75	1,199.25		.00	1,199.25
225,000.000							
949748AF4	WELLS FARGO BX N A NT DTD	02/01/2011	6.450	01FEB11	01FEB11	1.000000	
374	400,000.00		396,892.00	3,108.00		.00	3,108.00
400,000.000							
959802AJ8	WESTERN UNION CO/THE SR UNSECU	02/26/2014	6.500	14JAN11	20JAN11	1.000000	
361	449,352.00		404,836.00	44,516.00		.00	44,516.00
400,000.000							
USD TOTAL	14,041,567.20		13,487,382.38	554,184.82 L			554,184.82 L
FIXED INCOME TOTAL	14,041,567.20		13,487,382.38	554,184.82 L			554,184.82 L

US33  
USD

ANNUAL

THE SKILLMAN FOUNDATION  
STW FIXED INCOME MANAGEMENT  
SUMMARY REALIZED GAIN/LOSS REPORT  
JANUARY 1, 2011 TO DECEMBER 31, 2011

PAGE. 7  
AS-OF DATE: 31DEC11

FUND TOTAL GAINS		SEC GAIN	CURR GAIN	TOTAL GAIN
GROSS GAINS				
	FIXED INCOME	641,775.32 L	.00 L	641,775.32 L
	FUND TOTAL	641,775.32 L	.00 L	641,775.32 L



US33  
USD

ANNUAL

THE SKILLMAN FOUNDATION  
STW FIXED INCOME MANAGEMENT  
SUMMARY REALIZED GAIN/LOSS REPORT  
JANUARY 1, 2011 TO DECEMBER 31, 2011

PAGE. 8  
AS-OP DATE: 31DEC11

FUND TOTAL LOSSES		SEC LOSS	CURR LOSS	TOTAL LOSS
GROSS LOSSES				
	FIXED INCOME	-87,590.50 L	.00 L	-87,590.50 L
	FUND TOTAL	-87,590.50 L	.00 L	-87,590.50 L

US33 ANNUAL  
USD

THE SKILLMAN FOUNDATION  
STW FIXED INCOME MANAGEMENT  
SUMMARY REALIZED GAIN/LOSS REPORT  
JANUARY 1, 2011 TO DECEMBER 31, 2011

PAGE. 9  
AS-OF DATE: 31DEC11

FUND GAINS/LOSSES	SEC GN/LS	CURR GN/L	TOTAL GN/L
NET GAINS/LOSSES			
FIXED INCOME	554,184.82 L	00 L	554,184 82 L
FUND TOTAL	554,184.82 L	00 L	554,184.82 L

US33  
USD

ANNUAL

THE SKILLMAN FOUNDATION  
STW FIXED INCOME MANAGEMENT  
SUMMARY REALIZED GAIN/LOSS REPORT  
JANUARY 1, 2011 TO DECEMBER 31, 2011

PAGE: 10  
AS-OF DATE 31DEC11

FUND TOTALS	BASE PRINCIPAL NET	BASE COST	SHARES	# OF TRANSACTIONS
FIXED INCOME	14,041,567.20	13,487,382.38	13,598,769.620	52
	=====	=====	=====	=====
TOTAL	14,041,567.20	13,487,382.38	13,598,769.620	52

**THE SKILLMAN FOUNDATION (TAX I.D.#38-1675780)**  
**FORM 990-PF - CALENDAR YEAR 2011**

Statement 8

**INFORMATION ABOUT OFFICERS, DIRECTORS, TRUSTEES,  
 FOUNDATION MANAGERS, HIGHLY PAID EMPLOYEES, & CONTRACTORS**  
**PART VIII - LINE 1, 2 and 3**

**Line 1 - Officers, Directors, Trustees, Foundation Managers:**

<b>Name and Address</b>	<b>Title, and Average Hours Per Week Devoted To Position</b>	<b>Contributions To Employee Benefit Plans</b>	<b>Expense Account, Other Allowances*</b>	<b>Compensation</b>
<b>Carol Goss</b> 100 Talon Centre Dr , Suite 100 Detroit, MI 48207	President & CEO 40 hours per week	50,311	20,417	382,910
<b>Tonya Allen</b> 100 Talon Centre Dr , Suite 100 Detroit, MI 48207	COO & VP, Program 40 hours per week	36,443	5,380	216,622
<b>Danielle Olekszyk</b> 100 Talon Centre Dr , Suite 100 Detroit, MI 48207	CFO & Treasurer 40 hours per week	25,798	20,859	196,350
<b>Alan Harris</b> 100 Talon Centre Dr , Suite 100 Detroit, MI 48207	CIO & VP 40 hours per week	48,874	21,849	308,550
<b>Patricia Hinojosa</b> 100 Talon Centre Dr , Suite 100 Detroit, MI 48207	Controller & Asst Treasurer 40 hours per week	15,482	8,064	108,800
<b>Lizabeth Ardisana</b> 100 Talon Centre Dr., Suite 100 Detroit, MI 48207	Trustee ** See Below			0
<b>John Barros</b> 100 Talon Centre Dr , Suite 100 Detroit, MI 48207	Non-trustee Program Policy Committee Member ** See Below			4,500
<b>Lillian Bauder</b> 100 Talon Centre Dr , Suite 100 Detroit, MI 48207	Non-trustee Program Policy Committee Member ** See Below			9,000
<b>William M. Brodhead</b> 100 Talon Centre Dr , Suite 100 Detroit, MI 48207	Trustee ** See Below			20,000
<b>Doug Ebert</b> 100 Talon Centre Dr , Suite 100 Detroit, MI 48207	Non-trustee Investment Committee Member ** See Below			0
<b>Stephen E. Ewing</b> 100 Talon Centre Dr , Suite 100 Detroit, MI 48207	Trustee ** See Below			0
<b>Edsel B. Ford, II</b> 100 Talon Centre Dr , Suite 100 Detroit, MI 48207	Trustee ** See Below			0
<b>Herman Gray</b> 100 Talon Centre Dr , Suite 100 Detroit, MI 48207	Trustee ** See Below			25,000
<b>Ed Hunia</b> 100 Talon Centre Dr , Suite 100 Detroit, MI 48207	Non-trustee Investment Committee Member ** See Below			0

**THE SKILLMAN FOUNDATION (TAX I.D.#38-1675780)**  
**FORM 990-PF - CALENDAR YEAR 2011**

Statement 8

**INFORMATION ABOUT OFFICERS, DIRECTORS, TRUSTEES,  
 FOUNDATION MANAGERS, HIGHLY PAID EMPLOYEES, & CONTRACTORS**  
**PART VIII - LINE 1, 2 and 3**

<u>Name and Address</u>	<u>Title, and Average Hours Per Week Devoted To Position</u>	<u>Contributions To Employee Benefit Plans</u>	<u>Expense Account, Other Allowances</u>	<u>Compensation</u>
<b>Denise Ilitch</b> 100 Talon Centre Dr , Suite 100 Detroit, MI 48207	Trustee ** See Below			17,000
<b>Mary Kramer</b> 100 Talon Centre Dr , Suite 100 Detroit, MI 48207	Trustee ** See Below			18,500
<b>David Baker Lewis</b> 100 Talon Centre Dr , Suite 100 Detroit, MI 48207	Trustee ** See Below			60,000
<b>L. Erik Lundberg</b> 100 Talon Centre Dr , Suite 100 Detroit, MI 48207	Non-trustee Investment Committee Member ** See Below			6,000
<b>Amyre Makupson</b> 100 Talon Centre Dr , Suite 100 Detroit, MI 48207	Trustee ** See Below			40,000
<b>Eddie Munson</b> 100 Talon Centre Dr , Suite 100 Detroit, MI 48207	Trustee ** See Below			40,000
<b>Jerry Norcia</b> 100 Talon Centre Dr , Suite 100 Detroit, MI 48207	Trustee ** See Below			23,500
<b>Alan Schwartz</b> 100 Talon Centre Dr , Suite 100 Detroit, MI 48207	Non-trustee Investment Committee Member ** See Below			4,500
<b>Robert S. Taubman</b> 100 Talon Centre Dr , Suite 100 Detroit, MI 48207	Trustee ** See Below			0
<b>Totals for Line 1</b>		<u><b>176,909</b></u>	<u><b>76,570</b></u>	<u><b>1,481,232</b></u>

\* Expense Account, Other Allowances includes all taxable and nontaxable fringe benefits such as expense accounts, the employer portion of health, dental, and life insurance premiums

\*\* There are five Trustee meetings per year and up to 15 additional committee meetings per year  
 Each Trustee spends an average of 15-25 days per year preparing for and attending meetings

THE SKILLMAN FOUNDATION (TAX I.D.#38-1675780)  
FORM 990-PF - CALENDAR YEAR 2011

Statement 8

INFORMATION ABOUT OFFICERS, DIRECTORS, TRUSTEES,  
FOUNDATION MANAGERS, HIGHLY PAID EMPLOYEES, & CONTRACTORS  
PART VIII - LINE 1, 2 and 3

Line 2 - Compensation of five highest-paid employees (other than those included on line 1)

Name and Address	Title, and Average Hours Per Week Devoted To Position	Contributions To Employee Benefit Plans	Expense Account, Other Allowances*	Compensation
<b>William Hanson</b> 100 Talon Centre Dr , Suite 100 Detroit, MI 48207	Director of Communications 40 hours per week	22,734	22,100	173,030
<b>Kristen McDonald</b> 100 Talon Centre Dr , Suite 100 Detroit, MI 48207	Program Director 40 hours per week	18,287	20,182	130,700
<b>Ed Egnatios</b> 100 Talon Centre Dr , Suite 100 Detroit, MI 48207	Program Director 40 hours per week	17,887	19,242	125,700
<b>Steven Catallo</b> 100 Talon Centre Dr , Suite 100 Detroit, MI 48207	Investment Director 40 hours per week	17,474	19,616	122,800
<b>Marie Colombo</b> 100 Talon Centre Dr , Suite 100 Detroit, MI 48207	Senior Program Officer 40 hours per week	15,545	19,494	111,100
<b>Totals for Line 2</b>		<u>91,929</u>	<u>100,635</u>	<u>663,330</u>

Total number of other employees that received over \$50,000.

12

\* Expense Account, Other Allowances includes all taxable and nontaxable fringe benefits such as expense accounts, the employer portion of health, dental, and life insurance premiums

THE SKILLMAN FOUNDATION (TAX I.D.#38-1675780)  
FORM 990-PF - CALENDAR YEAR 2011

Statement 8

INFORMATION ABOUT OFFICERS, DIRECTORS, TRUSTEES,  
FOUNDATION MANAGERS, HIGHLY PAID EMPLOYEES, & CONTRACTORS  
PART VIII - LINE 1, 2 and 3

Line 3 - Five highest-paid independent contractors for professional services

<u>Name</u>	<u>Type of Service</u>	<u>Compensation</u>
Jeffrey Slocum & Associates Minneapolis, MN	Investment Consultant	352,083
Wellington Management Company, LLP Boston, MA	Investment Manager Fees	141,158
State Street Bank Boston, MA	Investment Custodian	66,004
Beaconfire Consulting Inc. Arlington, VA	Communication Consultant	62,598
STW Fixed Income Management, LLC Kansas City, MO	Investment Manager Fees	54,180

Total for Line 3

676,023

Total number of all other independent contractors who received more than \$50k.


0

**THE SKILLMAN FOUNDATION (TAX I.D.#38-1675780)**  
**FORM 990-PF - CALENDAR YEAR 2011**

**NATURE OF ACTIVITIES**  
**PART XV**

The Skillman Foundation is a private foundation that makes grants to qualified charitable organizations to improve the lives of children in Metropolitan Detroit. Its grants support efforts to improve children's homes, schools and neighborhoods in Wayne, Oakland and Macomb counties, including Detroit. The purpose of each grant made in 2011 is described in the attached list. All of these grants fulfill one or more of the purposes described in Section 170 [c] of the Internal Revenue Code.





**SKILLMAN FOUNDATION GRANT APPLICATION  
PROJECT NARRATIVE – MULTI YEAR GRANTS**

**Organization Name:**

\_\_\_\_\_

**Project Title:**

\_\_\_\_\_

**Date of Application:**

\_\_\_\_\_

**Request Amount:**

\_\_\_\_\_

**Year:**

# \_\_\_\_\_ of # \_\_\_\_\_

**INSTRUCTIONS:** Please save this document to your local network. Please provide your written response to each of these questions in the same order as shown below. Be sure to answer each question as completely as possible, within the size-limit guidelines. The quality and appropriateness of responses is valued over quantity.

**1. Project amendments and updates**

Please provide a brief description of any amendments or updates to the project or its objectives.  
*Maximum of 250 words)*

**2. Project services and activities**

Please describe the services and activities planned for the funding year. How will your staff provide these services and activities? Please list each item separately in bulleted format. *(Maximum of 500 words)*

**3. How do the project objectives meet the Skillman Foundation's goals?**

Which of the Foundation's 2016 goals does this project address? Please list goals and a brief description of the relationship between your project and these goals. *(2016 Goals are appended to this document). (Maximum of 500 words)*

**4. Project impact on high school graduation**

Please describe whether and how this project contributes to increasing the high school graduation rates for young people. *(Maximum of 250 words)*

**5. Target population**

Applicants who are proposing to provide direct services to youth must complete this section. Applicants for other types of grants should answer the questions when possible.

**A. Approximate Number of Youth to be Served by the Project**

	Number		Number
Brightmoor		Osborn	
Chadsey Condon		Southwest Detroit Neighborhoods	
Cody Rouge		Citywide Detroit	
Northend Central		Other Geographic Areas	

**B. Approximate number of Youth by Age Group to be served by the Project**

Ages	Number	Ages	Number
Infant/Toddler/Preschooler (ages 0-5)		High School (ages 14-18)	
K-Elementary (ages 6-10)		Young Adults (ages 19-21)	
Middle School (ages 11-13)		Adults (ages 22+)	
		Mixed Age Population	

**C. Racial/Ethnic Groups to be Served by the Project  
(please indicate approximate percentage for each group)**

	Percentage
American Indian or Alaska Native	
Arab	
Asian	
Black or African American	
Hispanic or Latino	
White	
Other	
Unknown	
Total:	100%

**D. Gender of Youth to be Served by the Project**

	Number
Male:	
Female:	

**E. Race/Ethnicity of Males to be Served by the Project**

	Number
Black or African American Males	
Hispanic or Latino Males	

# THE SKILLMAN FOUNDATION

## 2016 Goals

### SCHOOLS

By the end of 2016, children and youth will have improved educational opportunities as defined by:

1. 51% of school-age youth have access to “almost there” or “high performing” schools in or near their neighborhood
2. 80% of households with school-age children receive information to choose the best school
3. 50% of children ages birth to 5 receive high-quality early care and education experiences independently verified as high quality in or near their neighborhood
4. A vehicle for assisting with college enrollment and financing post-secondary education
5. A portfolio of 30 high quality small high schools in the city
6. A citywide master education plan is being implemented and governance is in place
7. Self-sustaining network of educational intermediaries (e.g., data consortium, Venture Fund, MI Futures High School Accelerator, Institute for Student Achievement, YES for Prep, Edison, Teach for America, Parent Development)
8. Educational report card is published annually

### SYSTEM OF SUPPORTS AND OPPORTUNITIES

By the end of 2016 the system of supports and opportunities will be strengthened to include:

1. A diverse array of youth development experiences engaging 80% of youth ages 11-18 in one or more diverse program offerings and/or work, volunteer, or career experiences. This means that each neighborhood will have:
  - a. 3-5 high-quality hubs<sup>1</sup> that serve 60% of 11-18 year olds and their families
  - b. Drop-in center programs that serve 20% of 11-18 year olds
  - c. A variety of youth development academic enrichment, character building and leadership programs, such as service learning; math, science and technology; sports and recreation; arts and culture; homework assistance and tutoring that serve 75% of 11-18 year olds
  - d. Youth employment preparation and employment opportunities that serve 40% of 14-18 year olds
  - e. Volunteer and college and career exposure opportunities that serve 75% of 14-18 year olds
2. Basic services are available to children and their families to include:
  - a. Accessible (cost & geographically proximate) health clinic(s) serving children ages birth to 18
  - b. Tax and public benefits assistance
  - c. High-need food resource
  - d. Access to work

### NEIGHBORHOOD CAPACITIES

By the end of 2016 each neighborhood will develop the following capacities and assets:

1. A sustainable self-determining planning and advocacy body of residents and stakeholders that grows and improves the neighborhood for children
  - 2016: in addition to an active and sustainable group in each neighborhood, there is a cross-neighborhood policy council
2. 10% of residents, stakeholders and youth are engaged in DWK activities
3. 1% of residents, stakeholders and youth are engaged in DWK activities (such as the Leadership Academy, policy training, Youth Councils, governance bodies, Small Grants Review Panel) to build sustained youth and adult leadership
4. 3-5 community-based anchor<sup>2</sup> organizations

<sup>1</sup> Hub = a cluster of activities, including community schools, in safe child and family friendly spaces that are geographically proximate (walking distance)

<sup>2</sup> Anchor = community-based organizations that have the expertise, and financial and leadership stability to sustain and advance the neighborhood's agenda for children. These organizations may or may not be part of a hub

5. **The neighborhood culture values kids. This means that in each neighborhood:**  
There is an increase in caring adults (coaches, tutors, mentors, etc.) & culture in the neighborhood values academic achievement for every child
6. **There is a sustainable pipeline of public and private resources**
7. **An ability to influence policies and resources to benefit the neighborhood, including:<sup>3</sup>**
  - a. Residents and stakeholders who have capacity to influence the schools and other organizations and factors affecting their neighborhood
  - b. Policy-makers who know and have relationships with the neighborhood
  - c. Residents and stakeholders who have the ability to mobilize public will

#### **SYSTEMS AND POLICIES AFFECTING NEIGHBORHOODS (OPPORTUNISTIC)**

1. Models of system integration, such as
  - Foster care
  - Prisoner re-entry
2. Leveraging public and private resources to support and sustain neighborhood projects, such as
  - Foreclosure prevention
  - Availability of healthy food
  - Access to work

---

<sup>3</sup> Specific 2016 goals and 2012 benchmarks have yet to be determined for this goal as well as some above

# The Skillman Foundation Grant Budget Summary - Multi Year Project Grants

**Organization Name:**  
**Project Name:**  
**Fiscal Year Start Date:**  
**Estimated Project Start Date**  
 (Enter MM/DD/YYYY format):  
**Estimated Project End Date**  
 (Enter MM/DD/YYYY format):

PROJECT EXPENSES						NARRATIVE EXPLANATIONS	
Include the total amount for each of the budget categories in the order below. Include costs that are directly related to the project and indirect costs that are shared by all projects/programs of your organization, such as the cost of the audit, copier, lease and liability insurance. <b>Note: Total Expenses must not exceed Total Revenue.</b>						Budget Narrative: Certain budget line items from the Budget Summary may need a narrative explanation. Please provide details, as needed	
<b>1. Project Personnel</b>							
Staff Title/Name	Role on Project	Total Amount for Project (ALL sources)	Year 1 Skillman	Year 2 Skillman	Year 3 Skillman	Total Amount Requested from Skillman	Narrative: If you have not identified specific staff, briefly describe your plan for when and how you will identify or hire project staff
<b>Total Salaries and Fringe Benefits</b>		\$0	\$0	\$0	\$0	\$0	
<b>2. Project Partners and Consultants</b>							
Organization or Individual Consultant Name	Role on Project	Total Amount for Project (ALL sources)	Year 1 Skillman	Year 2 Skillman	Year 3 Skillman	Total Amount Requested from Skillman	Narrative please describe in the section below your plan for when and how you will use external partners or consultants
<b>Total Consultant Fees</b>		\$0	\$0	\$0	\$0	\$0	

3. Other Project Direct Costs							Narrative If a line item is particularly high, give a rationale in the section below describing how these monies will be spent to achieve the project's goals.
Total Amount for Project (ALL sources)	Year 1 Skillman	Year 2 Skillman	Year 3 Skillman	Total Amount Requested from Skillman			
Insurance							
Travel/Transportation							
Technology/Equipment							
Publications, communications and outreach							
Office and Utilities (Supplies, printing, copying, telephone, Internet, postage, electricity, heat, security, web hosting, etc.)							
Rent							
Maintenance							
Other (itemize)							
Other (itemize)							
Other (itemize)							
<b>Total Project Direct Costs</b>	\$0	\$0	\$0	\$0	\$0	\$0	
4. Indirect Project Costs							
The Foundation pays for indirect costs reasonably attributed and itemized, but not as a percentage of direct costs)							
Total Amount for Project (ALL sources)	Year 1 Skillman	Year 2 Skillman	Year 3 Skillman	Total Amount Requested from Skillman			
Other (itemize)							
Other (itemize)							
Other (itemize)							
<b>Total Indirect</b>	\$0	\$0	\$0	\$0	\$0	\$0	
<b>Total Project Expenses</b>	\$0	\$0	\$0	\$0	\$0	\$0	
<b>PROJECT REVENUE</b>							
Received: Revenue already received.							
Committed: Revenue that has been secured for this project from all sources other than The Skillman Foundation.							
Pending: Revenue that you expect to be secured for this project from all sources other than The Skillman Foundation.							
1. Grants/Contracts/ Contributions							
Skillman Request				Total Multi-Year Committed or Received	Total Multi-Year Pending	Narrative For each of the line items below please describe why you think this requested funding will be granted	
Government (itemize)							

enter name							
enter name							
enter name							
Foundations (itemize)							
enter name							
enter name							
enter name							
Corporations (itemize)							
enter name							
enter name							
enter name							
Individuals							
Others (itemize)							
enter name							
enter name							


<b>2. Earned Project Specific Income</b>							
Admissions/Ticket Sales Fees							
Publications & Products							
Other (itemize)							
<b>3. Membership Project Specific Income</b>							
Membership Income							
<b>4. Endowment Project Specific Income</b>							
Endowment Income							
<b>5. Other Project Specific Income</b>							
Other (itemize)							
<b>Total Project Revenue</b>						<b>\$0</b>	<b>\$0</b>

<b>6. Other Project Specific Resources (Estimated value of non-monetary contributions to the project)</b>							
In-Kind							
Volunteer Services							
<b>Total Other Project Specific Resources</b>						<b>\$0</b>	<b>\$0</b>
<b>Total Project Revenues and Resources</b>						<b>\$0</b>	<b>\$0</b>
<b>Total Committed, Received and Pending Project Revenues from all sources</b>							<b>\$0</b>
<b>MINUS Total Project Expenses</b>							

<b>Regranting</b>							
-------------------	--	--	--	--	--	--	--

Amount of Funds to be Transferred to Partner Organizations						
---	--	--	--	--	--	--





SKILLMAN FOUNDATION GRANT APPLICATION  
PROJECT NARRATIVE – PARTNERSHIP GRANTS

Organization Name: \_\_\_\_\_

Project Title: \_\_\_\_\_

Date of Application: \_\_\_\_\_

Request Amount: \_\_\_\_\_

**INSTRUCTIONS:** Please provide your written response to each of these questions in the same order as shown below. Be sure to answer each question as completely as possible, within the size-limit guidelines. The quality and appropriateness of responses is valued over quantity.

**NOTE:** Many of the following narrative questions are based on your project logic model, so it is helpful for you to complete that document prior to developing the narrative. The link to the Foundation's logic model template is located on the application attachments page. This is not a required format; you may use any version of a logic model for the application.

1. **Project description:** Please provide a brief description of the project, including how it builds on the experiences from previous work. *(Maximum of 250 words)*
2. **Need for the project:** What specific problems, challenges or needs does this grant request address? What data or information do you have to demonstrate the need? *(Maximum of 250 words)*
3. **Project objectives:** What are the project's objectives to help you solve the problems? Identify the specific changes in the target population that your project will address. The objectives must be specific enough to be measured. Please be sure to list each objective separately in bulleted format. *(Maximum of 500 words)*
4. **Project services and activities:** List what you will do in order to accomplish the objectives. What services will you provide? How have project activities changed from previous years (if applicable)? What activities will you organize? How will your staff provide these services and activities? Be sure to list each activity separately in bulleted format. *(Maximum of 500 words)*
5. **How do the project objectives meet the Skillman Foundation's goals?** Which of the Foundation's 2016 goals does this project address? Please list goals and a brief description of the relationship between your project and these goals. *(2016 Goals are appended to this document). (Maximum of 500 words)*
6. **Project impact on high school graduation:** Please describe whether and how this project contributes to increasing the high school graduation rates for young people. *(Maximum of 250 words)*

7. **Target population:** Applicants who are proposing to provide youth development programs or other direct services to youth must complete this section. Applicants for other types of grants should answer the questions when possible.

A. Approximate Number of Youth to be Served by the Project			
	Number		Number
Brightmoor		Osborn	
Chadsey Condon		Southwest Detroit Neighborhoods	
Cody Rouge		Citywide Detroit	
Northend Central		Other Geographic Areas	

B. Approximate number of Youth by Age Group to be served by the Project			
Ages	Number	Ages	Number
Infant/Toddler/Preschooler (ages 0-5)		High School (ages 14-18)	
K-Elementary (ages 6-10)		Young Adults (ages 19-21)	
Middle School (ages 11-13)		Adults (ages 22+)	
		Mixed Age Population	

C. Racial/Ethnic Groups to be Served by the Project (please indicate approximate percentage for each group)	
	Percentage
American Indian or Alaska Native	
Arab	
Asian	
Black or African American	
Hispanic or Latino	
White	
Other	
Unknown	
Total:	100%

D. Gender of Youth to be Served by the Project	
	Number
Male:	
Female:	

E. Race/Ethnicity of Males to be Served by the Project	
	Number
Black or African American Males	
Hispanic or Latino Males	

8. **Evidence of project's effectiveness:** Is this project based on national standards or best practices? Is it based on lessons learned from previous projects? *(Maximum of 500 words)*
9. **Staff experience and expertise:** Please describe what specific experience and demonstrated expertise each of your project team members have to successfully conduct and manage the project. *(Please do NOT attach staff resumes)(Maximum of 500 words)*
10. **Collaborating partners:** What other organizations, if any, will you be formally collaborating with to carry out the activities of the project described in this grant application? Please describe the collaborative arrangements.  
*(Maximum of 250 words)*
11. **Collaborative funding:** Is there an explicit agreement with other funders for co-funding this project? If yes, please list the organization(s), grant amount, and terms. Please describe how funding partners may have changed, why and the impact on your proposed budget. *(Maximum of 250 words)*
12. **Reason for a requested multi-year grant (if applicable):** Please provide the specific rationale for requesting multi-year funding. You may only request multi-year funding after speaking to a Program Officer and receiving approval. *(Maximum of 250 words)*
13. **Evaluation plan:** Please describe in as much detail as possible how you will evaluate this project. If you are engaging an external evaluator, please provide his/her name and contact information.  
*(Maximum of 500 words)*
14. **Sustainability plan:** How do you plan to sustain this project after Skillman Foundation funding?  
*(Maximum of 250 words)*



## THE SKILLMAN FOUNDATION 2016 GOALS

---

### SCHOOLS

By the end of 2016, children and youth will have improved educational opportunities as defined by:

1. 51% of school-age youth have access to "almost there" or "high performing" schools in or near their neighborhood
2. 80% of households with school-age children receive information to choose the best school
3. 50% of children ages birth to 5 receive high-quality early care and education experiences independently verified as high quality in or near their neighborhood
4. A vehicle for assisting with college enrollment and financing post-secondary education
5. A portfolio of 30 high quality small high schools in the city
6. A citywide master education plan is being implemented and governance is in place
7. Self-sustaining network of educational intermediaries (e.g., data consortium, Venture Fund, MI Futures High School Accelerator, Institute for Student Achievement, YES for Prep, Edison, Teach for America, Parent Development)
8. Educational report card is published annually

### SYSTEM OF SUPPORTS AND OPPORTUNITIES

By the end of 2016 the system of supports and opportunities will be strengthened to include:

1. A diverse array of youth development experiences engaging 80% of youth ages 11-18 in one or more diverse program offerings and/or work, volunteer, or career experiences. This means that each neighborhood will have:
  - a. 3-5 high-quality hubs<sup>1</sup> that serve 60% of 11-18 year olds and their families
  - b. Drop-in center programs that serve 20% of 11-18 year olds
  - c. A variety of youth development academic enrichment, character building and leadership programs, such as service learning; math, science and technology; sports and recreation; arts and culture; homework assistance and tutoring that serve 75% of 11-18 year olds
  - d. Youth employment preparation and employment opportunities that serve 40% of 14-18 year olds
  - e. Volunteer and college and career exposure opportunities that serve 75% of 14-18 year olds
2. Basic services are available to children and their families to include:
  - a. Accessible (cost & geographically proximate) health clinic(s) serving children ages birth to 18
  - b. Tax and public benefits assistance
  - c. High-need food resource
  - d. Access to work

---

<sup>1</sup> Hub = a cluster of activities, including community schools, in safe child and family friendly spaces that are geographically proximate (walking distance)

## **NEIGHBORHOOD CAPACITIES**

**By the end of 2016 each neighborhood will develop the following capacities and assets:**

- 1. A sustainable self-determining planning and advocacy body of residents and stakeholders that grows and improves the neighborhood for children**
  - 2016: in addition to an active and sustainable group in each neighborhood, there is a cross-neighborhood policy council
- 2. 10% of residents, stakeholders and youth are engaged in Good Neighborhood activities**
- 3. 1% of residents, stakeholders and youth are engaged in Good Neighborhood activities (such as the Leadership Academy, policy training, Youth Councils, governance bodies, Small Grants Review Panel) to build sustained youth and adult leadership**
- 4. 3-5 community-based anchor<sup>2</sup> organizations**
- 5. The neighborhood culture values kids. This means that in each neighborhood:**

There is an increase in caring adults (coaches, tutors, mentors, etc.) & culture in the neighborhood values academic achievement for every child
- 6. There is a sustainable pipeline of public and private resources**
- 7. An ability to influence policies and resources to benefit the neighborhood, including:<sup>3</sup>**
  - a. Residents and stakeholders who have capacity to influence the schools and other organizations and factors affecting their neighborhood
  - b. Policy-makers who know and have relationships with the neighborhood
  - c. Residents and stakeholders who have the ability to mobilize public will

## **SYSTEMS AND POLICIES AFFECTING NEIGHBORHOODS (OPPORTUNISTIC)**

- 1. Models of system integration, such as**
  - Foster care
  - Prisoner re-entry
- 2. Leveraging public and private resources to support and sustain neighborhood projects, such as**
  - Foreclosure prevention
  - Availability of healthy food
  - Access to work

---

<sup>2</sup> Anchor = community-based organizations that have the expertise, and financial and leadership stability to sustain and advance the neighborhood's agenda for children. These organizations may or may not be part of a hub.

<sup>3</sup> Specific 2016 goals and 2012 benchmarks have yet to be determined for this goal as well as some above

## The Skillman Foundation Grant Budget Summary - One Year Grants

**Organization Name:**

Project Name:

Fiscal Year Start Date:

 Estimated Project Start Date |

(Enter MM/DD/YYYY format):

 Estimated Project End Date |

(Enter MM/DD/YYYY format):

## PROJECT EXPENSES

Include the total amount for each of the budget categories below. Include costs that are directly related to the project and indirect costs that are shared by all projects/programs of your organization, such as the cost of the audit, copier, lease and liability insurance. **Note: Total Expenses must not exceed Total Revenue.**

# NARRATIVE EXPLANATIONS

**Budget Narrative:** Certain budget line items from the Budget Summary may need a narrative explanation. Please provide details, as needed.

## 1. Project Personnel

<i>Staff Title/Name</i>	<i>Role on Project</i>	<i>% of Effort on Project</i>	<i>Total Annual Salary and Fringe</i>	<i>Total Amount for Project (all sources)</i>	<i>Total Amount Requested from Skillman</i>
<b>Total Salaries and Fringe Benefits</b>			<b>\$0</b>	<b>\$0</b>	<b>\$0</b>

## 2. Project Partners and Consultants

<i>Organization or Individual Consultant Name</i>	<i>Role on Project</i>	<i># of Days Contracted</i>	<i>Total Fee</i>	<i>Total for Project (all sources)</i>	<i>Total Amount Requested from Skillman</i>
<b>Total Consultant Fees</b>		<b>0</b>	<b>\$0</b>	<b>\$0</b>	<b>\$0</b>

# NARRATIVE EXPLANATIONS

**Budget Narrative:** Certain budget line items from the Budget Summary may need a narrative explanation. Please provide details, as needed.

**Narrative** *If you have not identified specific staff, briefly describe your plan for when and how you will identify or hire project staff*

*Narrative: please describe in the section below your plan for when and how you will use external partners or consultants.*

3. Other Project Direct Costs				Narrative If a line item is particularly high, give a rationale in the section below describing how these monies will be spent to achieve the project's goals	
	Total for Project (all sources)	Total Amount Requested from Skillman			
Insurance					
Travel/Transportation					
Technology/Equipment					
Publications, communications and outreach					
Office and Utilities (Supplies, printing, copying, telephone, Internet, postage, electricity, heat, security, web hosting, etc.)					
Rent					
Maintenance					
Other (itemize)					
Other (itemize)					
Other (itemize)					
<b>Total Project Direct Costs</b>	\$0	\$0			
<b>4. Indirect Project Costs (IDC)-</b> The Foundation pays for indirect costs only when it is standard grantee policy. You must speak to a program officer before including a percentage amount for IDC.					
<b>Total IDC</b>					
<b>Total Project Expenses</b>	\$0	\$0			
<b>PROJECT REVENUE</b>					
Received: Revenue already received					
Committed: Revenue that has been secured for this project from all sources other than The Skillman Foundation					
Pending: Revenue that you expect to be secured for this project from all sources other than The Skillman Foundation.					
<b>1. Grants/Contracts/ Contributions</b>					
Skillman Request					
Government (itemize)					
enter name					
enter name					
enter name					
Foundations (itemize)					
enter name					
enter name					
Narrative For each of the line items below please describe why you think this requested funding will be granted					

enter name					
Corporations (itemize)					
enter name					
enter name					
enter name					
Individuals					
Others (itemize)					
enter name					
enter name					
<b>2. Earned Project Specific Income</b>					
Admissions/Ticket Sales Fees					
Publications & Products					
Other (itemize)					
<b>3. Membership Project Specific Income</b>					
Membership Income					
<b>4. Endowment Project Specific Income</b>					
Endowment Income					
<b>5. Other Project Specific Income</b>					
Other (itemize)					
<b>Total Project Revenue</b>				\$0	\$0
<b>6. Other Project Specific Resources (Estimated value of non-monetary contributions to the project)</b>					
In-Kind					
Volunteer Services					
<b>Total Other Project Specific Resources</b>				\$0	\$0
<b>Total Project Revenues and Project Specific Resources</b>					
				\$0	\$0
<b>Total Committed, Received and Pending Project Revenues from all sources</b>					
<b>MINUS Total Project Expenses</b>					
<b>Regranting</b>					
Amount of Funds to be Transferred to Partner Organizations					



**Board List Format**

**List must be one page**

**Orientation:** Portrait

**Font:** Times New Roman

**Left Margin:** One Inch

No Photos or Borders on page

No Fax Copies

Current list only

**Your Organization's Name**

**Date**

**Name, Chairman**  
**Business Affiliation**

Name  
Business Affiliation

**Name, Treasurer**  
**Business Affiliation**

Name  
Business Affiliation

**Name, Secretary**  
**Business Affiliation**

Name  
Business Affiliation

Name  
Business Affiliation

Name  
Business Affiliation

Name  
Business Affiliation

Name  
Business Affiliation

Name  
Business Affiliation

Name  
Business Affiliation

Name  
Business Affiliation

Name  
Business Affiliation

Name  
Business Affiliation

Name  
Business Affiliation

Name  
Business Affiliation

Name  
Business Affiliation

Name  
Business Affiliation

Name  
Business Affiliation

Name  
Business Affiliation

Name  
Business Affiliation

Name  
Business Affiliation

Name  
Business Affiliation

Name  
Business Affiliation


Name  
Business Affiliation

# Project Logic Model Worksheet – SAMPLE DOCUMENT

PROJECT TITLE:		START DATE:		
WHAT DO YOU WANT TO DO AND WHY?		HOW WELL ARE YOU DOING?		
1) Needs	2) Objectives	3) Activities	4) People Served	5) Outcomes
<p>Identify the needs of the community you will serve.</p> <ul style="list-style-type: none"> <li>Whom are you targeting with our program?</li> <li>What are their needs?</li> </ul> <p>Assumption of how project will meet the needs.</p>	<p>Identify the changes in the target population that you want your project to address. The objectives must be specific enough to be measured.</p> <ul style="list-style-type: none"> <li>What are the project's objectives to help you solve the problem? [List each objective separately in bullet form.]</li> </ul>	<p>List what you intend to do in order to accomplish the objectives.</p> <ul style="list-style-type: none"> <li>What services will you offer?</li> <li>What activities will you organize?</li> <li>How will your staff provide these services and activities?</li> </ul>	<p>These are measures of effort, and typically are counts of how many individuals were served.</p> <ul style="list-style-type: none"> <li>How many children/adults did you reach?</li> <li>How many organizations were involved?</li> <li>How many staff were trained?</li> </ul>	<p>For each objective, list the results you want to attain and how you will measure how each objective is accomplished.</p> <ul style="list-style-type: none"> <li>How well did you reach each objective? What evidence supports how well the program is working?</li> </ul>
<p><b>Example</b></p> <p>Few literacy resources are available to the low-income families with children, ages 0 to six in target neighborhoods.</p> <p>Estimate that xx% of children are not ready for school</p> <p>Assumption: Helping parents with their own literacy in understanding their role in their child's education will improve child's school readiness and success.</p>	<p><b>Example</b></p> <ul style="list-style-type: none"> <li>Prepare 160 children to be ready for school</li> <li>Increase reading skills of parents by two-grade levels.</li> <li>Increase the involvement of parents in their children's education.</li> <li>Engage 800 residents in family literacy activities through community events.</li> </ul>	<p><b>Example</b></p> <ul style="list-style-type: none"> <li>Offer family literacy programs at four local elementary schools.</li> <li>Hire family literacy organizer.</li> <li>Initiate broad-based community-wide campaign. Events will have age appropriate activities, music, story-telling and reading.</li> <li>Distribute 5,000 books at family literacy community-wide events.</li> </ul>	<p><b>Example</b></p> <p>Plan to reach:</p> <p>160 children and their parents.</p> <p>800 residents in community events.</p> <p>5,000 books distributed.</p>	<p><b>Example</b></p> <p>Increased student readiness and learning. Teacher reports on student learning.</p> <p>Increased parent literacy: Adult assessments.</p> <p>Increased parent involvement in child's education. Family profiles, on-site observations, interviews, and self-reporting, surveys.</p> <p>Improved Outreach Attendance at events.</p>

Project Logic Model

PROJECT TITLE:				
PROJECT START DATE:				
WHAT DO YOU WANT TO DO AND WHY?				HOW WELL ARE YOU DOING?
1) NEEDS	2) OBJECTIVES	3) ACTIVITIES	4) PEOPLE SERVED	5) OUTCOMES



**SKILLMAN FOUNDATION GRANT INQUIRY  
PROJECT NARRATIVE QUESTIONS AND 2016 GOALS**

**Organization Name:** \_\_\_\_\_

**Project Title:** \_\_\_\_\_

**Date of Application:** \_\_\_\_\_

**Request Amount:** \_\_\_\_\_

**INSTRUCTIONS:** Please provide your written response to each of these questions in the same order as shown below. Be sure to answer each question as completely as possible, within the size-limit guidelines. The quality and appropriateness of responses is valued over quantity.

1. **Current organizational mission:** *(Maximum of 500 words)*
2. **Description of current organizational services:** *(Maximum of 500 words)*
3. **Need for the project:** What specific problems, challenges or needs does this grant request address? What data or information do you have to demonstrate the need? *(Maximum of 500 words)*
4. **Project description:** Please briefly describe the purpose of the project and major project activities. *(Maximum of 500 words)*
5. **Target population:** Applicants who are proposing to provide youth development programs or other direct services to youth must complete this section. Applicants for other types of grants should answer the questions when possible.

**A. Approximate Number of Youth to be Served by the Project**

	Number		Number
Brightmoor		Osborn	
Chadsey Condon		Southwest Detroit Neighborhoods	
Cody Rouge		Citywide Detroit	
Northend Central		Other Geographic Areas	

**B. Approximate number of Youth by Age Group to be served by the Project**

<b>Ages</b>	<b>Number</b>	<b>Ages</b>	<b>Number</b>
Infant/Toddler/Preschooler (ages 0-5)		High School (ages 14-18)	
K-Elementary (ages 6-10)		Young Adults (ages 19-21)	
Middle School (ages 11-13)		Adults (ages 22+)	
		Mixed Age Population	

**C. Racial/Ethnic Groups to be Served by the Project**  
(please indicate approximate percentage for each group)


	<b>Percentage</b>
American Indian or Alaska Native	
Arab	
Asian	
Black or African American	
Hispanic or Latino	
White	
Other	
Unknown	
Total:	100%

**D. Gender of Youth to be Served by the Project**

	<b>Number</b>
Male:	
Female:	

**E. Race/Ethnicity of Males to be Served by the Project**

	<b>Number</b>
Black or African American Males	
Hispanic or Latino Males	



## THE SKILLMAN FOUNDATION 2016 GOALS

---

### SCHOOLS

By the end of 2016, children and youth will have improved educational opportunities as defined by:

1. 51% of school-age youth have access to "almost there" or "high performing" schools in or near their neighborhood
2. 80% of households with school-age children receive information to choose the best school
3. 50% of children ages birth to 5 receive high-quality early care and education experiences independently verified as high quality in or near their neighborhood
4. A vehicle for assisting with college enrollment and financing post-secondary education
5. A portfolio of 30 high quality small high schools in the city
6. A citywide master education plan is being implemented and governance is in place
7. Self-sustaining network of educational intermediaries (e.g., data consortium, Venture Fund, MI Futures High School Accelerator, Institute for Student Achievement, YES for Prep, Edison, Teach for America, Parent Development)
8. Educational report card is published annually

### SYSTEM OF SUPPORTS AND OPPORTUNITIES

By the end of 2016 the system of supports and opportunities will be strengthened to include:

1. A diverse array of youth development experiences engaging 80% of youth ages 11-18 in one or more diverse program offerings and/or work, volunteer, or career experiences. This means that each neighborhood will have:
  - a. 3-5 high-quality hubs<sup>1</sup> that serve 60% of 11-18 year olds and their families
  - b. Drop-in center programs that serve 20% of 11-18 year olds
  - c. A variety of youth development academic enrichment, character building and leadership programs, such as service learning; math, science and technology; sports and recreation; arts and culture; homework assistance and tutoring that serve 75% of 11-18 year olds
  - d. Youth employment preparation and employment opportunities that serve 40% of 14-18 year olds
  - e. Volunteer and college and career exposure opportunities that serve 75% of 14-18 year olds
2. Basic services are available to children and their families to include:
  - a. Accessible (cost & geographically proximate) health clinic(s) serving children ages birth to 18
  - b. Tax and public benefits assistance
  - c. High-need food resource
  - d. Access to work

---

<sup>1</sup> Hub = a cluster of activities, including community schools, in safe child and family friendly spaces that are geographically proximate (walking distance)

## **NEIGHBORHOOD CAPACITIES**

**By the end of 2016 each neighborhood will develop the following capacities and assets:**

1. **A sustainable self-determining planning and advocacy body of residents and stakeholders that grows and improves the neighborhood for children**
  - 2016: in addition to an active and sustainable group in each neighborhood, there is a cross-neighborhood policy council
2. **10% of residents, stakeholders and youth are engaged in Good Neighborhood activities**
3. **1% of residents, stakeholders and youth are engaged in Good Neighborhood activities (such as the Leadership Academy, policy training, Youth Councils, governance bodies, Small Grants Review Panel) to build sustained youth and adult leadership**
4. **3-5 community-based anchor<sup>2</sup> organizations**
5. **The neighborhood culture values kids. This means that in each neighborhood:**  
There is an increase in caring adults (coaches, tutors, mentors, etc.) & culture in the neighborhood values academic achievement for every child
6. **There is a sustainable pipeline of public and private resources**
7. **An ability to influence policies and resources to benefit the neighborhood, including:<sup>3</sup>**
  - a. Residents and stakeholders who have capacity to influence the schools and other organizations and factors affecting their neighborhood
  - b. Policy-makers who know and have relationships with the neighborhood
  - c. Residents and stakeholders who have the ability to mobilize public will

## **SYSTEMS AND POLICIES AFFECTING NEIGHBORHOODS (OPPORTUNISTIC)**

1. **Models of system integration, such as**
  - Foster care
  - Prisoner re-entry
2. **Leveraging public and private resources to support and sustain neighborhood projects, such as**
  - Foreclosure prevention
  - Availability of healthy food
  - Access to work

---

<sup>2</sup> Anchor = community-based organizations that have the expertise, and financial and leadership stability to sustain and advance the neighborhood's agenda for children. These organizations may or may not be part of a hub

<sup>3</sup> Specific 2016 goals and 2012 benchmarks have yet to be determined for this goal as well as some above

# The Skillman Foundation Grant Budget Summary - Grant Inquiry

**Organization Name:**  
**Project Name:**  
**Fiscal Year Start Date:**  
**Estimated Project Start Date**  
 (Enter MM/DD/YYYY format):  
**Estimated Project End Date**  
 (Enter MM/DD/YYYY format):

## PROJECT EXPENSES

Include the total amount for each of the budget categories below. Include costs that are directly related to the project and indirect costs that are shared by all projects/programs of your organization, such as the cost of the audit, copier, lease and liability insurance. **Note: Total Expenses must not exceed Total Revenue.**

1. Project Personnel	Role on Project	% of Effort on Project	Total Annual Salary and Fringe	Total Amount for Project (all sources)	Total Amount Requested from Skillman
Staff Title/Name					
<b>Total Salaries and Fringe Benefits</b>			\$0	\$0	\$0

## 2. Project Partners and Consultants

Organization or Individual Consultant Name	Role on Project	# of Days Contracted	Total Fee	Total for Project (all sources)	Total Amount Requested from Skillman
<b>Total Consultant Fees</b>		0	\$0	\$0	\$0

## NARRATIVE EXPLANATIONS

**Budget Narrative:** Certain budget line items from the Budget Summary may need a narrative explanation. Please provide details, as needed

*Narrative. If you have not identified specific staff, briefly describe your plan for when and how you will identify or hire project staff*

*Narrative please describe in the section below your plan for when and how you will use external partners or consultants*



3. Other Project Direct Costs				Narrative If a line item is particularly high, give a rationale in the section below describing how these monies will be spent to achieve the project's goals	
		Total for Project (all sources)	Total Amount Requested from Skillman		
Insurance					
Travel/Transportation					
Technology/Equipment					
Publications, communications and outreach					
Office and Utilities (Supplies, printing, copying, telephone, Internet, postage, electricity, heat, security, web hosting, etc.)					
Rent					
Maintenance					
Other (itemize)					
Other (itemize)					
Other (itemize)					
<b>Total Project Direct Costs</b>		<b>\$0</b>	<b>\$0</b>		
<b>4. Indirect Project Costs (IDC)-</b> The Foundation pays for indirect costs only when it is standard grantee policy. You must speak to a program officer before including a percentage amount for IDC.					
				Total Amount Requested from Skillman	
<b>Total IDC</b>					
<b>Total Project Expenses</b>		<b>\$0</b>	<b>\$0</b>		
<b>PROJECT REVENUE</b>					
Received: Revenue already received.					
Committed: Revenue that has been secured for this project from all sources other than The Skillman Foundation					
Pending: Revenue that you expect to be secured for this project from all sources other than The Skillman Foundation.					
				Committed or Received	Pending
Narrative For each of the line items below please describe why you think this requested funding will be granted					
<b>1. Grants/Contracts/ Contributions</b>					
Skillman Request					
Government (itemize)					
enter name					
enter name					
enter name					
Foundations (itemize)					
enter name					
enter name					

enter name					
Corporations (itemize)					
enter name					
enter name					
enter name					
Individuals					
Others (itemize)					
enter name					
enter name					

<b>2. Earned Project Specific Income</b>					
Admissions/Ticket Sales Fees					
Publications & Products					
Other (itemize)					

<b>3. Membership Project Specific Income</b>					
Membership Income					

<b>4. Endowment Project Specific Income</b>					
Endowment Income					

<b>5. Other Project Specific Income</b>					
Other (itemize)					
<b>Total Project Revenue</b>				\$0	\$0

<b>6. Other Project Specific Resources (Estimated value of non-monetary contributions to the project)</b>					
In-Kind					
Volunteer Services					
<b>Total Other Project Specific Resources</b>				\$0	\$0
<b>Total Project Revenues and Project Specific Resources</b>					
				\$0	\$0
<b>Total Committed, Received and Pending Project Revenues from all sources</b>					
<b>MINUS Total Project Expenses</b>					
				\$0	\$0

<b>Regranting</b>					
Amount of Funds to be Transferred to Partner Organizations					



SKILLMAN FOUNDATION GRANT APPLICATION  
PROJECT NARRATIVE – LEGACY GRANT

Organization Name: \_\_\_\_\_

Project Title: \_\_\_\_\_

Date of Application: \_\_\_\_\_

Request Amount: \_\_\_\_\_

**INSTRUCTIONS:** Please provide your written response to each of these questions in the same order as shown below. Be sure to answer each question as completely as possible, within the size-limit guidelines. The quality and appropriateness of responses is valued over quantity.

1. **Need:** What specific problems, challenges or needs does this grant request address? What data or information do you have to demonstrate the need? *(Maximum of 250 words)*
2. **Project's objectives:** What are the project's objectives to help you solve the problems? Identify the specific changes in the target population that your project will address. The objectives must be specific enough to be measured. Please be sure to list each objective separately in bulleted format. *(Maximum of 500 words)*
3. **Project's services and activities:** List what you will do in order to accomplish the objectives. What services will you provide? What activities will you organize? How will your staff provide these services and activities? Be sure to list each activity separately in bulleted format. *(Maximum of 500 words)*
4. **Staff experience and expertise:** Please describe what specific experience and demonstrated expertise each of your project team members have to successfully conduct and manage the project. *(Please do not attach staff resumes)* *(Maximum of 500 words)*
5. **Accomplishments:** Please describe in detail the project's accomplishments in the past twelve months. *(Maximum of 500 words)*

# The Skillman Foundation Grant Budget Summary - LEGACY GRANT

**Organization Name:**  
**Project Name:**  
**Fiscal Year Start Date:**  
**Estimated Project Start Date**  
 (Enter MM/DD/YYYY format):  
**Estimated Project End Date**  
 (Enter MM/DD/YYYY format):

## ORGANIZATIONAL EXPENSES

Please include the total amount for expenses from your organizational budget in each of the two budget categories below and include the amount requested from Skillman. Do not itemize expenses.

### 1. Personnel

		% of Skillman Request of total budget	Your Organizational Budget - Total Annual Salary and Fringe	Total Amount Requested from Skillman
Total Salaries and Fringe Benefits		#DIV/0!		

### 2. Other Organizational Direct Costs - Non Personnel

		% of Skillman Request of total budget	Your Organizational Budget - Total Non Personnel	Total Amount Requested from Skillman
Other Organizational Direct Costs - Non Personnel		#DIV/0!		

**Total**

#DIV/0!

## NARRATIVE EXPLANATIONS

**Budget Narrative:** Certain budget line items from the Budget Summary may need a narrative explanation. Please provide details, as needed.

**THE SKILLMAN FOUNDATION (TAX I.D.#38-1675780)**  
**FORM 990-PF - CALENDAR YEAR 2011**  
**PART XV**

GRANTEE	PAID	Relationship to foundation manager or contributor	Foundation status of Recipient
<b>GOOD SCHOOLS</b>			
<b>Black Family Development, Inc</b> Detroit, MI This grant will provide training and resources to coordinate a Restorative Practices strategy to address the issue of student safety, particularly in the Coda and	130,000	N/A	Public Charities or equivalents as defined in sections 501(C)(3)
<b>Children's Defense Fund</b> Washington, DC This grant will support a coordinator to establish Freedom Schools, which provide high-quality summer learning experiences for children, ages 8-18. Five schools will be opened in Skillman neighborhoods with five more in subsequent years	65,000	N/A	Public Charities or equivalents as defined in sections 501(C)(3)
<b>City Year, Inc</b> Boston, MA This grant will continue support for dropout prevention efforts in the Northend Central, Coda Rouge, Osborn and Southwest Skillman-targeted neighborhoods	175,000	N/A	Public Charities or equivalents as defined in sections 501(C)(3)
<b>Detroit Cristo Rey High School</b> Detroit, MI This grant will continue to support Detroit Cristo Rey, a co-ed Catholic high school in Southwest Detroit that uses a rigorous college-preparatory curriculum coupled with student corporate work assignments. The program will better equip students for college by improving mathematics, reading comprehension and writing skills	150,000	N/A	Public Charities or equivalents as defined in sections 501(C)(3)
<b>Detroit Edison Public School Academy</b> Detroit, MI This grant will enable Detroit Edison Public School Academy and its management company New Paradigm for Education to facilitate the turn around of Loving and Glazer Elementary schools located in the Northend	75,000	N/A	Public Charities or equivalents as defined in sections 501(C)(3)
<b>Detroit Parent Network</b> Detroit, MI This grant will continue to support a neighborhood-based campaign to increase high school graduation and college enrollment among at-risk students	250,000	N/A	Public Charities or equivalents as defined in sections 501(C)(3)

GRANTEE	PAID	Relationship to foundation manager or contributor	Foundation status of Recipient
<b><u>GOOD SCHOOLS CONT.</u></b>			
<b>Detroit Regional Chamber Foundation, Inc.</b> Detroit, MI This grant will continue efforts to increase the number of business and civic organizations engaged in meaningful school-based partnerships with special focus on schools located in the Foundation's targeted neighborhoods	105,000	N/A	Public Charities or equivalents as defined in sections 501(C)(3)
<b>Development Centers, Inc.</b> Detroit, MI This grant will continue to offer high-quality early childhood experiences that promote early literacy and numeracy, along with resources and supports that assist families in providing an environment that nurtures young children and gives them the skills to succeed	100,000	N/A	Public Charities or equivalents as defined in sections 501(C)(3)
<b>Educational Achievement Authority Fund</b> Lansing, MI This grant will help finance the planning process of the Education Achievement Authority to ensure that the strategies are grounded in best practices that will improve the academic outcomes for vulnerable children	75,000	N/A	Public Charities or equivalents as defined in sections 501(C)(3)
<b>Education Trust, Inc.</b> Washington, D C This grant will continue to help shape the redesign of Michigan's educational system by providing policymakers, educators and citizens with high-quality independent data to evaluate the effectiveness of existing and proposed new policies, practices and	200,000	N/A	Public Charities or equivalents as defined in sections 501(C)(3)
<b>First Book</b> Washington, D C This grant will provide funding to bolster a neighborhood-based literacy campaign and give approximately 4,000 youth, ages 4-14, the opportunity to establish home libraries and tools needed to develop critical early literacy skills	20,000	N/A	Public Charities or equivalents as defined in sections 501(C)(3)

GRANTEE	PAID	Relationship to foundation manager or contributor	Foundation status of Recipient
<b><u>GOOD SCHOOLS CONT.</u></b>			
<b>Making the Grade</b>			
Good Schools			
Bates Academy - Elementary	10,000	N/A	Public Charities or equivalents as defined in sections 501(C)(3)
Bates Academy - Middle School	10,000	N/A	Public Charities or equivalents as defined in sections 501(C)(3)
Burton International Schools	10,000	N/A	Public Charities or equivalents as defined in sections 501(C)(3)
Chrysler Elementary School	10,000	N/A	Public Charities or equivalents as defined in sections 501(C)(3)
Renaissance High School	10,000	N/A	Public Charities or equivalents as defined in sections 501(C)(3)
University of Detroit Jesuit	10,000	N/A	Public Charities or equivalents as defined in sections 501(C)(3)
<b>Michigan Future, Inc.</b>			
Ann Arbor, MI			
This grant will continue the establishment of a high school intermediary to accelerate the creation of new high-quality high schools, serving low-income and minority students in metro Detroit.	750,000	N/A	Public Charities or equivalents as defined in sections 501(C)(3)
<b>Michigan State University</b>			
East Lansing, MI			
Good Schools Resource Center-Detroit. The Center will serve as the hub of the Good Neighborhoods' school-improvement strategy, to offer high-quality support to school leaders, by helping them explore, support and implement research-based strategies to improve the	750,000	N/A	Public Charities or equivalents as defined in sections 501(C)(3)
<b>National Association of Charter School Authorizers</b>			
Chicago, IL			
This grant will provide assistance to the Detroit Public Schools' Renaissance 2012 initiative as the District creates a competitive and rigorous process to seek schools that it will authorize as charters beginning in fall 2011 and fall 2012	200,000	N/A	Public Charities or equivalents as defined in sections 501(C)(3)
<b>The New Common School Foundation</b>			
Detroit, MI			
This grant will help sustain high-quality educational options for Detroit students. It provides funding to develop a business plan to expand the capacity of a high performing charter school system to serve more children from across the city and the six Skidman-targeted neighborhoods, particularly Osborn	75,000	N/A	Public Charities or equivalents as defined in sections 501(C)(3)

<b>GRANTEE</b>	<b>PAID</b>	<b>Relationship to foundation manager or contributor</b>	<b>Foundation status of Recipient</b>
<b><u>GOOD SCHOOLS CONT.</u></b>			
<b>New Detroit, Inc. Detroit, MI  This grant will continue to support the operations of Excellent Schools Detroit, a nonprofit established to implement a citywide education reform plan to ensure every Detroit child is in an excellent school by 2020</b>	<b>500,000</b>	N/A	Public Charities or equivalents as defined in sections 501(C)(3)
<b>New Urban Learning Detroit, MI  This grant will support the start-up and expansion of a new high-performing school in Detroit serving middle and high school students</b>	<b>150,000</b>	N/A	Public Charities or equivalents as defined in sections 501(C)(3)
<b>Regents of the University of Michigan Ann Arbor, MI  This grant will continue the provision of literacy tutors at low-performing neighborhood schools in the Brightmoor, Cody Rouge and Southwest neighborhoods. Additionally, the grant will provide resources to develop a research-based strategy to expand and sustain the work in the targeted neighborhoods</b>	<b>55,000</b>	N/A	Public Charities or equivalents as defined in sections 501(C)(3)
<b>Skillman Scholars Program</b>			
<b>Cranbrook Educational Community Bloomfield Hills, MI Scholarships for three academically gifted, minority youth from the Detroit area to attain the skills necessary to be future leaders who will be successful in challenging higher education settings</b>	<b>76,230</b>	N/A	Public Charities or equivalents as defined in sections 501(C)(3)
<b>Detroit Country Day School Beverly Hills, MI Scholarships for two academically gifted, minority youth from the Detroit area to attain the skills necessary to be future leaders that will be successful in challenging higher education settings</b>	<b>49,632</b>	N/A	Public Charities or equivalents as defined in sections 501(C)(3)
<b>University Liggett School Grosse Pointe, MI Scholarships for three academically gifted, minority youth from the Detroit area to attain the skills necessary to be future leaders who will be successful in challenging higher education settings</b>	<b>63,392</b>	N/A	Public Charities or equivalents as defined in sections 501(C)(3)
<b>Skillman College Scholarship</b>			
Brian Hamilton	950	N/A	
Tre'Dez Colbert	1,000	N/A	
Brandon McNeal	1,000	N/A	
Kwabena Nuamah	1,000	N/A	
Niamath Khandaker	1,000	N/A	
Brandon Hill	1,000	N/A	
Danielle Smith	1,000	N/A	
Dominic Babb	1,000	N/A	
Kalin Sellers	735	N/A	
Aaron Spratt	1,000	N/A	
Damiana Sorrell	743	N/A	
Cherry Tolbert	484	N/A	
Daniel Jackson	1,000	N/A	



GRANTEE	PAID	Relationship to foundation manager or contributor	Foundation status of Recipient
<b><u>GOOD SCHOOLS CONT.</u></b>			
<b>Southwest Counseling and Development Services</b>			
Detroit, MI			
This grant will continue to improve school readiness among young children by ensuring quality early childhood development interactions. It will also provide parents with information and education through a Quality Rating and Improvement System (QRIS), essentially an early childhood report card, to help them choose quality child care, as well as strengthen existing child care services.			
	150,000	N/A	Public Charities or equivalents as defined in sections 501(C)(3)
<b>Teach for America, Inc.</b>			
New York, NY			
This grant will continue to provide support in bringing 100 outstanding college graduates annually to teach in public and charter schools. It also will recruit Teach for America (TFA) alumni to become school leaders in new and existing schools.			
	500,000	N/A	Public Charities or equivalents as defined in sections 501(C)(3)
<b>The YES Foundation</b>			
Bingham Farms, MI			
This grant will advance the academic achievement of low performing students in the new Gompers K-8 school located in the Bingham Farms community.			
	33,000	N/A	Public Charities or equivalents as defined in sections 501(C)(3)
<b>United Way for Southeastern Michigan</b>			
Detroit, MI			
This grant will establish an Early Learning Hub in Southwest Detroit with a specific focus on literacy development to prepare children to enter school ready to			
	200,000	N/A	Public Charities or equivalents as defined in sections 501(C)(3)
<b>United Way for Southeastern Michigan</b>			
Detroit, MI			
This grant will continue the conversion of Cody and Osborn high schools, by providing funding through the United Way for Southeastern Michigan's Venture Fund, to the Institute for Student Achievement, enabling research-based intermediaries to help transform the nine small schools located on the two high school campuses. Additionally, 11th and 12th graders, at both campuses, will receive ACT tutoring through the ACES Program.			
	400,000	N/A	Public Charities or equivalents as defined in sections 501(C)(3)
<b>TOTAL GOOD SCHOOLS</b>	<b>5,369,166</b>		
<b><u>GOOD NEIGHBORHOODS</u></b>			
<b>Accounting Aid Society</b>			
Detroit, MI			
This grant will continue to improve economic stability of families with children in Southwest, Osborn and Cody Rouge neighborhoods by increasing their immediate financial assets. This grant will support the operation of two free tax preparation centers, including a special extension of services in Cody Rouge.			
	240,000	N/A	Public Charities or equivalents as defined in sections 501(C)(3)

GRANTEE	PAID	Relationship to foundation manager or contributor	Foundation status of Recipient
<b><u>GOOD NEIGHBORHOODS CONT.</u></b>			
<b>Alternatives for Girls</b>			
Detroit, MI			
This grant will provide support and staff to the Chadsey Condon Community Organization (CCCO), a resident-stakeholder partnership, to conduct planning and advocacy to improve the conditions for children living in the Chadsey Condon neighborhood			
	160,000	N/A	Public Charities or equivalents as defined in sections 501(C)(3)
<b>Alternatives for Girls</b>			
Detroit, MI			
This grant continues support for a successful youth development program in Chadsey Condon that grows and nurtures a cadre of young people to participate in community service, leadership training and civic engagement			
	115,000	N/A	Public Charities or equivalents as defined in sections 501(C)(3)
<b>Arab Community Center for Economic and Social Services</b>			
Dearborn, MI			
This grant will support a project that mobilizes Arab-American and non-Arab organizers to engage residents and plan projects that create positive change in Chadsey Condon and Cody Rouge neighborhoods			
	80,000	N/A	Public Charities or equivalents as defined in sections 501(C)(3)
<b>Big Brothers Big Sisters of Metropolitan Detroit</b>			
Detroit, MI			
This grant will engage a new group of African-American and Latino boys in positive mentoring relationships Drawing upon existing partnerships with several fraternities, faith-based partners, law enforcement agencies and affinity membership organizations, Big			
	100,000	N/A	Public Charities or equivalents as defined in sections 501(C)(3)
<b>Black Family Development, Inc</b>			
Detroit, MI			
This grant will provide support for community engagement in two GN neighborhoods The Osborn neighborhood will have continued community engagement through block club development, leadership training and community policing with an enhanced focus on Promise Neighborhoods census tracts to improve outcomes for children and their families The Cody Rouge community will benefit from strategies learned from Osborn's efforts to reestablish block clubs to build social cohesion to work towards improving conditions for children, youth and the community			
	300,000	N/A	Public Charities or equivalents as defined in sections 501(C)(3)
<b>Boys &amp; Girls Clubs of Southeastern Michigan</b>			
Farmington Hills, MI			
This grant will expand programming to 200 at-risk youth from the Fisher Upper Academy, a Detroit Public magnet school bordering the Osborn neighborhood			
	40,000	N/A	Public Charities or equivalents as defined in sections 501(C)(3)

GRANTEE	PAID	Relationship to foundation manager or contributor	Foundation status of Recipient
<b>GOOD NEIGHBORHOODS CONT.</b>			
<b>Bridging Communities, Inc.</b> Detroit, MI This grant will support an intergenerational learning service and skills exchange program referred to as "Unity in the Community TimeBank." Thirty-five youth will be trained in community building and lifeskills	65,000	N/A	Public Charities or equivalents as defined in sections 501(C)(3)
<b>Brightmoor Community Center</b> Detroit, MI This grant will continue programming for youth, ages 13-18, through further development and expansion of two teen programs the Detroit Young Citizens and "Stepping Up" Career Mentoring Group in Brightmoor	50,000	N/A	Public Charities or equivalents as defined in sections 501(C)(3)
<b>Central Detroit Christian Community Development Corporation</b> Detroit, MI This grant will provide support for a student leadership development through a nutrition awareness project in Detroit International Academy for Young Women (DIA). This school is located in the Northend Central Woodward community	30,000	N/A	Public Charities or equivalents as defined in sections 501(C)(3)
<b>City Connect Detroit</b> Detroit, MI This grant will provide general operating support to develop effective nonprofit collaborations that solicit revenues from public and private sources to address outcomes for children in the city of Detroit to be safe,	225,000	N/A	Public Charities or equivalents as defined in sections 501(C)(3)
<b>City Mission</b> Detroit, MI This grant will continue support for programs that provide academic, character development, life-skills enrichment and family support for young children, ages 11-18, residing in the Brightmoor community	100,000	N/A	Public Charities or equivalents as defined in sections 501(C)(3)
<b>Clark Park Coalition</b> Detroit, MI This grant will continue to support and expand high-quality after-school programs, including recreation, tutoring and arts at Clark Park. It also supports youth employment as a strategy to strengthen the capacity of the organization	110,000	N/A	Public Charities or equivalents as defined in sections 501(C)(3)
<b>College for Creative Studies</b> Detroit, MI This grant provides continued support for the implementation of a community public art program involving residents and youth. Residents and stakeholders are engaged in creating highly visible, long-lasting projects in each of the six target neighborhoods	140,000	N/A	Public Charities or equivalents as defined in sections 501(C)(3)

GRANTEE	PAID	Relationship to foundation manager or contributor	Foundation status of Recipient
<b><u>GOOD NEIGHBORHOODS CONT.</u></b>			
<b>College for Creative Studies</b> Detroit, MI This grant will continue support for a successful arts-based collaborative to provide youth development programs in all six Skilman neighborhoods	225,000	N/A	Public Charities or equivalents as defined in sections 501(C)(3)
<b>Community Foundation for Southeastern Michigan</b> Detroit, MI This grant will support the implementation of the city of Detroit's Youth Violence Prevention Plan in three neighborhoods including Cody Rouge, Osborn and Denby	75,000	N/A	Public Charities or equivalents as defined in sections 501(C)(3)
<b>Detroit Area Pre-College Engineering Program</b> Detroit, MI This grant is increasing the number of African-American males enrolling in science and engineering courses while in high school	150,000	N/A	Public Charities or equivalents as defined in sections 501(C)(3)
<b>Detroit Hispanic Development Corporation</b> Detroit, MI This grant will support an afterschool program for Southwest Detroit youth, ages 11-18, that provides structured activities in graphic arts focused on developing life skills and academic achievement	85,000	N/A	Public Charities or equivalents as defined in sections 501(C)(3)
<b>Detroit Hispanic Development Corporation</b> Detroit, MI The grant will continue to strengthen and support the collaboration of six Latino-led organizations through the implementation of a Latino Agenda for Southwest Detroit children, youth and families	185,000	N/A	Public Charities or equivalents as defined in sections 501(C)(3)
<b>Detroit Hispanic Development Corporation</b> Detroit, MI This grant trains youth leaders to act as ambassadors and trainers of other youth to expand the scale of positive youth development outreach and activities throughout Chadsey Condon and Southwest Detroit neighborhoods	100,000	N/A	Public Charities or equivalents as defined in sections 501(C)(3)
<b>Detroit Parent Network</b> Detroit, MI This grant will support general operations and core activities to ensure parents in the Good Neighborhoods have access to training and resources and are equipped to advocate on behalf of their children	200,000	N/A	Public Charities or equivalents as defined in sections 501(C)(3)
<b>Detroit Youth Foundation</b> Detroit, MI This grant will increase the capacity of YouthVille Detroit by supporting a volunteer coordinator to recruit, train and secure additional adults to mentor and tutor youth at the center located in the Northend Central neighborhood	50,000	N/A	Public Charities or equivalents as defined in sections 501(C)(3)

GRANTEE	PAID	Relationship to foundation manager or contributor	Foundation status of Recipient
<b><u>GOOD NEIGHBORHOODS CONT.</u></b>			
<b>Don Bosco Hall, Inc.</b> Detroit, MI This grant will provide support and staff to the Cody Rouge Community Action Alliance, a resident-stakeholder partnership, to conduct planning and advocacy to improve the conditions for children living in the Cody Rouge neighborhood	165,000	N/A	Public Charities or equivalents as defined in sections 501(C)(3)
<b>Don Bosco Hall, Inc.</b> Detroit, MI This grant will support a high-quality youth development and community resource center in the Cody Rouge neighborhood. The Don Bosco Hall Community Resource Center houses several area nonprofits, providing youth afterschool program services and structured recreation to address needs and service gaps identified by the community	200,000	N/A	Public Charities or equivalents as defined in sections 501(C)(3)
<b>InsideOut Literary Arts Project</b> Detroit, MI This grant continues support for the operation of an organization to provide high-quality innovative arts programming in 14 Good Neighborhoods schools. The organization's in-school and afterschool instruction uses poetry, performance, graphic arts and other media to help students become enthusiastic about writing and learning to write	50,000	N/A	Public Charities or equivalents as defined in sections 501(C)(3)
<b>Joy-Southfield Community Development Corporation, Inc</b> Detroit, MI This grant will increase the capacity of Joy-Southfield Community Development Corporation (CDC) to begin implementation of their five-year strategic plan to make a commercial strip more child and family friendly by strengthening community engagement and employment opportunities to the community	40,000	N/A	Public Charities or equivalents as defined in sections 501(C)(3)
<b>Latin Americans for Social and Economic Development, Inc.</b> Detroit, MI This grant will support a recreation center that will serve youth, 11-18, from Southwest Detroit neighborhoods during non-school hours	85,000	N/A	Public Charities or equivalents as defined in sections 501(C)(3)
<b>Living Cities Inc., The National Community Development Initiative</b> New York, NY This grant supports neighborhood revitalization of a targeted portion of Northend Central Woodward, as part of the Living Cities investment in the Mid-Town Integration Initiative	170,000	N/A	Public Charities or equivalents as defined in sections 501(C)(3)
<b>Local Initiatives Support Corporation</b> New York, NY This grant will spur physical and community development in three Good Neighborhoods: Northend Central Woodward, Osborn and Southwest, to contribute	250,000	N/A	Public Charities or equivalents as defined in sections 501(C)(3)

GRANTEE	PAID	Relationship to foundation manager or contributor	Foundation status of Recipient
<b><u>GOOD NEIGHBORHOODS CONT.</u></b>			
<b>Matrix Human Services</b> Detroit, MI This grant will continue to support an anchor agency in the Osborn community to provide and coordinate youth and family services to meet the social, physical, spiritual and educational needs of youth and their families	150,000	N/A	Public Charities or equivalents as defined in sections 501(C)(3)
<b>Matrix Human Services</b> Detroit, MI This grant will provide support and staff to the Osborn Neighborhood Alliance (ONA), a resident-stakeholder partnership, to conduct planning and advocacy to improve the conditions for children living in the Osborn	170,000	N/A	Public Charities or equivalents as defined in sections 501(C)(3)
<b>Matrix Theatre Company, Inc.</b> Detroit, MI This grant will continue a youth development program that uses theater arts to prepare youth for adulthood through community engagement and leadership	50,000	N/A	Public Charities or equivalents as defined in sections 501(C)(3)
<b>Michigan's Children</b> Lansing, MI This grant continues support for a neighborhood-based youth-focused communications network run by youth who research write articles, produce commentary and create videos about important issues	90,000	N/A	Public Charities or equivalents as defined in sections 501(C)(3)
<b>Motor City Blight Busters, Inc.</b> Detroit, MI This grant will support a year-round community clean-up and park maintenance program in the Brightmoor neighborhood	50,000	N/A	Public Charities or equivalents as defined in sections 501(C)(3)
<b>Mosaic Youth Theatre of Detroit</b> Detroit, MI This grant continues providing high-quality, youth performing arts training, college exposure and professional development activities for youth, 11-18, in the Southwest, Northend and Osborn Skillman	50,000	N/A	Public Charities or equivalents as defined in sections 501(C)(3)
<b>National Community Development Institute</b> Oakland, CA To continue leadership training for residents and nonprofits to better equip the six targeted neighborhoods to meet the Foundation's 2016 goals, and to continue	40,000	N/A	Public Charities or equivalents as defined in sections 501(C)(3)
<b>Neighborhood Service Organization</b> Detroit, MI This grant continues support for youth-led leadership development, violence and substance abuse intervention and prevention programs for middle and high school students, including targeted outreach to Hmong youth in the Osborn neighborhood	120,000	N/A	Public Charities or equivalents as defined in sections 501(C)(3)
<b>People's Community Services of Metropolitan Detroit</b> Detroit, MI This grant will initiate a public policy advocacy project that will advance the issues of transportation for underserved youth populations in all Skillman-targeted neighborhoods Brightmoor, Chadsey Condon, Cody Rouge, Northend Central Woodward, Osborn and Southwest Detroit	45,000	N/A	Public Charities or equivalents as defined in sections 501(C)(3)

GRANTEE	PAID	Relationship to foundation manager or contributor	Foundation status of Recipient
<b><u>GOOD NEIGHBORHOODS CONT.</u></b>			
<b>The Pewabic Society, Inc.</b> Detroit, MI This grant will support the coordination of arts-based high-quality youth development programming at a community center in the Cody Rouge neighborhood,	60,000	N/A	Public Charities or equivalents as defined in sections 501(C)(3)
<b>Prevailing Community Development Corporation</b> Detroit, MI This grant supports a successful youth employment preparation, internship and life skills training program serving youth who are residents of the Chadsey Condon community of the Good Neighborhoods	85,000	N/A	Public Charities or equivalents as defined in sections 501(C)(3)
<b>Prevention Network</b> Lansing, MI This grant supports continued implementation of the neighborhood small grants program that provides up to \$5,000 for community-based, resident-driven projects in Bightmoor, Chadsey Condon, Cody Rouge, Northend Central, Osborn and Southwest Detroit Neighborhoods	440,000	N/A	Public Charities or equivalents as defined in sections 501(C)(3)
<b>Regents of the University of Michigan</b> Ann Arbor, MI This grant will continue to support technical assistance to effectively implement the Foundation's Good Neighborhoods (GN) work in six targeted communities of Detroit	400,000	N/A	Public Charities or equivalents as defined in sections 501(C)(3)
<b>Southwest Community Mental Health Services Group, Inc</b> Detroit, MI This grant will help fund the continuation and expansion of youth organizing in Chadsey Condon, Southwest Detroit and Osborn by mobilizing young people to advocate for better schools, safer and cleaner neighborhoods, youth employment, recreational opportunities, and more responsive systems of care for youth	90,000	N/A	Public Charities or equivalents as defined in sections 501(C)(3)
<b>Southwest Detroit Business Association, Inc</b> Detroit, MI This grant will provide support and staff to the Southwest Detroit Neighborhoods Congress of Communities, a	175,000	N/A	equivalents as defined in sections 501(C)(3)
<b>Southwest Detroit Business Association, Inc.</b> Detroit, MI This grant will continue support for high-quality performing arts training for children, youth and adults in Southwest Detroit	90,000	N/A	Public Charities or equivalents as defined in sections 501(C)(3)
<b>Southwest Housing Solutions Corporation</b> Detroit, MI This grant will provide support to youth and young adults to gain employment and directly increase family income, assets and take steps toward building wealth	150,000	N/A	Public Charities or equivalents as defined in sections 501(C)(3)

GRANTEE	PAID	Relationship to foundation manager or contributor	Foundation status of Recipient
<b>GOOD NEIGHBORHOODS CONT.</b>			
<b>St. John Community Health Investment Corporation</b> Southfield, MI This grant supports a youth development program focused on video production of positive news stories in the Osborn community, and creates an outlet to share some of the communities' good news with residents, stakeholders and youth, via their website, social media	35,000	N/A	Public Charities or equivalents as defined in sections 501(C)(3)
<b>Think Detroit PAL, Inc.</b> Detroit, MI This grant will continue support to provide high-quality, developmentally focused organized sports, recreation and leadership-development programs, which will lead to an increased interest in school among participating	250,000	N/A	Public Charities or equivalents as defined in sections 501(C)(3)
<b>United Community Housing Coalition</b> Detroit, MI This grant will expand a Home Rescue Revolving Loan Fund to prevent housing vacancy and blight by assisting families with children in the six Good Neighborhoods to rescue their homes from tax and mortgage foreclosure through home purchase at auction	35,000	N/A	Public Charities or equivalents as defined in sections 501(C)(3)
<b>University Cultural Center Association</b> Detroit, MI This grant will secure professional services that will help the Northend Central Woodward neighborhood identify strategic investment that will help revitalize the neighborhood, align it with current Midtown investment and leverage the Living Cities Integration Initiative	39,000	N/A	Public Charities or equivalents as defined in sections 501(C)(3)
<b>Urban Neighborhood Initiatives, Inc</b> Detroit, MI This grant continues to support the capacity of a community-based organization in the Springwells Village section of Southwest Detroit Neighborhoods to coordinate and increase participation in high-quality youth programming and secure external funding to support revitalization	136,000	N/A	Public Charities or equivalents as defined in sections 501(C)(3)
<b>Vanguard Community Development Corporation</b> Detroit, MI This grant will support a multi-dimensional program that will train youth to use creativity, abstract thinking, art and entrepreneur skills to become self-sufficient and prepared for adulthood	175,000	N/A	Public Charities or equivalents as defined in sections 501(C)(3)
<b>Vanguard Community Development Corporation</b> Detroit, MI This grant will provide support and staff to the Northend Central Woodward Alliance, a resident-stakeholder partnership, to conduct planning and advocacy to improve the conditions for children living in the Northend	155,000	N/A	Public Charities or equivalents as defined in sections 501(C)(3)
<b>Vanguard Community Development Corporation</b> Detroit, MI This grant will help build Vanguard CDC's organizational capacity to serve as a lead anchor organization in the Northend Central Woodward community. The grant increases the organizational and financial stability by hiring a Fund Development Manager, who will coordinate fund development strategies	100,000	N/A	Public Charities or equivalents as defined in sections 501(C)(3)



GRANTEE	PAID	Relationship to foundation manager or contributor	Foundation status of Recipient
<b><u>GOOD NEIGHBORHOODS CONT.</u></b>			
<b>Volunteers in Prevention, Probation and Prisons, Inc.</b> Detroit, MI This grant will provide one-to-one high-quality mentoring services to 446 boys, ages 11-14, in the six Good Neighborhoods communities	85,000	N/A	Public Charities or equivalents as defined in sections 501(C)(3)
<b>Wellspring</b> Detroit, MI This grant will increase the math and reading skills of Brightmoor youth especially Black males through academic enrichment and structured recreation. The grant will also allow an important community partner,	40,000	N/A	Public Charities or equivalents as defined in sections 501(C)(3)
<b>Youth Development Commission</b> Detroit, MI This grant will provide support and staff to the Brightmoor Alliance, a resident-stakeholder partnership, to conduct planning and advocacy to improve the conditions for children living in the Brightmoor neighborhood	165,000	N/A	Public Charities or equivalents as defined in sections 501(C)(3)
	<u>7,255,000</u>		
<b>TOTAL GOOD NEIGHBORHOODS</b>			
<b><u>GOOD OPPORTUNITIES</u></b>			
<b>Alternatives for Girls</b> Detroit, MI This grant will continue to provide general operating for shelter, outreach and prevention services for homeless and high-risk girls and young women in Detroit, mainly in Southwest Detroit and Chadsey Condon	35,000	N/A	Public Charities or equivalents as defined in sections 501(C)(3)
<b>Brandeis University</b> Waltham, MA This grant will provide critical evaluation, learning and performance monitoring activities for the Foundation, including support for an evaluation fellow, dissemination	278,000	N/A	Public Charities or equivalents as defined in sections 501(C)(3)
<b>City Connect Detroit</b> Detroit, MI This grant continues support for Data Driven Detroit (D3), an independent regional community information system that collects, analyzes and disseminates data and information to support evidence-based planning, program and policy decisions	290,000	N/A	Public Charities or equivalents as defined in sections 501(C)(3)
<b>Coalition on Temporary Shelter</b> Detroit, MI This grant will increase the housing and family stability of more than 160 homeless families in Detroit through shelter, meals and supportive services, while providing linkages to transitional, permanent and permanent-supportive housing	100,000	N/A	Public Charities or equivalents as defined in sections 501(C)(3)
<b>Coalition on Temporary Shelter</b> Detroit, MI This grant will increase the housing and family stability of more than 160 homeless families in Detroit through shelter, meals and supportive services, while providing linkages to transitional, permanent and permanent-supportive housing	100,000	N/A	Public Charities or equivalents as defined in sections 501(C)(3)
<b>Coleman A. Young Foundation</b> Detroit, MI This grant will support implementation of The Skillman Foundation 50 Promising Youth Legacy Awards scholarship program in partnership with the Coleman A Young Foundation. Fifty promising youth will be supported to graduate from high school and attain post-secondary education	150,000	N/A	Public Charities or equivalents as defined in sections 501(C)(3)

GRANTEE	PAID	Relationship to foundation manager or contributor	Foundation status of Recipient
<b>GOOD OPPORTUNITIES</b>			
<b>Community Foundation for Southeast Michigan</b> Detroit, MI This grant will support a coordinated response from the philanthropic sector to speed the transition of the region to a new knowledge-based economy and ensure that all Detroit-area residents are able to prosper in this new competitive era	400,000	N/A	Public Charities or equivalents as defined in sections 501(C)(3)
<b>Council of Michigan Foundations</b> Grand Haven, MI This grant will support two public policy fellowships for neighborhoods and schools. The fellows help to identify and align local, state and national policy targets that can advance the Foundation's work.	150,000	N/A	Public Charities or equivalents as defined in sections 501(C)(3)
<b>Council of Michigan Foundations</b> Grand Haven, MI This grant will provide continued support to the Office of the Foundation Liaison (OFL) and the new Office of Urban and Metropolitan Initiatives (OUM) to Governor Snyder	75,000	N/A	Public Charities or equivalents as defined in sections 501(C)(3)
<b>Crossroads of Michigan</b> Detroit, MI This grant will provide general operating support for basic needs programs that directly benefit children and improve their outcomes	35,000	N/A	Public Charities or equivalents as defined in sections 501(C)(3)
<b>Forgotten Harvest, Inc.</b> Oak Park, MI This grant will support the distribution of fresh food to Detroit-area emergency food agencies serving families with children. Fresh food distribution has increased in the Foundation's targeted neighborhoods as a result of this effort	150,000	N/A	Public Charities or equivalents as defined in sections 501(C)(3)
<b>Girl Scouts of Southeastern Michigan</b> Detroit, MI This grant will support enrollment in Girl Scouts for at-risk girls in grades K-12 living in Southwest Detroit. Girls will engage in a series of age-appropriate activities that	50,000	N/A	Public Charities or equivalents as defined in sections 501(C)(3)
<b>The Heat and Warmth Fund</b> Detroit, MI This grant will provide emergency heating assistance for low-income households in Wayne, Oakland and Macomb Counties. It will create safe home environments for children by preventing shut-offs and restoring energy services to low-income families unable to obtain sufficient assistance from other resources	150,000	N/A	Public Charities or equivalents as defined in sections 501(C)(3)
<b>The Heat and Warmth Fund</b> Detroit, MI This grant will provide emergency heating assistance for low-income households in Wayne, Oakland and Macomb Counties. It will create safe home environments for children by preventing shut-offs and restoring energy services to low-income families unable to obtain sufficient assistance from other resources	160,746	N/A	Public Charities or equivalents as defined in sections 501(C)(3)
<b>Institute for Research and Reform in Education, Inc</b> Toms River, NJ This grant will engage knowledgeable school reform and community change experts in refining the strategies and goals of the Good Schools work, developing an integrated schools, neighborhoods and youth development plan, and creating a comprehensive evaluation framework	140,000	N/A	Public Charities or equivalents as defined in sections 501(C)(3)
<b>Michigan's Children</b> Lansing, MI This grant builds public will to influence public policy and investments in children and families in Detroit neighborhoods	150,000	N/A	Public Charities or equivalents as defined in sections 501(C)(3)

GRANTEE	PAID	Relationship to foundation manager or contributor	Foundation status of Recipient
<b><u>GOOD OPPORTUNITIES CONT.</u></b>			
<b>Michigan League for Human Services</b> Lansing, MI  This grant will support the 2011 Kids Count in Michigan Data Book, which provides timely information on the well-being of children in Detroit. Credible information helps policymakers and local communities identify children at greatest risk in order to make public and private delivery systems more responsive to their needs.	85,000	N/A	Public Charities or equivalents as defined in sections 501(C)(3)
<b>Michigan's Thanksgiving Parade Foundation</b> Detroit, MI This grant supports the Kids Matter Here Summit II managed by The Parade Company.	160,000	N/A	Public Charities or equivalents as defined in sections 501(C)(3)
<b>Michigan's Thanksgiving Parade Foundation</b> Detroit, MI This grant will support The Skillman Foundation Float Design Contest, which highlights the Foundation's work towards creating good schools and good neighborhoods in the city of Detroit. The float is featured prominently in the Thanksgiving Day Parade and is premiered via a pre-promotional press conference held at the Parade.	75,000	N/A	Public Charities or equivalents as defined in sections 501(C)(3)
<b>National Urban Fellows, Inc</b> New York, NY This grant will support a fellow placed at the Foundation to advance its work for neighborhoods, schools and children. The fellow will work to align local, state and national policy targets.	65,000	N/A	Public Charities or equivalents as defined in sections 501(C)(3)
<b>New Detroit, Inc.</b> Detroit, MI This grant will provide general operating support for New Detroit's continued leadership advancing regional economic and social equity. Promoting economic and social equity helps to reduce poverty and improves outcomes of children in various aspects of their lives.	85,000	N/A	Public Charities or equivalents as defined in sections 501(C)(3)
<b>Old Newsboys Goodfellow Fund of Detroit</b> Detroit, MI This grant continues support for a program that provides basic need enrichment activities and distributes holiday gift boxes to 36,000 children, ages 4 – 13, which includes warm clothing, toys, books and games.	10,000	N/A	Public Charities or equivalents as defined in sections 501(C)(3)
<b>PolicyLink</b> Oakland, CA This grant will support technical assistance to refine and effectively implement the Foundation's public policy and advocacy strategy related to its Change Making program area. The grant will also support participation by residents and stakeholders at a national conference in Detroit on community equity and engagement in policy making.	108,000	N/A	Public Charities or equivalents as defined in sections 501(C)(3)
<b>Regents of the University of Michigan</b> Ann Arbor, MI This grant continues to build the capacity of youth and adults in Brightmoor, Chadsey Condon, Cody Rouge, Northend Central, Osborn and Southwest Detroit to understand, engage and inform public policy issues that affect their communities, through training and technical assistance designed, in partnership, with a national leader in the field.	125,000	N/A	Public Charities or equivalents as defined in sections 501(C)(3)

GRANTEE	PAID	Relationship to foundation manager or contributor	Foundation status of Recipient
<b><u>GOOD OPPORTUNITIES CONT.</u></b>			
<b>United Negro College Fund, Inc.</b> Fairfax, VA This grant will support general operations of the United Negro College Fund (UNCF) and its programs in 39 historically black colleges and universities in the United	50,000	N/A	Public Charities or equivalents as defined in sections 501(C)(3)
<b>Wayne State University</b> Detroit, MI This grant will support two fellowships through the Detroit Revitalization Fellowship program and place them at nonprofit organizations serving Skullman's target neighborhoods	240,000	N/A	Public Charities or equivalents as defined in sections 501(C)(3)
<b><u>GOOD OPPORTUNITIES CONT.</u></b>			
Matching Gifts (Statement 9a)	661,550		
Memberships (Statement 9b)	117,575		
President's Discretionary (Statement 9c)	350,000		
Special Grants (Statement 9d)	184,000		
<b>TOTAL GOOD OPPORTUNITIES</b>	<b><u>4,729,871</u></b>		
<b>TOTAL GRANTS APPROVED</b>	<b><u><u>17,354,036</u></u></b>		

**THE SKILLMAN FOUNDATION (TAX I.D.#38-1675780)**  
**FORM 990-PF - CALENDAR YEAR 2011**  
**PART XV**

**2011 Matching Gifts Paid Listed by Grantee**

<u>Grantee</u>	<u>Paid</u>	<u>Description</u>	<u>Relationship to foundation manager or contributor</u>	<u>Foundation status of Recipient</u>
Abiding Presence Lutheran Church	100	Active Employees/Trustees and Retired Employee/Trustee Matching Gift	N/A	Public Charities or equivalents as defined in sections 501(C)(3)
Adopt A Platoon	168	Active Employees/Trustees and Retired Employee/Trustee Matching Gift	N/A	Public Charities or equivalents as defined in sections 501(C)(3)
Adrian Dominican Sisters	50	Active Employees/Trustees and Retired Employee/Trustee Matching Gift	N/A	Public Charities or equivalents as defined in sections 501(C)(3)
Adrian Dominican Sisters	50	Active Employees/Trustees and Retired Employee/Trustee Matching Gift	N/A	Public Charities or equivalents as defined in sections 501(C)(3)
Alliance Defense Fund, Inc	6,000 00	Active Employees/Trustees and Retired Employee/Trustee Matching Gift	N/A	Public Charities or equivalents as defined in sections 501(C)(3)
Alliance for Children and Families	2,000 00	Active Employees/Trustees and Retired Employee/Trustee Matching Gift	N/A	Public Charities or equivalents as defined in sections 501(C)(3)
Alternatives For Girls (AFG)	500	Active Employees/Trustees and Retired Employee/Trustee Matching Gift	N/A	Public Charities or equivalents as defined in sections 501(C)(3)
Alternatives For Girls (AFG)	1,000 00	Active Employees/Trustees and Retired Employee/Trustee Matching Gift	N/A	Public Charities or equivalents as defined in sections 501(C)(3)
Alumni Association of the University of Michigan	3,000 00	Active Employees/Trustees and Retired Employee/Trustee Matching Gift	N/A	Public Charities or equivalents as defined in sections 501(C)(3)
Alumni Association of the University of Michigan	4,000 00	Active Employees/Trustees and Retired Employee/Trustee Matching Gift	N/A	Public Charities or equivalents as defined in sections 501(C)(3)
Alzheimer's Disease and Related Disorders Association	2,000 00	Active Employees/Trustees and Retired Employee/Trustee Matching Gift	N/A	Public Charities or equivalents as defined in sections 501(C)(3)
American Cancer Society, Inc	500	Active Employees/Trustees and Retired Employee/Trustee Matching Gift	N/A	Public Charities or equivalents as defined in sections 501(C)(3)
American Cancer Society, Inc	200	Active Employees/Trustees and Retired Employee/Trustee Matching Gift	N/A	Public Charities or equivalents as defined in sections 501(C)(3)
American Civil Liberties Union Foundation, Inc	50	Active Employees/Trustees and Retired Employee/Trustee Matching Gift	N/A	Public Charities or equivalents as defined in sections 501(C)(3)
American Civil Liberties Union Foundation, Inc	90	Active Employees/Trustees and Retired Employee/Trustee Matching Gift	N/A	Public Charities or equivalents as defined in sections 501(C)(3)
American Civil Liberties Union Foundation, Inc	50	Active Employees/Trustees and Retired Employee/Trustee Matching Gift	N/A	Public Charities or equivalents as defined in sections 501(C)(3)
American Heart Association, Inc	50	Active Employees/Trustees and Retired Employee/Trustee Matching Gift	N/A	Public Charities or equivalents as defined in sections 501(C)(3)
American Heart Association, Inc	50	Active Employees/Trustees and Retired Employee/Trustee Matching Gift	N/A	Public Charities or equivalents as defined in sections 501(C)(3)
American Heart Association, Inc	50	Active Employees/Trustees and Retired Employee/Trustee Matching Gift	N/A	Public Charities or equivalents as defined in sections 501(C)(3)
American Heart Association, Inc	50	Active Employees/Trustees and Retired Employee/Trustee Matching Gift	N/A	Public Charities or equivalents as defined in sections 501(C)(3)

## 2011 Matching Gifts Paid Listed by Grantee

<u>Grantee</u>	<u>Paid</u>	<u>Description</u>	<u>Relationship to foundation manager or contributor</u>	<u>Foundation status of Recipient</u>
American Heart Association, Inc	50	Active Employees/Trustees and Retired Employee/Trustee Matching Gift	N/A	Public Charities or equivalents as defined in sections 501(C)(3)
American Heart Association, Inc	50	Active Employees/Trustees and Retired Employee/Trustee Matching Gift	N/A	Public Charities or equivalents as defined in sections 501(C)(3)
American Heart Association, Inc	50	Active Employees/Trustees and Retired Employee/Trustee Matching Gift	N/A	Public Charities or equivalents as defined in sections 501(C)(3)
American Institute for Cancer Research	50	Active Employees/Trustees and Retired Employee/Trustee Matching Gift	N/A	Public Charities or equivalents as defined in sections 501(C)(3)
American National Red Cross	200	Active Employees/Trustees and Retired Employee/Trustee Matching Gift	N/A	Public Charities or equivalents as defined in sections 501(C)(3)
American National Red Cross	1,000 00	Active Employees/Trustees and Retired Employee/Trustee Matching Gift	N/A	Public Charities or equivalents as defined in sections 501(C)(3)
Barbara Ann Karmanos Cancer Institute	2,000 00	Active Employees/Trustees and Retired Employee/Trustee Matching Gift	N/A	Public Charities or equivalents as defined in sections 501(C)(3)
Barbara Ann Karmanos Cancer Institute	670	Active Employees/Trustees and Retired Employee/Trustee Matching Gift	N/A	Public Charities or equivalents as defined in sections 501(C)(3)
Basilica of the National Shrine of the Immaculate Conception	120	Active Employees/Trustees and Retired Employee/Trustee Matching Gift	N/A	Public Charities or equivalents as defined in sections 501(C)(3)
Berean Chapel of Detroit	5,900 00	Active Employees/Trustees and Retired Employee/Trustee Matching Gift	N/A	Public Charities or equivalents as defined in sections 501(C)(3)
Bethel A M E Church	6,000 00	Active Employees/Trustees and Retired Employee/Trustee Matching Gift	N/A	Public Charities or equivalents as defined in sections 501(C)(3)
Bethel A M E Church	4,200 00	Active Employees/Trustees and Retired Employee/Trustee Matching Gift	N/A	Public Charities or equivalents as defined in sections 501(C)(3)
Black Family Development, Inc	500	Active Employees/Trustees and Retired Employee/Trustee Matching Gift	N/A	Public Charities or equivalents as defined in sections 501(C)(3)
Blind Children and Adults	100	Active Employees/Trustees and Retired Employee/Trustee Matching Gift	N/A	Public Charities or equivalents as defined in sections 501(C)(3)
Boy Scouts of America Council	1,000 00	Active Employees/Trustees and Retired Employee/Trustee Matching Gift	N/A	Public Charities or equivalents as defined in sections 501(C)(3)
Boys and Girls Club of Southeastern Michigan	670	Active Employees/Trustees and Retired Employee/Trustee Matching Gift	N/A	Public Charities or equivalents as defined in sections 501(C)(3)
Boys Town	60	Active Employees/Trustees and Retired Employee/Trustee Matching Gift	N/A	Public Charities or equivalents as defined in sections 501(C)(3)
Brownell School Parent Teacher Organization Grosse Pointe	50	Active Employees/Trustees and Retired Employee/Trustee Matching Gift	N/A	Public Charities or equivalents as defined in sections 501(C)(3)
Cathedral Church of St Paul	100	Active Employees/Trustees and Retired Employee/Trustee Matching Gift	N/A	Public Charities or equivalents as defined in sections 501(C)(3)
Cathedral Church of St Paul	5,000 00	Active Employees/Trustees and Retired Employee/Trustee Matching Gift	N/A	Public Charities or equivalents as defined in sections 501(C)(3)
Cathedral Church of St Paul	200	Active Employees/Trustees and Retired Employee/Trustee Matching Gift	N/A	Public Charities or equivalents as defined in sections 501(C)(3)

## 2011 Matching Gifts Paid Listed by Grantee

<u>Grantee</u>	<u>Paid</u>	<u>Description</u>	<u>Relationship to foundation manager or contributor</u>	<u>Foundation status of Recipient</u>
Cathedral Church of St Paul	100	Active Employees/Trustees and Retired Employee/Trustee Matching Gift	N/A	Public Charities or equivalents as defined in sections 501(C)(3)
Charles S Wnght Museum of African American History	300	Active Employees/Trustees and Retired Employee/Trustee Matching Gift	N/A	Public Charities or equivalents as defined in sections 501(C)(3)
Charles S Wnght Museum of African American History	-300	Active Employees/Trustees and Retired Employee/Trustee Matching Gift	N/A	Public Charities or equivalents as defined in sections 501(C)(3)
Charles S Wnght Museum of African American History	126	Active Employees/Trustees and Retired Employee/Trustee Matching Gift	N/A	Public Charities or equivalents as defined in sections 501(C)(3)
Charles S Wnght Museum of African American History	10,000 00	Active Employees/Trustees and Retired Employee/Trustee Matching Gift	N/A	Public Charities or equivalents as defined in sections 501(C)(3)
Chnst Church Grosse Pointe	400	Active Employees/Trustees and Retired Employee/Trustee Matching Gift	N/A	Public Charities or equivalents as defined in sections 501(C)(3)
Chnstus Victor Lutheran Church	3,120 00	Active Employees/Trustees and Retired Employee/Trustee Matching Gift	N/A	Public Charities or equivalents as defined in sections 501(C)(3)
Chnstus Victor Lutheran Church	3,120 00	Active Employees/Trustees and Retired Employee/Trustee Matching Gift	N/A	Public Charities or equivalents as defined in sections 501(C)(3)
Church World Service, Inc	50	Active Employees/Trustees and Retired Employee/Trustee Matching Gift	N/A	Public Charities or equivalents as defined in sections 501(C)(3)
Citizens United Foundation	180	Active Employees/Trustees and Retired Employee/Trustee Matching Gift	N/A	Public Charities or equivalents as defined in sections 501(C)(3)
City Connect Detroit, Inc	200	Active Employees/Trustees and Retired Employee/Trustee Matching Gift	N/A	Public Charities or equivalents as defined in sections 501(C)(3)
City Connect Detroit, Inc	200	Active Employees/Trustees and Retired Employee/Trustee Matching Gift	N/A	Public Charities or equivalents as defined in sections 501(C)(3)
City Mission	500	Active Employees/Trustees and Retired Employee/Trustee Matching Gift	N/A	Public Charities or equivalents as defined in sections 501(C)(3)
City Mission	2,000 00	Active Employees/Trustees and Retired Employee/Trustee Matching Gift	N/A	Public Charities or equivalents as defined in sections 501(C)(3)
City Year, Inc	200	Active Employees/Trustees and Retired Employee/Trustee Matching Gift	N/A	Public Charities or equivalents as defined in sections 501(C)(3)
Coalition on Temporary Shelter	500	Active Employees/Trustees and Retired Employee/Trustee Matching Gift	N/A	Public Charities or equivalents as defined in sections 501(C)(3)
Coalition on Temporary Shelter	1,000 00	Active Employees/Trustees and Retired Employee/Trustee Matching Gift	N/A	Public Charities or equivalents as defined in sections 501(C)(3)
Coalition to Salute America's Heroes Foundation	280	Active Employees/Trustees and Retired Employee/Trustee Matching Gift	N/A	Public Charities or equivalents as defined in sections 501(C)(3)
Coleman A Young Foundation	13,166 00	Active Employees/Trustees and Retired Employee/Trustee Matching Gift	N/A	Public Charities or equivalents as defined in sections 501(C)(3)
College for Creative Studies	3,999 52	Active Employees/Trustees and Retired Employee/Trustee Matching Gift	N/A	Public Charities or equivalents as defined in sections 501(C)(3)
College for Creative Studies	1,000 00	Active Employees/Trustees and Retired Employee/Trustee Matching Gift	N/A	Public Charities or equivalents as defined in sections 501(C)(3)

## 2011 Matching Gifts Paid Listed by Grantee

<u>Grantee</u>	<u>Paid</u>	<u>Description</u>	<u>Relationship to foundation manager or contributor</u>	<u>Foundation status of Recipient</u>
Committee for the Blind of Poland, Inc	200	Active Employees/Trustees and Retired Employee/Trustee Matching Gift	N/A	Public Charities or equivalents as defined in sections 501(C)(3)
Community Foundation for Southeast Michigan	23,300 00	Active Employees/Trustees and Retired Employee/Trustee Matching Gift	N/A	Public Charities or equivalents as defined in sections 501(C)(3)
Cornerstone Schools Association	4,000 00	Active Employees/Trustees and Retired Employee/Trustee Matching Gift	N/A	Public Charities or equivalents as defined in sections 501(C)(3)
Cornerstone Schools Association	5,000 00	Active Employees/Trustees and Retired Employee/Trustee Matching Gift	N/A	Public Charities or equivalents as defined in sections 501(C)(3)
Cornerstone Schools Association	2,000 00	Active Employees/Trustees and Retired Employee/Trustee Matching Gift	N/A	Public Charities or equivalents as defined in sections 501(C)(3)
Covenant House California	2,000 00	Active Employees/Trustees and Retired Employee/Trustee Matching Gift	N/A	Public Charities or equivalents as defined in sections 501(C)(3)
Covenant House California	3,500 00	Active Employees/Trustees and Retired Employee/Trustee Matching Gift	N/A	Public Charities or equivalents as defined in sections 501(C)(3)
Covenant House Michigan	1,000 00	Active Employees/Trustees and Retired Employee/Trustee Matching Gift	N/A	Public Charities or equivalents as defined in sections 501(C)(3)
Covenant Life Presbytenan Church	4,000 00	Active Employees/Trustees and Retired Employee/Trustee Matching Gift	N/A	Public Charities or equivalents as defined in sections 501(C)(3)
Cranbrook Educational Community	30,000 00	Active Employees/Trustees and Retired Employee/Trustee Matching Gift	N/A	Public Charities or equivalents as defined in sections 501(C)(3)
Cranbrook Educational Community	700	Active Employees/Trustees and Retired Employee/Trustee Matching Gift	N/A	Public Charities or equivalents as defined in sections 501(C)(3)
Cross International Catholic Outreach, Inc	50	Active Employees/Trustees and Retired Employee/Trustee Matching Gift	N/A	Public Charities or equivalents as defined in sections 501(C)(3)
Defenders of Wildlife	300	Active Employees/Trustees and Retired Employee/Trustee Matching Gift	N/A	Public Charities or equivalents as defined in sections 501(C)(3)
Defenders of Wildlife	500	Active Employees/Trustees and Retired Employee/Trustee Matching Gift	N/A	Public Charities or equivalents as defined in sections 501(C)(3)
Denison University	200	Active Employees/Trustees and Retired Employee/Trustee Matching Gift	N/A	Public Charities or equivalents as defined in sections 501(C)(3)
Detroit Area Pre-College Engineering Program	200	Active Employees/Trustees and Retired Employee/Trustee Matching Gift	N/A	Public Charities or equivalents as defined in sections 501(C)(3)
Detroit Country Day School	50	Active Employees/Trustees and Retired Employee/Trustee Matching Gift	N/A	Public Charities or equivalents as defined in sections 501(C)(3)
Detroit Country Day School	50	Active Employees/Trustees and Retired Employee/Trustee Matching Gift	N/A	Public Charities or equivalents as defined in sections 501(C)(3)
Detroit Country Day School	50	Active Employees/Trustees and Retired Employee/Trustee Matching Gift	N/A	Public Charities or equivalents as defined in sections 501(C)(3)
Detroit Cristo Rey High School	2,000 00	Active Employees/Trustees and Retired Employee/Trustee Matching Gift	N/A	Public Charities or equivalents as defined in sections 501(C)(3)
Detroit Educational Television	330	Active Employees/Trustees and Retired Employee/Trustee Matching Gift	N/A	Public Charities or equivalents as defined in sections 501(C)(3)



## 2011 Matching Gifts Paid Listed by Grantee

<u>Grantee</u>	<u>Paid</u>	<u>Description</u>	<u>Relationship to foundation manager or contributor</u>	<u>Foundation status of Recipient</u>
Detroit Educational Television	120	Active Employees/Trustees and Retired Employee/Trustee Matching Gift	N/A	Public Charities or equivalents as defined in sections 501(C)(3)
Detroit Educational Television	600	Active Employees/Trustees and Retired Employee/Trustee Matching Gift	N/A	Public Charities or equivalents as defined in sections 501(C)(3)
Detroit Educational Television	600	Active Employees/Trustees and Retired Employee/Trustee Matching Gift	N/A	Public Charities or equivalents as defined in sections 501(C)(3)
Detroit Educational Television	10,000 00	Active Employees/Trustees and Retired Employee/Trustee Matching Gift	N/A	Public Charities or equivalents as defined in sections 501(C)(3)
Detroit Historical Society	300	Active Employees/Trustees and Retired Employee/Trustee Matching Gift	N/A	Public Charities or equivalents as defined in sections 501(C)(3)
Detroit Historical Society	1,000 00	Active Employees/Trustees and Retired Employee/Trustee Matching Gift	N/A	Public Charities or equivalents as defined in sections 501(C)(3)
Detroit Institute for Children	4,200 00	Active Employees/Trustees and Retired Employee/Trustee Matching Gift	N/A	Public Charities or equivalents as defined in sections 501(C)(3)
Detroit Parent Network	1,500 00	Active Employees/Trustees and Retired Employee/Trustee Matching Gift	N/A	Public Charities or equivalents as defined in sections 501(C)(3)
Detroit Rescue Mission Ministries Genesis House I II III & Oasis	50	Active Employees/Trustees and Retired Employee/Trustee Matching Gift	N/A	Public Charities or equivalents as defined in sections 501(C)(3)
Detroit Rescue Mission Ministries Genesis House I II III & Oasis	120	Active Employees/Trustees and Retired Employee/Trustee Matching Gift	N/A	Public Charities or equivalents as defined in sections 501(C)(3)
Detroit Rotary Foundation	600	Active Employees/Trustees and Retired Employee/Trustee Matching Gift	N/A	Public Charities or equivalents as defined in sections 501(C)(3)
Detroit Rotary Foundation	400	Active Employees/Trustees and Retired Employee/Trustee Matching Gift	N/A	Public Charities or equivalents as defined in sections 501(C)(3)
Detroit Symphony Orchestra Hall, Inc	1,000 00	Active Employees/Trustees and Retired Employee/Trustee Matching Gift	N/A	Public Charities or equivalents as defined in sections 501(C)(3)
Detroit Symphony Orchestra Hall, Inc	400	Active Employees/Trustees and Retired Employee/Trustee Matching Gift	N/A	Public Charities or equivalents as defined in sections 501(C)(3)
Detroit Symphony Orchestra Hall, Inc	2,000 00	Active Employees/Trustees and Retired Employee/Trustee Matching Gift	N/A	Public Charities or equivalents as defined in sections 501(C)(3)
Detroit Symphony Orchestra Hall, Inc	15,000 00	Active Employees/Trustees and Retired Employee/Trustee Matching Gift	N/A	Public Charities or equivalents as defined in sections 501(C)(3)
Detroit Symphony Orchestra Hall, Inc	6,666 00	Active Employees/Trustees and Retired Employee/Trustee Matching Gift	N/A	Public Charities or equivalents as defined in sections 501(C)(3)
Detroit Symphony Orchestra Hall, Inc	4,000 00	Active Employees/Trustees and Retired Employee/Trustee Matching Gift	N/A	Public Charities or equivalents as defined in sections 501(C)(3)
Detroit Zoological Society	400	Active Employees/Trustees and Retired Employee/Trustee Matching Gift	N/A	Public Charities or equivalents as defined in sections 501(C)(3)
Detroit Zoological Society	130	Active Employees/Trustees and Retired Employee/Trustee Matching Gift	N/A	Public Charities or equivalents as defined in sections 501(C)(3)
Diabetes Research and Wellness Foundation, Inc	100	Active Employees/Trustees and Retired Employee/Trustee Matching Gift	N/A	Public Charities or equivalents as defined in sections 501(C)(3)

## 2011 Matching Gifts Paid Listed by Grantee

<u>Grantee</u>	<u>Paid</u>	<u>Description</u>	<u>Relationship to foundation manager or contributor</u>	<u>Foundation status of Recipient</u>
Disabled Veterans National Foundation	50	Active Employees/Trustees and Retired Employee/Trustee Matching Gift	N/A	Public Charities or equivalents as defined in sections 501(C)(3)
Doctors Without Borders USA, Inc	200	Active Employees/Trustees and Retired Employee/Trustee Matching Gift	N/A	Public Charities or equivalents as defined in sections 501(C)(3)
Dominican Sisters of Hope	60	Active Employees/Trustees and Retired Employee/Trustee Matching Gift	N/A	Public Charities or equivalents as defined in sections 501(C)(3)
Donald J Yacks Elementary	100	Active Employees/Trustees and Retired Employee/Trustee Matching Gift	N/A	Public Charities or equivalents as defined in sections 501(C)(3)
Ecology Center, Inc	100	Active Employees/Trustees and Retired Employee/Trustee Matching Gift	N/A	Public Charities or equivalents as defined in sections 501(C)(3)
Evans Scholars Foundation	500	Active Employees/Trustees and Retired Employee/Trustee Matching Gift	N/A	Public Charities or equivalents as defined in sections 501(C)(3)
Fairleigh Dickinson University	500	Active Employees/Trustees and Retired Employee/Trustee Matching Gift	N/A	Public Charities or equivalents as defined in sections 501(C)(3)
Faith Covenant Church	10,000 00	Active Employees/Trustees and Retired Employee/Trustee Matching Gift	N/A	Public Charities or equivalents as defined in sections 501(C)(3)
Family Victory Fellowship	24,000 00	Active Employees/Trustees and Retired Employee/Trustee Matching Gift	N/A	Public Charities or equivalents as defined in sections 501(C)(3)
Father Justin Rosary Hour	100	Active Employees/Trustees and Retired Employee/Trustee Matching Gift	N/A	Public Charities or equivalents as defined in sections 501(C)(3)
Fathers of St Edmund Southern Missions, Inc	60	Active Employees/Trustees and Retired Employee/Trustee Matching Gift	N/A	Public Charities or equivalents as defined in sections 501(C)(3)
Feeding Americas Hungry Children	50	Active Employees/Trustees and Retired Employee/Trustee Matching Gift	N/A	Public Charities or equivalents as defined in sections 501(C)(3)
First United Methodist Church	550	Active Employees/Trustees and Retired Employee/Trustee Matching Gift	N/A	Public Charities or equivalents as defined in sections 501(C)(3)
Focus on the Family	2,000 00	Active Employees/Trustees and Retired Employee/Trustee Matching Gift	N/A	Public Charities or equivalents as defined in sections 501(C)(3)
Focus HOPE	20,000 00	Active Employees/Trustees and Retired Employee/Trustee Matching Gift	N/A	Public Charities or equivalents as defined in sections 501(C)(3)
Focus HOPE	600	Active Employees/Trustees and Retired Employee/Trustee Matching Gift	N/A	Public Charities or equivalents as defined in sections 501(C)(3)
Food Gatherers	500	Active Employees/Trustees and Retired Employee/Trustee Matching Gift	N/A	Public Charities or equivalents as defined in sections 501(C)(3)
Food Gatherers	1,000 00	Active Employees/Trustees and Retired Employee/Trustee Matching Gift	N/A	Public Charities or equivalents as defined in sections 501(C)(3)
Forgotten Harvest, Inc	50	Active Employees/Trustees and Retired Employee/Trustee Matching Gift	N/A	Public Charities or equivalents as defined in sections 501(C)(3)
Franciscan Chanties, Inc	100	Active Employees/Trustees and Retired Employee/Trustee Matching Gift	N/A	Public Charities or equivalents as defined in sections 501(C)(3)
Franciscan Missions, Inc	90	Active Employees/Trustees and Retired Employee/Trustee Matching Gift	N/A	Public Charities or equivalents as defined in sections 501(C)(3)

## 2011 Matching Gifts Paid Listed by Grantee

<u>Grantee</u>	<u>Paid</u>	<u>Description</u>	<u>Relationship to foundation manager or contributor</u>	<u>Foundation status of Recipient</u>
Freedom House	300	Active Employees/Trustees and Retired Employee/Trustee Matching Gift	N/A	Public Charities or equivalents as defined in sections 501(C)(3)
Friends of Bay City State Recreation Area	500	Active Employees/Trustees and Retired Employee/Trustee Matching Gift	N/A	Public Charities or equivalents as defined in sections 501(C)(3)
Gideons International	100	Active Employees/Trustees and Retired Employee/Trustee Matching Gift	N/A	Public Charities or equivalents as defined in sections 501(C)(3)
Gleaners Community Food Bank of Southeastern Michigan	120	Active Employees/Trustees and Retired Employee/Trustee Matching Gift	N/A	Public Charities or equivalents as defined in sections 501(C)(3)
Gleaners Community Food Bank of Southeastern Michigan	-120	Active Employees/Trustees and Retired Employee/Trustee Matching Gift	N/A	Public Charities or equivalents as defined in sections 501(C)(3)
Gleaners Community Food Bank of Southeastern Michigan	120	Active Employees/Trustees and Retired Employee/Trustee Matching Gift	N/A	Public Charities or equivalents as defined in sections 501(C)(3)
Gleaners Community Food Bank of Southeastern Michigan	1,000 00	Active Employees/Trustees and Retired Employee/Trustee Matching Gift	N/A	Public Charities or equivalents as defined in sections 501(C)(3)
Goodwill Industries of Greater Grand Rapids, Inc	200	Active Employees/Trustees and Retired Employee/Trustee Matching Gift	N/A	Public Charities or equivalents as defined in sections 501(C)(3)
Grand Traverse Regional Land Conservancy	2,000 00	Active Employees/Trustees and Retired Employee/Trustee Matching Gift	N/A	Public Charities or equivalents as defined in sections 501(C)(3)
Grand Traverse Regional Land Conservancy	2,000 00	Active Employees/Trustees and Retired Employee/Trustee Matching Gift	N/A	Public Charities or equivalents as defined in sections 501(C)(3)
Grand Valley State University Foundation	4,000 00	Active Employees/Trustees and Retired Employee/Trustee Matching Gift	N/A	Public Charities or equivalents as defined in sections 501(C)(3)
Grantmakers for Children, Youth and Families, Inc	100	Active Employees/Trustees and Retired Employee/Trustee Matching Gift	N/A	Public Charities or equivalents as defined in sections 501(C)(3)
Grosse Pointe Animal Adoption Society	200	Active Employees/Trustees and Retired Employee/Trustee Matching Gift	N/A	Public Charities or equivalents as defined in sections 501(C)(3)
Grosse Pointe Foundation for Public Education	400	Active Employees/Trustees and Retired Employee/Trustee Matching Gift	N/A	Public Charities or equivalents as defined in sections 501(C)(3)
Grosse Pointe Foundation for Public Education	50	Active Employees/Trustees and Retired Employee/Trustee Matching Gift	N/A	Public Charities or equivalents as defined in sections 501(C)(3)
Grosse Pointe Jewish Council	150	Active Employees/Trustees and Retired Employee/Trustee Matching Gift	N/A	Public Charities or equivalents as defined in sections 501(C)(3)
Grosse Pointe Park Foundation	550	Active Employees/Trustees and Retired Employee/Trustee Matching Gift	N/A	Public Charities or equivalents as defined in sections 501(C)(3)
Grosse Pointe South Band Boosters	50	Active Employees/Trustees and Retired Employee/Trustee Matching Gift	N/A	Public Charities or equivalents as defined in sections 501(C)(3)
Grosse Pointe South High School	50	Active Employees/Trustees and Retired Employee/Trustee Matching Gift	N/A	Public Charities or equivalents as defined in sections 501(C)(3)
Grosse Pointe Theatre, Inc	60	Active Employees/Trustees and Retired Employee/Trustee Matching Gift	N/A	Public Charities or equivalents as defined in sections 501(C)(3)
Habitat for Humanity Grosse Pointe Partners, Inc	10,000 00	Active Employees/Trustees and Retired Employee/Trustee Matching Gift	N/A	Public Charities or equivalents as defined in sections 501(C)(3)

## 2011 Matching Gifts Paid Listed by Grantee

<u>Grantee</u>	<u>Paid</u>	<u>Description</u>	<u>Relationship to foundation manager or contributor</u>	<u>Foundation status of Recipient</u>
Hartford Memorial Baptist Church	7,850 00	Active Employees/Trustees and Retired Employee/Trustee Matching Gift	N/A	Public Charities or equivalents as defined in sections 501(C)(3)
Heart of Michigan Animal Rescue	100	Active Employees/Trustees and Retired Employee/Trustee Matching Gift	N/A	Public Charities or equivalents as defined in sections 501(C)(3)
Heifer Project International Inc	500	Active Employees/Trustees and Retired Employee/Trustee Matching Gift	N/A	Public Charities or equivalents as defined in sections 501(C)(3)
Heifer Project International Inc	1,000 00	Active Employees/Trustees and Retired Employee/Trustee Matching Gift	N/A	Public Charities or equivalents as defined in sections 501(C)(3)
Help Hospitalized Veterans	210	Active Employees/Trustees and Retired Employee/Trustee Matching Gift	N/A	Public Charities or equivalents as defined in sections 501(C)(3)
Henry Ford Health System Foundation	2,000 00	Active Employees/Trustees and Retired Employee/Trustee Matching Gift	N/A	Public Charities or equivalents as defined in sections 501(C)(3)
Henry Ford Health System Foundation	1,200 00	Active Employees/Trustees and Retired Employee/Trustee Matching Gift	N/A	Public Charities or equivalents as defined in sections 501(C)(3)
Hentage Works	130	Active Employees/Trustees and Retired Employee/Trustee Matching Gift	N/A	Public Charities or equivalents as defined in sections 501(C)(3)
Hentage Works	120	Active Employees/Trustees and Retired Employee/Trustee Matching Gift	N/A	Public Charities or equivalents as defined in sections 501(C)(3)
Hentage Works	500	Active Employees/Trustees and Retired Employee/Trustee Matching Gift	N/A	Public Charities or equivalents as defined in sections 501(C)(3)
Higgins Lake Foundation	700	Active Employees/Trustees and Retired Employee/Trustee Matching Gift	N/A	Public Charities or equivalents as defined in sections 501(C)(3)
Holy Name Church	1,000 00	Active Employees/Trustees and Retired Employee/Trustee Matching Gift	N/A	Public Charities or equivalents as defined in sections 501(C)(3)
Holy Name Church	6,050 00	Active Employees/Trustees and Retired Employee/Trustee Matching Gift	N/A	Public Charities or equivalents as defined in sections 501(C)(3)
Hope Hospice and Community Services, Inc	2,000 00	Active Employees/Trustees and Retired Employee/Trustee Matching Gift	N/A	Public Charities or equivalents as defined in sections 501(C)(3)
Hospitaller Brothers of St John of God	50	Active Employees/Trustees and Retired Employee/Trustee Matching Gift	N/A	Public Charities or equivalents as defined in sections 501(C)(3)
Jewish Federation of Metropolitan Detroit	23,334 00	Active Employees/Trustees and Retired Employee/Trustee Matching Gift	N/A	Public Charities or equivalents as defined in sections 501(C)(3)
Kerby School Parent Teacher Organization	50	Active Employees/Trustees and Retired Employee/Trustee Matching Gift	N/A	Public Charities or equivalents as defined in sections 501(C)(3)
Knox Presbyterian Church	18,000 00	Active Employees/Trustees and Retired Employee/Trustee Matching Gift	N/A	Public Charities or equivalents as defined in sections 501(C)(3)
Lakeshore Optimist Christmas Fund	50	Active Employees/Trustees and Retired Employee/Trustee Matching Gift	N/A	Public Charities or equivalents as defined in sections 501(C)(3)
Law Enforcement Legal Defense Fund	110	Active Employees/Trustees and Retired Employee/Trustee Matching Gift	N/A	Public Charities or equivalents as defined in sections 501(C)(3)
Leaps and Bounds Family Services	50	Active Employees/Trustees and Retired Employee/Trustee Matching Gift	N/A	Public Charities or equivalents as defined in sections 501(C)(3)

## 2011 Matching Gifts Paid Listed by Grantee

<u>Grantee</u>	<u>Paid</u>	<u>Description</u>	<u>Relationship to foundation manager or contributor</u>	<u>Foundation status of Recipient</u>
Leaps and Bounds Family Services	50	Active Employees/Trustees and Retired Employee/Trustee Matching Gift	N/A	Public Charities or equivalents as defined in sections 501(C)(3)
Lehigh University Alumni Association	600	Active Employees/Trustees and Retired Employee/Trustee Matching Gift	N/A	Public Charities or equivalents as defined in sections 501(C)(3)
Leslie Science and Nature Center	500	Active Employees/Trustees and Retired Employee/Trustee Matching Gift	N/A	Public Charities or equivalents as defined in sections 501(C)(3)
Little Scholars of Detroit	200	Active Employees/Trustees and Retired Employee/Trustee Matching Gift	N/A	Public Charities or equivalents as defined in sections 501(C)(3)
Little Sisters of the Poor Home for the Aged	2,000 00	Active Employees/Trustees and Retired Employee/Trustee Matching Gift	N/A	Public Charities or equivalents as defined in sections 501(C)(3)
Loyola High School	1,500 00	Active Employees/Trustees and Retired Employee/Trustee Matching Gift	N/A	Public Charities or equivalents as defined in sections 501(C)(3)
Loyola High School Foundation	1,000 00	Active Employees/Trustees and Retired Employee/Trustee Matching Gift	N/A	Public Charities or equivalents as defined in sections 501(C)(3)
Lupus Foundation of America, Georgia Chapter	200	Active Employees/Trustees and Retired Employee/Trustee Matching Gift	N/A	Public Charities or equivalents as defined in sections 501(C)(3)
Lutheran Child & Family Services	500	Active Employees/Trustees and Retired Employee/Trustee Matching Gift	N/A	Public Charities or equivalents as defined in sections 501(C)(3)
Make A Wish Foundation of Michigan	200	Active Employees/Trustees and Retired Employee/Trustee Matching Gift	N/A	Public Charities or equivalents as defined in sections 501(C)(3)
Manne Toys for Tots Foundation	50	Active Employees/Trustees and Retired Employee/Trustee Matching Gift	N/A	Public Charities or equivalents as defined in sections 501(C)(3)
Manners Inn	100	Active Employees/Trustees and Retired Employee/Trustee Matching Gift	N/A	Public Charities or equivalents as defined in sections 501(C)(3)
Media Research Center, Inc	140	Active Employees/Trustees and Retired Employee/Trustee Matching Gift	N/A	Public Charities or equivalents as defined in sections 501(C)(3)
Mercy Education Project	1,600 00	Active Employees/Trustees and Retired Employee/Trustee Matching Gift	N/A	Public Charities or equivalents as defined in sections 501(C)(3)
Metropolitan Affairs Coalition	4,000 00	Active Employees/Trustees and Retired Employee/Trustee Matching Gift	N/A	Public Charities or equivalents as defined in sections 501(C)(3)
Metropolitan Affairs Coalition	4,000 00	Active Employees/Trustees and Retired Employee/Trustee Matching Gift	N/A	Public Charities or equivalents as defined in sections 501(C)(3)
Metropolitan United Methodist Church	1,200 00	Active Employees/Trustees and Retired Employee/Trustee Matching Gift	N/A	Public Charities or equivalents as defined in sections 501(C)(3)
Michigan Colleges Foundation	500	Active Employees/Trustees and Retired Employee/Trustee Matching Gift	N/A	Public Charities or equivalents as defined in sections 501(C)(3)
Michigan Colleges Foundation	2,000 00	Active Employees/Trustees and Retired Employee/Trustee Matching Gift	N/A	Public Charities or equivalents as defined in sections 501(C)(3)
Michigan Humane Society	120	Active Employees/Trustees and Retired Employee/Trustee Matching Gift	N/A	Public Charities or equivalents as defined in sections 501(C)(3)
Michigan Humane Society	200	Active Employees/Trustees and Retired Employee/Trustee Matching Gift	N/A	Public Charities or equivalents as defined in sections 501(C)(3)

## 2011 Matching Gifts Paid Listed by Grantee

<u>Grantee</u>	<u>Paid</u>	<u>Description</u>	<u>Relationship to foundation manager or contributor</u>	<u>Foundation status of Recipient</u>
Michigan Humane Society	50	Active Employees/Trustees and Retired Employee/Trustee Matching Gift	N/A	Public Charities or equivalents as defined in sections 501(C)(3)
Michigan Humane Society	500	Active Employees/Trustees and Retired Employee/Trustee Matching Gift	N/A	Public Charities or equivalents as defined in sections 501(C)(3)
Michigan Opera Theatre	200	Active Employees/Trustees and Retired Employee/Trustee Matching Gift	N/A	Public Charities or equivalents as defined in sections 501(C)(3)
Michigan State Bar Foundation	50	Active Employees/Trustees and Retired Employee/Trustee Matching Gift	N/A	Public Charities or equivalents as defined in sections 501(C)(3)
Michigan State Bar Foundation	50	Active Employees/Trustees and Retired Employee/Trustee Matching Gift	N/A	Public Charities or equivalents as defined in sections 501(C)(3)
Michigan's Children	200	Active Employees/Trustees and Retired Employee/Trustee Matching Gift	N/A	Public Charities or equivalents as defined in sections 501(C)(3)
Michigan's Children	200	Active Employees/Trustees and Retired Employee/Trustee Matching Gift	N/A	Public Charities or equivalents as defined in sections 501(C)(3)
Michigan's Thanksgiving Parade Foundation	600	Active Employees/Trustees and Retired Employee/Trustee Matching Gift	N/A	Public Charities or equivalents as defined in sections 501(C)(3)
Migrant Health Promotion, Inc	300	Active Employees/Trustees and Retired Employee/Trustee Matching Gift	N/A	Public Charities or equivalents as defined in sections 501(C)(3)
Migrant Health Promotion, Inc	500	Active Employees/Trustees and Retired Employee/Trustee Matching Gift	N/A	Public Charities or equivalents as defined in sections 501(C)(3)
Millan Theatre Company	5,000 00	Active Employees/Trustees and Retired Employee/Trustee Matching Gift	N/A	Public Charities or equivalents as defined in sections 501(C)(3)
Missionary Oblates of Mary Immaculate	100	Active Employees/Trustees and Retired Employee/Trustee Matching Gift	N/A	Public Charities or equivalents as defined in sections 501(C)(3)
Missionary Oblates of Mary Immaculate	-100	Active Employees/Trustees and Retired Employee/Trustee Matching Gift	N/A	Public Charities or equivalents as defined in sections 501(C)(3)
Missionary Oblates of Mary Immaculate	100	Active Employees/Trustees and Retired Employee/Trustee Matching Gift	N/A	Public Charities or equivalents as defined in sections 501(C)(3)
Mothers Club of Grosse Pointe South High School	50	Active Employees/Trustees and Retired Employee/Trustee Matching Gift	N/A	Public Charities or equivalents as defined in sections 501(C)(3)
Muscular Dystrophy Association	60	Active Employees/Trustees and Retired Employee/Trustee Matching Gift	N/A	Public Charities or equivalents as defined in sections 501(C)(3)
Music Hall Center for the Performing Arts, Inc	3,334 00	Active Employees/Trustees and Retired Employee/Trustee Matching Gift	N/A	Public Charities or equivalents as defined in sections 501(C)(3)
National Park Foundation	3,333 32	Active Employees/Trustees and Retired Employee/Trustee Matching Gift	N/A	Public Charities or equivalents as defined in sections 501(C)(3)
National Relief Chanties	60	Active Employees/Trustees and Retired Employee/Trustee Matching Gift	N/A	Public Charities or equivalents as defined in sections 501(C)(3)
Neighborhood Club	1,000 00	Active Employees/Trustees and Retired Employee/Trustee Matching Gift	N/A	Public Charities or equivalents as defined in sections 501(C)(3)
Neighborhood Funders Group	1,000 00	Active Employees/Trustees and Retired Employee/Trustee Matching Gift	N/A	Public Charities or equivalents as defined in sections 501(C)(3)

## 2011 Matching Gifts Paid Listed by Grantee

<u>Grantee</u>	<u>Paid</u>	<u>Description</u>	<u>Relationship to foundation manager or contributor</u>	<u>Foundation status of Recipient</u>
New Jersey City University Foundation	100	Active Employees/Trustees and Retired Employee/Trustee Matching Gift	N/A	Public Charities or equivalents as defined in sections 501(C)(3)
New Prospect Missionary Baptist Church	680	Active Employees/Trustees and Retired Employee/Trustee Matching Gift	N/A	Public Charities or equivalents as defined in sections 501(C)(3)
Oakland Mediation Center	2,500 00	Active Employees/Trustees and Retired Employee/Trustee Matching Gift	N/A	Public Charities or equivalents as defined in sections 501(C)(3)
Oblate Missionary Society, Inc	250	Active Employees/Trustees and Retired Employee/Trustee Matching Gift	N/A	Public Charities or equivalents as defined in sections 501(C)(3)
Oblate Missionary Society, Inc	-250	Active Employees/Trustees and Retired Employee/Trustee Matching Gift	N/A	Public Charities or equivalents as defined in sections 501(C)(3)
Oblate Missionary Society, Inc	250	Active Employees/Trustees and Retired Employee/Trustee Matching Gift	N/A	Public Charities or equivalents as defined in sections 501(C)(3)
Operation Graduation	1,000 00	Active Employees/Trustees and Retired Employee/Trustee Matching Gift	N/A	Public Charities or equivalents as defined in sections 501(C)(3)
Orchard Lake Schools SS Cyril Methodius Sem St Marys Coll & Prep	200	Active Employees/Trustees and Retired Employee/Trustee Matching Gift	N/A	Public Charities or equivalents as defined in sections 501(C)(3)
Our Lady of Victory Homes of Chanty, Inc	100	Active Employees/Trustees and Retired Employee/Trustee Matching Gift	N/A	Public Charities or equivalents as defined in sections 501(C)(3)
Oxfam-America Inc	500	Active Employees/Trustees and Retired Employee/Trustee Matching Gift	N/A	Public Charities or equivalents as defined in sections 501(C)(3)
Pennckton Center for Blind Children	50	Active Employees/Trustees and Retired Employee/Trustee Matching Gift	N/A	Public Charities or equivalents as defined in sections 501(C)(3)
Piney Woods School	500	Active Employees/Trustees and Retired Employee/Trustee Matching Gift	N/A	Public Charities or equivalents as defined in sections 501(C)(3)
Planned Parenthood of Southeast Michigan, Inc	400	Active Employees/Trustees and Retired Employee/Trustee Matching Gift	N/A	Public Charities or equivalents as defined in sections 501(C)(3)
Plymouth United Church of Chrst	9,492 68	Active Employees/Trustees and Retired Employee/Trustee Matching Gift	N/A	Public Charities or equivalents as defined in sections 501(C)(3)
Polish Scouting Organization ZHP, Inc	100	Active Employees/Trustees and Retired Employee/Trustee Matching Gift	N/A	Public Charities or equivalents as defined in sections 501(C)(3)
Pope John Paul II Cultural Center	200	Active Employees/Trustees and Retired Employee/Trustee Matching Gift	N/A	Public Charities or equivalents as defined in sections 501(C)(3)
Promise Village Home for Children	2,000 00	Active Employees/Trustees and Retired Employee/Trustee Matching Gift	N/A	Public Charities or equivalents as defined in sections 501(C)(3)
Providence Heath Foundation, Inc	500	Active Employees/Trustees and Retired Employee/Trustee Matching Gift	N/A	Public Charities or equivalents as defined in sections 501(C)(3)
Province of St Joseph of the Capuchin Order	50	Active Employees/Trustees and Retired Employee/Trustee Matching Gift	N/A	Public Charities or equivalents as defined in sections 501(C)(3)
Province of St Joseph of the Capuchin Order	1,200 00	Active Employees/Trustees and Retired Employee/Trustee Matching Gift	N/A	Public Charities or equivalents as defined in sections 501(C)(3)
Province of St Joseph of the Capuchin Order	400	Active Employees/Trustees and Retired Employee/Trustee Matching Gift	N/A	Public Charities or equivalents as defined in sections 501(C)(3)

## 2011 Matching Gifts Paid Listed by Grantee

<u>Grantee</u>	<u>Paid</u>	<u>Description</u>	<u>Relationship to foundation manager or contributor</u>	<u>Foundation status of Recipient</u>
PTSA Michigan Congress of Parent Teachers and Students	50	Active Employees/Trustees and Retired Employee/Trustee Matching Gift	N/A	Public Charities or equivalents as defined in sections 501(C)(3)
Racquet Up Detroit	134	Active Employees/Trustees and Retired Employee/Trustee Matching Gift	N/A	Public Charities or equivalents as defined in sections 501(C)(3)
Radio Maryja, Inc	200	Active Employees/Trustees and Retired Employee/Trustee Matching Gift	N/A	Public Charities or equivalents as defined in sections 501(C)(3)
Regents of the University of Michigan	14,000 00	Active Employees/Trustees and Retired Employee/Trustee Matching Gift	N/A	Public Charities or equivalents as defined in sections 501(C)(3)
Regents of the University of Michigan	3,000 00	Active Employees/Trustees and Retired Employee/Trustee Matching Gift	N/A	Public Charities or equivalents as defined in sections 501(C)(3)
Regents of the University of Michigan	3,000 00	Active Employees/Trustees and Retired Employee/Trustee Matching Gift	N/A	Public Charities or equivalents as defined in sections 501(C)(3)
Regents of the University of Michigan	600	Active Employees/Trustees and Retired Employee/Trustee Matching Gift	N/A	Public Charities or equivalents as defined in sections 501(C)(3)
Regents of the University of Michigan	600	Active Employees/Trustees and Retired Employee/Trustee Matching Gift	N/A	Public Charities or equivalents as defined in sections 501(C)(3)
Regents of the University of Michigan	600	Active Employees/Trustees and Retired Employee/Trustee Matching Gift	N/A	Public Charities or equivalents as defined in sections 501(C)(3)
Renewing American Leadership	70	Active Employees/Trustees and Retired Employee/Trustee Matching Gift	N/A	Public Charities or equivalents as defined in sections 501(C)(3)
Rockford College	3,000 00	Active Employees/Trustees and Retired Employee/Trustee Matching Gift	N/A	Public Charities or equivalents as defined in sections 501(C)(3)
Rotary Foundation of Rotary International	800	Active Employees/Trustees and Retired Employee/Trustee Matching Gift	N/A	Public Charities or equivalents as defined in sections 501(C)(3)
Rotary Foundation of Rotary International	-800	Active Employees/Trustees and Retired Employee/Trustee Matching Gift	N/A	Public Charities or equivalents as defined in sections 501(C)(3)
Rotary Foundation of Rotary International	400	Active Employees/Trustees and Retired Employee/Trustee Matching Gift	N/A	Public Charities or equivalents as defined in sections 501(C)(3)
Rutgers University Foundation	500	Active Employees/Trustees and Retired Employee/Trustee Matching Gift	N/A	Public Charities or equivalents as defined in sections 501(C)(3)
Sacramento Region Community Foundation	700	Active Employees/Trustees and Retired Employee/Trustee Matching Gift	N/A	Public Charities or equivalents as defined in sections 501(C)(3)
Sacred Heart Southern Missions Housing Corporation	230	Active Employees/Trustees and Retired Employee/Trustee Matching Gift	N/A	Public Charities or equivalents as defined in sections 501(C)(3)
Salesian Missions, Inc	156	Active Employees/Trustees and Retired Employee/Trustee Matching Gift	N/A	Public Charities or equivalents as defined in sections 501(C)(3)
Samantan's Purse	94	Active Employees/Trustees and Retired Employee/Trustee Matching Gift	N/A	Public Charities or equivalents as defined in sections 501(C)(3)
Samaritan's Purse	2,000 00	Active Employees/Trustees and Retired Employee/Trustee Matching Gift	N/A	Public Charities or equivalents as defined in sections 501(C)(3)
SER Metro Detroit-Jobs for Progress, Inc	100	Active Employees/Trustees and Retired Employee/Trustee Matching Gift	N/A	Public Charities or equivalents as defined in sections 501(C)(3)



## 2011 Matching Gifts Paid Listed by Grantee

<u>Grantee</u>	<u>Paid</u>	<u>Description</u>	<u>Relationship to foundation manager or contributor</u>	<u>Foundation status of Recipient</u>
Seven Ponds Nature Center	300	Active Employees/Trustees and Retired Employee/Trustee Matching Gift	N/A	Public Charities or equivalents as defined in sections 501(C)(3)
Sickle Cell Disease Association of America Michigan Chapter, Inc	500	Active Employees/Trustees and Retired Employee/Trustee Matching Gift	N/A	Public Charities or equivalents as defined in sections 501(C)(3)
Sigma Gamma Foundation	400	Active Employees/Trustees and Retired Employee/Trustee Matching Gift	N/A	Public Charities or equivalents as defined in sections 501(C)(3)
Southern Poverty Law Center, Inc	400	Active Employees/Trustees and Retired Employee/Trustee Matching Gift	N/A	Public Charities or equivalents as defined in sections 501(C)(3)
Southwest Housing Solutions Corporation	20,000 00	Active Employees/Trustees and Retired Employee/Trustee Matching Gift	N/A	Public Charities or equivalents as defined in sections 501(C)(3)
Special Olympics Michigan, Inc	100	Active Employees/Trustees and Retired Employee/Trustee Matching Gift	N/A	Public Charities or equivalents as defined in sections 501(C)(3)
St Boniface Church	1,920 00	Active Employees/Trustees and Retired Employee/Trustee Matching Gift	N/A	Public Charities or equivalents as defined in sections 501(C)(3)
St Clare of Montefalco Parish	1,000 00	Active Employees/Trustees and Retired Employee/Trustee Matching Gift	N/A	Public Charities or equivalents as defined in sections 501(C)(3)
St Clare of Montefalco Parish	600	Active Employees/Trustees and Retired Employee/Trustee Matching Gift	N/A	Public Charities or equivalents as defined in sections 501(C)(3)
St John Health Corporation	200	Active Employees/Trustees and Retired Employee/Trustee Matching Gift	N/A	Public Charities or equivalents as defined in sections 501(C)(3)
St John Hospital Foundation	500	Active Employees/Trustees and Retired Employee/Trustee Matching Gift	N/A	Public Charities or equivalents as defined in sections 501(C)(3)
St Jude's Children's Research Hospital	100	Active Employees/Trustees and Retired Employee/Trustee Matching Gift	N/A	Public Charities or equivalents as defined in sections 501(C)(3)
St Michael's College	60	Active Employees/Trustees and Retired Employee/Trustee Matching Gift	N/A	Public Charities or equivalents as defined in sections 501(C)(3)
St Michael's College	4,391 54	Active Employees/Trustees and Retired Employee/Trustee Matching Gift	N/A	Public Charities or equivalents as defined in sections 501(C)(3)
St Philomena Catholic Church	360	Active Employees/Trustees and Retired Employee/Trustee Matching Gift	N/A	Public Charities or equivalents as defined in sections 501(C)(3)
St Philomena Catholic Church	650	Active Employees/Trustees and Retired Employee/Trustee Matching Gift	N/A	Public Charities or equivalents as defined in sections 501(C)(3)
Stratford Shakespearean Festival of America	1,000 00	Active Employees/Trustees and Retired Employee/Trustee Matching Gift	N/A	Public Charities or equivalents as defined in sections 501(C)(3)
Student Mentor Partners	8,000 00	Active Employees/Trustees and Retired Employee/Trustee Matching Gift	N/A	Public Charities or equivalents as defined in sections 501(C)(3)
Susan G Komen 3-Day for the Cure	100	Active Employees/Trustees and Retired Employee/Trustee Matching Gift	N/A	Public Charities or equivalents as defined in sections 501(C)(3)
Susan G Komen for the Cure	200	Active Employees/Trustees and Retired Employee/Trustee Matching Gift	N/A	Public Charities or equivalents as defined in sections 501(C)(3)
Sweetest Heart of Mary Church	3,390 00	Active Employees/Trustees and Retired Employee/Trustee Matching Gift	N/A	Public Charities or equivalents as defined in sections 501(C)(3)

## 2011 Matching Gifts Paid Listed by Grantee

<u>Grantee</u>	<u>Paid</u>	<u>Description</u>	<u>Relationship to foundation manager or contributor</u>	<u>Foundation status of Recipient</u>
Taft School Corporation	400	Active Employees/Trustees and Retired Employee/Trustee Matching Gift	N/A	Public Charities or equivalents as defined in sections 501(C)(3)
Tapology Inc	500	Active Employees/Trustees and Retired Employee/Trustee Matching Gift	N/A	Public Charities or equivalents as defined in sections 501(C)(3)
Taylor International Academy	10,000 00	Active Employees/Trustees and Retired Employee/Trustee Matching Gift	N/A	Public Charities or equivalents as defined in sections 501(C)(3)
The Associate Alumnae of Douglas College	600	Active Employees/Trustees and Retired Employee/Trustee Matching Gift	N/A	Public Charities or equivalents as defined in sections 501(C)(3)
The Carter Center	200	Active Employees/Trustees and Retired Employee/Trustee Matching Gift	N/A	Public Charities or equivalents as defined in sections 501(C)(3)
The Companions of St Anthony	50	Active Employees/Trustees and Retired Employee/Trustee Matching Gift	N/A	Public Charities or equivalents as defined in sections 501(C)(3)
The Conservation Foundation	1,000 00	Active Employees/Trustees and Retired Employee/Trustee Matching Gift	N/A	Public Charities or equivalents as defined in sections 501(C)(3)
The Detroit Institute of Arts	2,000 00	Active Employees/Trustees and Retired Employee/Trustee Matching Gift	N/A	Public Charities or equivalents as defined in sections 501(C)(3)
The Detroit Institute of Arts	400	Active Employees/Trustees and Retired Employee/Trustee Matching Gift	N/A	Public Charities or equivalents as defined in sections 501(C)(3)
The Detroit Institute of Arts	200	Active Employees/Trustees and Retired Employee/Trustee Matching Gift	N/A	Public Charities or equivalents as defined in sections 501(C)(3)
The Detroit Institute of Arts	666	Active Employees/Trustees and Retired Employee/Trustee Matching Gift	N/A	Public Charities or equivalents as defined in sections 501(C)(3)
The Edison Institute, Inc	200	Active Employees/Trustees and Retired Employee/Trustee Matching Gift	N/A	Public Charities or equivalents as defined in sections 501(C)(3)
The Edison Institute, Inc	220	Active Employees/Trustees and Retired Employee/Trustee Matching Gift	N/A	Public Charities or equivalents as defined in sections 501(C)(3)
The Humane Society of the United States	300	Active Employees/Trustees and Retired Employee/Trustee Matching Gift	N/A	Public Charities or equivalents as defined in sections 501(C)(3)
The Humane Society of the United States	1,000 00	Active Employees/Trustees and Retired Employee/Trustee Matching Gift	N/A	Public Charities or equivalents as defined in sections 501(C)(3)
The Mananist Mission	158	Active Employees/Trustees and Retired Employee/Trustee Matching Gift	N/A	Public Charities or equivalents as defined in sections 501(C)(3)
The Metropolitan Opera Association	3,000 00	Active Employees/Trustees and Retired Employee/Trustee Matching Gift	N/A	Public Charities or equivalents as defined in sections 501(C)(3)
The Michigan Womens Foundation	3,000 00	Active Employees/Trustees and Retired Employee/Trustee Matching Gift	N/A	Public Charities or equivalents as defined in sections 501(C)(3)
The Michigan Womens Foundation	500	Active Employees/Trustees and Retired Employee/Trustee Matching Gift	N/A	Public Charities or equivalents as defined in sections 501(C)(3)
The Michigan Womens Foundation	2,500 00	Active Employees/Trustees and Retired Employee/Trustee Matching Gift	N/A	Public Charities or equivalents as defined in sections 501(C)(3)
The Salvation Army	50	Active Employees/Trustees and Retired Employee/Trustee Matching Gift	N/A	Public Charities or equivalents as defined in sections 501(C)(3)

## 2011 Matching Gifts Paid Listed by Grantee

<u>Grantee</u>	<u>Paid</u>	<u>Description</u>	<u>Relationship to foundation manager or contributor</u>	<u>Foundation status of Recipient</u>
The Salvation Army	2,000 00	Active Employees/Trustees and Retired Employee/Trustee Matching Gift	N/A	Public Charities or equivalents as defined in sections 501(C)(3)
The Sphinx Organization, Inc	732	Active Employees/Trustees and Retired Employee/Trustee Matching Gift	N/A	Public Charities or equivalents as defined in sections 501(C)(3)
The Sphinx Organization, Inc	3,000 00	Active Employees/Trustees and Retired Employee/Trustee Matching Gift	N/A	Public Charities or equivalents as defined in sections 501(C)(3)
The Wilma Theater	500	Active Employees/Trustees and Retired Employee/Trustee Matching Gift	N/A	Public Charities or equivalents as defined in sections 501(C)(3)
The YES Foundation	500	Active Employees/Trustees and Retired Employee/Trustee Matching Gift	N/A	Public Charities or equivalents as defined in sections 501(C)(3)
Trinity Episcopal Church	100	Active Employees/Trustees and Retired Employee/Trustee Matching Gift	N/A	Public Charities or equivalents as defined in sections 501(C)(3)
Troops Need You	140	Active Employees/Trustees and Retired Employee/Trustee Matching Gift	N/A	Public Charities or equivalents as defined in sections 501(C)(3)
Trout Unlimited	1,000 00	Active Employees/Trustees and Retired Employee/Trustee Matching Gift	N/A	Public Charities or equivalents as defined in sections 501(C)(3)
Troy Church of the Nazarene	1,500 00	Active Employees/Trustees and Retired Employee/Trustee Matching Gift	N/A	Public Charities or equivalents as defined in sections 501(C)(3)
United American Patriots, Inc	200	Active Employees/Trustees and Retired Employee/Trustee Matching Gift	N/A	Public Charities or equivalents as defined in sections 501(C)(3)
United Jewish Foundation	15,000 00	Active Employees/Trustees and Retired Employee/Trustee Matching Gift	N/A	Public Charities or equivalents as defined in sections 501(C)(3)
United Spinal Association, Inc	90	Active Employees/Trustees and Retired Employee/Trustee Matching Gift	N/A	Public Charities or equivalents as defined in sections 501(C)(3)
United States Deputy Sheriffs Assoc, Inc	76	Active Employees/Trustees and Retired Employee/Trustee Matching Gift	N/A	Public Charities or equivalents as defined in sections 501(C)(3)
United States Olympic Committee	50	Active Employees/Trustees and Retired Employee/Trustee Matching Gift	N/A	Public Charities or equivalents as defined in sections 501(C)(3)
United Way for Southeastern Michigan	200	Active Employees/Trustees and Retired Employee/Trustee Matching Gift	N/A	Public Charities or equivalents as defined in sections 501(C)(3)
United Way for Southeastern Michigan	2,600 00	Active Employees/Trustees and Retired Employee/Trustee Matching Gift	N/A	Public Charities or equivalents as defined in sections 501(C)(3)
United Way for Southeastern Michigan	2,000 00	Active Employees/Trustees and Retired Employee/Trustee Matching Gift	N/A	Public Charities or equivalents as defined in sections 501(C)(3)
United Way for Southeastern Michigan	2,000 00	Active Employees/Trustees and Retired Employee/Trustee Matching Gift	N/A	Public Charities or equivalents as defined in sections 501(C)(3)
United Way of Lee County	20,500 00	Active Employees/Trustees and Retired Employee/Trustee Matching Gift	N/A	Public Charities or equivalents as defined in sections 501(C)(3)
United Way of Lee County	26,668 00	Active Employees/Trustees and Retired Employee/Trustee Matching Gift	N/A	Public Charities or equivalents as defined in sections 501(C)(3)
University Cultural Center Association	500	Active Employees/Trustees and Retired Employee/Trustee Matching Gift	N/A	Public Charities or equivalents as defined in sections 501(C)(3)

## 2011 Matching Gifts Paid Listed by Grantee

<u>Grantee</u>	<u>Paid</u>	<u>Description</u>	<u>Relationship to foundation manager or contributor</u>	<u>Foundation status of Recipient</u>
University Hospital Foundation	3,828 78	Active Employees/Trustees and Retired Employee/Trustee Matching Gift	N/A	Public Charities or equivalents as defined in sections 501(C)(3)
University Liggett School	400	Active Employees/Trustees and Retired Employee/Trustee Matching Gift	N/A	Public Charities or equivalents as defined in sections 501(C)(3)
University Musical Society	500	Active Employees/Trustees and Retired Employee/Trustee Matching Gift	N/A	Public Charities or equivalents as defined in sections 501(C)(3)
University of Chicago	2,000 00	Active Employees/Trustees and Retired Employee/Trustee Matching Gift	N/A	Public Charities or equivalents as defined in sections 501(C)(3)
University of Detroit Jesuit	500	Active Employees/Trustees and Retired Employee/Trustee Matching Gift	N/A	Public Charities or equivalents as defined in sections 501(C)(3)
University of Detroit Mercy	50	Active Employees/Trustees and Retired Employee/Trustee Matching Gift	N/A	Public Charities or equivalents as defined in sections 501(C)(3)
University of Detroit Mercy	50	Active Employees/Trustees and Retired Employee/Trustee Matching Gift	N/A	Public Charities or equivalents as defined in sections 501(C)(3)
University of Michigan	200	Active Employees/Trustees and Retired Employee/Trustee Matching Gift	N/A	Public Charities or equivalents as defined in sections 501(C)(3)
University of Michigan	200	Active Employees/Trustees and Retired Employee/Trustee Matching Gift	N/A	Public Charities or equivalents as defined in sections 501(C)(3)
University of Michigan	200	Active Employees/Trustees and Retired Employee/Trustee Matching Gift	N/A	Public Charities or equivalents as defined in sections 501(C)(3)
University of Michigan	200	Active Employees/Trustees and Retired Employee/Trustee Matching Gift	N/A	Public Charities or equivalents as defined in sections 501(C)(3)
University of Michigan	900	Active Employees/Trustees and Retired Employee/Trustee Matching Gift	N/A	Public Charities or equivalents as defined in sections 501(C)(3)
University of Michigan - Dearborn	4,000 00	Active Employees/Trustees and Retired Employee/Trustee Matching Gift	N/A	Public Charities or equivalents as defined in sections 501(C)(3)
University of Notre Dame Du Lac	400	Active Employees/Trustees and Retired Employee/Trustee Matching Gift	N/A	Public Charities or equivalents as defined in sections 501(C)(3)
USASOC Soldier Family and Command Support Association, Inc	500	Active Employees/Trustees and Retired Employee/Trustee Matching Gift	N/A	Public Charities or equivalents as defined in sections 501(C)(3)
Vietnam Veterans Memorial Fund	50	Active Employees/Trustees and Retired Employee/Trustee Matching Gift	N/A	Public Charities or equivalents as defined in sections 501(C)(3)
Warren Conner Development Coalition	400	Active Employees/Trustees and Retired Employee/Trustee Matching Gift	N/A	Public Charities or equivalents as defined in sections 501(C)(3)
Wayne State University	500	Active Employees/Trustees and Retired Employee/Trustee Matching Gift	N/A	Public Charities or equivalents as defined in sections 501(C)(3)
Wayne State University	2,000 00	Active Employees/Trustees and Retired Employee/Trustee Matching Gift	N/A	Public Charities or equivalents as defined in sections 501(C)(3)
Wayne State University	1,000 00	Active Employees/Trustees and Retired Employee/Trustee Matching Gift	N/A	Public Charities or equivalents as defined in sections 501(C)(3)
Wayne State University	500	Active Employees/Trustees and Retired Employee/Trustee Matching Gift	N/A	Public Charities or equivalents as defined in sections 501(C)(3)

## 2011 Matching Gifts Paid Listed by Grantee

<u>Grantee</u>	<u>Paid</u>	<u>Description</u>	<u>Relationship to foundation manager or contributor</u>	<u>Foundation status of Recipient</u>
Wayne State University	7,240 00	Active Employees/Trustees and Retired Employee/Trustee Matching Gift	N/A	Public Charities or equivalents as defined in sections 501(C)(3)
Wayne State University	600	Active Employees/Trustees and Retired Employee/Trustee Matching Gift	N/A	Public Charities or equivalents as defined in sections 501(C)(3)
Wayne State University	2,000 00	Active Employees/Trustees and Retired Employee/Trustee Matching Gift	N/A	Public Charities or equivalents as defined in sections 501(C)(3)
Wild Swan Theatre	500	Active Employees/Trustees and Retired Employee/Trustee Matching Gift	N/A	Public Charities or equivalents as defined in sections 501(C)(3)
Wild Swan Theatre	500	Active Employees/Trustees and Retired Employee/Trustee Matching Gift	N/A	Public Charities or equivalents as defined in sections 501(C)(3)
Wines Parent Teacher Organization	200	Active Employees/Trustees and Retired Employee/Trustee Matching Gift	N/A	Public Charities or equivalents as defined in sections 501(C)(3)
Women's Caring Program	2,000 00	Active Employees/Trustees and Retired Employee/Trustee Matching Gift	N/A	Public Charities or equivalents as defined in sections 501(C)(3)
Woodside Bible Church	5,000 00	Active Employees/Trustees and Retired Employee/Trustee Matching Gift	N/A	Public Charities or equivalents as defined in sections 501(C)(3)
Woodside Bible Church	5,000 00	Active Employees/Trustees and Retired Employee/Trustee Matching Gift	N/A	Public Charities or equivalents as defined in sections 501(C)(3)
Woodside Bible Church	5,000 00	Active Employees/Trustees and Retired Employee/Trustee Matching Gift	N/A	Public Charities or equivalents as defined in sections 501(C)(3)
Woodside Bible Church	5,000 00	Active Employees/Trustees and Retired Employee/Trustee Matching Gift	N/A	Public Charities or equivalents as defined in sections 501(C)(3)
Woodside Bible Church	5,000 00	Active Employees/Trustees and Retired Employee/Trustee Matching Gift	N/A	Public Charities or equivalents as defined in sections 501(C)(3)
Worldwide Missionary Baptist Church	200	Active Employees/Trustees and Retired Employee/Trustee Matching Gift	N/A	Public Charities or equivalents as defined in sections 501(C)(3)
WW Community Connections	1,500 00	Active Employees/Trustees and Retired Employee/Trustee Matching Gift	N/A	Public Charities or equivalents as defined in sections 501(C)(3)
Yale University	400	Active Employees/Trustees and Retired Employee/Trustee Matching Gift	N/A	Public Charities or equivalents as defined in sections 501(C)(3)
Young America's Foundation	100	Active Employees/Trustees and Retired Employee/Trustee Matching Gift	N/A	Public Charities or equivalents as defined in sections 501(C)(3)
Young America's Foundation	176	Active Employees/Trustees and Retired Employee/Trustee Matching Gift	N/A	Public Charities or equivalents as defined in sections 501(C)(3)
Young Life Grosse Pointe	200	Active Employees/Trustees and Retired Employee/Trustee Matching Gift	N/A	Public Charities or equivalents as defined in sections 501(C)(3)
Young Life Grosse Pointe	600	Active Employees/Trustees and Retired Employee/Trustee Matching Gift	N/A	Public Charities or equivalents as defined in sections 501(C)(3)
Young Life Grosse Pointe	400	Active Employees/Trustees and Retired Employee/Trustee Matching Gift	N/A	Public Charities or equivalents as defined in sections 501(C)(3)
Youth Frontiers	50	Active Employees/Trustees and Retired Employee/Trustee Matching Gift	N/A	Public Charities or equivalents as defined in sections 501(C)(3)
Matching Gifts Total	<u>661,550</u>			

**THE SKILLMAN FOUNDATION (TAX I.D.#38-1675780)**  
**FORM 990-PF - CALENDAR YEAR 2011**  
**PART XV**

**2011 Membership Dues Listed by Grantee**

Grantee	Paid	Description	Relationship to foundation manager or contributor	Foundation status of Recipient
Association of Black Foundation Executives	2,500 00	2011 Institutional Membership Dues	N/A	Public Charities or equivalents as defined in sections 501(C)(3)
BoardSource	5,000 00	2011 Institutional Membership Dues	N/A	Public Charities or equivalents as defined in sections 501(C)(3)
Council of Michigan Foundations	16,200 00	2011 Institutional Membership Dues	N/A	Public Charities or equivalents as defined in sections 501(C)(3)
Council on Foundations, Inc	40,000 00	2011 Institutional Membership Dues	N/A	Public Charities or equivalents as defined in sections 501(C)(3)
Foundation Financial Officers Group	3,000 00	2011 Institutional Membership Dues	N/A	Public Charities or equivalents as defined in sections 501(C)(3)
Funders' Network for Smart Growth and Livable Communities, Inc	5,000 00	2011 Institutional Membership Dues	N/A	Public Charities or equivalents as defined in sections 501(C)(3)
Grantmakers for Children, Youth and Families, Inc	3,500 00	2011 Institutional Membership Dues	N/A	Public Charities or equivalents as defined in sections 501(C)(3)
Grantmakers for Education	3,000 00	2011 Institutional Membership Dues	N/A	Public Charities or equivalents as defined in sections 501(C)(3)
Grantmakers for Effective Organizations	2,500 00	2011 Institutional Membership Dues	N/A	Public Charities or equivalents as defined in sections 501(C)(3)
Grantmakers for Effective Organizations	2,500 00	learning community for comprehensive community initiatives	N/A	Public Charities or equivalents as defined in sections 501(C)(3)
Grantmakers for Effective Organizations	3,250 00	2011 Institutional Membership Dues	N/A	Public Charities or equivalents as defined in sections 501(C)(3)
Grantmakers in the Arts	400	2011 Institutional Membership Dues	N/A	Public Charities or equivalents as defined in sections 501(C)(3)
Grants Managers Network	500	2011 Institutional Membership Dues	N/A	Public Charities or equivalents as defined in sections 501(C)(3)
Grassroots Grantmakers	2,500 00	2011 Membership Dues	N/A	Public Charities or equivalents as defined in sections 501(C)(3)
Independent Sector	10,000 00	2011 Institutional Membership Dues	N/A	Public Charities or equivalents as defined in sections 501(C)(3)
Michigan Nonprofit Association	1,100 00	2011 Institutional Membership Dues	N/A	Public Charities or equivalents as defined in sections 501(C)(3)
Neighborhood Funders Group	1,600 00	2011 Institutional Membership Dues	N/A	Public Charities or equivalents as defined in sections 501(C)(3)
Nonprofit Technology Enterprise Network	500	2011 Institutional Membership Dues	N/A	Public Charities or equivalents as defined in sections 501(C)(3)
Philanthropy Northwest	175	2011 Membership Dues to create a Strategy Landscape tool for Detroit based funders to improve the effectiveness of their giving, to create greater collective impact and educate other funders about opportunities in Detroit	N/A	Public Charities or equivalents as defined in sections 501(C)(3)
The Center for Effective Philanthropy	7,000 00		N/A	Public Charities or equivalents as defined in sections 501(C)(3)
The Communications Network	600	2011 Institutional Membership Dues	N/A	Public Charities or equivalents as defined in sections 501(C)(3)
The Foundation Center	5,000 00	2011 Institutional Membership Dues	N/A	Public Charities or equivalents as defined in sections 501(C)(3)
The Philanthropy Roundtable	1,000 00	2011 Institutional Membership Dues	N/A	Public Charities or equivalents as defined in sections 501(C)(3)
The Technology Affinity Group	750	2011 Institutional Membership Dues	N/A	Public Charities or equivalents as defined in sections 501(C)(3)
Memberships and Dues Total	<u>117,575</u>			

**THE SKILLMAN FOUNDATION (TAX I.D.#38-1675780)**  
**FORM 990-PF - CALENDAR YEAR 2011**  
**PART XV**

**2011 President's Discretionary Listed by Grantee**

Grantee	Paid	Description	Relationship to foundation manager or contributor	Foundation status of Recipient
American-Arab Center for Civil and Human Rights, Inc	1,500 00	ADC Michigan - 12 Annual MLK Scholarship Reception	N/A	Public Charities or equivalents as defined in sections 501(C)(3)
Black Family Development, Inc	1,500 00	to support its 15th Annual President's Dinner Gala, December 8, 2011	N/A	Public Charities or equivalents as defined in sections 501(C)(3)
Black United Fund of Michigan, Inc	1,000 00	to support its Michigan's 41st Annual Benefit Celebration on October 14, 2011	N/A	Public Charities or equivalents as defined in sections 501(C)(3)
B'nai B'rith International	750	to support its Great American Traditions Awards Dinner, June 1, 2011	N/A	Public Charities or equivalents as defined in sections 501(C)(3)
Brenda Scott Academy for Theatre Arts	1,000 00	support the 2nd Annual Fundraiser, a Black Tie Masquerade Ball on October 21, 2011	N/A	Public Charities or equivalents as defined in sections 501(C)(3)
Caring Athletes Team for Children's and Henry Ford Hospital	500	financial support to CATCH and the Detroit News Outstanding H S Graduate Awards Program for financial support to its 65th Anniversary Leadership Recognition Dinner, November 3, 2011	N/A	Public Charities or equivalents as defined in sections 501(C)(3)
Catholic Social Services of Wayne County	1,500 00	financial support to Dance Theatre of Harlem Forty Years of Firsts exhibition and its educational programming	N/A	Public Charities or equivalents as defined in sections 501(C)(3)
Charles S. Wright Museum of African American History	2,000 00	Financial support to Data Driven Detroit (D3) to host NNIP Program, May 11-13, 2011	N/A	Public Charities or equivalents as defined in sections 501(C)(3)
City Connect Detroit, Inc	1,000 00	for sponsorship to its 2011 City Mission Annual Fund Raising GALA, November 12, 2011	N/A	Public Charities or equivalents as defined in sections 501(C)(3)
City Mission	1,000 00	to support its City Year Detroit Ripples of Hope Dinner, April 28, 2011	N/A	Public Charities or equivalents as defined in sections 501(C)(3)
City Year, Inc	5,000 00	to support its Annual Scholar Awards Program, May 17, 2011	N/A	Public Charities or equivalents as defined in sections 501(C)(3)
Coleman A. Young Foundation	1,500 00	Financial Assistance for Planning and Transition of its CEO	N/A	Public Charities or equivalents as defined in sections 501(C)(3)
Communities In Schools of Detroit, Inc	10,000 00	Support of CMF's Transforming Michigan Philanthropy through Diversity and Inclusion initiative	N/A	Public Charities or equivalents as defined in sections 501(C)(3)
Council of Michigan Foundations	35,000 00	to support its Calling All Angels, November 4, 2011	N/A	Public Charities or equivalents as defined in sections 501(C)(3)
Covenant House Michigan	250	for support to Roberts Riverwalk Hotel & Residence Grand Opening Gala, June 17, 2011	N/A	Public Charities or equivalents as defined in sections 501(C)(3)
Detroit Area Agency on Aging	1,000 00	support the annual harvest festival, Healthy Soil, Healthy People, Healthy Planet on September 24, 2011	N/A	Public Charities or equivalents as defined in sections 501(C)(3)
Detroit Black Community Food Security Network, Inc	1,000 00	to support its 'Money Matters for Youth 2010 - 2011'	N/A	Public Charities or equivalents as defined in sections 501(C)(3)
Detroit Impact Inc	1,000 00	Financial support for The Detroit 300 / Detroit Parent Network	N/A	Public Charities or equivalents as defined in sections 501(C)(3)
Detroit Parent Network	10,000 00	for financial support to host an exploratory tour with New Schools for New Orleans, an Education Reform Strategy in New Orleans, LA	N/A	Public Charities or equivalents as defined in sections 501(C)(3)
Detroit Parent Network	12,500 00	32nd Annual Salute to Distinguished Warner Dinner, March 17, 2011	N/A	Public Charities or equivalents as defined in sections 501(C)(3)
Detroit Urban League, Inc	1,500 00	to support a Children's Defense Fund Freedom School to be sponsored by YouthVille Detroit	N/A	Public Charities or equivalents as defined in sections 501(C)(3)
Detroit Youth Foundation	20,000 00	Sponsorship for Who's Who Publishing in Detroit for sponsorship for the Don Bosco Hall's 14th Annual Get Jazzy Evening on November 12, 2011	N/A	Public Charities or equivalents as defined in sections 501(C)(3)
Don Bosco Hall, Inc	1,000 00	2011 Membership Renewal Fee	N/A	Public Charities or equivalents as defined in sections 501(C)(3)
Eight Mile Boulevard Association	258	for a full page Ad in its 2011 Annual Dinner program booklet	N/A	Public Charities or equivalents as defined in sections 501(C)(3)
Federation of Youth Services	225	for financial support to its Annual WALK Event, October 9, 2011	N/A	Public Charities or equivalents as defined in sections 501(C)(3)
Focus HOPE	1,000 00	to support 12th Annual Conference, March 21 - 23, 2011	N/A	Public Charities or equivalents as defined in sections 501(C)(3)
Funders' Network for Smart Growth and Livable Communities, Inc	5,000 00		N/A	Public Charities or equivalents as defined in sections 501(C)(3)

## 2011 President's Discretionary Listed by Grantee

Grantee	Paid	Description	Relationship to foundation manager or contributor	Foundation status of Recipient
Grantmakers for Children, Youth and Families, Inc	2,500 00	to supports its 2011 Annual Conference	N/A	Public Charities or equivalents as defined in sections 501(C)(3)
Grantmakers for Education	5,000 00	to support its proposal for Funding for Innovation 2.0 in Detroit, June 13 - 15, 2011	N/A	Public Charities or equivalents as defined in sections 501(C)(3)
Greater New Orleans Foundation	39,000 00	to conduct a cross-learning exchange with The Skillman Foundation Board of Trustee on September 28 & 29, 2011	N/A	Public Charities or equivalents as defined in sections 501(C)(3)
Hmong Community of Metro-Detroit Inc	1,000 00	to supports Hmong Graduation Ceremony for the Class of 2011, June 18, 2011	N/A	Public Charities or equivalents as defined in sections 501(C)(3)
InsideOut Literary Arts Project	2,400 00	Financial support for InsideOut's Citywide Poets visit to the White House, May 11, 2011	N/A	Public Charities or equivalents as defined in sections 501(C)(3)
Jewish Community Center of Metropolitan Detroit	3,000 00	to support the Legacy Project including diversity workshops at Southwestern International High School	N/A	Public Charities or equivalents as defined in sections 501(C)(3)
Jewish Vocational Services and Community Workshop	750	The JVS Women-toWork Program	N/A	Public Charities or equivalents as defined in sections 501(C)(3)
John R. King Academic and Performing Arts Academy	5,000 00	to supports its John R. King Angelic Chorale - Carnegie Hall Performance, March 2 - 5, 2012	N/A	Public Charities or equivalents as defined in sections 501(C)(3)
Latin Americans for Social and Economic Development, Inc	500	Financial support to its Annual Recognition Luncheon, May 5, 2011	N/A	Public Charities or equivalents as defined in sections 501(C)(3)
Latin Americans for Social and Economic Development, Inc	700	to support the 2011 Holiday Program for a full page ad for the 24th Annual Bauder Contemporary American Authors Lecture on April 20, 2012	N/A	Public Charities or equivalents as defined in sections 501(C)(3)
Marygrove College	300	to support the CEO, Federal Funding Opportunity Task Force Project	N/A	Public Charities or equivalents as defined in sections 501(C)(3)
Matrix Human Services	38,067 00	for sponsorship to the Doorway to the Future Dinner, May 5, 2011	N/A	Public Charities or equivalents as defined in sections 501(C)(3)
Mercy Education Project	2,500 00	sponsorship for its 2011 Annual Conference, April 21, 2011	N/A	Public Charities or equivalents as defined in sections 501(C)(3)
Michigan Association for Evaluation	500	for matching funds opportunity to hire a Communications Specialist	N/A	Public Charities or equivalents as defined in sections 501(C)(3)
Michigan League for Human Services	5,000 00		N/A	Public Charities or equivalents as defined in sections 501(C)(3)
Michigan Nonprofit Association	500	for financial support	N/A	Public Charities or equivalents as defined in sections 501(C)(3)
Michigan Roundtable for Diversity and Inclusion	1,000 00	for financial support to its 64th Annual Humanitarian Tribute Awards Dinner, November 9, 2011	N/A	Public Charities or equivalents as defined in sections 501(C)(3)
Michigan Youth Appreciation Foundation	2,500 00	for financial support to its 29th Annual Metro Detroit Youth Day, July 13, 2011	N/A	Public Charities or equivalents as defined in sections 501(C)(3)
Michigan Youth Appreciation Foundation	1,500 00	to support its 'Roast & Toast' Ed Deeb's 50 Anniversary, November 2, 2011	N/A	Public Charities or equivalents as defined in sections 501(C)(3)
Michigan Youth Appreciation Foundation	-1,500 00	to support its 'Roast & Toast' Ed Deeb's 50 Anniversary, November 2, 2011	N/A	Public Charities or equivalents as defined in sections 501(C)(3)
Michigan's Children	2,500 00	for financial sponsorship to its Heroes at Sunrise, May 17, 2011	N/A	Public Charities or equivalents as defined in sections 501(C)(3)
Minds Program, Inc	1,000 00	to support its 2011 MINDS Funky Fresh Fashion Show on October 13, 2011	N/A	Public Charities or equivalents as defined in sections 501(C)(3)
Mosaic Youth Theatre of Detroit	3,000 00	to support its 20th Anniversary Kickoff Event	N/A	Public Charities or equivalents as defined in sections 501(C)(3)
Motor City Model UN Club	1,500 00	to support its YoungXplorers program	N/A	Public Charities or equivalents as defined in sections 501(C)(3)
Music Hall Center for the Performing Arts, Inc	2,500 00	for sponsorship to its 10th Annual Cars & Stars Gala on June 10, 2011	N/A	Public Charities or equivalents as defined in sections 501(C)(3)
National Congress of Black Women, Inc	1,000 00	for financial support to the Dan Rather Report viewing of 'A National Disgrace', May 26, 2011	N/A	Public Charities or equivalents as defined in sections 501(C)(3)
Neighborhood Reinvestment Corporation	5,000 00	to support NeighborWorks Training Institute in Detroit, May 16-20, 2011	N/A	Public Charities or equivalents as defined in sections 501(C)(3)
Neighborhood Service Organization	150	to support its Harper-Gratiot Multi-Service Center Health and Resource Community Festival, July 30, 2011	N/A	Public Charities or equivalents as defined in sections 501(C)(3)
New Detroit, Inc	3,000 00	for sponsorship to its Closing the Gap Awards Dinner, June 22, 2011	N/A	Public Charities or equivalents as defined in sections 501(C)(3)
North End Youth Improvement Council	5,000 00	to support its Adopt A Child for Christmas Program	N/A	Public Charities or equivalents as defined in sections 501(C)(3)
Northeast Guidance Center	1,000 00	to support its Kruse for Kids, August 18, 2011	N/A	Public Charities or equivalents as defined in sections 501(C)(3)
Northend Christian Community Development Corporation	300	to support its Farmers Market	N/A	Public Charities or equivalents as defined in sections 501(C)(3)



## 2011 President's Discretionary Listed by Grantee

Grantee	Paid	Description	Relationship to foundation manager or contributor	Foundation status of Recipient
Operation Graduation	3,000 00	to support its Celebration to Benefit the Jalen Rose Leadership Academy, November 6, 2011	N/A	Public Charities or equivalents as defined in sections 501(C)(3)
Real Life 101 Scholarship Fund	1,500 00	to support its Real Life 101 Scholarship Fund, June 4, 2011 Awards Gala	N/A	Public Charities or equivalents as defined in sections 501(C)(3)
Regents of the University of Michigan	2,000 00	for financial support to The U-M Center for Educational Outreach for its 2011 Michigan Pre-College and Youth Outreach Conference, November 14, 2011	N/A	Public Charities or equivalents as defined in sections 501(C)(3)
Second Ebenezer Church	500	14th Annual Citywide Historical Black College Fair, March 19, 2011	N/A	Public Charities or equivalents as defined in sections 501(C)(3)
SER Metro Detroit-Jobs for Progress, Inc	850	For support to its 2011 Amigos De Ser Business Recognition Luncheon, October 11, 2011	N/A	Public Charities or equivalents as defined in sections 501(C)(3)
St Mary's Student Parish	5,000 00	to support Father Gregory Boyle's lectures on gang violence at University of Michigan	N/A	Public Charities or equivalents as defined in sections 501(C)(3)
The Center for Effective Philanthropy	13,200 00	to provide the Skillman Foundation Staff Survey to create a Comparative Trustee Board Survey & Report	N/A	Public Charities or equivalents as defined in sections 501(C)(3)
The Center for Effective Philanthropy	6,500 00	Financial support to the Foundation Center for creation of the interactive grants maps	N/A	Public Charities or equivalents as defined in sections 501(C)(3)
The Foundation Center	15,000 00	Grant to help support the development and rollout of the academic plan for Detroit Public Schools	N/A	Public Charities or equivalents as defined in sections 501(C)(3)
The Institute for Educational Leadership, Inc	20,000 00	to supports the Junior League of Detroit's Riverwalk Gala, April 30, 2011	N/A	Public Charities or equivalents as defined in sections 501(C)(3)
The Junior League of Detroit, Inc	1,000 00	to support the Metropolitan Opera National Council - Michigan District	N/A	Public Charities or equivalents as defined in sections 501(C)(3)
The Metropolitan Opera Association	5,000 00	for financial sponsorship to its Distinguished American Award on May 26, 2011	N/A	Public Charities or equivalents as defined in sections 501(C)(3)
The YES Foundation	1,000 00	the 2nd Annual 2011 MVP Awards	N/A	Public Charities or equivalents as defined in sections 501(C)(3)
Think Detroit PAL, Inc	1,000 00	to fund the summer youth employment program at NEYIC	N/A	Public Charities or equivalents as defined in sections 501(C)(3)
Vanguard Community Development Corporation	4,000 00	for sponsorship to its Eastside Extravaganza on October 14, 2011	N/A	Public Charities or equivalents as defined in sections 501(C)(3)
Warren Conner Development Coalition	600	for the Damon J. Keith Law Collection of African American Legacy History's symposium	N/A	Public Charities or equivalents as defined in sections 501(C)(3)
Wayne State University	1,500 00	to support the Dr. Martin Luther King, Jr. Tribute on January 17, 2012	N/A	Public Charities or equivalents as defined in sections 501(C)(3)
Wayne State University	1,000 00	Dr. Martin Luther King, Jr. Tribute	N/A	Public Charities or equivalents as defined in sections 501(C)(3)
Wayne State University Office of Government and Community Affairs	1,000 00	to sponsor 20 students to attend a meeting with NPR's Michele Norris and WDET's Craig Fahle to discuss America's Conversation on Race	N/A	Public Charities or equivalents as defined in sections 501(C)(3)
Womens Leadership Forum	1,200 00	for financial support to College Prep International for its Promoting Excellence Recognition and Senior Luncheon on May 21, 2011	N/A	Public Charities or equivalents as defined in sections 501(C)(3)
Youth Development Commission	1,000 00			
President's Discretionary Total	<u>350,000</u>			

**THE SKILLMAN FOUNDATION (TAX I.D.#38-1675780)**  
**FORM 990-PF - CALENDAR YEAR 2011**  
**PART XV**

**2011 Special Grants Listed by Grantee**

Grantee	Paid	Description	Relationship to foundation manager or contributor	Foundation status of Recipient
Coalition on Temporary Shelter	5,000 00	2011 Special Gift in Lieu of Trustee Fees (E Ford)	N/A	Public Charities or equivalents as defined in sections 501(C)(3)
Community Foundation for Southeast Michigan	20,000 00	2011 Special Gift in Lieu of Trustee Fees for the Stephen and Jean C. Ewing Fund (S. Ewing)	N/A	Public Charities or equivalents as defined in sections 501(C)(3)
Cranbrook Educational Community	4,500 00	2011 Special Gift in Lieu of Trustee Fees - (D Ebert) for Cranbrook Institute of Science	N/A	Public Charities or equivalents as defined in sections 501(C)(3)
Cranbrook Educational Community	22,000 00	2011 Special Gift in Lieu of Trustee Fees (R Taubman)	N/A	Public Charities or equivalents as defined in sections 501(C)(3)
Focus HOPE	5,000 00	in memonam of Eleanor Josiatis	N/A	Public Charities or equivalents as defined in sections 501(C)(3)
Focus HOPE	3,000 00	2011 Special Gift in Lieu of Trustee Fees (L Ardisana)	N/A	Public Charities or equivalents as defined in sections 501(C)(3)
Gleaners Community Food Bank of Southeastern Michigan	4,500 00	2011 Special Gift in Lieu of Trustee Fees (E Ford)	N/A	Public Charities or equivalents as defined in sections 501(C)(3)
Kettering University	1,000 00	2011 Special Gift in Lieu of Trustee Fees (L Ardisana)	N/A	Public Charities or equivalents as defined in sections 501(C)(3)
Oakwood Healthcare Foundation	1,000 00	2011 Special Gift in Lieu of Trustee Fees (L Ardisana)	N/A	Public Charities or equivalents as defined in sections 501(C)(3)
Regents of the University of Michigan	2,000 00	2011 Special Gift in Lieu of Trustee Fees for the College of Business (L. Ardisana)	N/A	Public Charities or equivalents as defined in sections 501(C)(3)
Regents of the University of Michigan	5,000 00	2011 Special Gift in Lieu of Trustee Fees (L Ardisana)	N/A	Public Charities or equivalents as defined in sections 501(C)(3)
Regents of the University of Michigan	3,500 00	2011 Special Gift in Lieu of Trustee Fees for University of Michigan Dearborn (L. Ardisana)	N/A	Public Charities or equivalents as defined in sections 501(C)(3)
South Oakland Shelter	4,500 00	2011 Special Gift in Lieu of Trustee Fees	N/A	Public Charities or equivalents as defined in sections 501(C)(3)
Southwest Counseling and Development Services	50,000 00	2011 - One Time Special Grant on behalf of Retired Trustee ( W. Brodhead)	N/A	Public Charities or equivalents as defined in sections 501(C)(3)
United Way for Southeastern Michigan	3,000 00	2011 Special Gift in Lieu of Trustee Fees (L Ardisana)	N/A	Public Charities or equivalents as defined in sections 501(C)(3)
United Way of Lee County	50,000 00	2011 - One Time Special Grant on behalf of Retired Trustee ( W. Halling)	N/A	Public Charities or equivalents as defined in sections 501(C)(3)
Special Grants Total	<u>184,000</u>			

THE SKILLMAN FOUNDATION (TAX I.D.#38-1675780)  
**FORM 990-PF - CALENDAR YEAR 2011**  
**PART XV**

Statement 10

**SCHEDULE OF UNPAID GRANTS**

**December 31, 2011**

	<u>2011</u>	<u>2012</u>	<u>2013</u>	<u>2014</u>	<u>2015</u>	<u>TOTAL</u>
<b>GRANTS AWARDED December, 2011</b>						
Children's Defense Fund		65,000				65,000
Council of Michigan Foundations (fellow)		150,000				150,000
Gleaners Community Food Bank of Southeastern Michigan		50,000				50,000
<b>TOTAL GRANTS AWARDED - December, 2011</b>	-	265,000	-	-	-	265,000
<b>GRANTS AWARDED September, 2011</b>						
Accounting Aid Society		240,000				240,000
Detroit Area Pre-College Engineering Program		150,000	150,000			300,000
Detroit Parent Network		200,000				200,000
Detroit Parent Network		250,000				250,000
Educational Achievement Authority	125,000					125,000
<b>TOTAL GRANTS AWARDED - September, 2011</b>	125,000	840,000	150,000	-	-	1,115,000
<b>GRANTS AWARDED June, 2011</b>						
Coleman A Young Foundation		150,000	150,000	150,000	300,000	750,000
Education Trust, Inc		200,000				200,000
Living Cities		170,000				170,000
Michigan Future, Inc		750,000	750,000			1,500,000
Southwest Housing Solutions Corporation		150,000	100,000			250,000
United Way for Southeastern Michigan (venture fund)		400,000				400,000
<b>TOTAL GRANTS AWARDED - June, 2011</b>	-	1,820,000	1,000,000	150,000	300,000	3,270,000
<b>GRANTS AWARDED MARCH, 2011</b>						
Teach for America, Inc	-	500,000				500,000
<b>TOTAL GRANTS AWARDED - MARCH, 2011</b>	-	500,000	-	-	-	500,000
<b>GRANTS AWARDED PAYABLE IN 2011 - 2014</b>						
United Way for Southeastern Michigan		75,000				75,000
<b>TOTAL GRANTS AWARDED</b>	<b>125,000</b>	<b>3,500,000</b>	<b>1,150,000</b>	<b>150,000</b>	<b>300,000</b>	<b>5,225,000</b>

Form **8868**

(Rev. January 2012)

Department of the Treasury  
Internal Revenue Service**Application for Extension of Time To File an  
Exempt Organization Return**

OMB No. 1545-1708

► **File a separate application for each return.**

- If you are filing for an **Automatic 3-Month Extension**, complete only **Part I** and check this box ☒ **1**
- If you are filing for an **Additional (Not Automatic) 3-Month Extension**, complete only **Part II** (on page 2 of this form).

**Do not complete Part II unless you have already been granted an automatic 3-month extension on a previously filed Form 8868.**

**Electronic filing (e-file).** You can electronically file Form 8868 if you need a 3-month automatic extension of time to file (6 months for a corporation required to file Form 990-T), or an additional (not automatic) 3-month extension of time. You can electronically file Form 8868 to request an extension of time to file any of the forms listed in Part I or Part II with the exception of Form 8870, Information Return for Transfers Associated With Certain Personal Benefit Contracts, which must be sent to the IRS in paper format (see instructions). For more details on the electronic filing of this form, visit [www.irs.gov/efile](http://www.irs.gov/efile) and click on e-file for Charities & Nonprofits.

**Part I Automatic 3-Month Extension of Time. Only submit original (no copies needed).**

A corporation required to file Form 990-T and requesting an automatic 6-month extension—check this box and complete Part I only ☐ **2**

All other corporations (including 1120-C filers), partnerships, REMICs, and trusts must use Form 7004 to request an extension of time to file income tax returns.

Enter filer's identifying number, see instructions

Type or print  File by the due date for filing your return. See instructions.	Name of exempt organization or other filer, see instructions. <b>The Skillman Foundation</b>	Employer identification number (EIN) or <input checked="" type="checkbox"/> <b>38-1675780</b>
	Number, street, and room or suite no. If a P.O. box, see instructions. <b>100 Talon Centre Dr., Suite 100</b>	Social security number (SSN) <input type="checkbox"/>
	City, town or post office, state, and ZIP code. For a foreign address, see instructions. <b>Detroit, MI 48207</b>	

Enter the Return code for the return that this application is for (file a separate application for each return)  

Application Is For	Return Code	Application Is For	Return Code
Form 990	01	Form 990-T (corporation)	07
Form 990-BL	02	Form 1041-A	08
Form 990-EZ	01	Form 4720	09
Form 990-PF	04	Form 5227	10
Form 990-T (sec. 401(a) or 408(a) trust)	05	Form 6069	11
Form 990-T (trust other than above)	06	Form 8870	12

- The books are in the care of ► **Danielle Olekszyk, CFO & Treasurer**

Telephone No. ► **313-393-1185** FAX No. ► **313-393-1187**

- If the organization does not have an office or place of business in the United States, check this box ☐ **3**
- If this is for a Group Return, enter the organization's four digit Group Exemption Number (GEN) \_\_\_\_\_, If this is for the whole group, check this box ☐ **4**. If it is for part of the group, check this box ☐ **5** and attach a list with the names and EINs of all members the extension is for.

**1** I request an automatic 3-month (6 months for a corporation required to file Form 990-T) extension of time until August 15, 20 12, to file the exempt organization return for the organization named above. The extension is for the organization's return for:  
► ☒ calendar year 20 11 or

► ☐ tax year beginning \_\_\_\_\_, 20 \_\_\_\_\_, and ending \_\_\_\_\_, 20 \_\_\_\_\_.

**2** If the tax year entered in line 1 is for less than 12 months, check reason: ☐ Initial return ☐ Final return  
☐ Change in accounting period

<b>3a</b> If this application is for Form 990-BL, 990-PF, 990-T, 4720, or 6069, enter the tentative tax, less any nonrefundable credits. See instructions.	<b>3a</b>	\$	<b>0</b>
<b>b</b> If this application is for Form 990-PF, 990-T, 4720, or 6069, enter any refundable credits and estimated tax payments made. Include any prior year overpayment allowed as a credit.	<b>3b</b>	\$	<b>196,644</b>
<b>c</b> Balance due. Subtract line 3b from line 3a. Include your payment with this form, if required, by using EFTPS (Electronic Federal Tax Payment System). See instructions.	<b>3c</b>	\$	<b>0</b>

**Caution.** If you are going to make an electronic fund withdrawal with this Form 8868, see Form 8453-EO and Form 8879-EO for payment instructions.

For Privacy Act and Paperwork Reduction Act Notice, see instructions.

Cat. No. 279160

Form **8868** (Rev. 1-2012)

- If you are filing for an **Additional (Not Automatic) 3-Month Extension**, complete only Part II and check this box ☐ **Note.** Only complete Part II if you have already been granted an automatic 3-month extension on a previously filed Form 8868.
- If you are filing for an **Automatic 3-Month Extension**, complete only Part I (on page 1).

**Part II Additional (Not Automatic) 3-Month Extension of Time.** Only file the original (no copies needed).

Type or print  File by the due date for filing your return. See instructions.	Enter filer's identifying number, see instructions	
	Name of exempt organization or other filer, see instructions.	Employer identification number (EIN) or <input type="checkbox"/>
	Number, street, and room or suite no. If a P.O. box, see instructions	Social security number (SSN) <input type="checkbox"/>
City, town or post office, state, and ZIP code. For a foreign address, see instructions.		

Enter the Return code for the return that this application is for (file a separate application for each return) ☐

Application Is For	Return Code	Application Is For	Return Code
Form 990	01		
Form 990-BL	02	Form 1041-A	08
Form 990-EZ	01	Form 4720	09
Form 990-PF	04	Form 5227	10
Form 990-T (sec. 401(a) or 408(a) trust)	05	Form 6069	11
Form 990-T (trust other than above)	06	Form 8870	12

**STOP!** Do not complete Part II if you were not already granted an automatic 3-month extension on a previously filed Form 8868.

- The books are in the care of ☐ Telephone No. ☐ FAX No. ☐
- If the organization does not have an office or place of business in the United States, check this box ☐
- If this is for a Group Return, enter the organization's four digit Group Exemption Number (GEN) ☐. If this is for the whole group, check this box ☐. If it is for part of the group, check this box ☐ and attach a list with the names and EINs of all members the extension is for.

- 4 I request an additional 3-month extension of time until \_\_\_\_\_, 20\_\_\_\_.
- 5 For calendar year \_\_\_\_\_, or other tax year beginning \_\_\_\_\_, 20\_\_\_\_, and ending \_\_\_\_\_, 20\_\_\_\_.
- 6 If the tax year entered in line 5 is for less than 12 months, check reason: ☐ Initial return ☐ Final return  
☐ Change in accounting period
- 7 State in detail why you need the extension \_\_\_\_\_

8a If this application is for Form 990-BL, 990-PF, 990-T, 4720, or 6069, enter the tentative tax, less any nonrefundable credits. See instructions.	8a	\$
b If this application is for Form 990-PF, 990-T, 4720, or 6069, enter any refundable credits and estimated tax payments made. Include any prior year overpayment allowed as a credit and any amount paid previously with Form 8868.	8b	\$
c Balance due. Subtract line 8b from line 8a. Include your payment with this form, if required, by using EFTPS (Electronic Federal Tax Payment System). See instructions.	8c	\$

**Signature and Verification must be completed for Part II only.**

Under penalties of perjury, I declare that I have examined this form, including accompanying schedules and statements, and to the best of my knowledge and belief, it is true, correct, and complete, and that I am authorized to prepare this form

Signature Daniel Deekmeyer Title CFO & Treasurer Date 5-3-12

## Application for Extension of Time To File an Exempt Organization Return

OMB No. 1545-1709

► **File a separate application for each return.**

- If you are filing for an **Automatic 3-Month Extension**, complete only **Part I** and check this box ☐
- If you are filing for an **Additional (Not Automatic) 3-Month Extension**, complete only **Part II** (on page 2 of this form).

**Do not complete Part II unless** you have already been granted an automatic 3-month extension on a previously filed Form 8868.

**Electronic filing (e-file).** You can electronically file Form 8868 if you need a 3-month automatic extension of time to file (6 months for a corporation required to file Form 990-T), or an additional (not automatic) 3-month extension of time. You can electronically file Form 8868 to request an extension of time to file any of the forms listed in Part I or Part II with the exception of Form 8870, Information Return for Transfers Associated With Certain Personal Benefit Contracts, which must be sent to the IRS in paper format (see instructions). For more details on the electronic filing of this form, visit [www.irs.gov/efile](http://www.irs.gov/efile) and click on *e-file for Charities & Nonprofits*.

### **Part I Automatic 3-Month Extension of Time.** Only submit original (no copies needed).

A corporation required to file Form 990-T and requesting an automatic 6-month extension—check this box and complete Part I only ☐

*All other corporations (including 1120-C filers), partnerships, REMICs, and trusts must use Form 7004 to request an extension of time to file income tax returns.*

Type or print	Enter filer's identifying number, see instructions	
	Name of exempt organization or other filer, see instructions.	Employer identification number (EIN) or <input type="checkbox"/>
File by the due date for filing your return. See instructions.	Number, street, and room or suite no. If a P.O. box, see instructions.	Social security number (SSN) <input type="checkbox"/>
	City, town or post office, state, and ZIP code. For a foreign address, see instructions.	

Enter the Return code for the return that this application is for (file a separate application for each return) ☐

Application Is For	Return Code	Application Is For	Return Code
Form 990	01	Form 990-T (corporation)	07
Form 990-BL	02	Form 1041-A	08
Form 990-EZ	01	Form 4720	09
Form 990-PF	04	Form 5227	10
Form 990-T (sec. 401(a) or 408(a) trust)	05	Form 6069	11
Form 990-T (trust other than above)	06	Form 8870	12

- The books are in the care of ► \_\_\_\_\_

Telephone No. ► \_\_\_\_\_ FAX No. ► \_\_\_\_\_

- If the organization does not have an office or place of business in the United States, check this box ☐
- If this is for a Group Return, enter the organization's four digit Group Exemption Number (GEN) \_\_\_\_\_. If this is for the whole group, check this box ☐. If it is for part of the group, check this box ☐ and attach a list with the names and EINs of all members the extension is for.

1 I request an automatic 3-month (6 months for a corporation required to file Form 990-T) extension of time until \_\_\_\_\_, 20\_\_\_\_, to file the exempt organization return for the organization named above. The extension is for the organization's return for:  
► ☐ calendar year 20\_\_\_\_ or

► ☐ tax year beginning \_\_\_\_\_, 20\_\_\_\_, and ending \_\_\_\_\_, 20\_\_\_\_.

2 If the tax year entered in line 1 is for less than 12 months, check reason: ☐ Initial return ☐ Final return  
☐ Change in accounting period

3a If this application is for Form 990-BL, 990-PF, 990-T, 4720, or 6069, enter the tentative tax, less any nonrefundable credits. See instructions.	3a	\$
b If this application is for Form 990-PF, 990-T, 4720, or 6069, enter any refundable credits and estimated tax payments made. Include any prior year overpayment allowed as a credit.	3b	\$
c Balance due. Subtract line 3b from line 3a. Include your payment with this form, if required, by using EFTPS (Electronic Federal Tax Payment System). See instructions.	3c	\$

**Caution.** If you are going to make an electronic fund withdrawal with this Form 8868, see Form 8453-EO and Form 8879-EO for payment instructions.

For Privacy Act and Paperwork Reduction Act Notice, see Instructions.

Cat No. 27916D

Form **8868** (Rev. 1-2012)

- If you are filing for an **Additional (Not Automatic) 3-Month Extension**, complete only **Part II** and check this box ☒ **Note.** Only complete Part II if you have already been granted an automatic 3-month extension on a previously filed Form 8868.
- If you are filing for an **Automatic 3-Month Extension**, complete only **Part I** (on page 1).

**Part II Additional (Not Automatic) 3-Month Extension of Time.** Only file the original (no copies needed).

Enter filer's identifying number, see instructions

Type or print  File by the due date for filing your return. See instructions.	Name of exempt organization or other filer, see instructions. <b>The Skillman Foundation</b>	Employer identification number (EIN) or <input checked="" type="checkbox"/> <b>38-1675780</b>
	Number, street, and room or suite no. If a P.O. box, see instructions. <b>100 Talon Centre Dr., Suite 100</b>	Social security number (SSN) <input type="checkbox"/>
	City, town or post office, state, and ZIP code. For a foreign address, see instructions. <b>Detroit, MI 48207</b>	

Enter the Return code for the return that this application is for (file a separate application for each return) 0 4

Application Is For	Return Code	Application Is For	Return Code
Form 990	01		
Form 990-BL	02	Form 1041-A	08
Form 990-EZ	01	Form 4720	09
Form 990-PF	04	Form 5227	10
Form 990-T (sec. 401(a) or 408(a) trust)	05	Form 6069	11
Form 990-T (trust other than above)	06	Form 8870	12

**STOP! Do not complete Part II if you were not already granted an automatic 3-month extension on a previously filed Form 8868.**

- The books are in the care of ► **Danielle Olekszyk, CFO & Treasurer**

Telephone No. ► **313-393-1185** FAX No. ► **313-393-1187**

- If the organization does not have an office or place of business in the United States, check this box ☐
- If this is for a Group Return, enter the organization's four digit Group Exemption Number (GEN) . . . . . If this is for the whole group, check this box ☐ . . . . . If it is for part of the group, check this box ☐ and attach a list with the names and EINs of all members the extension is for.

- I request an additional 3-month extension of time until November 15, 20 12.
- For calendar year 11, or other tax year beginning 20, and ending 20.
- If the tax year entered in line 5 is for less than 12 months, check reason: ☐ Initial return ☐ Final return  
☐ Change in accounting period
- State in detail why you need the extension Taxpayer needs additional time to gather all relevant documents to submit accurate and complete tax return. Have not received all K-1 statements

<b>8a</b> If this application is for Form 990-BL, 990-PF, 990-T, 4720, or 6069, enter the tentative tax, less any nonrefundable credits. See instructions.	<b>8a</b>	\$	<b>0</b>
<b>b</b> If this application is for Form 990-PF, 990-T, 4720, or 6069, enter any refundable credits and estimated tax payments made. Include any prior year overpayment allowed as a credit and any amount paid previously with Form 8868.	<b>8b</b>	\$	<b>196,644</b>
<b>c</b> Balance due. Subtract line 8b from line 8a. Include your payment with this form, if required, by using EFTPS (Electronic Federal Tax Payment System). See instructions.	<b>8c</b>	\$	<b>0</b>

**Signature and Verification must be completed for Part II only.**

Under penalties of perjury, I declare that I have examined this form, including accompanying schedules and statements, and to the best of my knowledge and belief, it is true, correct, and complete, and that I am authorized to prepare this form.

Signature ► Danielle Olekszyk Title ► CFO & Treasurer Date ► 8.6.12  
Form 8868 (Rev. 1-2012)