



See a Social Security Number? Say Something!  
Report Privacy Problems to <https://public.resource.org/privacy>  
Or call the IRS Identity Theft Hotline at 1-800-908-4490





Part II Balance Sheets		Attached schedules and amounts in the description column should be for end-of-year amounts only (See instructions.)		Beginning of year	End of year	
				(a) Book Value	(b) Book Value	(c) Fair Market Value
ASSETS	1	Cash — non-interest-bearing		54,017.	44,654.	44,654.
	2	Savings and temporary cash investments				
	3	Accounts receivable				
		Less: allowance for doubtful accounts				
	4	Pledges receivable				
		Less: allowance for doubtful accounts				
	5	Grants receivable				
	6	Receivables due from officers, directors, trustees, and other disqualified persons (attach schedule) (see instructions)				
	7	Other notes and loans receivable (attach sch)				
		Less: allowance for doubtful accounts				
	8	Inventories for sale or use				
	9	Prepaid expenses and deferred charges				
	10a	Investments — U.S. and state government obligations (attach schedule)		1,794,249.	1,361,933.	1,361,933.
	b	Investments — corporate stock (attach schedule)		5,717,432.	5,517,155.	5,517,155.
	c	Investments — corporate bonds (attach schedule)		1,067,309.	1,117,532.	1,117,532.
	LIABILITIES	11	Investments — land, buildings, and equipment: basis			
		Less: accumulated depreciation (attach schedule)				
12		Investments — mortgage loans				
13		Investments — other (attach schedule)		1,101,706.	644,157.	644,157.
14		Land, buildings, and equipment: basis	14,260.			
		Less: accumulated depreciation (attach schedule). SEE STMT 6	14,260.	83.		
15		Other assets (describe SEE STATEMENT 7)		178,016.	176,867.	176,867.
16		Total assets (to be completed by all filers — see the instructions. Also, see page 1, item I)		9,912,812.	8,862,298.	8,862,298.
17		Accounts payable and accrued expenses				
18		Grants payable		524,010.	292,500.	
FUNDS	19	Deferred revenue				
	20	Loans from officers, directors, trustees, & other disqualified persons				
	21	Mortgages and other notes payable (attach schedule)				
	22	Other liabilities (describe)		2,151.		
	23	Total liabilities (add lines 17 through 22)		526,161.	292,500.	
		Foundations that follow SFAS 117, check here and complete lines 24 through 26 and lines 30 and 31. X				
	24	Unrestricted		9,386,651.	8,569,798.	
	25	Temporarily restricted				
	26	Permanently restricted				
		Foundations that do not follow SFAS 117, check here and complete lines 27 through 31.				
BALANCES	27	Capital stock, trust principal, or current funds				
	28	Paid-in or capital surplus, or land, building, and equipment fund				
	29	Retained earnings, accumulated income, endowment, or other funds				
	30	Total net assets or fund balances (see instructions)		9,386,651.	8,569,798.	
	31	Total liabilities and net assets/fund balances (see instructions)		9,912,812.	8,862,298.	

## Part III Analysis of Changes in Net Assets or Fund Balances

1	Total net assets or fund balances at beginning of year — Part II, column (a), line 30 (must agree with end-of-year figure reported on prior year's return)	1	9,386,651.
2	Enter amount from Part I, line 27a	2	-568,730.
3	Other increases not included in line 2 (itemize)	3	
4	Add lines 1, 2, and 3	4	8,817,921.
5	Decreases not included in line 2 (itemize) SEE STATEMENT 8	5	248,123.
6	Total net assets or fund balances at end of year (line 4 minus line 5) — Part II, column (b), line 30	6	8,569,798.

**Part IV Capital Gains and Losses for Tax on Investment Income**

(a) List and describe the kind(s) of property sold (e.g., real estate, 2-story brick warehouse; or common stock, 200 shares MLC Company)		(b) How acquired P — Purchase D — Donation	(c) Date acquired (month, day, year)	(d) Date sold (month, day, year)
1a S-T LOSSES SEE ATTACHED STMT (ACCT ENDING 2854)		P	VARIOUS	VARIOUS
b L-T GAINS SEE ATTACHED STMT (ACCT ENDING 2854)		P	VARIOUS	VARIOUS
c				
d				
e				

(e) Gross sales price	(f) Depreciation allowed (or allowable)	(g) Cost or other basis plus expense of sale	(h) Gain or (loss) (e) plus (f) minus (g)
a 402,255.		420,471.	-18,216.
b 1,293,719.		1,135,214.	158,505.
c			
d			
e			

Complete only for assets showing gain in column (h) and owned by the foundation on 12/31/69			(l) Gains (Column (h) gain minus column (k), but not less than -0-) or Losses (from column (h))
(i) Fair Market Value as of 12/31/69	(j) Adjusted basis as of 12/31/69	(k) Excess of column (i) over column (j), if any	
a			-18,216.
b			158,505.
c			
d			
e			

2 Capital gain net income or (net capital loss)	<div style="border: 1px solid black; padding: 2px;">           If gain, also enter in Part I, line 7            If (loss), enter -0- in Part I, line 7         </div>		2	140,289.
3 Net short-term capital gain or (loss) as defined in sections 1222(5) and (6)	<div style="border: 1px solid black; padding: 2px;">           If gain, also enter in Part I, line 8, column (c) (see instructions). If (loss), enter -0-            in Part I, line 8         </div>		3	140,289.

**Part V Qualification Under Section 4940(e) for Reduced Tax on Net Investment Income**

(For optional use by domestic private foundations subject to the section 4940(a) tax on net investment income.)

If section 4940(d)(2) applies, leave this part blank.

Was the foundation liable for the section 4942 tax on the distributable amount of any year in the base period?

☐ Yes☒ No

If 'Yes,' the foundation does not qualify under section 4940(e). Do not complete this part.

1 Enter the appropriate amount in each column for each year; see the instructions before making any entries.

(a) Base period years Calendar year (or tax year beginning in)	(b) Adjusted qualifying distributions	(c) Net value of noncharitable-use assets	(d) Distribution ratio (column (b) divided by column (c))
2010	845,303.	9,607,824.	0.087981
2009	966,262.	8,974,552.	0.107667
2008	1,278,549.	10,764,599.	0.118773
2007	917,975.	13,006,062.	0.070581
2006	953,066.	13,029,717.	0.073146

2 Total of line 1, column (d)	2	0.458148
3 Average distribution ratio for the 5-year base period — divide the total on line 2 by 5, or by the number of years the foundation has been in existence if less than 5 years	3	0.091630
4 Enter the net value of noncharitable-use assets for 2011 from Part X, line 5	4	9,463,187.
5 Multiply line 4 by line 3	5	867,112.
6 Enter 1% of net investment income (1% of Part I, line 27b)	6	2,577.
7 Add lines 5 and 6	7	869,689.
8 Enter qualifying distributions from Part XII, line 4	8	1,057,019.

If line 8 is equal to or greater than line 7, check the box in Part VI, line 1b, and complete that part using a 1% tax rate. See the Part VI instructions.

**Part VI Excise Tax Based on Investment Income (Section 4940(a), 4940(b), 4940(e), or 4948 – see instructions)**

1 a Exempt operating foundations described in section 4940(d)(2), check here <input type="checkbox"/> and enter 'N/A' on line 1. Date of ruling or determination letter: _____ (attach copy of letter if necessary – see instrs)		1	2,577.
b Domestic foundations that meet the section 4940(e) requirements in Part V, check here <input checked="" type="checkbox"/> and enter 1% of Part I, line 27b			
c All other domestic foundations enter 2% of line 27b. Exempt foreign organizations enter 4% of Part I, line 12, column (b)			
2 Tax under section 511 (domestic section 4947(a)(1) trusts and taxable foundations only. Others enter -0-)		2	0.
3 Add lines 1 and 2		3	2,577.
4 Subtitle A (income) tax (domestic section 4947(a)(1) trusts and taxable foundations only. Others enter -0-)		4	0.
5 Tax based on investment income. Subtract line 4 from line 3. If zero or less, enter -0-		5	2,577.
6 Credits/Payments:			
a 2011 estimated tax pmts and 2010 overpayment credited to 2011	6a	4,800.	
b Exempt foreign organizations – tax withheld at source	6b		
c Tax paid with application for extension of time to file (Form 8868)	6c		
d Backup withholding erroneously withheld	6d		
7 Total credits and payments. Add lines 6a through 6d	7	4,800.	
8 Enter any penalty for underpayment of estimated tax. Check here <input type="checkbox"/> if Form 2220 is attached	8		
9 Tax due. If the total of lines 5 and 8 is more than line 7, enter amount owed	9	0.	
10 Overpayment. If line 7 is more than the total of lines 5 and 8, enter the amount overpaid	10	2,223.	
11 Enter the amount of line 10 to be Credited to 2012 estimated tax	11	2,223.	Refunded

**Part VII-A Statements Regarding Activities**

	Yes	No
1 a During the tax year, did the foundation attempt to influence any national, state, or local legislation or did it participate or intervene in any political campaign?		X
b Did it spend more than \$100 during the year (either directly or indirectly) for political purposes (see the instructions for definition)? <i>If the answer is 'Yes' to 1a or 1b, attach a detailed description of the activities and copies of any materials published or distributed by the foundation in connection with the activities.</i>		X
c Did the foundation file Form 1120-POL for this year?		X
d Enter the amount (if any) of tax on political expenditures (section 4955) imposed during the year. (1) On the foundation <input type="checkbox"/> \$ 0. (2) On foundation managers <input type="checkbox"/> \$ 0.		
e Enter the reimbursement (if any) paid by the foundation during the year for political expenditure tax imposed on foundation managers <input type="checkbox"/> \$ 0.		
2 Has the foundation engaged in any activities that have not previously been reported to the IRS? <i>If 'Yes,' attach a detailed description of the activities.</i>		X
3 Has the foundation made any changes, not previously reported to the IRS, in its governing instrument, articles of incorporation, or bylaws, or other similar instruments? <i>If 'Yes,' attach a conformed copy of the changes</i>		X
4 a Did the foundation have unrelated business gross income of \$1,000 or more during the year?		X
b If 'Yes,' has it filed a tax return on Form 990-T for this year?	N/A	
5 Was there a liquidation, termination, dissolution, or substantial contraction during the year? <i>If 'Yes,' attach the statement required by General Instruction T.</i>		X
6 Are the requirements of section 508(e) (relating to sections 4941 through 4945) satisfied either: • By language in the governing instrument, or • By state legislation that effectively amends the governing instrument so that no mandatory directions that conflict with the state law remain in the governing instrument?	X	
7 Did the foundation have at least \$5,000 in assets at any time during the year? <i>If 'Yes,' complete Part II, column (c), and Part XV</i>	X	
8 a Enter the states to which the foundation reports or with which it is registered (see instructions)		
N/A		
b If the answer is 'Yes' to line 7, has the foundation furnished a copy of Form 990-PF to the Attorney General (or designate) of each state as required by General Instruction G? <i>If 'No,' attach explanation</i>	X	
9 Is the foundation claiming status as a private operating foundation within the meaning of section 4942(j)(3) or 4942(j)(5) for calendar year 2011 or the taxable year beginning in 2011 (see instructions for Part XIV)? <i>If 'Yes,' complete Part XIV</i>		X
10 Did any persons become substantial contributors during the tax year? <i>If 'Yes,' attach a schedule listing their names and addresses</i>		X

BAA

Form 990-PF (2011)

**Part VII-A Statements Regarding Activities (continued)**

11	At any time during the year, did the foundation, directly or indirectly, own a controlled entity within the meaning of section 512(b)(13)? If 'Yes', attach schedule (see instructions)	11		X
12	Did the foundation make a distribution to a donor advised fund over which the foundation or a disqualified person had advisory privileges? If 'Yes,' attach statement (see instructions)	12		X
13	Did the foundation comply with the public inspection requirements for its annual returns and exemption application? Website address. <u>MAXMCGRAWFOUNDATION.ORG</u>	13	X	
14	The books are in care of <u>JAMES F. QUILTER</u> Telephone no. <u>847-291-9810</u> Located at <u>653 LANDWEHR ROAD NORTHBROOK IL</u> ZIP + 4 <u>60062</u>			
15	Section 4947(a)(1) nonexempt charitable trusts filing Form 990-PF in lieu of Form 1041 - Check here <u>N/A</u> and enter the amount of tax-exempt interest received or accrued during the year <u>15</u> <u>N/A</u>			
16	At any time during calendar year 2011, did the foundation have an interest in or a signature or other authority over a bank, securities, or other financial account in a foreign country?	16		X
See the instructions for exceptions and filing requirements for Form TD F 90-22.1 If 'Yes,' enter the name of the foreign country <u></u>				

**Part VII-B Statements Regarding Activities for Which Form 4720 May Be Required**

File Form 4720 if any item is checked in the 'Yes' column, unless an exception applies.

	Yes	No
1a During the year did the foundation (either directly or indirectly)		
(1) Engage in the sale or exchange, or leasing of property with a disqualified person? <input type="checkbox"/> Yes <input checked="" type="checkbox"/> No		
(2) Borrow money from, lend money to, or otherwise extend credit to (or accept it from) a disqualified person? <input type="checkbox"/> Yes <input checked="" type="checkbox"/> No		
(3) Furnish goods, services, or facilities to (or accept them from) a disqualified person? <input type="checkbox"/> Yes <input checked="" type="checkbox"/> No		
(4) Pay compensation to, or pay or reimburse the expenses of, a disqualified person? <input type="checkbox"/> Yes <input checked="" type="checkbox"/> No		
(5) Transfer any income or assets to a disqualified person (or make any of either available for the benefit or use of a disqualified person)? <input type="checkbox"/> Yes <input checked="" type="checkbox"/> No		
(6) Agree to pay money or property to a government official? (Exception. Check 'No' if the foundation agreed to make a grant to or to employ the official for a period after termination of government service, if terminating within 90 days) <input type="checkbox"/> Yes <input checked="" type="checkbox"/> No		
b If any answer is 'Yes' to 1a(1)-(6), did any of the acts fail to qualify under the exceptions described in Regulations section 53.4941(d)-3 or in a current notice regarding disaster assistance (see instructions)? <u></u> Organizations relying on a current notice regarding disaster assistance check here <u></u>	1b	N/A
c Did the foundation engage in a prior year in any of the acts described in 1a, other than excepted acts, that were not corrected before the first day of the tax year beginning in 2011? <u></u>	1c	X
2 Taxes on failure to distribute income (section 4942) (does not apply for years the foundation was a private operating foundation defined in section 4942(j)(3) or 4942(j)(5)):		
a At the end of tax year 2011, did the foundation have any undistributed income (lines 6d and 6e, Part XIII) for tax year(s) beginning before 2011? <input type="checkbox"/> Yes <input checked="" type="checkbox"/> No If 'Yes,' list the years <u>20__</u> , <u>20__</u> , <u>20__</u> , <u>20__</u>		
b Are there any years listed in 2a for which the foundation is <b>not</b> applying the provisions of section 4942(a)(2) (relating to incorrect valuation of assets) to the year's undistributed income? (If applying section 4942(a)(2) to all years listed, answer 'No' and attach statement - see instructions.) <u></u>	2b	N/A
c If the provisions of section 4942(a)(2) are being applied to any of the years listed in 2a, list the years here <u>20__</u> , <u>20__</u> , <u>20__</u> , <u>20__</u>		
3a Did the foundation hold more than a 2% direct or indirect interest in any business enterprise at any time during the year? <input type="checkbox"/> Yes <input checked="" type="checkbox"/> No		
b If 'Yes,' did it have excess business holdings in 2011 as a result of (1) any purchase by the foundation or disqualified persons after May 26, 1969; (2) the lapse of the 5-year period (or longer period approved by the Commissioner under section 4943(c)(7)) to dispose of holdings acquired by gift or bequest; or (3) the lapse of the 10-, 15-, or 20-year first phase holding period? (Use Schedule C, Form 4720, to determine if the foundation had excess business holdings in 2011.) <u></u>	3b	N/A
4a Did the foundation invest during the year any amount in a manner that would jeopardize its charitable purposes? <u></u>	4a	X
b Did the foundation make any investment in a prior year (but after December 31, 1969) that could jeopardize its charitable purpose that had not been removed from jeopardy before the first day of the tax year beginning in 2011? <u></u>	4b	X

BAA

Form 990-PF (2011)

**Part VII-B Statements Regarding Activities for Which Form 4720 May Be Required** (continued)**5a** During the year did the foundation pay or incur any amount to:

(1) Carry on propaganda, or otherwise attempt to influence legislation (section 4945(e))?

☐ Yes ☒ No

(2) Influence the outcome of any specific public election (see section 4955), or to carry on, directly or indirectly, any voter registration drive?

☐ Yes ☒ No

(3) Provide a grant to an individual for travel, study, or other similar purposes?

☐ Yes ☒ No

(4) Provide a grant to an organization other than a charitable, etc., organization described in section 509(a)(1), (2), or (3), or section 4940(d)(2)? (see instructions)

☐ Yes ☒ No

(5) Provide for any purpose other than religious, charitable, scientific, literary, or educational purposes, or for the prevention of cruelty to children or animals?

☐ Yes ☒ No**b** If any answer is 'Yes' to 5a(1)-(5), did any of the transactions fail to qualify under the exceptions described in Regulations section 53.4945 or in a current notice regarding disaster assistance (see instructions)?

5b N/A

Organizations relying on a current notice regarding disaster assistance check here

☐**c** If the answer is 'Yes' to question 5a(4), does the foundation claim exemption from the tax because it maintained expenditure responsibility for the grant?N/A ☐ Yes ☐ No

If 'Yes,' attach the statement required by Regulations section 53.4945-5(d).

**6a** Did the foundation, during the year, receive any funds, directly or indirectly, to pay premiums on a personal benefit contract?☐ Yes ☒ No**b** Did the foundation, during the year, pay premiums, directly or indirectly, on a personal benefit contract?

6b X

If 'Yes' to 6b, file Form 8870.

**7a** At any time during the tax year, was the foundation a party to a prohibited tax shelter transaction?☐ Yes ☒ No**b** If 'Yes,' did the foundation receive any proceeds or have any net income attributable to the transaction?

N/A

7b

**Part VIII Information About Officers, Directors, Trustees, Foundation Managers, Highly Paid Employees, and Contractors****1** List all officers, directors, trustees, foundation managers and their compensation (see instructions).

(a) Name and address	(b) Title, and average hours per week devoted to position	(c) Compensation (If not paid, enter -0-)	(d) Contributions to employee benefit plans and deferred compensation	(e) Expense account, other allowances
SEE ATTACHED SCHEDULE	0	0.	0.	0.

**2** Compensation of five highest-paid employees (other than those included on line 1— see instructions). If none, enter 'NONE.'

(a) Name and address of each employee paid more than \$50,000	(b) Title, and average hours per week devoted to position	(c) Compensation	(d) Contributions to employee benefit plans and deferred compensation	(e) Expense account, other allowances
NONE				

Total number of other employees paid over \$50,000

0





**Part X** Minimum Investment Return (All domestic foundations must complete this part. Foreign foundations, see instructions.)

1	Fair market value of assets not used (or held for use) directly in carrying out charitable, etc., purposes:		
a	Average monthly fair market value of securities	1a	8,400,887.
b	Average of monthly cash balances	1b	1,206,409.
c	Fair market value of all other assets (see instructions)	1c	
d	<b>Total</b> (add lines 1a, b, and c)	1d	9,607,296.
e	Reduction claimed for blockage or other factors reported on lines 1a and 1c (attach detailed explanation)	1e	0.
2	Acquisition indebtedness applicable to line 1 assets	2	0.
3	Subtract line 2 from line 1d	3	9,607,296.
4	Cash deemed held for charitable activities. Enter 1-1/2% of line 3 (for greater amount, see instructions)	4	144,109.
5	<b>Net value of noncharitable-use assets.</b> Subtract line 4 from line 3. Enter here and on Part V, line 4	5	9,463,187.
6	<b>Minimum investment return.</b> Enter 5% of line 5	6	473,159.

**Part XI** Distributable Amount (see instructions) (Section 4942(j)(3) and (j)(5) private operating foundations and certain foreign organizations check here ☐ and do not complete this part.)

1	Minimum investment return from Part X, line 6	1	473,159.
2a	Tax on investment income for 2011 from Part VI, line 5	2a	2,577.
b	Income tax for 2011 (This does not include the tax from Part VI)	2b	
c	Add lines 2a and 2b	2c	2,577.
3	Distributable amount before adjustments. Subtract line 2c from line 1	3	470,582.
4	Recoveries of amounts treated as qualifying distributions	4	
5	Add lines 3 and 4	5	470,582.
6	Deduction from distributable amount (see instructions)	6	
7	<b>Distributable amount</b> as adjusted. Subtract line 6 from line 5. Enter here and on Part XIII, line 1	7	470,582.

**Part XII** Qualifying Distributions (see instructions)

1	Amounts paid (including administrative expenses) to accomplish charitable, etc., purposes:		
a	Expenses, contributions, gifts, etc. — total from Part I, column (d), line 26	1a	1,057,019.
b	Program-related investments — total from Part IX-B	1b	
2	Amounts paid to acquire assets used (or held for use) directly in carrying out charitable, etc., purposes	2	
3	Amounts set aside for specific charitable projects that satisfy the:		
a	Suitability test (prior IRS approval required)	3a	
b	Cash distribution test (attach the required schedule)	3b	
4	<b>Qualifying distributions.</b> Add lines 1a through 3b. Enter here and on Part V, line 8, and Part XIII, line 4	4	1,057,019.
5	Foundations that qualify under section 4940(e) for the reduced rate of tax on net investment income. Enter 1% of Part I, line 27b (see instructions)	5	2,577.
6	<b>Adjusted qualifying distributions.</b> Subtract line 5 from line 4	6	1,054,442.

**Note.** The amount on line 6 will be used in Part V, column (b), in subsequent years when calculating whether the foundation qualifies for the section 4940(e) reduction of tax in those years.

**Part XIII** Undistributed Income (see instructions)

	(a) Corpus	(b) Years prior to 2010	(c) 2010	(d) 2011
<b>1</b> Distributable amount for 2011 from Part XI, line 7				470,582.
<b>2</b> Undistributed income, if any, as of the end of 2011:				
<b>a</b> Enter amount for 2010 only			0.	
<b>b</b> Total for prior years: 20__, 20__, 20__		0.		
<b>3</b> Excess distributions carryover, if any, to 2011:				
<b>a</b> From 2006	305,632.			
<b>b</b> From 2007	270,829.			
<b>c</b> From 2008	747,567.			
<b>d</b> From 2009	521,096.			
<b>e</b> From 2010	373,720.			
<b>f</b> Total of lines 3a through e	2,218,844.			
<b>4</b> Qualifying distributions for 2011 from Part XII, line 4: ► \$ 1,057,019.				
<b>a</b> Applied to 2010, but not more than line 2a			0.	
<b>b</b> Applied to undistributed income of prior years (Election required — see instructions)		0.		
<b>c</b> Treated as distributions out of corpus (Election required — see instructions)	0.			
<b>d</b> Applied to 2011 distributable amount				470,582.
<b>e</b> Remaining amount distributed out of corpus	586,437.			
<b>5</b> Excess distributions carryover applied to 2011 (If an amount appears in column (d), the same amount must be shown in column (a).)	0.			0.
<b>6</b> Enter the net total of each column as indicated below:				
<b>a</b> Corpus. Add lines 3f, 4c, and 4e. Subtract line 5	2,805,281.			
<b>b</b> Prior years' undistributed income. Subtract line 4b from line 2b		0.		
<b>c</b> Enter the amount of prior years' undistributed income for which a notice of deficiency has been issued, or on which the section 4942(a) tax has been previously assessed		0.		
<b>d</b> Subtract line 6c from line 6b. Taxable amount — see instructions		0.		
<b>e</b> Undistributed income for 2010. Subtract line 4a from line 2a. Taxable amount — see instructions			0.	
<b>f</b> Undistributed income for 2011. Subtract lines 4d and 5 from line 1. This amount must be distributed in 2012				0.
<b>7</b> Amounts treated as distributions out of corpus to satisfy requirements imposed by section 170(b)(1)(F) or 4942(g)(3) (see instructions).	0.			
<b>8</b> Excess distributions carryover from 2006 not applied on line 5 or line 7 (see instructions)	305,632.			
<b>9</b> Excess distributions carryover to 2012. Subtract lines 7 and 8 from line 6a	2,499,649.			
<b>10</b> Analysis of line 9:				
<b>a</b> Excess from 2007	270,829.			
<b>b</b> Excess from 2008	747,567.			
<b>c</b> Excess from 2009	521,096.			
<b>d</b> Excess from 2010	373,720.			
<b>e</b> Excess from 2011	586,437.			

N/A

**b** Check box to indicate whether the foundation is a private operating foundation described in section ☐ 4942(j)(3) or ☐ 4942(j)(5)

**(4) Gross investment income**

[illegible]

NONE

NONE

a The name, address, and telephone number of the person to whom applications should be addressed

SEE STATEMENT FOR LINE 2A

**Part XV** Supplementary Information (continued)**3** Grants and Contributions Paid During the Year or Approved for Future Payment

Recipient	If recipient is an individual, show any relationship to any foundation manager or substantial contributor	Foundation status of recipient	Purpose of grant or contribution	Amount
Name and address (home or business)				
<i>a</i> Paid during the year SEE ATTACHED SCHEDULE				908,895.
<b>Total</b>				<b>908,895.</b>
<i>b</i> Approved for future payment SEE ATTACHED SCHEDULE				292,500.
<b>Total</b>				<b>292,500.</b>

Enter gross amounts unless otherwise indicated.		Unrelated business income		Excluded by section 512, 513, or 514		(e) Related or exempt function income (See instructions)
		(a) Business code	(b) Amount	(c) Exclu- sion code	(d) Amount	
1	Program service revenue.					
a						
b						
c						
d						
e						
f						
g	Fees and contracts from government agencies					
2	Membership dues and assessments					
3	Interest on savings and temporary cash investments			14	41.	
4	Dividends and interest from securities			14	205,284.	
5	Net rental income or (loss) from real estate:					
a	Debt-financed property					
b	Not debt-financed property					
6	Net rental income or (loss) from personal property					
7	Other investment income					
8	Gain or (loss) from sales of assets other than inventory			1	140,289.	
9	Net income or (loss) from special events					
10	Gross profit or (loss) from sales of inventory					
11	Other revenue:					
a	LOWER WACKER SMALL CAP IN			14	12,353.	
b						
c						
d						
e						
12	Subtotal Add columns (b), (d), and (e)				357,967.	
13	Total. Add line 12, columns (b), (d), and (e)					357,967.

[illegible]



2011

## FEDERAL STATEMENTS

PAGE 1

CLIENT MCGRFO

MCGRAW FOUNDATION

36-2490000

4/26/12

10:23AM

STATEMENT 1  
FORM 990-PF, PART I, LINE 11  
OTHER INCOME

	(A) REVENUE PER BOOKS	(B) NET INVESTMENT INCOME	(C) ADJUSTED NET INCOME
LOWER WACKER SMALL CAP IN	\$ 12,353.	\$ 12,353.	
TOTAL	\$ 12,353.	\$ 12,353.	0.

STATEMENT 2  
FORM 990-PF, PART I, LINE 16B  
ACCOUNTING FEES

	(A) EXPENSES PER BOOKS	(B) NET INVESTMENT INCOME	(C) ADJUSTED NET INCOME	(D) CHARITABLE PURPOSES
ACCOUNTING FEES	\$ 4,100.	\$ 1,025.		\$ 3,075.
TOTAL	\$ 4,100.	\$ 1,025.	\$ 0.	\$ 3,075.

STATEMENT 3  
FORM 990-PF, PART I, LINE 16C  
OTHER PROFESSIONAL FEES

	(A) EXPENSES PER BOOKS	(B) NET INVESTMENT INCOME	(C) ADJUSTED NET INCOME	(D) CHARITABLE PURPOSES
ADVISORY & CUSTODIAL	\$ 54,235.	\$ 54,235.		
TOTAL	\$ 54,235.	\$ 54,235.	\$ 0.	\$ 0.

STATEMENT 4  
FORM 990-PF, PART I, LINE 18  
TAXES

	(A) EXPENSES PER BOOKS	(B) NET INVESTMENT INCOME	(C) ADJUSTED NET INCOME	(D) CHARITABLE PURPOSES
FEDERAL EXCISE	\$ 2,577.			
PAYROLL	11,009.	\$ 2,752.		\$ 8,257.
TOTAL	\$ 13,586.	\$ 2,752.	\$ 0.	\$ 8,257.

2011

## FEDERAL STATEMENTS

PAGE 2

CLIENT MCGRFO

MCGRAW FOUNDATION

36-2490000

4/26/12

10 23AM

**STATEMENT 5**  
**FORM 990-PF, PART I, LINE 23**  
**OTHER EXPENSES**

	(A) EXPENSES PER BOOKS	(B) NET INVESTMENT INCOME	(C) ADJUSTED NET INCOME	(D) CHARITABLE PURPOSES
DUES AND SUBSCRIPTIONS	\$ 784.	\$ 196.		\$ 588.
INSURANCE	8,662.	2,166.		6,496.
OFFICE SUPPLIES	6,983.	1,746.		5,237.
RENTAL EXPENSES	17,407.	4,352.		13,055.
TELEPHONE	3,236.	809.		2,427.
<b>TOTAL</b>	<b>\$ 37,072.</b>	<b>\$ 9,269.</b>	<b>\$ 0.</b>	<b>\$ 27,803.</b>

**STATEMENT 6**  
**FORM 990-PF, PART II, LINE 14**  
**LAND, BUILDINGS, AND EQUIPMENT**

CATEGORY	BASIS	ACCUM. DEPREC.	BOOK VALUE	FAIR MARKET VALUE
MACHINERY AND EQUIPMENT	\$ 14,260.	\$ 14,260.	\$ 0.	\$ 0.
<b>TOTAL</b>	<b>\$ 14,260.</b>	<b>\$ 14,260.</b>	<b>\$ 0.</b>	<b>\$ 0.</b>

**STATEMENT 7**  
**FORM 990-PF, PART II, LINE 15**  
**OTHER ASSETS**

	BOOK VALUE	FAIR MARKET VALUE
INTEREST AND DIVIDENDS RECEIVABLE	\$ 28,686.	\$ 28,686.
LEASE DEPOSIT	1,024.	1,024.
LIMITED PARTNERSHIP INTEREST	141,655.	141,655.
PREPAID INSURANCE	3,068.	3,068.
PREPAID TAX	2,434.	2,434.
<b>TOTAL</b>	<b>\$ 176,867.</b>	<b>\$ 176,867.</b>

**STATEMENT 8**  
**FORM 990-PF, PART III, LINE 5**  
**OTHER DECREASES**

UNREALIZED GAINS/(LOSSES) RECORDED FOR BOOK PURPOSES	\$ 248,123.
<b>TOTAL</b>	<b>\$ 248,123.</b>



2011

FEDERAL STATEMENTS

PAGE 3

CLIENT MCGRFO

MCGRAW FOUNDATION

36-2490000

4/26/12

10 23AM

STATEMENT 9  
FORM 990-PF, PART XV, LINE 2A-D  
APPLICATION SUBMISSION INFORMATION

NAME OF GRANT PROGRAM:

NAME: JAMES F. QUILTER  
CARE OF: MCGRAW FOUNDATION

STREET ADDRESS:

CITY, STATE, ZIP CODE: NORTHBROOK, IL 60062

TELEPHONE: 847-291-9810

FORM AND CONTENT: APPLICABLE GUIDELINES ATTACHED

SUBMISSION DEADLINES: PREFERRABLY BETWEEN DECEMBER 1 AND FEBRUARY 1

RESTRICTIONS ON AWARDS: APPLICABLE GUIDELINES ATTACHED

Form **990-W**

(Worksheet)

Department of the Treasury  
Internal Revenue Service

FOR FORM 990-PF PURPOSES  
**Estimated Tax on Unrelated Business Taxable  
 Income for Tax-Exempt Organizations**  
 (and on Investment Income for Private Foundations)

(Keep for your records. Do not send to the Internal Revenue Service.)

OMB No 1545 0976

**2012**

1	Unrelated business taxable income expected in the tax year	1	
2	Tax on the amount on line 1. See instructions for tax computation	2	
3	Alternative minimum tax (see instructions)	3	
4	Total. Add lines 2 and 3	4	
5	Estimated tax credits (see instructions)	5	
6	Subtract line 5 from line 4	6	
7	Other taxes (see instructions)	7	
8	Total. Add lines 6 and 7	8	
9	Credit for federal tax paid on fuels (see instructions)	9	
10a	Subtract line 9 from line 8. <b>Note.</b> If less than \$500, the organization is not required to make estimated tax payments. Private foundations, see instructions	10a	2,800.
b	Enter the tax shown on the 2011 return (see instructions). <b>Caution.</b> If zero or the tax year was for less than 12 months, skip this line and enter the amount from line 10a on line 10c	10b	
c	<b>2012 Estimated Tax.</b> Enter the smaller of line 10a or line 10b. If the organization is required to skip line 10b, enter the amount from line 10a on line 10c	10c	2,800.

		(a)	(b)	(c)	(d)	
11	<b>Installment due dates</b> (see instructions)	11	5/15/12	6/15/12	9/17/12	12/17/12
12	<b>Required installments.</b> Enter 25% of line 10c in columns (a) through (d) unless the organization uses the annualized income installment method, the adjusted seasonal installment method, or is a 'large organization.' (see instructions)	12	700.	700.	700.	700.
13	<b>2011 Overpayment.</b> (see instructions)	13	700.	700.	700.	123.
14	<b>Payment due.</b> (Subtract line 13 from line 12.)	14	0.	0.	0.	577.

BAA For Paperwork Reduction Act Notice, see instructions.

Form **990-W** (2012)

McGraw Foundation  
Financial Statements  
For the Years Ended  
December 31, 2011 and 2010

# MCGRAW FOUNDATION

## Table of Contents

	<u>Page</u>
Independent Auditors' Report	1
Statements of Financial Position, December 31, 2011 and 2010	2
Statements of Activities and Changes in Net Assets For the Years Ended December 31, 2011 and 2010	3
Statements of Cash Flows For the Years Ended December 31, 2011 and 2010	4
Notes to Financial Statements	5-10
Independent Auditors' Report on Supplementary Information	11
Schedules of Management and General Expenses For the Years Ended December 31, 2011 and 2010	12



# *Picker and Associates*

*CPA's and Consultants*

*Ralph Picker, Managing Principal*

*1130 Lake Cook Road, Suite 130-Buffalo Grove, IL 60089-1944*

*Phone: (847) 541-4000 Fax: (847) 541-4085*

*email: rp@pickercpa.com*

## Independent Auditors' Report

Board of Directors  
McGraw Foundation  
Northbrook, Illinois

We have audited the accompanying statements of financial position of McGraw Foundation as of December 31, 2011 and 2010, and the related statements of activities and changes in net assets and cash flows for the years then ended. These financial statements are the responsibility of the Foundation's management. Our responsibility is to express an opinion on these financial statements based on our audits.

We conducted our audits in accordance with auditing standards generally accepted in the United States of America. Those standards require that we plan and perform the audits to obtain reasonable assurance about whether the financial statements are free of material misstatement. An audit includes examining, on a test basis, evidence supporting the amounts and disclosures in the financial statements. An audit also includes assessing the accounting principles used and significant estimates made by management, as well as evaluating the overall financial statement presentation. We believe that our audits provide a reasonable basis for our opinion.

In our opinion, the financial statements referred to above present fairly, in all material respects, the financial position of McGraw Foundation as of December 31, 2011 and 2010, and the results of its changes in net assets and its cash flows for the years then ended in conformity with accounting principles generally accepted in the United States of America.

*Picker & Associates*

April 26, 2012

# MCGRAW FOUNDATION

## Statements of Financial Position December 31, 2011 and 2010

	<u>2011</u>	<u>2010</u>
<u>Assets</u>		
Cash	\$ 44,654	\$ 54,017
Interest and dividend income receivable	<u>28,686</u>	<u>31,983</u>
Investments		
Fixed income securities	2,479,465	2,861,558
Common stocks	5,517,155	5,717,432
Limited partnership	141,655	142,964
Short-term investments	<u>644,157</u>	<u>1,101,706</u>
Total investments	<u>8,782,432</u>	<u>9,823,660</u>
Equipment		
Equipment	14,260	14,260
Less accumulated depreciation	( <u>14,260</u> )	( <u>14,177</u> )
Net equipment	<u>                    </u>	<u>83</u>
Other assets		
Prepaid Federal excise tax	2,434	
Prepaid insurance	3,068	2,045
Lease deposit	<u>1,024</u>	<u>1,024</u>
Total other assets	<u>6,526</u>	<u>3,069</u>
Total assets	<u>\$8,862,298</u>	<u>\$9,912,812</u>
<u>Liabilities and Net Assets</u>		
Grants payable	\$ 292,500	\$ 524,010
Federal excise tax	<u>                    </u>	<u>2,151</u>
Total current liabilities	<u>292,500</u>	<u>526,161</u>
Net assets - unrestricted	<u>8,569,798</u>	<u>9,386,651</u>
Total liabilities and net assets	<u>\$8,862,298</u>	<u>\$9,912,812</u>

The accompanying notes are an integral part of these financial statements

# MCGRAW FOUNDATION

## Statements of Activities and Changes in Net Assets For the Years Ended December 31, 2011 and 2010

	<u>2011</u>	<u>2010</u>
Investment income		
Net gain (loss) on investment	(\$ 95,576)	\$ 965,310
Interest income	110,021	153,146
Dividend income	<u>95,304</u>	<u>100,401</u>
Total investment income	<u>109,749</u>	<u>1,218,857</u>
Grant and scholarship program		
Civic	9,000	5,000
Cultural	5,000	10,000
Education, higher	122,000	142,500
Education, special	127,500	115,000
Health and medical research	8,990	7,500
Social services	92,500	85,000
Environmental	230,000	41,830
Matching grants (board members)	75,945	81,945
Miscellaneous grants	<u>1,450</u>	<u>1,950</u>
Total grant and scholarship program	<u>672,385</u>	<u>490,725</u>
Expenses		
Management and general expenses	197,582	184,581
Advisory and custodial fees	54,235	53,873
Federal excise tax	<u>2,400</u>	<u>4,370</u>
Total expenses	<u>254,217</u>	<u>242,824</u>
Changes in net assets	( 816,853)	485,308
Net assets, beginning of year	<u>9,386,651</u>	<u>8,901,343</u>
Net assets, end of year	<u><u>\$8,569,798</u></u>	<u><u>\$9,386,651</u></u>

The accompanying notes are an integral part of these financial statements

# MCGRAW FOUNDATION

## Statements of Cash Flows For the Years Ended December 31, 2011 and 2010

	<u>2011</u>	<u>2010</u>
Cash flows from operating activities		
Changes in net assets	(\$ 816,853)	\$485,308
Adjustments to reconcile changes in net assets to net cash flows provided by (used in) operating activities		
Depreciation	83	165
(Increase) decrease in assets:		
Interest and dividend income receivable	3,297	8,841
Refundable Federal excise tax	( 2,434)	2,219
Prepaid insurance	( 1,023)	522
Prepaid expenses - other		1,950
Increase (decrease) in liabilities:		
Grants payable	( 231,510)	( 277,670)
Federal excise tax	( <u>2,151</u> )	( <u>2,151</u> )
Net cash provided by (used in) operating activities	( <u>1,050,591</u> )	( <u>223,486</u> )
Cash flows from investing activities		
Net fixed income securities activity	382,093	644,108
Net common stocks activity	200,277	92,454
Net limited partnership activity	1,309	( 29,402)
Net short-term investments activity	( <u>457,549</u> )	( <u>973,401</u> )
Net cash provided by (used in) investing activities	( <u>1,041,228</u> )	( <u>266,241</u> )
Net (decrease) in cash	( 9,363)	( 42,755)
Cash, beginning of year	( <u>54,017</u> )	( <u>96,772</u> )
Cash, end of year	\$ <u>44,654</u>	\$ <u>54,017</u>

The accompanying notes are an integral part of these financial statements



## MCGRAW FOUNDATION

### Notes to Financial Statements

#### Note 1 - Foundation and nature of activities

The McGraw Foundation (the Foundation) was established in 1948 to fund grants to tax-exempt organizations in the fields of education, social services, cultural, health and environmental activities. The Foundation also matches, to a limit of \$25,000 per director, grants and contributions made by board members to tax-exempt organizations. The Foundation is governed by a self-perpetuating Board of Directors. Operations are managed by a full-time executive director to carry out the policies and procedures established by the Board of Directors.

#### Note 2 - Significant accounting policies

##### Basis of accounting

The accompanying financial statements have been prepared on the accrual basis of accounting in accordance with accounting principles generally accepted in the United States of America. These financial statements reflect all significant receivables, payables and other liabilities.

##### Financial statement presentation

The Foundation is required to report information regarding its financial position and activities according to three classes of net assets: unrestricted net assets, temporarily restricted net assets, and permanently restricted net assets. As of December 31, 2011 and 2010, all of the net assets are unrestricted with no temporarily or permanently restricted net assets. In addition, the Foundation is required to present a statement of cash flows.

##### Cash

Cash consists of checking and money market accounts. For purposes of the statement of cash flows, the Foundation considers all highly liquid investments purchased with a maturity of three months or less to be cash.

##### Investments

Investments in marketable securities with readily determinable fair values and all investments in debt securities are reported at their fair values in the statements of financial position. Unrealized gains and losses are included in the statement of activities and changes in net assets. The cost of investments sold is based on the earliest acquisition cost of each security held at the time of sale less any amortized premium paid over face value. The Foundation's investments are managed by a professional manager.

## MCGRAW FOUNDATION

### Notes to Financial Statements

#### Note 2 - Significant accounting policies, cont'd

##### Contributions

Contributions received are recorded as unrestricted, temporarily restricted, or permanently restricted net assets depending on the existence or nature of any donor restrictions.

##### Property and equipment

Purchased property and equipment are capitalized at cost. Donated property and equipment are recorded as contributions at their estimated fair value. Such donations are reported as unrestricted contributions unless the donor has restricted the donated asset to a specific purpose. Equipment is depreciated using the straight-line method over estimated useful lives ranging from 5 to 7 years.

##### Income taxes

The Foundation is a private foundation and qualifies for exemption from income taxes but is subject to a two percent Federal excise tax on new investment income, including realized gains. The rate can be reduced to one percent if certain requirements as to the level of charitable distributions are met.

The Internal Revenue Code requires that certain minimum distributions be made in accordance with a specified formula. Failure to pay the minimum by the end of the succeeding year can result in additional taxes and possible loss of the Foundation's tax-exempt status. Distributions in excess of the minimum requirement reduce the required minimum distributions in future years, subject to a five-year limitation. At December 31, 2011, the Foundation had excess distribution carryovers of \$2,499,649.

The Foundation adopted the accounting for uncertainty in income tax guidance, which clarifies the accounting and recognition for tax positions taken on its income tax returns. In evaluating the Foundation's tax provisions and accruals, the Foundation believes that its estimates are appropriate and the Foundation has no material unrecognized income tax positions. The Foundation's tax filings are subject to audit by various taxing authorities. At December 31, 2011, the Foundation is no longer subject to examination by federal and state taxing authorities for the periods ending before 2008.

## MCGRAW FOUNDATION

### Notes to Financial Statements

#### Note 2 - Significant accounting policies, cont'd

##### Estimates

The preparation of financial statements in conformity with generally accepted accounting principles requires management to make estimates and assumptions that affect certain reported amounts and disclosures. Accordingly, actual results could differ from those estimates.

##### Date of management's review

In preparing the financial statements, the Foundation has evaluated events and transactions for potential recognition or disclosure through April 26, 2012, the date that the financial statements were available to be issued.

#### Note 3 - Program Services

The McGraw Foundation's mission is to provide financial assistance for educational and charitable purposes in furtherance of the public good and promoting the well-being of mankind. This is accomplished by providing support for a variety of educational and charitable activities. The Foundation was funded through contributions from Max McGraw, several McGraw family members and other benefactors.

#### Note 4 - Investments

Investments at cost and at fair values described in Note 2 above are summarized as follows:

	2011		2010	
	Cost	Value	Cost	Value
Equity and debt securities:				
U.S. Government note and bonds	\$ 138,680	\$ 155,123	\$ 128,537	\$ 128,329
U.S. Agency mortgage obligations	965,344	1,017,331	1,348,242	1,412,506
State and municipal bonds	169,059	189,479	255,232	253,415
Corporate notes and bonds	1,036,424	1,117,532	1,002,508	1,067,308
Common stocks	4,232,693	5,517,155	4,133,620	5,717,432
Limited partnership	125,000	141,655	125,000	142,964
Short term investments	<u>644,157</u>	<u>644,157</u>	<u>1,101,706</u>	<u>1,101,706</u>
Total investments	<u>\$7,311,357</u>	<u>\$8,782,432</u>	<u>\$8,094,845</u>	<u>\$9,823,660</u>

## MCGRAW FOUNDATION

### Notes to Financial Statements

#### Note 5 - Fair value measurements

The Foundation measures certain financial assets and liabilities at fair value in accordance with U.S. GAAP, which defines fair value as the price that would be received to sell an asset or paid to transfer a liability in an orderly transaction between market participants at the measurement date. U.S. GAAP also establishes a fair value hierarchy, which prioritizes the inputs to valuation techniques used to measure fair value into three broad levels. The fair value hierarchy gives the highest priority to quoted prices in active markets for identical assets or liabilities (Level 1) and the lowest priority to unobservable inputs (Level 3). A financial instrument's categorization within the fair value hierarchy is based upon the lowest level of input that is significant to the instrument's fair value measurement. The three levels within the fair value hierarchy are described as follows:

- |         |   |
|---------|---|
| Level 1 | Inputs to the valuation methodology are unadjusted quoted prices for identical assets or liabilities in active markets that the Association has the ability to access.  |
| Level 2 | <p>Inputs to the valuation methodology include:</p> <ul style="list-style-type: none"><li>Quoted prices for similar assets or liabilities in active markets;</li><li>Quoted prices for identical or similar assets or liabilities in inactive markets;</li><li>Inputs other than quoted prices that are observable for the asset or liability;</li><li>Inputs that are derived principally from or corroborated by observable market data by correlation or other means.</li></ul> <p>If the asset or liability has a specified (contractual) term, the Level 2 input must be observable for substantially the full term of the asset or liability.</p> |
| Level 3 | Inputs to the valuation methodology are unobservable and significant to the fair value measurement.   |

The asset's or liability's fair value measurement level within the fair value hierarchy is based on the lowest level of any input that is significant to the fair value measurement. Valuation techniques used need to maximize the use of observable inputs and minimize the use of unobservable inputs.

Following is a description of the valuation methodologies used for assets measured at fair value. There have been no changes in the methodologies used at December 31, 2011.

# MCGRAW FOUNDATION

## Notes to Financial Statements

### Note 5 - Fair value measurements, cont'd

*Common stocks, state and municipal bonds, corporate notes and bonds, U.S. government securities, limited partnership and short term investments:* Valued at the closing price reported on the active market on which the individual securities are traded.

The following table sets forth by level, within the fair value hierarchy, the Foundation's assets at fair value as of December 31, 2011:

	<u>Assets at Fair Value as of December 31, 2011</u>			
	<u>Level 1</u>	<u>Level 2</u>	<u>Level 3</u>	<u>Total</u>
U.S. government securities	\$1,172,454	\$ -	\$ -	\$1,172,454
State and municipal bonds	189,479			189,479
Corporate notes and bonds	1,117,532			1,117,532
Common stocks	5,517,155			5,517,155
Limited partnership	141,655			141,655
Short term investments	<u>644,157</u>	<u>          </u>	<u>          </u>	<u>644,157</u>
	<u>\$8,782,432</u>	<u>\$ -</u>	<u>\$ -</u>	<u>\$8,782,432</u>

### Note 6 - Lease

The Foundation conducts its operations from a premise that is leased under a cancellable operating lease expiring in November 2013, with an option to renew for two years. Fixed minimum future monthly rentals payable after December 31, 2011 total \$32,333. Total rent expense for the Foundation's operating lease amounted to approximately \$17,407 and \$17,952 in years ended December 31, 2011 and 2010, respectively.

## MCGRAW FOUNDATION

### Notes to Financial Statements

#### Note 7 - Concentration of credit risk and market risk

Financial instruments that potentially expose the Foundation to concentrations of credit and market risk consist primarily of investments in debt and equity securities. The investments in debt securities do not represent significant concentrations of market risk inasmuch as such investments are diversified among U.S. Treasury and U.S. agency issuers. Common stock investments, while diversified among different industries and companies, are subject to declines in market values associated with the U.S. and global economies.

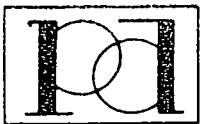
#### Note 8 - Grant contingency

The Foundation has approved the McGraw Foundation Challenge Grant Program beginning in 2011. Under this program, the Foundation will match cash donations made to the Max McGraw Wildlife Foundation up to a maximum of \$200,000 annually in each of the next five years. If more than \$200,000 is collected in any one year, the amount in excess of \$200,000 may be carried over to the following year. The Foundation cannot predict the amount that will be paid from this grant program. Accordingly, no liability has been recorded in the financial statements. The Foundation paid \$200,000 during the year ended December 31, 2011.

#### Note 9 - Grant payable

At December 31, 2011, the Foundation was committed under grant programs for the following payments for future years:

	Amount	Present
	<u>Of Grants</u>	<u>Value</u>
Payable for year 2012	<u>\$292,500</u>	<u>\$292,500</u>



## *Picker and Associates*

*CPA's and Consultants*

*Ralph Picker, Managing Principal*

*1130 Lake Cook Road, Suite 130-Buffalo Grove, IL 60089-1944*

*Phone: (847) 541-4000 Fax: (847) 541-4085*

*email: rp@pickercpa.com*

### Independent Auditors' Report on Supplementary Information

Board of Directors  
McGraw Foundation  
Northbrook, Illinois

We have audited the financial statements of McGraw Foundation as of and for the years ended December 31, 2011 and 2010 and have issued our report thereon dated April 26, 2012, which contained an unqualified opinion on those financial statements and appears on page one. Our audits were performed for the purpose of forming an opinion on the financial statements as a whole. The schedules of management and general expenses, on page 12, which are the responsibility of the Foundation's management, are presented for purposes of additional analysis and are not a required part of the financial statements. Such information has not been subjected to the auditing procedures applied in the audits of the financial statements, and accordingly, we do not express an opinion or provide any assurance on it.

*Picker & Associates*

April 26, 2012

MCGRAW FOUNDATION

Schedules of Management and General Expenses  
For the Years Ended December 31, 2011 and 2010

	<u>2011</u>	<u>2010</u>
Management and general expenses		
Salaries	\$140,410	\$131,250
Rent	17,407	17,952
Payroll taxes	11,009	10,285
Office supplies	6,983	7,234
Insurance	8,662	8,132
Telephone and utilities	3,236	3,190
Professional fees	4,100	4,150
Conference and travel	4,909	1,638
Depreciation	82	166
Dues and subscriptions	<u>784</u>	<u>584</u>
Total management and general expenses	<u>\$197,582</u>	<u>\$184,581</u>

See Independent Auditors' Report on Supplementary Information



# McGraw Foundation

653 Landwehr Road  
Northbrook, IL 60062-2309  
(847) 291-9810 • Fax: (847) 291-9811  
~~EMAIL: max@mcgrawfoundation.org~~  
Email: mcgrawfoundation@att.net

## OFFICERS

Bernard B. Rinella  
*President*  
James F. Quilter  
*Vice President*  
*Executive Director*  
*Treasurer*  
*Secretary*  
Gordon LaBounty  
*Vice President*

## DIRECTORS

J. Bradley Davis  
Scott M. Elrod  
Dennis W. Fitzgerald  
Jerry D. Jones  
William W. Mauritz  
Carol E. Moorman  
Catherine B. Nelson  
James F. Quilter  
Bernard B. Rinella

## McGraw Foundation

### GRANT APPLICATION PROCEDURES

Please visit our website at: [www.maxmcgrawfoundation.org](http://www.maxmcgrawfoundation.org)

Proposal letters are considered appropriate applications for grants. Submissions should contain the purpose and background of the organization.

Applicants should submit as much detail as necessary to explain and justify the need for funding. Particular attention will be paid to the reasonableness of administrative expense ratios and fund raising costs. Organizations must be willing to have results of a grant audited.

The following information, indexed on a cover sheet, must accompany the proposal:

- 1) Amount requested
- 2) Specific purpose of funding
- 3) Specific location (s) of project/service
- 4) Details of other sources and amounts of funding, including list of foundations
- 5) List of current board members
- 6) Budgetary data (for the project, if the request is for a specific project)
- 7) Proof of federal (not state) tax-exempt status (i. e., current 501 ( c ) (3) letter) \*\*
- 8) Federal tax identification number
- 9) Most recent audited financial statements

**Grant requests must be mailed (not emailed or faxed) to the following address:**

Mr. James F. Quilter, Vice President  
McGraw Foundation  
653 Landwehr Road  
Northbrook, Illinois 60062-2309

**February 1st** is the deadline for applications to be considered in that year's budget. In order for pertinent information to be considered current, we suggest that applications be mailed between December 1st and February 1st. Last minute deliveries are unnecessary. A few days grace period will be allowed.

Applicants will be notified as soon as possible if funding is not available to meet their request. Successful applicants will be notified of grant approval usually after July 1, following the annual meeting of the Foundation Board of Directors.

**\*\* See page 3 for more on this**

## McGRAW FOUNDATION

### GRANT GUIDELINES

Please visit our website at: [www.maxmcgrawfoundation.org](http://www.maxmcgrawfoundation.org)

1. The Foundation's primary areas of interest are the fields of higher education, particularly in scientific and environmental fields, educational programs at all levels, and human services. Occasionally, grants are made in other areas such as health, medical research and cultural. Grants generally are limited to organizations located in the greater Chicago area.
2. Grants may be made for general operating support, specific projects, and occasionally, capital programs. Grants will be made on a single year basis. Grants made for specific projects require grantees to render accountability by means of periodic reports.
3. The Foundation will make annual grants on a recurring basis to sustain operations of some organizations. However, long-term dependency situations are not considered desirable.
4. Grant requests are suggested to be within a range of \$5,000 (or less) to \$25,000. Grant recipients and amounts will be determined by several criteria. Naturally, availability of funds is a key factor.
5. The Foundation will occasionally make large grants (\$50,000 or more) to support unusually promising efforts in any of its areas of interest. Innovative research, special education, and/or other activities will be considered if the Foundation's support would assist an effort or a project in making a significant impact benefiting mankind.
6. The use of the matching grant, or "challenge" approach is encouraged where feasible.
7. The Foundation will consider "seed money" situations where a relatively small contribution will assist a fledgling organization off the ground. In such cases, the grantee must have a plan to sustain itself on a continuing basis.
8. The Foundation will support only organizations qualified as tax-exempt, (i.e., 501© (3) organizations), under the regulations of the United States Internal Revenue Service. \*\*
9. The Foundation does not make grants directly to individuals.
10. The Foundation does not make grants for purposes that are strictly religious in nature.
11. The Foundation does not make grants for specific events, such as seminars, conferences, etc.
12. The Foundation does not normally support theater groups.
13. The Foundation does not normally support public or private high schools.

\*\* See page 3

## **McGRAW FOUNDATION**

### **GRANT GUIDELINES**

**\*\* Effective August 17, 2006, the Pension Protection Act of 2006 (H.R. 4) became law.**

Among other things, this law imposes certain obligations on private foundations (such as McGraw Foundation) considering grants to “Supporting Organizations.”

If your organization is a “Public Charity” under code section 501 (c) (3), it will have received an additional designation of 509 (a) (1), 509 (a) (2), or 509 (a) (3). We request that any grant application made to McGraw Foundation include proof of the appropriate Sec. 509 designation. This Sec. 509 designation is usually stated on the same federal Internal Revenue Service letter indicating your 501 (c) (3) status.

509 (a) (3) denotes a supporting organization affected by the new law. Before McGraw Foundation can proceed on an application from a 501 ( c ) (3) organization with a 509 (a) (3) designation, more information will be needed. If you have any doubt as to the nature and category of your organization’s tax-exempt status, and current documentation thereof, please consult your professional tax advisor.

# McGraw Foundation

## OFFICERS

Bernard B. Rinella  
*President*  
Gordon LaBounty  
*Vice President*  
*Executive Director*  
*Treasurer*  
*Secretary*  
Diane D. Miller  
*Assistant Secretary*

653 Landwehr Road  
Northbrook, IL 60062-2309  
(847) 291-9810 • Fax: (847) 291-9811  
Email: mcgrawfoundation@att.net  
www.maxmcgrawfoundation.org

## DIRECTORS

J. Bradley Davis  
Scott M. Elrod  
Dennis W. Fitzgerald  
Jerry D. Jones  
Gordon LaBounty  
William W. Mauritz  
Carol E. Moorman  
Bernard B. Rinella

## McGRAW FOUNDATION

## HONORARY DIRECTORS

Catherine B. Nelson  
James F. Quilter

## GRANT APPLICATION PROCEDURES

Please visit our website at: [www.maxmcgrawfoundation.org](http://www.maxmcgrawfoundation.org)

Proposal letters are considered appropriate applications for grants. Submissions should contain the purpose and background of the organization.

Applicants should submit as much detail as necessary to explain and justify the need for funding. Particular attention will be paid to the reasonableness of administrative expense ratios and fund raising costs. Organizations must be willing to have results of a grant audited.

The following information, indexed on a cover sheet, must accompany the proposal:

- 1) Amount requested
- 2) Specific purpose of funding
- 3) Specific location (s) of project/service
- 4) Details of other sources and amounts of funding, including list of foundations
- 5) List of current board members
- 6) Budgetary data (for the project, if the request is for a specific project)
- 7) Proof of federal (not state) tax-exempt status (i. e., current 501 ( c ) (3) letter) \*\*
- 8) Federal tax identification number
- 9) Most recent audited financial statements

**Grant requests must be mailed (not emailed or faxed) to the following address:**

Mr. Gordon LaBounty, Executive Director  
McGraw Foundation  
653 Landwehr Road  
Northbrook, Illinois 60062-2309

**February 1st** is the deadline for applications to be considered in that year's budget. In order for pertinent information to be considered current, we suggest that applications be mailed between December 1st and February 1st. Last minute deliveries are unnecessary. A few days grace period will be allowed.

Applicants will be notified as soon as possible if funding is not available to meet their request. Successful applicants will be notified of grant approval usually after July 1, following the annual meeting of the Foundation Board of Directors.

**\*\* See page 3 for more on this**

## McGRAW FOUNDATION

### GRANT GUIDELINES

Please visit our website at: [www.maxmcgrawfoundation.org](http://www.maxmcgrawfoundation.org)

1. The Foundation's primary areas of interest are the fields of higher education, particularly in scientific and environmental fields, educational programs at all levels, and human services. Occasionally, grants are made in other areas such as health, medical research and cultural. Grants generally are limited to organizations located in the greater Chicago area.
2. Grants may be made for general operating support, specific projects, and occasionally, capital programs. Grants will be made on a single year basis. Grants made for specific projects require grantees to render accountability by means of periodic reports.
3. The Foundation will make annual grants on a recurring basis to sustain operations of some organizations. However, long-term dependency situations are not considered desirable.
4. Grant requests are suggested to be within a range of \$5,000 (or less) to \$25,000. Grant recipients and amounts will be determined by several criteria. Naturally, availability of funds is a key factor.
5. The Foundation will occasionally make large grants (\$50,000 or more) to support unusually promising efforts in any of its areas of interest. Innovative research, special education, and/or other activities will be considered if the Foundation's support would assist an effort or a project in making a significant impact benefiting mankind.
6. The use of the matching grant, or "challenge" approach is encouraged where feasible.
7. The Foundation will consider "seed money" situations where a relatively small contribution will assist a fledgling organization off the ground. In such cases, the grantee must have a plan to sustain itself on a continuing basis.
8. The Foundation will support only organizations qualified as tax-exempt, (i.e., 501© (3) organizations), under the regulations of the United States Internal Revenue Service. \*\*
9. The Foundation does not make grants directly to individuals.
10. The Foundation does not make grants for purposes that are strictly religious in nature.
11. The Foundation does not make grants for specific events, such as seminars, conferences, etc.
12. The Foundation does not normally support theater groups.
13. The Foundation does not normally support public or private high schools.

\*\* See page 3

## **McGRAW FOUNDATION**

### **GRANT GUIDELINES**

**\*\* Effective August 17, 2006, the Pension Protection Act of 2006 (H.R. 4) became law.**

Among other things, this law imposes certain obligations on private foundations (such as McGraw Foundation) considering grants to "Supporting Organizations."

If your organization is a "Public Charity" under code section 501 (c) (3), it will have received an additional designation of 509 (a) (1), 509 (a) (2), or 509 (a) (3). We request that any grant application made to McGraw Foundation include proof of the appropriate Sec. 509 designation. This Sec. 509 designation is usually stated on the same federal Internal Revenue Service letter indicating your 501 (c) (3) status.

509 (a) (3) denotes a supporting organization affected by the new law. Before McGraw Foundation can proceed on an application from a 501 ( c ) (3) organization with a 509 (a) (3) designation, more information will be needed. If you have any doubt as to the nature and category of your organization's tax-exempt status, and current documentation thereof, please consult your professional tax advisor.

**McGRAW FOUNDATION**  
**CURRENT DIRECTORS AND OFFICERS**  
**DECEMBER 31, 2011**

<b><u>DIRECTORS</u></b>	<b><u>COMPENSATION</u></b>	<b><u>HRS</u></b>
J. Bradley Davis Middleburg, Virginia	none	0
Scott M. Elrod Belvedere, California	none	0
Dennis W. Fitzgerald Honolulu, Hawaii	none	0
Jerry D. Jones Geneva, Illinois	none	0
Gordon LaBounty, Vice President Hoffman Estates, Illinois	none	0
William W. Mauritz Rye, New York	none	0
Carol E. Moorman, Chair Investment Committee Barrington, Illinois	none	0
Bernard B. Rinella, President, Chair Grants Committee-of-the-Whole Winnetka, Illinois	none	0

<b><u>HONORARY DIRECTORS</u></b>	<b><u>COMPENSATION</u></b>	<b><u>HRS</u></b>
Catherine B. Nelson Potomac, Maryland	none	0
James F. Quilter Northbrook, Illinois	\$61,500	0

<b><u>OFFICERS</u></b>	<b><u>EMPLOYEE</u></b>	<b><u>COMP. &amp;</u></b>	<b><u>HRS</u></b>
Bernard B. Rinella, President Winnetka, Illinois	no	none	1
Gordon LaBounty, Vice President, Executive Director, Treasurer, Secretary Hoffman Estates, Illinois	yes	\$45,250	30
Diane D. Miller, Assistant Secretary Evanston, Illinois	yes	\$33,660	30

**McGRAW FOUNDATION**

**2011 FORM 990 PF #36-2490000**

**PART XV SUPPLEMENTARY INFORMATION**

**3. a. Grants and Contributions Paid During Year  
through December 31, 2011  
(No Relationship)**

<u>Attachment Page Number</u>	<u>Category</u>	<u>Amount</u>
2	Education – Higher	\$352,500
3-6	Education – Primary, High School, Special	\$127,500
7-8	Human Services	\$ 92,500
9	Civic	\$ 9,000
9	Health & Medical Research	\$ 15,000
10	Cultural	\$ 5,000
10	Environmental	\$230,000
11-15	Matching Grants	\$ 75,945
16	Miscellaneous Grants	<u>\$ 1,450</u>

**2011 TOTAL GRANTS PAID: \$908,895**



**McGRAW FOUNDATION  
INCOME TAX - 2011**

**REGULAR GRANTS (p. 1)**

**HIGHER EDUCATION**

<u>Organization</u>	<u>Individual</u>	<u>Status</u>	<u>Date</u>	<u>Amount</u>
Associated Colleges of Illinois 20 N. Wacker Drive, Suite 1456 Chicago, IL 60606	N	501 C (3)	7/27/11	\$80,000
		McGraw Foundation Emergency Aid	\$ 60,000	
		McGraw Foundation Scholarship Program:	<u>\$ 20,000</u>	
Regents of the University of Michigan - Ross School of Business Erb Institute 701 Tappan Street Ann Arbor, MI 48109	N	501 C (3)	11/15/11	\$250,000
Harper College Educational Foundation 1200 West Algonquin Road Palatine, IL 60067	N	501 C (3)	7/20/11	\$7,500
Northwestern University Kellogg: Center for Nonprofit Management 2001 N. Sheridan Road Evanston, IL 60208	N	501 C (3)	7/20/11	\$5,000
Colgate University 13 Oak Drive Hamilton, NY 13346	N	501 C (3)	7/20/11	\$5,000
Williams College PO Box 38 Williamstown, MA 01267	N	501 C (3)	7/20/11	<u>\$5,000</u>

**2011 HIGHER ED. Total: \$352,500**

**McGRAW FOUNDATION  
INCOME TAX - 2011**

**REGULAR GRANTS (p. 2)**

**EDUCATION - ELEMENTARY, HIGH SCHOOL, AND SPECIAL (p. 1)**

<u>Organization</u>	<u>Individual</u>	<u>Status</u>	<u>Date</u>	<u>Amount</u>
Association House of Chicago 1116 N. Kedzie Ave. Chicago, IL 60651	N	501 C (3)	7/21/11	\$5,000
Big Shoulders Fund 309 W. Washington, Suite 550 Chicago, IL 60606	N	501 C (3)	7/21/11	\$7,500
Boys Hope Girls Hope of Illinois 1100 N. Laramie Avenue Wilmette, IL 60091	N	501 C (3)	7/21/11	\$5,000
Cabrini-Green Tutoring 2145 N. Halsted Chicago, IL 60614	N	501 C (3)	7/21/11	\$5,000
Child's Voice 180 Hansen Court Wood Dale, IL 60191	N	501 C (3)	7/21/11	\$5,000
Children's Home + Aid Society 125 S. Wacker Drive, 14th Floor Chicago, IL 60606	N	501 C (3)	7/21/11	\$5,000
Corazon a Corazon 8235 South Shore Drive Chicago, IL 60617	N	501 C (3)	7/21/11	\$5,000
Hephzibah Children's Association 946 North Boulevard Oak Park, IL 60301	N	501 C (3)	7/21/11	\$5,000

**McGRAW FOUNDATION  
INCOME TAX - 2011**

**REGULAR GRANTS (p. 3)**

**EDUCATION - ELEMENTARY, HIGH SCHOOL, AND SPECIAL (p. 2)**

<u>Organization</u>	<u>Individual</u>	<u>Status</u>	<u>Date</u>	<u>Amount</u>
Junior Achievement of Chicago 651 W. Washington Blvd., Suite 404 Chicago, IL 60661	N	501 C (3)	7/21/11	\$5,000
New Leaders for New Schools Chicago Office 850 W. Jackson Blvd., Suite 625 Chicago, IL 60607	N	501 C (3)	7/21/11	\$5,000
Teach for America 300 W. Adams Street, Suite 1000 Chicago, IL 60606	N	501 C (3)	7/21/11	<u>\$5,000</u>

**2011 Total: \$57,500**

**McGRAW FOUNDATION  
INCOME TAX - 2011**

**REGULAR GRANTS (p. 4)**

**EDUCATION - ELEMENTARY, HIGH SCHOOL, AND SPECIAL (p. 3)**

<u>Organization</u>	<u>Individual</u>	<u>Status</u>	<u>Date</u>	<u>Amount</u>
<b><u>James F. Quilter F.A.I.T.H. Scholarship Program Schools:</u></b>				
St. Bartholomew School 4941 W. Patterson Chicago, IL 60641	N	501 © (3)	10/03/11	\$1,500
St. Catherine-St. Lucy School 27 W. Washington Oak Park, IL 60302-4308	N	501 © (3)	10/03/11	\$2,250
St. Constance School 5841 W. Street Chicago, IL 60630	N	501 © (3)	10/10/11	\$3,000
St. Ferdinand School 3131 N. Mason Ave. Chicago, IL 60634	N	501 © (3)	10/10/11	\$6,500
St. Frances of Rome School 1401 S. Austin Blvd. Cicero, IL 60804	N	501 © (3)	10/10/11	\$5,000
St. Giles 1030 N. Linden Avenue Oak Park, IL 60302-1399	N	501 © (3)	10/03/11	\$1,000
St. Helen School 2347 W. Augusta Blvd. Chicago, IL 60622	N	501 © (3)	10/03/11	\$1,500
St. Hyacinth Catholic School 3640 W. Wolfram Chicago, IL 60618	N	501 © (3)	10/10/11	\$4,550
St. John De La Salle School 10212 S. Vernon Avenue Chicago, IL 60628	N	501 © (3)	10/03/11	\$2,250

McGRAW FOUNDATION  
INCOME TAX - 2011

REGULAR GRANTS (p. 5)

EDUCATION: ELEMENTARY, HIGH SCHOOL, AND SPECIAL

<u>Organization</u>	<u>Individual</u>	<u>Status</u>	<u>Date</u>	<u>Amount</u>
---------------------	-------------------	---------------	-------------	---------------

James F. Quilter F.A.I.T.H. Scholarship Program Schools:

St. Ladislaus School 3330 N. Lockwood Ave. Chicago, IL 60641	N	501 © (3)	10/10/11	\$3,900
St. Margaret of Scotland School 9833 S. Throop Street Chicago, IL 60643	N	501 © (3)	10/03/11	\$550
St. Stanislaus Kostka School 1255 N. Noble Street Chicago, IL 60622	N	501 © (3)	10/03/11	\$1,500
Transfiguration Catholic School 316 West Mill Street Wauconda, IL 60084	N	501 © (3)	10/03/11	<u>\$1,500</u>

2011 F.A.I.T.H. - Elementary Education Total: \$35,000

**McGRAW FOUNDATION  
INCOME TAX - 2011**

**REGULAR GRANTS (p. 6)**

**HUMAN SERVICES (p. 1)**

<u>Organization</u>	<u>Individual</u>	<u>Status</u>	<u>Date</u>	<u>Amount</u>
Allendale Association PO Box 1088 Lake Villa, IL 60046	N	501 C (3)	7/22/11	\$25,000
Between Friends PO Box 608548 Chicago, IL 60660	N	501 C (3)	7/22/11	\$5,000
Big Brothers Big Sisters of Metropolitan Chicago 560 W. Lake Street, Fifth Floor Chicago, IL 60661	N	501 C (3)	7/22/11	\$2,500
Breakthrough Urban Ministries 402 N. St. Louis Avenue Chicago, IL 60624	N	501 C (3)	7/22/11	\$5,000
Catholic Charities 721 N. La Salle St. Chicago, IL 60654	N	501 C (3)	7/22/11	\$5,000
Chicago Lighthouse for People Who Are Blind or Visually Impaired 1850 W. Roosevelt Road Chicago, IL 60608	N	501 C (3)	7/22/11	\$5,000
Experimental Station 6100 S. Blackstone Chicago, IL 60637	N	501 C (3)	7/22/11	\$5,000
Journeys from PADS to HOPE 1140 E. Northwest Highway Palatine, IL 60074	N	501 C (3)	7/22/11	\$5,000
Lydia Home Association 4300 W. Irving Park Road Chicago, IL 60641	N	501 C (3)	7/22/11	\$5,000
Night Ministry 4711 N. Ravenswood Chicago, IL 60640	N	501 C (3)	7/22/11	\$5,000

**McGRAW FOUNDATION  
INCOME TAX - 2011**

**REGULAR GRANTS (p. 7)**

**HUMAN SERVICES (p. 2)**

<u>Organization</u>	<u>Individual</u>	<u>Status</u>	<u>Date</u>	<u>Amount</u>
Northern Illinois Food Bank 600 Industrial Drive St. Charles, IL 60174	N	501 C (3)	7/22/11	\$5,000
North Shore Senior Center 161 Northfield Road Northfield, IL 60093	N	501 C (3)	7/22/11	\$5,000
Rainbows 2100 Golf Road, Suite 370 Rolling Meadows, IL 60008	N	501 C (3)	7/22/11	\$5,000
St. Vincent de Paul Center 2145 N. Halsted Street Chicago, IL 60614	N	501 C (3)	7/22/11	\$5,000
Women in Need Growing Stronger PO Box 95615 Rolling Meadows, IL 60095	N	501 C (3)	7/22/11	<u>\$5,000</u>

**2011 HUMAN SERVICES Total:** **\$92,500**

**McGRAW FOUNDATION  
INCOME TAX - 2011**

**REGULAR GRANTS (p. 8)**

**CIVIC**

<u>Organization</u>	<u>Individual</u>	<u>Status</u>	<u>Date</u>	<u>Amount</u>
Citizens Against Government Waste 1301 Pennsylvania Ave., N.W. Suite 1075 Washington, DC 20004	N	501 C (3)	7/20/11	\$5,000
Yellow Ribbon Support Group c/o P. McCoy 513 Geri Court Palatine, IL 60067	N	501 C (3)	7/20/11	<u>\$4,000</u>

2011 CIVIC Total: \$9,000

**HEALTH & MEDICAL**

<u>Organization</u>	<u>Individual</u>	<u>Status</u>	<u>Date</u>	<u>Amount</u>
Hospice Foundation of Northeastern IL 410 S. Hager Avenue Barrington, IL 60010	N	501 C (3)	7/20/11	\$7,500
Midwest Palliative & Hospice CareCenter 2050 Claire Court Glenview, IL 60025	N	501 C (3)	7/20/11	<u>\$7,500</u>

2011 HEALTH & MEDICAL Total: \$15,000



McGRAW FOUNDATION  
INCOME TAX - 2011

REGULAR GRANTS (p. 9)

CULTURAL

<u>Organization</u>	<u>Individual</u>	<u>Status</u>	<u>Date</u>	<u>Amount</u>
Adler Planetarium 1300 S. Lake Shore Drive Chicago, IL 60605	N	501 C (3)	7/20/11	<u>\$5,000</u>

2011 Cultural Total: \$5,000

ENVIRONMENTAL

<u>Organization</u>	<u>Individual</u>	<u>Status</u>	<u>Date</u>	<u>Amount</u>
Max McGraw Wildlife Foundation PO Box 9 Dundee, IL 60118	N	501 C (3)	7/27/11 11/11/11	\$25,000 \$200,000
Naples Botanical Garden 4820 Bayshore Drive Naples, FL 34112	N	501 C (3)	7/20/11	<u>\$5,000</u>

2011 Environmental Total: \$230,000

---

**McGRAW FOUNDATION - 2011 MATCHING GRANTS (p. 1)**

---

<b>Recipient Name/Address</b>	<b>Individ.</b>	<b>Status</b>	<b>Date</b>	<b>Amount</b>
Piedmont Community Foundation	N	501 © (3)	03/07/11	\$ 5,000
PO Box 402			06/01/11	\$ 5,000
Middleburg, VA 20117			08/22/11	\$ 5,000
			10/03/11	\$ 2,500
			11/09/11	\$ 2,500
			12/27/11	\$ 1,000
Middleburg Montessori School	N	501 © (3)	12/27/11	\$ 2,500
PO Box 35				
Middleburg, VA 20118				
National Sporting Library	N	501 © (3)	12/28/11	\$ 500
PO Box 1335				
Middleburg, VA 20118				
Windy Hill Foundation	N	501 © (3)	12/28/11	\$ 500
PO Box 1593				
Middleburg, VA 20118				
Land Trust of Virginia	N	501 © (3)	12/28/11	\$ 250
PO Box 14				
Middleburg, VA 20118				
Mosby Heritage Area Association, Inc.	N	501 © (3)	12/28/11	\$ 250
PO Box 1497				
Middleburg, VA 20118				
Holy Family Catholic Academy	N	501 © (3)	05/10/11	\$ 1,000
Tuition Assistance				
2515 W. Palatine Road				
Inverness, IL 60067				
Allendale Association	N	501 © (3)	12/27/11	\$ 1,000
PO Box 1088				
Lake Villa, IL 60046				

**McGRAW FOUNDATION - 2011 MATCHING GRANTS (p. 2)**

<b>Recipient Name/Address</b>	<b>Individ.</b>	<b>Status</b>	<b>Date</b>	<b>Amount</b>
Colgate University 13 Oak Drive Hamilton, NY 13346-1398	N	501 © (3)	12/27/11	\$ 1,000
Max McGraw Wildlife Foundation PO Box 9 Dundee, IL 60118	N	501 © (3)	12/27/11	\$ 15,000
Olympic Club Foundation 524 Post Street San Francisco, CA 94102	N	501 © (3)	12/27/11	\$ 1,000
University of Michigan - Ross School of Business 701 Tappan Street Ann Arbor, MI 48109	N	501 © (3)	12/27/11	\$ 1,000
Susan Olson Fund Development Coordinator The Osborn 101 Theall Road Rye, NY 10580	N	501 © (3)	10/25/2011	\$ 1,000
Rye YMCA 21 Locust Ave. Rye, NY 10580	N	501 © (3)	12/19/11	\$ 100
Rye Free Reading Room 1061 Boston Post Road Rye, NY 10580	N	501 © (3)	12/19/11	\$ 100
Port Chester Carver Center 400 Westchester Ave. Port Chester, NY 10573	N	501 © (3)	12/19/11	\$ 100

**McGRAW FOUNDATION - 2011 MATCHING GRANTS (p. 3)**

<b>Recipient Name/Address</b>	<b>Individ.</b>	<b>Status</b>	<b>Date</b>	<b>Amount</b>
WFMT Radio 1099 Payshpere Circle Chicago, IL 60674-0010	N	501 © (3)	3/4/2011	\$ 60
WBEZ Radio Navy Pier 848 E. Grand Ave. Chicago, IL 60611	N	501 © (3)	3/4/2011	\$ 60
Chicago Botanic Garden 1000 Lake Cook Road Glencoe, IL 60022	N	501 © (3)	06/30/11	\$ 100
American Cancer Society Ovarian Cancer Research 820 Davis St., Suite 400 Evanston, IL 60201	N	501 © (3)	11/02/11 12/22/2011	\$ 25 \$ 25
New Foundation Center 444 W. Frontage Road Winnetka, IL 60201	N	501 © (3)	11/02/11	\$ 25
University of Chicago Lacey Horwitch RTH Research Fund Medical Center Development 1170 E. 58th Street Chicago, IL 60637	N	501 © (3)	11/02/11	\$ 25
Allendale Association PO Box 1088 Lake Villa, IL 60046	N	501 © (3)	12/30/11	\$ 10,000
Miami University Foundation Bernard B. Rinella, Jr. Learning Center 725 East Chestnut Oxford, OH 45056	N	501 © (3)	12/30/11	\$ 10,000

**McGRAW FOUNDATION - 2011 MATCHING GRANTS (p. 4)**

<b>Recipient Name/Address</b>	<b>Individ.</b>	<b>Status</b>	<b>Date</b>	<b>Amount</b>
University of Michigan U. P. Scholarship 3003 S. State Street, Suite 9000 Ann Arbor, MI 48109-2209	N	501 © (3)	12/30/11	\$ 5,000
Neighborhood Health Clinic 121 Goodlette Road North Naples, FL 34102	N	501 © (3)	1/19/2011	\$ 100
Naples Zoo 1590 Goodlette-Frank Road Naples, FL 34102-5260	N	501 © (3)	03/01/11	\$ 325
Youth Conservation Alliance 847 S. Randall Road; Suite 101 Elgin, IL 60123	N	501 © (3)	03/01/11	\$ 100
Guadalupe Center 509 Hope Circle Immokalee, FL 34142	N	501 © (3)	04/11/11 12/27/11	\$ 50 \$ 350
Hospice & Palliative Care of NE IL (new name/address) 405 Lake Zurich Road Barrington, IL 60010	N	501 © (3)	06/01/11 08/22/11 10/03/11	\$ 800 \$ 100 \$ 125
Max McGraw Wildlife Foundation PO Box 9 Dundee, IL 60118	N	501 © (3)	7/27/11 12/28/11	\$ 250 \$ 100
Wellness Place 1619 W. Colonial Parkway Palatine, IL 60067	N	501 © (3)	7/27/11	\$ 250
Openlands 25 E. Washington St, Suite 1650 Chicago, IL 60602	N	501 © (3)	8/31/11	\$ 500

---

**McGRAW FOUNDATION - 2011 MATCHING GRANTS (p. 5)**

---

<b>Recipient Name/Address</b>	<b>Individ.</b>	<b>Status</b>	<b>Date</b>	<b>Amount</b>
Naples Botanical Garden 4820 Bayshore Drive Naples, FL 34112	N	501 © (3)	11/29/11 12/9/2011	\$ 125 \$ 250
U. of Michigan-College of Engineering Arthur & Bess Nicholas Scholarship Fund c/o Office of Advancement 1221 Beal Avenue, Suite 2013 Ann Arbor, MI 48109	N	501 © (3)	12/28/11	\$ 50
Sisters of Charity, BVM c/o Sister Marion Murphy, BVM 1401 W. Roosevelt Road Chicago, IL 60608	N	501 © (3)	3/14/2011	\$ 250
Leukemia & Lymphoma Society 651 W. Washington Blvd., Suite 400 Chicago, IL 60661	N	501 © (3)	3/29/2011	\$ 100
Northbrook Rotary Charitable Projects Foundation PO Box 283 Northbrook, IL 60065	N	501 © (3)	10/12/2011 10/12/2011	\$ 200 \$ 200
Loyola University Chicago Gift Processing Department 4336 Carol Stream, IL 60122	N	501 © (3)	12/15/2011	\$ 100

---

<b>Total</b>	<b>\$</b>	<b>75,945</b>
--------------	-----------	---------------

---

**MCGRAW FOUNDATION**

**2011 - MISCELLANEOUS GRANTS**

North Shore United Way 5010 Oakton PO Box 1424 Skokie, IL 60076	N	501 © (3)	03/01/11	\$200
--	---	-----------	----------	-------

(N. Suburban United Way & United Way of N.S. merged)

address on envelope:  
PO Box 2103  
Northbrook, IL 60065

Sisters of Charity, BVM c/o Sister Marion Murphy, BVM 1401 W. Roosevelt Road, Apt. Chicago, IL 60608	N	501 © (3)	03/14/11	\$250
---	---	-----------	----------	-------

Northfield Township Food Pantry Spring/Summer Program	N	501 © (3)	07/01/11	\$250
Winter Program 3801 W. Lake Avenue Glenview, IL 60026	N	501 © (3)	11/17/11	\$250

Cancer Wellness Center 215 Revere Drive Northbrook, IL 60062	N	501 © (3)	11/22/11	<u>\$500</u>
--	---	-----------	----------	--------------

**Total: \$1,450**

**McGRAW FOUNDATION**

**2011 FORM 990 PF #36-2490000**

**PART XV – SUPPLEMENTARY INFORMATION**

**3. b. Grants and Contributions Approved For Future Payment (p. 1)  
(No Relationship)**

**To Complete This Program Year 2011 – 2012**

<u>Recipient</u>	<u>Purpose</u>	<u>Amount</u>
James F. Quilter F.A.I.T.H. Program	Providing private elementary & high school education to needy inner- city youth – balance of 2011 grants	\$35,000
		<b><u>Total: \$35,000</u></b>



**McGRAW FOUNDATION**

**2011 FORM 990 PF #36-2490000**

**PART XV – SUPPLEMENTARY INFORMATION**

**3. b. Grants and Contributions Approved For Future Payment (p. 2)  
(No Relationship)**

Future Program Years

<u>Recipient</u>	<u>Purpose</u>	<u>Amount</u>
University of Michigan Ross School of Business	Erb Institute: Graduate School 3rd year scholarships: <ul style="list-style-type: none"><li>• 2012 <u>\$250,000</u></li></ul>	\$250,000
Hospice of Northeastern Illinois	Capital Campaign: 16 bed inpatient hospice home: <ul style="list-style-type: none"><li>• 2012 <u>\$7,500</u></li></ul>	<u>\$ 7,500</u>
		<b><u>Total: \$257,500</u></b>



Bank of America Private Wealth Management

## 2011 Tax Information Letter

Account Number 011016482854

Page 7

MCGRAW FOUNDATION R1F 9091

### Proceeds From Broker Transactions

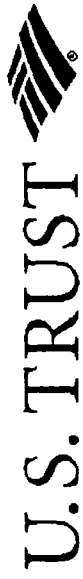
This section reports your proceeds from sales during the year. We report all transactions on a trade-date basis, which is the date shown in the sale date column. The net proceeds are less commissions, transfer charges, and premiums.

We have adjusted tax costs for amortization of premium paid for the acquisition of municipal bonds through date of sale and for non-taxable dividends. An asterisk symbol (\*) next to the tax cost indicates that the tax cost has been adjusted for the current year's return of capital. However, we have made adjustments to the cost basis of all partnerships.

### Short term transactions

This category includes sales of assets held 12 months or less.

Description	Cusip	Number of shares	Date of acquisition	Sale date	Sales price or pass through gain	Cost, other basis or pass through loss	Net gain or loss
GOVERNMENT NATL MTG ASSN II	38374TZQ0	538.17	06/17/10	01/20/11	\$538.17	\$565.08	\$-26.91
UNITED STATES TREAS BD	912810QE1	5000	07/08/10	01/21/11	\$5,048.42	\$5,753.55	\$-705.13
UNITED STATES TREAS BD	912810QE1	10000	10/29/10	01/21/11	\$10,096.83	\$11,048.48	\$-951.65
UNITED STATES TREAS BD	912810QE1	15000	05/14/10	01/21/11	\$15,145.26	\$16,859.88	\$-1,714.62
UNITED STATES TREAS BD	912810QC5	10000	04/21/10	01/21/11	\$9,907.77	\$9,795.35	\$112.42
FEDERAL NATL MTG ASSN	31398RUL7	3116.65	06/29/10	01/25/11	\$3,116.65	\$3,297.80	\$-181.15
FEDERAL NATIONAL MORTGAGE	31402CTT9	673.34	01/25/11	01/31/11	\$673.34	\$742.88	\$-69.54
FEDERAL HOME LN MTG CORP	3128MCUW	858.14	01/06/11	01/31/11	\$858.14	\$881.60	\$-23.46
FEDERAL NATL MTG ASSN	31419GQ56	203.19	10/22/10	01/31/11	\$203.19	\$203.19	\$0.00
FEDERAL NATL MTG ASSN	31418WPG9	256.55	08/10/10	01/31/11	\$256.55	\$256.55	\$0.00
FEDERAL HOME LN MTG CORP	312933AP9	971.91	08/03/10	01/31/11	\$971.91	\$992.81	\$-20.90
FEDERAL NATL MTG ASSN	31419CCR2	466.88	08/13/10	01/31/11	\$466.88	\$481.54	\$-14.66
FEDERAL NATL MTG ASSN	31398RUL7	2645.5	06/29/10	01/31/11	\$2,645.50	\$2,799.27	\$-153.77
GOVERNMENT NATL MTG ASSN II	38374TZQ0	273.24	06/17/10	01/31/11	\$273.24	\$286.90	\$-13.66
UNITED STATES TREAS BD	912810QD3	5000	05/07/10	02/18/11	\$4,739.24	\$5,101.97	\$-362.73
UNITED STATES TREAS BD	912810QD3	5000	05/25/10	02/18/11	\$4,739.24	\$5,278.34	\$-539.10
UNITED STATES TREAS BD	912810QD3	10000	04/22/10	02/18/11	\$9,478.47	\$9,626.56	\$-148.09
UNITED STATES TREAS BD	912810QD3	10000	09/03/10	02/18/11	\$9,478.48	\$11,020.35	\$-1,541.87



Bank of America Private Wealth Management

MCGRAW FOUNDATION R1F 9091

### Short term transactions

This category includes sales of assets held 12 months or less.

Description	Cusip	Number of shares	Date of acquisition	Sale date	Sales price or pass through gain	Cost, other basis or pass through loss	Net gain or loss
FEDERAL HOME LN MTG CORP	3128MCUW	360.67	01/06/11	02/28/11	\$360.67	\$360.67	\$0.00
FEDERAL HOME LN MTG CORP	312933AP9	570.03	08/03/10	02/28/11	\$570.03	\$583.21	\$-13.18
FEDERAL NATL MTG ASSN	31398RUL7	1210.93	06/29/10	02/28/11	\$1,210.93	\$1,281.32	\$-70.39
FEDERAL NATIONAL MORTGAGE	31402CTT9	633.8	01/25/11	02/28/11	\$633.80	\$696.86	\$-63.06
FEDERAL NATL MTG ASSN	31418WPG9	183.98	08/10/10	02/28/11	\$183.98	\$183.98	\$0.00
FEDERAL NATL MTG ASSN	31419CCR2	288.69	08/13/10	02/28/11	\$288.69	\$288.69	\$0.00
FEDERAL NATL MTG ASSN	31419GQ56	90	10/22/10	02/28/11	\$90.00	\$90.00	\$0.00
GOVERNMENT NATL MTG ASSN II	38374TZQ0	331.03	06/17/10	02/28/11	\$331.03	\$347.58	\$-16.55
TYCO ELECTRONICS GROUP S A	902133AK3	5000	12/15/10	03/15/11	\$5,175.55	\$4,971.10	\$204.45
FEDERAL HOME LN MTG CORP	3128MCUW	257.64	01/06/11	03/31/11	\$257.64	\$257.64	\$0.00
FEDERAL NATL MTG ASSN	31419GQ56	95.15	10/22/10	03/31/11	\$95.15	\$95.15	\$0.00
FEDERAL NATL MTG ASSN	31398RUL7	1085.25	06/29/10	03/31/11	\$1,085.25	\$1,148.33	\$-63.08
GOVERNMENT NATL MTG ASSN II	38374TZQ0	243.98	06/17/10	03/31/11	\$243.98	\$256.18	\$-12.20
FEDERAL HOME LN MTG CORP	312933AP9	386.15	08/03/10	03/31/11	\$386.15	\$386.15	\$0.00
FEDERAL NATL MTG ASSN	31419CCR2	487.73	08/13/10	03/31/11	\$487.73	\$503.04	\$-15.31
FEDERAL NATL MTG ASSN	31418WPG9	197.82	08/10/10	03/31/11	\$197.82	\$197.82	\$0.00
FEDERAL NATIONAL MORTGAGE	31402CTT9	905.22	01/25/11	03/31/11	\$905.22	\$992.25	\$-87.03
GOLDMAN SACHS GROUP INC	38141GGM0	5000	01/21/11	04/06/11	\$5,044.05	\$4,981.15	\$62.90
TYCO INTL LTD	H89128104	300	07/14/10	04/13/11	\$15,292.21	\$11,137.20	\$4,155.01
FEDERAL HOME LN MTG CORP	3128MCUW	468.81	01/06/11	04/30/11	\$468.81	\$480.63	\$-11.82
GOVERNMENT NATL MTG ASSN II	38374TZQ0	255.6	06/17/10	04/30/11	\$255.60	\$268.38	\$-12.78
FEDERAL NATL MTG ASSN	31419GQ56	94.98	10/22/10	04/30/11	\$94.98	\$94.98	\$0.00
FEDERAL NATL MTG ASSN	31419CCR2	213.9	08/13/10	04/30/11	\$213.90	\$213.90	\$0.00
FEDERAL NATL MTG ASSN	31418WPG9	196.57	08/10/10	04/30/11	\$196.57	\$196.57	\$0.00
FEDERAL NATIONAL MORTGAGE	31402CTT9	723.47	01/25/11	04/30/11	\$723.47	\$790.63	\$-67.16
FEDERAL NATL MTG ASSN	31398RUL7	463.96	06/29/10	04/30/11	\$463.96	\$490.93	\$-26.97



# U.S. TRUST

Bank of America Private Wealth Management

MCGRAW FOUNDATION RIF 9091

## Short term transactions

This category includes sales of assets held 12 months or less.

Description	Cusip	Number of shares	Date of acquisition	Sale date	Sales price or pass through gain	Cost, other basis or pass through loss	Net gain or loss
FEDERAL NATL MTG ASSN	31419GQ56	49206	10/22/10	05/10/11	\$47,230.21	\$49,828.19	\$-2,597.98
FEDERAL HOME LN MTG CORP	312933AP9	59542	08/03/10	05/12/11	\$59,523.55	\$60,743.86	\$-1,220.31
ONEOK PARTNERS L P	68268NAG8	20000	01/21/11	05/12/11	\$20,569.80	\$19,872.44	\$697.36
FEDERAL HOME LN MTG CORP	312933AP9	449.33	08/03/10	05/15/11	\$449.33	\$449.33	\$0.00
FEDERAL NATL MTG ASSN	31418WPG9	43968.22	08/10/10	05/19/11	\$44,050.66	\$45,055.94	\$-1,005.28
FEDERAL NATL MTG ASSN	31419CCR2	275.8	08/13/10	05/31/11	\$275.80	\$275.80	\$0.00
GOVERNMENT NATL MTG ASSN II	38374TZQ0	233.83	06/17/10	05/31/11	\$233.83	\$245.52	\$-11.69
FEDERAL NATL MTG ASSN	31398RUL7	698.87	06/29/10	05/31/11	\$698.87	\$739.49	\$-40.62
FEDERAL NATIONAL MORTGAGE	31402CTT9	749.31	01/25/11	05/31/11	\$749.31	\$816.40	\$-67.09
FEDERAL HOME LN MTG CORP	3128MCUW:	648.23	01/06/11	05/31/11	\$648.23	\$664.16	\$-15.93
FLUOR CORP (NEW)-WI	343412102	400	11/05/10	06/02/11	\$26,465.49	\$22,115.52	\$4,349.97
FEDERAL NATIONAL MORTGAGE	31402CTT9	639.66	01/25/11	06/30/11	\$639.66	\$694.86	\$-55.20
FEDERAL HOME LN MTG CORP	3128MCUW:	1191.73	01/06/11	06/30/11	\$1,191.73	\$1,220.23	\$-28.50
FEDERAL NATL MTG ASSN	31419CCR2	467.72	08/13/10	06/30/11	\$467.72	\$480.64	\$-12.92
FEDERAL NATL MTG ASSN	31419CCR2	739.26	08/13/10	07/31/11	\$739.26	\$759.21	\$-19.95
FEDERAL NATIONAL MORTGAGE	31402CTT9	615.29	01/25/11	07/31/11	\$615.29	\$666.41	\$-51.12
FEDERAL HOME LN MTG CORP	3128MCUW:	888.56	01/06/11	07/31/11	\$888.56	\$909.23	\$-20.67
FLUOR CORP (NEW)-WI	343412102	450	11/05/10	08/03/11	\$27,397.23	\$24,879.97	\$2,517.26
FEDERAL HOME LN MTG CORP	3128MCUW:	752.52	01/06/11	08/31/11	\$752.52	\$769.52	\$-17.00
FEDERAL NATIONAL MORTGAGE	31402CTT9	674.28	01/25/11	08/31/11	\$674.28	\$728.15	\$-53.87
FEDERAL NATIONAL MORTGAGE	31402CTT9	553.35	01/25/11	09/30/11	\$553.35	\$595.83	\$-42.48
FEDERAL HOME LN MTG CORP	3128MCUW:	1548.6	01/06/11	09/30/11	\$1,548.60	\$1,582.49	\$-33.89
HASBRO INC	418056107	1375	03/04/11	10/06/11	\$45,777.54	\$63,654.94	\$-17,877.40
FEDERAL HOME LN MTG CORP	3128MCUW:	1784.26	01/06/11	10/31/11	\$1,784.26	\$1,822.02	\$-37.76
FEDERAL NATIONAL MORTGAGE	31402CTT9	660.61	01/25/11	10/31/11	\$660.61	\$709.27	\$-48.66
FEDERAL HOME LN MTG CORP	3128MCUW:	1523.41	01/06/11	11/30/11	\$1,523.41	\$1,554.50	\$-31.09



Bank of America Private Wealth Management

MCGRAW FOUNDATION R1F 9091

# 2011 Tax Information Letter

Account Number 011016482854

Page 10

## Short term transactions

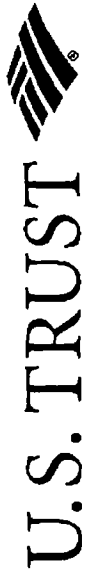
This category includes sales of assets held 12 months or less.

Description	Cusip	Number of shares	Date of acquisition	Sale date	Sales price or pass through gain	Cost, other basis or pass through loss	Net gain or loss
FEDERAL NATIONAL MORTGAGE	31402CTT9	532.21	01/25/11	11/30/11	\$532.21	\$569.78	\$-37.57
FEDERAL HOME LN MTG CORP	3128MCUW	1135.63	01/06/11	01/17/12	\$1,135.63	\$1,157.91	\$-22.28
FEDERAL NATIONAL MORTGAGE	31402CTT9	583.22	01/25/11	01/25/12	\$583.22	\$622.62	\$-39.40
Total short term gain/loss from sales:					\$402,254.61	\$420,470.67	\$-18,216.06

## Long term transactions

This category includes sales of assets held more than 12 months.

Description	Cusip	Number of shares	Date of acquisition	Sale date	Sales price or pass through gain	Cost, other basis or pass through loss	Net gain or loss
GOVT NATL MTG ASSN CMO	38373Y6W9	643.16	01/22/08	01/18/11	\$643.16	\$643.16	\$0.00
UNITED STATES TREAS BD	912810QC5	20000	12/30/09	01/21/11	\$19,815.55	\$19,568.83	\$246.72
DEVON ENERGY CORP	25179MAH6	15000	01/30/09	01/24/11	\$17,616.30	\$15,249.30	\$2,367.00
DEVON ENERGY CORP	25179MAH6	10000	01/30/09	01/24/11	\$11,744.20	\$10,127.50	\$1,616.70
SEDGWICK CNTY KANS TXBL	815626GQ3	10000	05/05/09	01/26/11	\$10,468.40	\$10,000.00	\$468.40
FED NATL MTG ASSN	31371KXR7	666.79	08/16/07	01/31/11	\$666.79	\$666.79	\$0.00
FED NATL MTG ASSN	31371K4D0	987.2	02/24/05	01/31/11	\$987.20	\$987.20	\$0.00
FED NATL MTG ASSN	31371LAC3	664.59	08/06/03	01/31/11	\$664.59	\$664.59	\$0.00
FED NATL MTG ASSN	31371LE39	1557.04	05/15/07	01/31/11	\$1,557.04	\$1,557.04	\$0.00
FED NATL MTG ASSN	31371NXC4	772.84	02/12/09	01/31/11	\$772.84	\$790.05	\$-17.21
FED NATL MTG ASSN	31374T2L2	247.8	07/18/03	01/31/11	\$247.80	\$258.22	\$-10.42
FED NATL MTG ASSN	31384ASC3	885.6	10/19/99	01/31/11	\$885.60	\$885.60	\$0.00
FED NATL MTG ASSN	31385JRN0	991.12	08/15/07	01/31/11	\$991.12	\$991.12	\$0.00
FED NATL MTG ASSN	31391Y6J1	623.91	04/16/03	01/31/11	\$623.91	\$640.14	\$-16.23
FED NATL MTG ASSN	31402CYK2	841.57	05/06/09	01/31/11	\$841.57	\$862.79	\$-21.22
FEDERAL NATIONAL MORTGAGE	31402DIS0	1655.06	05/03/07	01/31/11	\$1,655.06	\$1,655.06	\$0.00
FEDERAL NATIONAL MORTGAGE	31402Q4B4	830.81	03/16/07	01/31/11	\$830.81	\$830.81	\$0.00
FEDERAL NATIONAL MORTGAGE	31402QWA5	2367.18	05/18/07	01/31/11	\$2,367.18	\$2,367.18	\$0.00



Bank of America Private Wealth Management

MCGRAW FOUNDATION R1F 9091

### Long term transactions

This category includes sales of assets held more than 12 months.

Description	Cusip	Number of shares	Date of acquisition	Sale date	Sales price or pass through gain	Cost, other basis or pass through loss	Net gain or loss
FED NATL MTG ASSN	31402RAD1	1449.67	04/12/07	01/31/11	\$1,449.67	\$1,449.67	\$0.00
FEDERAL NATIONAL MORTGAGE	31402RRS0	543.15	03/07/08	01/31/11	\$543.15	\$543.15	\$0.00
GOVERNMENT NATIONAL MORTGAGE	36202D2F7	1058.48	05/24/07	01/31/11	\$1,058.48	\$1,058.48	\$0.00
GOVT NATL MTG ASSN	36290RT94	678.9	07/24/03	01/31/11	\$678.90	\$678.90	\$0.00
FED NATL MTG ASSN	31371JL36	2.78	06/07/00	01/31/11	\$2.78	\$2.78	\$0.00
GOVT NATL MTG ASSN CMO	38373Y6W9	3607.53	01/22/08	01/31/11	\$3,607.53	\$3,607.53	\$0.00
FED HOME LN MTG CORP	3128MBUB1	639.38	05/29/08	01/31/11	\$639.38	\$655.76	\$-16.38
FEDERAL NATIONAL MORTGAGE	31371KY47	1469.87	07/28/03	01/31/11	\$1,469.87	\$1,493.07	\$-23.20
EXPRESS SCRIPTS INC	302182100	925	05/09/05	02/22/11	\$50,613.37	\$10,685.11	\$39,928.26
MARATHON OIL CORP SR NTS	565849AF3	3000	01/07/10	02/24/11	\$3,413.88	\$3,186.15	\$227.73
FED NATL MTG ASSN	31371KXR7	514.34	08/16/07	02/28/11	\$514.34	\$514.34	\$0.00
FEDERAL NATIONAL MORTGAGE	31371KY47	206.59	07/28/03	02/28/11	\$206.59	\$206.59	\$0.00
FEDERAL NATIONAL MORTGAGE	31371KY47	1270.93	04/19/07	02/28/11	\$1,270.92	\$1,270.92	\$0.00
FED NATL MTG ASSN	31371LAC3	460.87	08/06/03	02/28/11	\$460.87	\$460.87	\$0.00
FED NATL MTG ASSN	31371LE39	1135.81	05/15/07	02/28/11	\$1,135.81	\$1,135.81	\$0.00
FED NATL MTG ASSN	31371INXC4	606.38	02/12/09	02/28/11	\$606.38	\$619.88	\$-13.50
FED NATL MTG ASSN	3137472L2	126.79	07/18/03	02/28/11	\$126.79	\$126.79	\$0.00
FED NATL MTG ASSN	31384ASC3	10.82	10/19/99	02/28/11	\$10.82	\$10.82	\$0.00
FED NATL MTG ASSN	31385JRN0	929.63	08/15/07	02/28/11	\$929.63	\$929.63	\$0.00
FED NATL MTG ASSN	31391Y6J1	1131.84	04/16/03	02/28/11	\$1,131.84	\$1,161.29	\$-29.45
FED NATL MTG ASSN	31402CYK2	610.55	05/06/09	02/28/11	\$610.55	\$625.94	\$-15.39
FEDERAL NATIONAL MORTGAGE	31402DJS0	1520.16	05/03/07	02/28/11	\$1,520.16	\$1,520.16	\$0.00
FEDERAL NATIONAL MORTGAGE	31402Q4B4	674.63	03/16/07	02/28/11	\$674.63	\$674.63	\$0.00
FEDERAL NATIONAL MORTGAGE	31402QWA5	2018.69	05/18/07	02/28/11	\$2,018.69	\$2,018.69	\$0.00
FED NATL MTG ASSN	31402RAD1	944.01	04/12/07	02/28/11	\$944.01	\$944.01	\$0.00
FEDERAL NATIONAL MORTGAGE	31402RRS0	386.2	03/07/08	02/28/11	\$386.20	\$386.20	\$0.00



Bank of America Private Wealth Management

## 2011 Tax Information Letter

Account Number 011016482854

Page 12

MCGRAW FOUNDATION R1F 9091

### Long term transactions

This category includes sales of assets held more than 12 months.

Description	Cusip	Number of shares	Date of acquisition	Sale date	Sales price or pass through gain	Cost, other basis or pass through loss	Net gain or loss
GOVERNMENT NATIONAL MORTGAGE	36202D2F7	750.53	05/24/07	02/28/11	\$750.53	\$750.53	\$0.00
GOVT NATL MTG ASSN	36290RT94	379.74	07/24/03	02/28/11	\$379.74	\$379.74	\$0.00
GOVT NATL MTG ASSN CMO	38373Y6W9	7808.96	01/22/08	02/28/11	\$7,808.96	\$7,808.96	\$0.00
FED NATL MTG ASSN	31371K4D0	836.93	02/24/05	02/28/11	\$836.93	\$836.93	\$0.00
FED NATL MTG ASSN	31371JL36	2.81	06/07/00	02/28/11	\$2.81	\$2.81	\$0.00
FED HOME LN MTG CORP	3128MBUB1	582.66	05/29/08	02/28/11	\$582.66	\$597.59	\$-14.93
SMITH INTERNATIONAL INC	832110AK6	20000	03/16/09	03/07/11	\$24,078.54	\$19,934.40	\$4,144.14
SMITH INTERNATIONAL INC	832110AL4	15000	04/09/09	03/07/11	\$20,904.65	\$15,499.95	\$5,404.70
PSE&G TRANSITION FDG LLC 2001-1	69361YAE3	7082.83	10/06/08	03/15/11	\$7,082.84	\$7,171.37	\$-88.53
FEDERAL NATIONAL MORTGAGE	31371KY47	1442.54	04/19/07	03/31/11	\$1,442.54	\$1,442.54	\$0.00
FED NATL MTG ASSN	31371LAC3	677.26	08/06/03	03/31/11	\$677.26	\$677.26	\$0.00
FED NATL MTG ASSN	31371LE39	1023.48	05/15/07	03/31/11	\$1,023.48	\$1,023.48	\$0.00
FED NATL MTG ASSN	31371NXC4	1173.22	02/12/09	03/31/11	\$1,173.22	\$1,196.69	\$-23.47
FED NATL MTG ASSN	31374T2L2	196.74	07/18/03	03/31/11	\$196.74	\$196.74	\$0.00
FED NATL MTG ASSN	31384ASC3	11.03	10/19/99	03/31/11	\$11.03	\$11.03	\$0.00
FED NATL MTG ASSN	31385JRN0	970.57	08/15/07	03/31/11	\$970.57	\$970.57	\$0.00
FED NATL MTG ASSN	31391Y6J1	393.4	04/16/03	03/31/11	\$393.40	\$403.64	\$-10.24
FED NATL MTG ASSN	31402CYK2	622.07	05/06/09	03/31/11	\$622.07	\$636.50	\$-14.43
FEDERAL NATIONAL MORTGAGE	31402DJS0	1529.26	05/03/07	03/31/11	\$1,529.26	\$1,529.26	\$0.00
FEDERAL NATIONAL MORTGAGE	31402Q4B4	737.9	03/16/07	03/31/11	\$737.90	\$737.90	\$0.00
FEDERAL NATIONAL MORTGAGE	31402QWA5	2055.51	05/18/07	03/31/11	\$2,055.51	\$2,055.51	\$0.00
FED NATL MTG ASSN	31402RAD1	900.82	04/12/07	03/31/11	\$900.82	\$900.82	\$0.00
FEDERAL NATIONAL MORTGAGE	31402RRS0	490.35	03/07/08	03/31/11	\$490.35	\$490.35	\$0.00
GOVERNMENT NATIONAL MORTGAGE	36202D2F7	795.93	05/24/07	03/31/11	\$795.93	\$795.93	\$0.00
GOVT NATL MTG ASSN	36290RT94	33.14	07/24/03	03/31/11	\$33.14	\$33.14	\$0.00
GOVT NATL MTG ASSN CMO	38373Y6W9	8219.82	01/22/08	03/31/11	\$8,219.82	\$8,219.82	\$0.00



# U.S. TRUST

Bank of America Private Wealth Management

## 2011 Tax Information Letter

Account Number 011016482854

Page 13

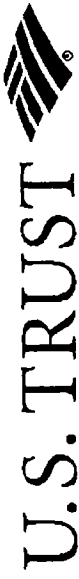
MCGRAW FOUNDATION R1F 9091

### Long term transactions

This category includes sales of assets held more than 12 months.

Description	Cusip	Number of shares	Date of acquisition	Sale date	Sales price or pass through gain	Cost, other basis or pass through loss	Net gain or loss
FED NATL MTG ASSN	31371KXR7	350.3	08/16/07	03/31/11	\$350.30	\$350.30	\$0.00
FED NATL MTG ASSN	31371K4D0	819.18	02/24/05	03/31/11	\$819.18	\$819.18	\$0.00
FED HOME LN MTG CORP	3128MBUB1	593.18	05/29/08	03/31/11	\$593.18	\$608.38	\$-15.20
FED NATL MTG ASSN	31371JL36	53.87	06/07/00	03/31/11	\$53.87	\$53.87	\$0.00
TYCO INTL LTD	H89128104	300	07/31/09	04/13/11	\$15,292.20	\$9,067.71	\$6,224.49
FEDERAL NATIONAL MORTGAGE	31402Q4B4	593.03	03/16/07	04/30/11	\$593.03	\$593.03	\$0.00
FED NATL MTG ASSN	31371NXC4	754.24	02/12/09	04/30/11	\$754.24	\$768.73	\$-14.49
GOVT NATL MTG ASSN CMO	38373Y6W9	2892.62	01/22/08	04/30/11	\$2,892.62	\$2,892.62	\$0.00
FED NATL MTG ASSN	31371K4D0	736.77	02/24/05	04/30/11	\$736.77	\$736.77	\$0.00
GOVT NATL MTG ASSN	36290RT94	652	07/24/03	04/30/11	\$652.00	\$652.00	\$0.00
FED NATL MTG ASSN	31371KXR7	343.98	08/16/07	04/30/11	\$343.98	\$343.98	\$0.00
GOVERNMENT NATIONAL MORTGAGE	36202D2F7	764.68	05/24/07	04/30/11	\$764.68	\$764.68	\$0.00
FEDERAL NATIONAL MORTGAGE	31402RRS0	333.14	03/07/08	04/30/11	\$333.14	\$333.14	\$0.00
FEDERAL NATIONAL MORTGAGE	31371KY47	1164.45	04/19/07	04/30/11	\$1,164.45	\$1,164.45	\$0.00
FED NATL MTG ASSN	31374T2L2	184.57	07/18/03	04/30/11	\$184.57	\$184.57	\$0.00
FEDERAL NATIONAL MORTGAGE	31402DJ50	1157.6	05/03/07	04/30/11	\$1,157.60	\$1,157.60	\$0.00
FED NATL MTG ASSN	31402CYK2	590.98	05/06/09	04/30/11	\$590.98	\$604.29	\$-13.31
FED NATL MTG ASSN	31391Y6J1	589.56	04/16/03	04/30/11	\$589.56	\$604.90	\$-15.34
FED HOME LN MTG CORP	3128MBUB1	453.29	05/29/08	04/30/11	\$453.29	\$464.91	\$-11.62
FED NATL MTG ASSN	31385JRN0	842.89	08/15/07	04/30/11	\$842.89	\$842.89	\$0.00
FED NATL MTG ASSN	31371JL36	2.77	06/07/00	04/30/11	\$2.77	\$2.77	\$0.00
FED NATL MTG ASSN	31384ASC3	10.96	10/19/99	04/30/11	\$10.96	\$10.96	\$0.00
FED NATL MTG ASSN	31371LE39	885.39	05/15/07	04/30/11	\$885.39	\$885.39	\$0.00
FEDERAL NATIONAL MORTGAGE	31402QWAS	1745.34	05/18/07	04/30/11	\$1,745.34	\$1,745.34	\$0.00
FED NATL MTG ASSN	31371LAC3	480.9	08/06/03	04/30/11	\$480.90	\$480.90	\$0.00
FED NATL MTG ASSN	31402RAD1	836.09	04/12/07	04/30/11	\$836.09	\$836.09	\$0.00





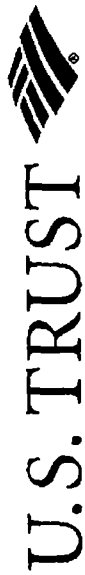
Bank of America Private Wealth Management

MCGRAW FOUNDATION R1F 9091

### Long term transactions

This category includes sales of assets held more than 12 months.

Description	Cusip	Number of shares	Date of acquisition	Sale date	Sales price or pass through gain	Cost, other basis or pass through loss	Net gain or loss
UNIVERSITY TEX	915137X73	15000	06/10/09	05/06/11	\$15,855.60	\$15,000.00	\$855.60
FLORIDA PWR CORP 1ST MTG BD	341099CH0	10000	09/13/07	05/10/11	\$11,556.10	\$9,987.40	\$1,568.70
FLORIDA PWR CORP 1ST MTG BD	341099CH0	10000	09/13/07	05/10/11	\$11,556.10	\$10,128.00	\$1,428.10
IOWA ST	46257TBC2	30000	07/14/09	05/10/11	\$32,310.30	\$29,830.06	\$2,480.24
CANON INC ADR REPSTG 5 SHS	138006309	650	03/08/04	05/11/11	\$29,918.66	\$21,721.27	\$8,197.39
MICROSOFT CORP	594918104	925	11/16/01	05/11/11	\$23,341.92	\$30,134.42	\$-6,792.50
EMERSON ELECTRIC CO	291011104	2125	04/08/04	05/11/11	\$115,770.54	\$65,911.12	\$49,859.42
MUNICIPAL ELEC AUTH GA	626207YS7	15000	04/30/10	05/17/11	\$14,653.50	\$15,204.15	\$-550.65
FEDERAL NATL MTG ASSN	31393YZS7	55000	10/09/09	05/24/11	\$58,712.50	\$58,712.50	\$0.00
FEDERAL NATIONAL MORTGAGE	31402DJS0	1132.82	05/03/07	05/31/11	\$1,132.82	\$1,132.82	\$0.00
FED NATL MTG ASSN	31402CYK2	462.89	05/06/09	05/31/11	\$462.89	\$473.01	\$-10.12
FED NATL MTG ASSN	31391Y6J1	524.96	04/16/03	05/31/11	\$524.96	\$538.62	\$-13.66
FED NATL MTG ASSN	31385JRN0	747.41	08/15/07	05/31/11	\$747.41	\$747.41	\$0.00
FED NATL MTG ASSN	31384ASC3	11.05	10/19/99	05/31/11	\$11.05	\$11.05	\$0.00
FED NATL MTG ASSN	31371LE39	790.3	05/15/07	05/31/11	\$790.30	\$790.30	\$0.00
FED NATL MTG ASSN	31371NXC4	1070.52	02/12/09	05/31/11	\$1,070.52	\$1,090.20	\$-19.68
GOVT NATL MTG ASSN	36290RT94	33.02	07/24/03	05/31/11	\$33.02	\$33.02	\$0.00
GOVERNMENT NATIONAL MORTGAGE	36202D2F7	708.71	05/24/07	05/31/11	\$708.71	\$708.71	\$0.00
FEDERAL NATIONAL MORTGAGE	31402RRS0	435.54	03/07/08	05/31/11	\$435.54	\$435.54	\$0.00
FED NATL MTG ASSN	31402RAD1	976.61	04/12/07	05/31/11	\$976.61	\$976.61	\$0.00
FEDERAL NATIONAL MORTGAGE	31402QWA5	1676.4	05/18/07	05/31/11	\$1,676.40	\$1,676.40	\$0.00
FEDERAL NATIONAL MORTGAGE	31402Q4B4	634.43	03/16/07	05/31/11	\$634.43	\$634.43	\$0.00
FED NATL MTG ASSN	31374T2L2	70.01	07/18/03	05/31/11	\$70.01	\$70.01	\$0.00
FED NATL MTG ASSN	31371LAC3	420.06	08/06/03	05/31/11	\$420.06	\$420.06	\$0.00
FEDERAL NATIONAL MORTGAGE	31371KY47	1183.58	04/19/07	05/31/11	\$1,183.58	\$1,183.58	\$0.00
FED NATL MTG ASSN	31371KXR7	434.63	08/16/07	05/31/11	\$434.63	\$434.63	\$0.00



Bank of America Private Wealth Management

# 2011 Tax Information Letter

Account Number 011016482854

Page 15

MCGRAW FOUNDATION R1F 9091

## Long term transactions

This category includes sales of assets held more than 12 months.

Description	Cusip	Number of shares	Date of acquisition	Sale date	Sales price or pass through gain	Cost, other basis or pass through loss	Net gain or loss
FED NATL MTG ASSN	31371K4D0	787.25	02/24/05	05/31/11	\$787.25	\$787.25	\$0.00
FED NATL MTG ASSN	31371JL36	3.04	06/07/00	05/31/11	\$3.04	\$3.04	\$0.00
FED HOME LN MTG CORP	3128MBUB1	417.79	05/29/08	05/31/11	\$417.79	\$428.50	\$-10.71
HSBC HLDGS PLC SPONSORED ADR NEW	404280406	325	12/28/09	06/01/11	\$16,754.50	\$18,638.10	\$-1,883.60
CISCO SYSTEM INC	17275R102	500	02/04/08	06/01/11	\$8,227.44	\$11,961.85	\$-3,734.41
CISCO SYSTEM INC	17275R102	1200	12/21/04	06/01/11	\$19,745.86	\$23,258.28	\$-3,512.42
CISCO SYSTEM INC	17275R102	2050	05/03/01	06/01/11	\$33,732.51	\$39,400.18	\$-5,667.67
ILLINOIS TOOL WORKS INC	432308109	225	11/24/99	06/01/11	\$12,742.67	\$7,574.63	\$5,168.04
HSBC HLDGS PLC SPONSORED ADR NEW	404280406	775	10/20/09	06/01/11	\$39,953.04	\$44,758.27	\$-4,805.23
CISCO SYSTEM INC	17275R102	100	02/23/01	06/01/11	\$1,645.49	\$2,667.74	\$-1,022.25
TARGET CORP	87612E106	1225	04/08/04	06/01/11	\$60,029.97	\$53,961.25	\$6,068.72
LOWES COMPANIES INC	548661107	850	05/27/08	06/02/11	\$19,961.95	\$19,958.00	\$3.95
LOWES COMPANIES INC	548661107	1525	05/07/08	06/02/11	\$35,814.09	\$38,754.67	\$-2,940.58
MUNICIPAL ELEC AUTH GA	626207YS7	15000	04/30/10	06/02/11	\$14,782.80	\$15,204.15	\$-421.35
SEDGWICK CNTY KANS TXBL	815626GQ3	10000	05/05/09	06/14/11	\$11,411.90	\$10,000.00	\$1,411.90
JOHNSON AND JOHNSON	478160104	500	03/08/04	06/22/11	\$33,101.86	\$26,625.00	\$6,476.86
NORTHERN TRUST CORP	665859104	500	10/13/04	06/22/11	\$23,205.05	\$19,890.00	\$3,315.05
SCHLUMBERGER LTD	806857108	200	01/28/05	06/22/11	\$16,872.67	\$6,682.68	\$10,189.99
VANGUARD INTL EQUITY INDEX FD INC	922042858	900	08/08/07	06/22/11	\$42,411.68	\$43,087.50	\$-675.82
VANGUARD INTL EQUITY INDEX FD INC	922042858	100	06/25/09	06/22/11	\$4,712.41	\$3,181.49	\$1,530.92
YUM BRANDS INC	988498101	300	06/17/09	06/22/11	\$16,513.18	\$10,236.66	\$6,276.52
APPLE COMPUTER INC	037833100	100	09/18/08	06/22/11	\$32,643.87	\$12,862.97	\$19,780.90
CME GROUP INC	12572Q105	50	03/18/08	06/22/11	\$14,106.97	\$23,353.32	\$-9,246.35
DEERE & CO	244199105	200	11/11/04	06/22/11	\$16,460.68	\$6,893.84	\$9,566.84
JOHN DEERE OWNER TR 2010	47787AAD9	30000	04/14/10	06/28/11	\$30,117.19	\$30,117.19	\$0.00
FEDERAL NATIONAL MORTGAGE	31402QWAS	1649.49	05/18/07	06/30/11	\$1,649.49	\$1,649.49	\$0.00



Bank of America Private Wealth Management

MCGRAW FOUNDATION RIF 9091

### Long term transactions

This category includes sales of assets held more than 12 months.

Description	Cusip	Number of shares	Date of acquisition	Sale date	Sales price or pass through gain	Cost, other basis or pass through loss	Net gain or loss
FED NATL MTG ASSN	31402RAD1	841.27	04/12/07	06/30/11	\$841.27	\$841.27	\$0.00
FEDERAL NATIONAL MORTGAGE	31402RRS0	316.93	03/07/08	06/30/11	\$316.93	\$316.93	\$0.00
GOVERNMENT NATIONAL MORTGAGE	36202D2F7	775.71	05/24/07	06/30/11	\$775.71	\$775.71	\$0.00
GOVT NATL MTG ASSN	36290RT94	206.62	07/24/03	06/30/11	\$206.62	\$206.62	\$0.00
GOVERNMENT NATL MTG ASSN II	38374TZQ0	248.51	06/17/10	06/30/11	\$248.51	\$260.94	\$-12.43
FED NATL MTG ASSN	31371NXC4	695.66	02/12/09	06/30/11	\$695.66	\$707.86	\$-12.20
FED NATL MTG ASSN	31374T2L2	154.66	07/18/03	06/30/11	\$154.66	\$154.66	\$0.00
FED NATL MTG ASSN	31384ASC3	11.13	10/19/99	06/30/11	\$11.13	\$11.13	\$0.00
FED NATL MTG ASSN	31385URN0	813.57	08/15/07	06/30/11	\$813.57	\$813.57	\$0.00
FED NATL MTG ASSN	31391Y6J1	472.59	04/16/03	06/30/11	\$472.59	\$484.89	\$-12.30
FEDERAL NATL MTG ASSN	31398RUL7	1108.22	06/29/10	06/30/11	\$1,108.22	\$1,172.64	\$-64.42
FED NATL MTG ASSN	31402CVK2	569.54	05/06/09	06/30/11	\$569.54	\$581.60	\$-12.06
FEDERAL NATIONAL MORTGAGE	31402DIS0	1233.32	05/03/07	06/30/11	\$1,233.32	\$1,233.32	\$0.00
FED HOME LN MTG CORP	3128MBUB1	421	05/29/08	06/30/11	\$421.00	\$431.79	\$-10.79
FED NATL MTG ASSN	31371JL36	2.75	06/07/00	06/30/11	\$2.75	\$2.75	\$0.00
FED NATL MTG ASSN	31371K4D0	703.35	02/24/05	06/30/11	\$703.35	\$703.35	\$0.00
FED NATL MTG ASSN	31371KXR7	348.02	08/16/07	06/30/11	\$348.02	\$348.02	\$0.00
FEDERAL NATIONAL MORTGAGE	31371KY47	1211.24	04/19/07	06/30/11	\$1,211.24	\$1,211.24	\$0.00
FED NATL MTG ASSN	31371LAC3	630.13	08/06/03	06/30/11	\$630.13	\$630.13	\$0.00
FED NATL MTG ASSN	31371LE39	1002.6	05/15/07	06/30/11	\$1,002.60	\$1,002.60	\$0.00
FEDERAL NATIONAL MORTGAGE	31402QB4	572.55	03/16/07	06/30/11	\$572.55	\$572.55	\$0.00
FEDERAL NATIONAL MORTGAGE	31402Q4B4	644.87	03/16/07	07/31/11	\$644.87	\$644.87	\$0.00
FED NATL MTG ASSN	31371LE39	980.52	05/15/07	07/31/11	\$980.52	\$980.52	\$0.00
FED NATL MTG ASSN	31402RAD1	800.96	04/12/07	07/31/11	\$800.96	\$800.96	\$0.00
FEDERAL NATIONAL MORTGAGE	31402RRS0	399.22	03/07/08	07/31/11	\$399.22	\$399.22	\$0.00
GOVERNMENT NATIONAL MORTGAGE	36202D2F7	799.33	05/24/07	07/31/11	\$799.33	\$799.33	\$0.00



# U.S. TRUST

Bank of America Private Wealth Management

MCGRAW FOUNDATION R1F 9091

## 2011 Tax Information Letter

Account Number 011016482854

Page 17

### Long term transactions

This category includes sales of assets held more than 12 months.

Description	Cusip	Number of shares	Date of acquisition	Sale date	Sales price or pass through gain	Cost, other basis or pass through loss	Net gain or loss
GOVT NATL MTG ASSN	36290RT94	182.24	07/24/03	07/31/11	\$182.24	\$182.24	\$0.00
GOVERNMENT NATL MTG ASSN II	38374TZQ0	285.42	06/17/10	07/31/11	\$285.42	\$299.69	\$-14.27
FED NATL MTG ASSN	31371NXC4	599.81	02/12/09	07/31/11	\$599.81	\$599.81	\$0.00
FED NATL MTG ASSN	31374T2L2	112.6	07/18/03	07/31/11	\$112.60	\$112.60	\$0.00
FED NATL MTG ASSN	31384ASC3	11.54	10/19/99	07/31/11	\$11.54	\$11.54	\$0.00
FED NATL MTG ASSN	31385JRN0	717.75	08/15/07	07/31/11	\$717.75	\$717.75	\$0.00
FED NATL MTG ASSN	31391Y6J1	238.09	04/16/03	07/31/11	\$238.09	\$238.09	\$0.00
FEDERAL NATL MTG ASSN	31398RUL7	1659.84	06/29/10	07/31/11	\$1,659.84	\$1,756.32	\$-96.48
FED NATL MTG ASSN	31402CYK2	561.34	05/06/09	07/31/11	\$561.34	\$572.85	\$-11.51
FEDERAL NATIONAL MORTGAGE	31402DJS0	1215.72	05/03/07	07/31/11	\$1,215.72	\$1,215.72	\$0.00
FED HOME LN MTG CORP	3128MBUB1	368.77	05/29/08	07/31/11	\$368.77	\$368.77	\$0.00
FED NATL MTG ASSN	31371JL36	3.01	06/07/00	07/31/11	\$3.01	\$3.01	\$0.00
FED NATL MTG ASSN	31371K4D0	681.2	02/24/05	07/31/11	\$681.20	\$681.20	\$0.00
FED NATL MTG ASSN	31371KXR7	397.17	08/16/07	07/31/11	\$397.17	\$397.17	\$0.00
FEDERAL NATIONAL MORTGAGE	31371KY47	1255.19	04/19/07	07/31/11	\$1,255.19	\$1,255.19	\$0.00
FED NATL MTG ASSN	31371LAC3	520.21	08/06/03	07/31/11	\$520.21	\$520.21	\$0.00
FEDERAL NATIONAL MORTGAGE	31402QWA5	1642.74	05/18/07	07/31/11	\$1,642.74	\$1,642.74	\$0.00
LOUISIANA LOC GOVT ENVIRML	54627RAE0	7064.23	07/16/10	08/01/11	\$7,064.23	\$7,062.96	\$1.27
APPLE COMPUTER INC	037833100	80	09/18/08	08/25/11	\$29,911.10	\$10,290.37	\$19,620.73
FED NATL MTG ASSN	31402RAD1	836.11	04/12/07	08/31/11	\$836.11	\$836.11	\$0.00
FEDERAL NATIONAL MORTGAGE	31402RRS0	384.44	03/07/08	08/31/11	\$384.44	\$384.44	\$0.00
FEDERAL NATL MTG ASSN	31419CCR2	1049.56	08/13/10	08/31/11	\$1,049.56	\$1,077.21	\$-27.65
GOVERNMENT NATIONAL MORTGAGE	36202D2F7	805.94	05/24/07	08/31/11	\$805.94	\$805.94	\$0.00
GOVT NATL MTG ASSN	36290RT94	32.61	07/24/03	08/31/11	\$32.61	\$32.61	\$0.00
GOVERNMENT NATL MTG ASSN II	38374TZQ0	339.8	06/17/10	08/31/11	\$339.80	\$356.79	\$-16.99
FED NATL MTG ASSN	31371LE39	1036.43	05/15/07	08/31/11	\$1,036.43	\$1,036.43	\$0.00



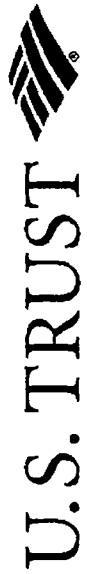
Bank of America Private Wealth Management

MCGRAW FOUNDATION RIF 9091

### Long term transactions

This category includes sales of assets held more than 12 months.

Description	Cusip	Number of shares	Date of acquisition	Sale date	Sales price or pass through gain	Cost, other basis or pass through loss	Net gain or loss
FED NATL MTG ASSN	31371NXC4	964.5	02/12/09	08/31/11	\$964.50	\$979.72	\$-15.22
FED NATL MTG ASSN	31374T2L2	252.99	07/18/03	08/31/11	\$252.99	\$263.62	\$-10.63
FED NATL MTG ASSN	31384ASC3	372.36	10/19/99	08/31/11	\$372.36	\$372.36	\$0.00
FED NATL MTG ASSN	31385JRN0	856.2	08/15/07	08/31/11	\$856.20	\$856.20	\$0.00
FED NATL MTG ASSN	31391Y611	463.41	04/16/03	08/31/11	\$463.41	\$475.47	\$-12.06
FEDERAL NATL MTG ASSN	31398RUL7	1920.77	06/29/10	08/31/11	\$1,920.77	\$2,032.41	\$-111.64
FED NATL MTG ASSN	31402CYK2	505.03	05/06/09	08/31/11	\$505.03	\$515.04	\$-10.01
FEDERAL NATIONAL MORTGAGE	31402DIS0	1208.86	05/03/07	08/31/11	\$1,208.86	\$1,208.86	\$0.00
FED HOME LN MTG CORP	3128MBUB1	419.21	05/29/08	08/31/11	\$419.21	\$429.95	\$-10.74
FED NATL MTG ASSN	31371JL36	2.84	06/07/00	08/31/11	\$2.84	\$2.84	\$0.00
FED NATL MTG ASSN	31371K4D0	681.21	02/24/05	08/31/11	\$681.21	\$681.21	\$0.00
FED NATL MTG ASSN	31371KXR7	583.59	08/16/07	08/31/11	\$583.59	\$583.59	\$0.00
FEDERAL NATIONAL MORTGAGE	31371KY47	1433.26	04/19/07	08/31/11	\$1,433.26	\$1,433.26	\$0.00
FEDERAL NATIONAL MORTGAGE	31402QWAS	1799.62	05/18/07	08/31/11	\$1,799.62	\$1,799.62	\$0.00
FED NATL MTG ASSN	31371LAC3	412.61	08/06/03	08/31/11	\$412.61	\$412.61	\$0.00
FEDERAL NATIONAL MORTGAGE	31402Q4B4	639.9	03/16/07	08/31/11	\$639.90	\$639.90	\$0.00
FEDERAL NATIONAL MORTGAGE	31402DIS0	1285.26	05/03/07	09/30/11	\$1,285.26	\$1,285.26	\$0.00
FED NATL MTG ASSN	31371LAC3	495.45	08/06/03	09/30/11	\$495.45	\$495.45	\$0.00
FEDERAL NATIONAL MORTGAGE	31402QWAS	1847.54	05/18/07	09/30/11	\$1,847.54	\$1,847.54	\$0.00
FED NATL MTG ASSN	31402RAD1	1047.83	04/12/07	09/30/11	\$1,047.83	\$1,047.83	\$0.00
FEDERAL NATIONAL MORTGAGE	31402RRS0	463.87	03/07/08	09/30/11	\$463.87	\$463.87	\$0.00
FEDERAL NATL MTG ASSN	31419CCR2	1815.28	08/13/10	09/30/11	\$1,815.28	\$1,861.87	\$-46.59
GOVERNMENT NATIONAL MORTGAGE	36202D2F7	950.42	05/24/07	09/30/11	\$950.42	\$950.42	\$0.00
GOVT NATL MTG ASSN	36290RT94	365.79	07/24/03	09/30/11	\$365.79	\$365.79	\$0.00
GOVERNMENT NATL MTG ASSN II	38374TZQ0	422.3	06/17/10	09/30/11	\$422.30	\$443.41	\$-21.11
FED NATL MTG ASSN	31371LE39	1044.84	05/15/07	09/30/11	\$1,044.84	\$1,044.84	\$0.00



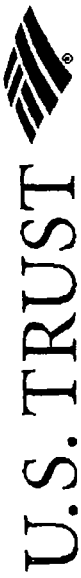
Bank of America Private Wealth Management

MCGRAW FOUNDATION R1F 9091

### Long term transactions

This category includes sales of assets held more than 12 months.

Description	Cusip	Number of shares	Date of acquisition	Sale date	Sales price or pass through gain	Cost, other basis or pass through loss	Net gain or loss
FED NATL MTG ASSN	31371NXC4	639.6	02/12/09	09/30/11	\$639.60	\$639.60	\$0.00
FED NATL MTG ASSN	31374T2L2	173.61	07/18/03	09/30/11	\$173.61	\$173.61	\$0.00
FED NATL MTG ASSN	31384ASC3	10.61	10/19/99	09/30/11	\$10.61	\$10.61	\$0.00
FED NATL MTG ASSN	31385JRN0	747.49	08/15/07	09/30/11	\$747.49	\$747.49	\$0.00
FED NATL MTG ASSN	31391Y6J1	430.92	04/16/03	09/30/11	\$430.92	\$442.13	\$-11.21
FEDERAL NATL MTG ASSN	31398RUL7	4775.31	06/29/10	09/30/11	\$4,775.31	\$5,052.87	\$-277.56
FED NATL MTG ASSN	31402CYK2	587.47	05/06/09	09/30/11	\$587.47	\$598.72	\$-11.25
FED HOME LN MTG CORP	3128MBUB1	422.17	05/29/08	09/30/11	\$422.17	\$432.99	\$-10.82
FED NATL MTG ASSN	31371JL36	2.89	06/07/00	09/30/11	\$2.89	\$2.89	\$0.00
FED NATL MTG ASSN	31371K4D0	699.16	02/24/05	09/30/11	\$699.16	\$699.16	\$0.00
FED NATL MTG ASSN	31371KXR7	580.43	08/16/07	09/30/11	\$580.43	\$580.43	\$0.00
FEDERAL NATIONAL MORTGAGE	31371KY47	1089.84	04/19/07	09/30/11	\$1,089.84	\$1,089.84	\$0.00
FEDERAL NATIONAL MORTGAGE	31402QB4	632.56	03/16/07	09/30/11	\$632.56	\$632.56	\$0.00
FEDERAL NATIONAL MORTGAGE	31402DIS0	1322.12	05/03/07	10/31/11	\$1,322.12	\$1,322.12	\$0.00
FED NATL MTG ASSN	31371LAC3	525.5	08/06/03	10/31/11	\$525.50	\$525.50	\$0.00
FEDERAL NATIONAL MORTGAGE	31402QWA5	1871.83	05/18/07	10/31/11	\$1,871.83	\$1,871.83	\$0.00
FED NATL MTG ASSN	31402RAD1	841.34	04/12/07	10/31/11	\$841.34	\$841.34	\$0.00
FEDERAL NATIONAL MORTGAGE	31402RRS0	372.85	03/07/08	10/31/11	\$372.85	\$372.85	\$0.00
FEDERAL NATL MTG ASSN	31419CCR2	1665.65	08/13/10	10/31/11	\$1,665.65	\$1,707.24	\$-41.59
GOVERNMENT NATIONAL MORTGAGE	36202D2F7	741.93	05/24/07	10/31/11	\$741.93	\$741.93	\$0.00
GOVT NATL MTG ASSN	36290RT94	845.46	07/24/03	10/31/11	\$845.46	\$845.46	\$0.00
GOVERNMENT NATL MTG ASSN II	38374TZQ0	503.97	06/17/10	10/31/11	\$503.97	\$529.17	\$-25.20
FED NATL MTG ASSN	31371LE39	1194.32	05/15/07	10/31/11	\$1,194.32	\$1,194.32	\$0.00
FED NATL MTG ASSN	31371NXC4	1003.33	02/12/09	10/31/11	\$1,003.33	\$1,017.29	\$-13.96
FED NATL MTG ASSN	31374T2L2	67.96	07/18/03	10/31/11	\$67.96	\$67.96	\$0.00
FED NATL MTG ASSN	31384ASC3	10.66	10/19/99	10/31/11	\$10.66	\$10.66	\$0.00



Bank of America Private Wealth Management

## 2011 Tax Information Letter

Account Number 011016482854

Page 20

MCGRAW FOUNDATION R1F 9091

### Long term transactions

This category includes sales of assets held more than 12 months.

Description	Cusip	Number of shares	Date of acquisition	Sale date	Sales price or pass through gain	Cost, other basis or pass through loss	Net gain or loss
FED NATL MTG ASSN	31385JRN0	778.25	08/15/07	10/31/11	\$778.25	\$778.25	\$0.00
FED NATL MTG ASSN	31391Y6J1	550.49	04/16/03	10/31/11	\$550.49	\$564.81	\$-14.32
FEDERAL NATL MTG ASSN	31398RUL7	3192.21	06/29/10	10/31/11	\$3,192.21	\$3,377.76	\$-185.55
FED NATL MTG ASSN	31402CYK2	723.44	05/06/09	10/31/11	\$723.44	\$736.80	\$-13.36
FED HOME LN MTG CORP	3128MBUB1	373.57	05/29/08	10/31/11	\$373.57	\$373.57	\$0.00
FED NATL MTG ASSN	31371JL36	3.33	06/07/00	10/31/11	\$3.33	\$3.33	\$0.00
FED NATL MTG ASSN	31371K4D0	712.05	02/24/05	10/31/11	\$712.05	\$712.05	\$0.00
FED NATL MTG ASSN	31371KXR7	701.3	08/16/07	10/31/11	\$701.30	\$701.30	\$0.00
FEDERAL NATIONAL MORTGAGE	31371KY47	1184.51	04/19/07	10/31/11	\$1,184.51	\$1,184.51	\$0.00
FEDERAL NATIONAL MORTGAGE	31402Q4B4	655.06	03/16/07	10/31/11	\$655.06	\$655.06	\$0.00
CME GROUP INC	12572Q105	16	03/18/08	11/16/11	\$3,942.23	\$7,473.06	\$-3,530.83
CME GROUP INC	12572Q105	106	07/16/08	11/16/11	\$26,117.25	\$34,669.84	\$-8,552.59
FEDERAL NATIONAL MORTGAGE	31402QWA5	1910.08	05/18/07	11/30/11	\$1,910.08	\$1,910.08	\$0.00
FED NATL MTG ASSN	31402RAD1	926.72	04/12/07	11/30/11	\$926.72	\$926.72	\$0.00
FEDERAL NATIONAL MORTGAGE	31402RRS0	481.51	03/07/08	11/30/11	\$481.51	\$481.51	\$0.00
FEDERAL NATL MTG ASSN	31419CCR2	2104.84	08/13/10	11/30/11	\$2,104.84	\$2,155.86	\$-51.02
GOVERNMENT NATIONAL MORTGAGE	36202D2F7	829.66	05/24/07	11/30/11	\$829.66	\$829.66	\$0.00
GOVT NATL MTG ASSN	36290RT94	515.78	07/24/03	11/30/11	\$515.78	\$515.78	\$0.00
GOVERNMENT NATL MTG ASSN II	38374TZQ0	486.52	06/17/10	11/30/11	\$486.52	\$510.85	\$-24.33
FED NATL MTG ASSN	31371LE39	1397.18	05/15/07	11/30/11	\$1,397.18	\$1,397.18	\$0.00
FED NATL MTG ASSN	31371NXC4	648.06	02/12/09	11/30/11	\$648.06	\$648.06	\$0.00
FED NATL MTG ASSN	31374TZL2	105.78	07/18/03	11/30/11	\$105.78	\$105.78	\$0.00
FED NATL MTG ASSN	31384ASC3	10.76	10/19/99	11/30/11	\$10.76	\$10.76	\$0.00
FED NATL MTG ASSN	31385JRN0	755.43	08/15/07	11/30/11	\$755.43	\$755.43	\$0.00
FED NATL MTG ASSN	31391Y6J1	337.29	04/16/03	11/30/11	\$337.29	\$337.29	\$0.00
FEDERAL NATL MTG ASSN	31398RUL7	2395.34	06/29/10	11/30/11	\$2,395.34	\$2,534.57	\$-139.23



# U.S. TRUST

Bank of America Private Wealth Management

MCGRAW FOUNDATION R1F 9091

## 2011 Tax Information Letter

Account Number 011016482854

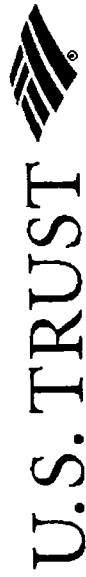
Page 21

### Long term transactions

This category includes sales of assets held more than 12 months.

Description	Cusip	Number of shares	Date of acquisition	Sale date	Sales price or pass through gain	Cost, other basis or pass through loss	Net gain or loss
FED NATL MTG ASSN	31402CYK2	793.1	05/06/09	11/30/11	\$793.10	\$807.20	\$-14.10
FED HOME LN MTG CORP	3128MBUB1	396.61	05/29/08	11/30/11	\$396.61	\$406.77	\$-10.16
FED NATL MTG ASSN	31371JL36	2.91	06/07/00	11/30/11	\$2.91	\$2.91	\$0.00
FED NATL MTG ASSN	31371K4D0	754.72	02/24/05	11/30/11	\$754.72	\$754.72	\$0.00
FED NATL MTG ASSN	31371KXR7	368.52	08/16/07	11/30/11	\$368.52	\$368.52	\$0.00
FEDERAL NATIONAL MORTGAGE	31371KY47	1207.73	04/19/07	11/30/11	\$1,207.73	\$1,207.73	\$0.00
FED NATL MTG ASSN	31371LAC3	444.01	08/06/03	11/30/11	\$444.01	\$444.01	\$0.00
FEDERAL NATIONAL MORTGAGE	31402DJS0	1440.43	05/03/07	11/30/11	\$1,440.43	\$1,440.43	\$0.00
FEDERAL NATIONAL MORTGAGE	31402Q4B4	573.03	03/16/07	11/30/11	\$573.03	\$573.03	\$0.00
UNION PAC CORP NT	907818CP1	10000	04/05/10	12/19/11	\$10,200.81	\$10,915.80	\$-714.99
FED HOME LN MTG CORP	3128MBUB1	446.18	05/29/08	01/17/12	\$446.18	\$457.61	\$-11.43
GOVT NATL MTG ASSN	36290RT94	330.14	07/24/03	01/17/12	\$330.14	\$330.14	\$0.00
GOVERNMENT NATIONAL MORTGAGE	36202D2F7	795.13	05/24/07	01/20/12	\$795.13	\$795.13	\$0.00
FED NATL MTG ASSN	31371LAC3	493.77	08/06/03	01/25/12	\$493.77	\$493.77	\$0.00
FED NATL MTG ASSN	31371LE39	1384.05	05/15/07	01/25/12	\$1,384.05	\$1,384.05	\$0.00
FED NATL MTG ASSN	31371NXC4	854.02	02/12/09	01/25/12	\$854.02	\$864.17	\$-10.15
FED NATL MTG ASSN	31374T2L2	118.31	07/18/03	01/25/12	\$118.31	\$118.31	\$0.00
FED NATL MTG ASSN	31384ASC3	10.81	10/19/99	01/25/12	\$10.81	\$10.81	\$0.00
FED NATL MTG ASSN	31385JRN0	748.72	08/15/07	01/25/12	\$748.72	\$748.72	\$0.00
FED NATL MTG ASSN	31391Y6I1	428.58	04/16/03	01/25/12	\$428.58	\$439.73	\$-11.15
FED NATL MTG ASSN	31402CYK2	751.13	05/06/09	01/25/12	\$751.13	\$763.96	\$-12.83
FEDERAL NATIONAL MORTGAGE	31402DIS0	1271.74	05/03/07	01/25/12	\$1,271.74	\$1,271.74	\$0.00
FEDERAL NATIONAL MORTGAGE	31402Q4B4	591.72	03/16/07	01/25/12	\$591.72	\$591.72	\$0.00
FEDERAL NATIONAL MORTGAGE	31402QWAS	1958.49	05/18/07	01/25/12	\$1,958.49	\$1,958.49	\$0.00
FED NATL MTG ASSN	31402RAD1	1128.81	04/12/07	01/25/12	\$1,128.81	\$1,128.81	\$0.00
FEDERAL NATIONAL MORTGAGE	31402RRS0	414.05	03/07/08	01/25/12	\$414.05	\$414.05	\$0.00





Bank of America Private Wealth Management

MCGRAW FOUNDATION R1F 9091

## 2011 Tax Information Letter

Account Number 011016482854

Page 22

### Long term transactions

This category includes sales of assets held more than 12 months.

Description	Cusip	Number of shares	Date of acquisition	Sale date	Sales price or pass through gain	Cost, other basis or pass through loss	Net gain or loss
FEDERAL NATL MTG ASSN	31419CCR2	690.84	08/13/10	01/25/12	\$690.84	\$707.08	\$-16.24
FEDERAL NATIONAL MORTGAGE	31371KY47	1148.38	04/19/07	01/25/12	\$1,148.38	\$1,148.38	\$0.00
FED NATL MTG ASSN	31371KXR7	563.89	08/16/07	01/25/12	\$563.89	\$563.89	\$0.00
FED NATL MTG ASSN	31371K4D0	652.74	02/24/05	01/25/12	\$652.74	\$652.74	\$0.00
FED NATL MTG ASSN	31371JL36	2.95	06/07/00	01/25/12	\$2.95	\$2.95	\$0.00
Total long term gain/loss from sales:					\$1,293,718.56	\$1,135,213.81	\$158,504.75