



See a Social Security Number? Say Something!  
Report Privacy Problems to <https://public.resource.org/privacy>  
Or call the IRS Identity Theft Hotline at 1-800-908-4490



Return of Private Foundation  
or Section 4947(a)(1) Nonexempt Charitable Trust  
Treated as a Private Foundation

Note. The foundation may be able to use a copy of this return to satisfy state reporting requirements.

2011

For calendar year 2011 or tax year beginning , and ending

Name of foundation <b>WIEBOLDT FOUNDATION</b>		A Employer identification number <b>36-2167955</b>
Number and street (or P O box number if mail is not delivered to street address) <b>53 WEST JACKSON BOULEVARD</b>	Room/suite <b>838</b>	B Telephone number <b>312-786-9377</b>
City or town, state, and ZIP code <b>CHICAGO, IL 60604</b>		C If exemption application is pending, check here <input type="checkbox"/>
G Check all that apply: <input type="checkbox"/> Initial return <input type="checkbox"/> Initial return of a former public charity <input type="checkbox"/> Final return <input type="checkbox"/> Amended return <input type="checkbox"/> Address change <input type="checkbox"/> Name change		D 1. Foreign organizations, check here <input type="checkbox"/> 2 Foreign organizations meeting the 85% test, check here and attach computation <input type="checkbox"/>
H Check type of organization: <input checked="" type="checkbox"/> Section 501(c)(3) exempt private foundation <input type="checkbox"/> Section 4947(a)(1) nonexempt charitable trust <input type="checkbox"/> Other taxable private foundation		E If private foundation status was terminated under section 507(b)(1)(A), check here <input type="checkbox"/>
I Fair market value of all assets at end of year (from Part II, col. (c), line 16) ▶ \$ <b>17,274,461.</b>	J Accounting method: <input type="checkbox"/> Cash <input checked="" type="checkbox"/> Accrual <input type="checkbox"/> Other (specify) _____	F If the foundation is in a 60-month termination under section 507(b)(1)(B), check here <input type="checkbox"/>

Part I Analysis of Revenue and Expenses (The total of amounts in columns (b), (c), and (d) may not necessarily equal the amounts in column (a))		(a) Revenue and expenses per books	(b) Net investment income	(c) Adjusted net income	(d) Disbursements for charitable purposes (cash basis only)
Revenue	1 Contributions, gifts, grants, etc., received				
	2 Check <input checked="" type="checkbox"/> if the foundation is not required to attach Sch B				
	3 Interest on savings and temporary cash investments	25.	25.		STATEMENT 1
	4 Dividends and interest from securities	412,689.	412,689.		STATEMENT 2
	5a Gross rents				
	b Net rental income or (loss)				
	6a Net gain or (loss) from sale of assets not on line 10	7,193.			
	b Gross sales price for all assets on line 6a	3,652,336.			
	7 Capital gain net income (from Part IV, line 2)		7,193.		
	8 Net short-term capital gain				
	9 Income modifications				
	10a Gross sales less returns and allowances				
b Less Cost of goods sold					
c Gross profit or (loss)					
11 Other income	8,800.	0.	0.	STATEMENT 3	
12 Total. Add lines 1 through 11	428,707.	419,907.	0.		
Operating and Administrative Expenses	13 Compensation of officers, directors, trustees, etc	94,802.	4,740.	0.	90,062.
	14 Other employee salaries and wages	82,948.	4,147.	0.	78,801.
	15 Pension plans, employee benefits	46,347.	2,317.	0.	44,030.
	16a Legal fees				
	b Accounting fees	6,295.	5,036.	0.	1,259.
	c Other professional fees	27,321.	23,907.	0.	3,414.
	17 Interest				
	18 Taxes	21,096.	680.	0.	12,918.
	19 Depreciation and depletion	2,575.	129.	0.	
	20 Occupancy	27,645.	2,765.	0.	24,880.
	21 Travel, conferences, and meetings	10,454.	523.	0.	9,931.
	22 Printing and publications	1,611.	81.	0.	1,530.
	23 Other expenses	16,980.	7,266.	0.	9,714.
	24 Total operating and administrative expenses. Add lines 13 through 23	338,074.	51,591.	0.	276,539.
	25 Contributions, gifts, grants paid	648,700.			648,700.
26 Total expenses and disbursements. Add lines 24 and 25	986,774.	51,591.	0.	925,239.	
27 Subtract line 26 from line 12:					
a Excess of revenue over expenses and disbursements	-558,067.				
b Net investment income (if negative, enter -0-)		368,316.			
c Adjusted net income (if negative, enter -0-)			0.		

90-14

5

SCANNED MAY 23 2012

 RECEIVED  
 MAY 21 2012  
 IRS-OSC

Part II Balance Sheets		Attached schedules and amounts in the description column should be for end-of-year amounts only			Beginning of year	End of year	
		(a) Book Value	(b) Book Value	(c) Fair Market Value			
Assets	1	Cash - non-interest-bearing					
	2	Savings and temporary cash investments			718,750.	690,248.	690,248.
	3	Accounts receivable ▶					
		Less: allowance for doubtful accounts ▶					
	4	Pledges receivable ▶					
		Less: allowance for doubtful accounts ▶					
	5	Grants receivable					
	6	Receivables due from officers, directors, trustees, and other disqualified persons					
	7	Other notes and loans receivable ▶					
		Less: allowance for doubtful accounts ▶					
	8	Inventories for sale or use					
	9	Prepaid expenses and deferred charges			3,587.	3,852.	3,852.
	10a	Investments - U.S. and state government obligations					
	b	Investments - corporate stock STMT 8	10,462,430.	8,784,529.	8,784,529.		
	c	Investments - corporate bonds STMT 9	4,495,746.	5,037,575.	5,037,575.		
Liabilities	11	Investments - land, buildings, and equipment basis ▶					
		Less: accumulated depreciation ▶					
	12	Investments - mortgage loans					
	13	Investments - other STMT 10	2,845,717.	2,751,139.	2,751,139.		
	14	Land, buildings, and equipment: basis ▶ 108,794.					
		Less: accumulated depreciation STMT 11 ▶ 102,354.	9,015.	6,440.	6,440.		
	15	Other assets (describe ▶ STATEMENT 12)	742.	678.	678.		
	16	<b>Total assets</b> (to be completed by all filers)	18,535,987.	17,274,461.	17,274,461.		
	17	Accounts payable and accrued expenses	22,078.	17,775.			
	18	Grants payable					
Net Assets or Fund Balances	19	Deferred revenue					
	20	Loans from officers, directors, trustees, and other disqualified persons					
	21	Mortgages and other notes payable					
	22	Other liabilities (describe ▶ STATEMENT 13)	-2,843.	4,654.			
	23	<b>Total liabilities</b> (add lines 17 through 22)	19,235.	22,429.			
Net Assets or Fund Balances	Foundations that follow SFAS 117, check here ▶ <input checked="" type="checkbox"/>						
	and complete lines 24 through 26 and lines 30 and 31						
	24	Unrestricted	18,516,752.	17,252,032.			
	25	Temporarily restricted					
	26	Permanently restricted					
	Foundations that do not follow SFAS 117, check here ▶ <input type="checkbox"/>						
	and complete lines 27 through 31.						
	27	Capital stock, trust principal, or current funds					
28	Paid-in or capital surplus, or land, bldg., and equipment fund						
29	Retained earnings, accumulated income, endowment, or other funds						
30	<b>Total net assets or fund balances</b>	18,516,752.	17,252,032.				
31	<b>Total liabilities and net assets/fund balances</b>	18,535,987.	17,274,461.				

**Part III Analysis of Changes in Net Assets or Fund Balances**

1	Total net assets or fund balances at beginning of year - Part II, column (a), line 30 (must agree with end-of-year figure reported on prior year's return)	1	18,516,752.
2	Enter amount from Part I, line 27a	2	-558,067.
3	Other increases not included in line 2 (itemize) ▶	3	0.
4	Add lines 1, 2, and 3	4	17,958,685.
5	Decreases not included in line 2 (itemize) ▶ <b>UNREALIZED GAINS ON INVESTMENTS HELD</b>	5	706,653.
6	Total net assets or fund balances at end of year (line 4 minus line 5) - Part II, column (b), line 30	6	17,252,032.

**Part IV Capital Gains and Losses for Tax on Investment Income**

(a) List and describe the kind(s) of property sold (e.g., real estate, 2-story brick warehouse; or common stock, 200 shs. MLC Co.)			(b) How acquired P - Purchase D - Donation	(c) Date acquired (mo., day, yr.)	(d) Date sold (mo., day, yr.)
1a SEE ATTACHED			P		
b CAPITAL GAINS DIVIDENDS					
c					
d					
e					
(e) Gross sales price	(f) Depreciation allowed (or allowable)	(g) Cost or other basis plus expense of sale	(h) Gain or (loss) (e) plus (f) minus (g)		
a 3,509,382.		3,645,143.	-135,761.		
b 142,954.			142,954.		
c					
d					
e					
Complete only for assets showing gain in column (h) and owned by the foundation on 12/31/69			(i) Gains (Col. (h) gain minus col. (k), but not less than -0-) or Losses (from col. (h))		
(i) F.M.V. as of 12/31/69	(j) Adjusted basis as of 12/31/69	(k) Excess of col. (i) over col. (j), if any			
a			-135,761.		
b			142,954.		
c					
d					
e					
2 Capital gain net income or (net capital loss)			2	7,193.	
3 Net short-term capital gain or (loss) as defined in sections 1222(5) and (6): If gain, also enter in Part I, line 8, column (c). If (loss), enter -0- in Part I, line 8			3	N/A	

**Part V Qualification Under Section 4940(e) for Reduced Tax on Net Investment Income**

(For optional use by domestic private foundations subject to the section 4940(a) tax on net investment income.)

If section 4940(d)(2) applies, leave this part blank.

Was the foundation liable for the section 4942 tax on the distributable amount of any year in the base period?

☐ Yes ☒ No

If "Yes," the foundation does not qualify under section 4940(e). Do not complete this part.

1 Enter the appropriate amount in each column for each year; see instructions before making any entries.

(a) Base period years Calendar year (or tax year beginning in)	(b) Adjusted qualifying distributions	(c) Net value of noncharitable-use assets	(d) Distribution ratio (col. (b) divided by col. (c))
2010	1,045,331.	16,767,842.	.062341
2009	1,213,890.	15,279,104.	.079448
2008	1,376,780.	18,988,776.	.072505
2007	1,153,545.	22,011,398.	.052407
2006	1,026,405.	21,170,294.	.048483
2 Total of line 1, column (d)			.315184
3 Average distribution ratio for the 5-year base period - divide the total on line 2 by 5, or by the number of years the foundation has been in existence if less than 5 years			.063037
4 Enter the net value of noncharitable-use assets for 2011 from Part X, line 5			17,486,501.
5 Multiply line 4 by line 3			1,102,297.
6 Enter 1% of net investment income (1% of Part I, line 27b)			3,683.
7 Add lines 5 and 6			1,105,980.
8 Enter qualifying distributions from Part XII, line 4			965,239.

If line 8 is equal to or greater than line 7, check the box in Part VI, line 1b, and complete that part using a 1% tax rate.  
See the Part VI instructions.

**Part VI Excise Tax Based on Investment Income (Section 4940(a), 4940(b), 4940(e), or 4948 - see instructions)**

1a Exempt operating foundations described in section 4940(d)(2), check here <input type="checkbox"/> and enter "N/A" on line 1. Date of ruling or determination letter: _____ (attach copy of letter if necessary-see instructions)			
b Domestic foundations that meet the section 4940(e) requirements in Part V, check here <input type="checkbox"/> and enter 1% of Part I, line 27b		1	7,366.
c All other domestic foundations enter 2% of line 27b. Exempt foreign organizations enter 4% of Part I, line 12, col. (b).			
2 Tax under section 511 (domestic section 4947(a)(1) trusts and taxable foundations only. Others enter -0-)		2	0.
3 Add lines 1 and 2		3	7,366.
4 Subtitle A (income) tax (domestic section 4947(a)(1) trusts and taxable foundations only. Others enter -0-)		4	0.
5 Tax based on investment income Subtract line 4 from line 3. If zero or less, enter -0-		5	7,366.
6 Credits/Payments:			
a 2011 estimated tax payments and 2010 overpayment credited to 2011	6a	7,791.	
b Exempt foreign organizations - tax withheld at source	6b		
c Tax paid with application for extension of time to file (Form 8868)	6c		
d Backup withholding erroneously withheld	6d		
7 Total credits and payments. Add lines 6a through 6d	7	7,791.	
8 Enter any penalty for underpayment of estimated tax. Check here <input checked="" type="checkbox"/> if Form 2220 is attached	8	42.	
9 Tax due. If the total of lines 5 and 8 is more than line 7, enter amount owed	9		
10 Overpayment. If line 7 is more than the total of lines 5 and 8, enter the amount overpaid	10	383.	
11 Enter the amount of line 10 to be: Credited to 2012 estimated tax <input type="checkbox"/> 383. Refunded <input checked="" type="checkbox"/>	11	0.	

**Part VII-A Statements Regarding Activities**

	Yes	No
1a During the tax year, did the foundation attempt to influence any national, state, or local legislation or did it participate or intervene in any political campaign?		X
1b Did it spend more than \$100 during the year (either directly or indirectly) for political purposes (see instructions for definition)? If the answer is "Yes" to 1a or 1b, attach a detailed description of the activities and copies of any materials published or distributed by the foundation in connection with the activities		X
1c Did the foundation file Form 1120-POL for this year?		X
d Enter the amount (if any) of tax on political expenditures (section 4955) imposed during the year: (1) On the foundation. <input type="checkbox"/> \$ 0. (2) On foundation managers. <input type="checkbox"/> \$ 0.		
e Enter the reimbursement (if any) paid by the foundation during the year for political expenditure tax imposed on foundation managers. <input type="checkbox"/> \$ 0.		
2 Has the foundation engaged in any activities that have not previously been reported to the IRS? If "Yes," attach a detailed description of the activities.		X
3 Has the foundation made any changes, not previously reported to the IRS, in its governing instrument, articles of incorporation, or bylaws, or other similar instruments? If "Yes," attach a conformed copy of the changes		X
4a Did the foundation have unrelated business gross income of \$1,000 or more during the year?		X
b If "Yes," has it filed a tax return on Form 990-T for this year?		
5 Was there a liquidation, termination, dissolution, or substantial contraction during the year? If "Yes," attach the statement required by General Instruction T.		X
6 Are the requirements of section 508(e) (relating to sections 4941 through 4945) satisfied either: • By language in the governing instrument, or • By state legislation that effectively amends the governing instrument so that no mandatory directions that conflict with the state law remain in the governing instrument?		
7 Did the foundation have at least \$5,000 in assets at any time during the year? If "Yes," complete Part II, col (c), and Part XV.	X	
8a Enter the states to which the foundation reports or with which it is registered (see instructions) <input type="checkbox"/> IL		
b If the answer is "Yes" to line 7, has the foundation furnished a copy of Form 990-PF to the Attorney General (or designate) of each state as required by General Instruction G? If "No," attach explanation	X	
9 Is the foundation claiming status as a private operating foundation within the meaning of section 4942(j)(3) or 4942(j)(5) for calendar year 2011 or the taxable year beginning in 2011 (see instructions for Part XIV)? If "Yes," complete Part XIV		X
10 Did any persons become substantial contributors during the tax year? If "Yes," attach a schedule listing their names and addresses		X

N/A

**Part VII-A Statements Regarding Activities** (continued)

11	At any time during the year, did the foundation, directly or indirectly, own a controlled entity within the meaning of section 512(b)(13)? If "Yes," attach schedule (see instructions)	11		X
12	Did the foundation make a distribution to a donor advised fund over which the foundation or a disqualified person had advisory privileges? If "Yes," attach statement (see instructions)	12		X
13	Did the foundation comply with the public inspection requirements for its annual returns and exemption application? Website address ► <b>WWW.WIEBOLDTFOUNDATION.ORG</b>	13	X	
14	The books are in care of ► <b>MS. CARMEN PRIETO</b> Telephone no. ► <b>312-786-9377</b> Located at ► <b>53 W. JACKSON BLVD., SUITE 838, CHICAGO, IL</b> ZIP+4 ► <b>60604</b>			
15	Section 4947(a)(1) nonexempt charitable trusts filing Form 990-PF in lieu of Form 1041 - Check here and enter the amount of tax-exempt interest received or accrued during the year	15	N/A	
16	At any time during calendar year 2011, did the foundation have an interest in or a signature or other authority over a bank, securities, or other financial account in a foreign country? See the instructions for exceptions and filing requirements for Form TD F 90-22.1. If "Yes," enter the name of the foreign country ►	16	Yes	No X

**Part VII-B Statements Regarding Activities for Which Form 4720 May Be Required**

File Form 4720 if any item is checked in the "Yes" column, unless an exception applies.

	Yes	No
1a During the year did the foundation (either directly or indirectly):		
(1) Engage in the sale or exchange, or leasing of property with a disqualified person?	<input type="checkbox"/> Yes <input checked="" type="checkbox"/> No	
(2) Borrow money from, lend money to, or otherwise extend credit to (or accept it from) a disqualified person?	<input type="checkbox"/> Yes <input checked="" type="checkbox"/> No	
(3) Furnish goods, services, or facilities to (or accept them from) a disqualified person?	<input type="checkbox"/> Yes <input checked="" type="checkbox"/> No	
(4) Pay compensation to, or pay or reimburse the expenses of, a disqualified person?	<input type="checkbox"/> Yes <input checked="" type="checkbox"/> No	
(5) Transfer any income or assets to a disqualified person (or make any of either available for the benefit or use of a disqualified person)?	<input type="checkbox"/> Yes <input checked="" type="checkbox"/> No	
(6) Agree to pay money or property to a government official? (Exception. Check "No" if the foundation agreed to make a grant to or to employ the official for a period after termination of government service, if terminating within 90 days.)	<input type="checkbox"/> Yes <input checked="" type="checkbox"/> No	
b If any answer is "Yes" to 1a(1)-(6), did any of the acts fail to qualify under the exceptions described in Regulations section 53.4941(d)-3 or in a current notice regarding disaster assistance (see instructions)? Organizations relying on a current notice regarding disaster assistance check here	N/A	1b
c Did the foundation engage in a prior year in any of the acts described in 1a, other than excepted acts, that were not corrected before the first day of the tax year beginning in 2011?		1c X
2 Taxes on failure to distribute income (section 4942) (does not apply for years the foundation was a private operating foundation defined in section 4942(j)(3) or 4942(j)(5)):		
a At the end of tax year 2011, did the foundation have any undistributed income (lines 6d and 6e, Part XIII) for tax year(s) beginning before 2011? If "Yes," list the years ►	<input type="checkbox"/> Yes <input checked="" type="checkbox"/> No	
b Are there any years listed in 2a for which the foundation is <b>not</b> applying the provisions of section 4942(a)(2) (relating to incorrect valuation of assets) to the year's undistributed income? (If applying section 4942(a)(2) to all years listed, answer "No" and attach statement - see instructions.)	N/A	2b
c If the provisions of section 4942(a)(2) are being applied to any of the years listed in 2a, list the years here. ►		
3a Did the foundation hold more than a 2% direct or indirect interest in any business enterprise at any time during the year?	<input type="checkbox"/> Yes <input checked="" type="checkbox"/> No	
b If "Yes," did it have excess business holdings in 2011 as a result of (1) any purchase by the foundation or disqualified persons after May 26, 1969; (2) the lapse of the 5-year period (or longer period approved by the Commissioner under section 4943(c)(7)) to dispose of holdings acquired by gift or bequest; or (3) the lapse of the 10-, 15-, or 20-year first phase holding period? (Use Schedule C, Form 4720, to determine if the foundation had excess business holdings in 2011.)	N/A	3b
4a Did the foundation invest during the year any amount in a manner that would jeopardize its charitable purposes?		4a X
b Did the foundation make any investment in a prior year (but after December 31, 1969) that could jeopardize its charitable purpose that had not been removed from jeopardy before the first day of the tax year beginning in 2011?		4b X

Form 990-PF (2011)

**Part VII-B** Statements Regarding Activities for Which Form 4720 May Be Required (continued)**5a** During the year did the foundation pay or incur any amount to:

(1) Carry on propaganda, or otherwise attempt to influence legislation (section 4945(e))?

☐ Yes ☒ No

(2) Influence the outcome of any specific public election (see section 4955); or to carry on, directly or indirectly, any voter registration drive?

☐ Yes ☒ No

(3) Provide a grant to an individual for travel, study, or other similar purposes?

☐ Yes ☒ No

(4) Provide a grant to an organization other than a charitable, etc., organization described in section 509(a)(1), (2), or (3), or section 4940(d)(2)?

☐ Yes ☒ No

(5) Provide for any purpose other than religious, charitable, scientific, literary, or educational purposes, or for the prevention of cruelty to children or animals?

☐ Yes ☒ No**b** If any answer is "Yes" to 5a(1)-(5), did **any** of the transactions fail to qualify under the exceptions described in Regulations section 53.4945 or in a current notice regarding disaster assistance (see instructions)?

N/A

**5b**▶ ☐**c** If the answer is "Yes" to question 5a(4), does the foundation claim exemption from the tax because it maintained expenditure responsibility for the grant?

N/A

☐ Yes ☐ No

If "Yes," attach the statement required by Regulations section 53.4945-5(d).

**6a** Did the foundation, during the year, receive any funds, directly or indirectly, to pay premiums on a personal benefit contract?☐ Yes ☒ No**b** Did the foundation, during the year, pay premiums, directly or indirectly, on a personal benefit contract?**6b****X**

If "Yes" to 6b, file Form 8870.

**7a** At any time during the tax year, was the foundation a party to a prohibited tax shelter transaction?☐ Yes ☒ No**b** If "Yes," did the foundation receive any proceeds or have any net income attributable to the transaction?

N/A

**7b****Part VIII** Information About Officers, Directors, Trustees, Foundation Managers, Highly Paid Employees, and Contractors**1** List all officers, directors, trustees, foundation managers and their compensation.

(a) Name and address	(b) Title, and average hours per week devoted to position	(c) Compensation (If not paid, enter -0-)	(d) Contributions to employee benefit plans and deferred compensation	(e) Expense account, other allowances
REGINA MCGRAW	EXEC. DIR.			
53 W. JACKSON BLVD.				
CHICAGO, IL 60604	40.00	94,802.	9,480.	0.
PLEASE SEE ATTACHED LIST.				
ALL SERVE ON A VOLUNTARY BASIS AND	0.00	0.	0.	0.
CAN BE REACHED AT FOUNDATION'S OFFICE				

**2** Compensation of five highest-paid employees (other than those included on line 1). If none, enter "NONE."

(a) Name and address of each employee paid more than \$50,000	(b) Title, and average hours per week devoted to position	(c) Compensation	(d) Contributions to employee benefit plans and deferred compensation	(e) Expense account, other allowances
M. CARMEN PRIETO - 53 W. JACKSON	ASST. DIR.			
BLVD., CHICAGO, IL 60604	40.00	82,948.	8,295.	0.

**Total** number of other employees paid over \$50,000

0

Form 990-PF (2011)

**Part VIII****Information About Officers, Directors, Trustees, Foundation Managers, Highly Paid Employees, and Contractors** (continued)**3** Five highest-paid independent contractors for professional services. If none, enter "NONE."

(a) Name and address of each person paid more than \$50,000	(b) Type of service	(c) Compensation
NONE		

Total number of others receiving over \$50,000 for professional services

0

**Part IX-A** Summary of Direct Charitable Activities

List the foundation's four largest direct charitable activities during the tax year. Include relevant statistical information such as the number of organizations and other beneficiaries served, conferences convened, research papers produced, etc.

	Expenses
1 NONE	
	0.
2	
3	
4	

**Part IX-B** Summary of Program-Related Investments

Describe the two largest program-related investments made by the foundation during the tax year on lines 1 and 2.

	Amount
1	
2 SEE ATTACHED	
	40,000.
All other program-related investments. See instructions.	
3	
<b>Total.</b> Add lines 1 through 3	40,000.

Form 990-PF (2011)



**Part X** Minimum Investment Return (All domestic foundations must complete this part. Foreign foundations, see instructions.)

<b>1</b>	Fair market value of assets not used (or held for use) directly in carrying out charitable, etc., purposes:		
<b>a</b>	Average monthly fair market value of securities	<b>1a</b>	17,654,750.
<b>b</b>	Average of monthly cash balances	<b>1b</b>	87,832.
<b>c</b>	Fair market value of all other assets	<b>1c</b>	10,211.
<b>d</b>	<b>Total</b> (add lines 1a, b, and c)	<b>1d</b>	17,752,793.
<b>e</b>	Reduction claimed for blockage or other factors reported on lines 1a and 1c (attach detailed explanation)	<b>1e</b>	0.
<b>2</b>	Acquisition indebtedness applicable to line 1 assets	<b>2</b>	0.
<b>3</b>	Subtract line 2 from line 1d	<b>3</b>	17,752,793.
<b>4</b>	Cash deemed held for charitable activities. Enter 1 1/2% of line 3 (for greater amount, see instructions)	<b>4</b>	266,292.
<b>5</b>	<b>Net value of noncharitable-use assets.</b> Subtract line 4 from line 3. Enter here and on Part V, line 4	<b>5</b>	17,486,501.
<b>6</b>	<b>Minimum investment return.</b> Enter 5% of line 5	<b>6</b>	874,325.

**Part XI** Distributable Amount (see instructions) (Section 4942(j)(3) and (j)(5) private operating foundations and certain foreign organizations check here ☐ and do not complete this part.)

<b>1</b>	Minimum investment return from Part X, line 6	<b>1</b>	874,325.
<b>2a</b>	Tax on investment income for 2011 from Part VI, line 5	<b>2a</b>	7,366.
<b>b</b>	Income tax for 2011. (This does not include the tax from Part VI.)	<b>2b</b>	
<b>c</b>	Add lines 2a and 2b	<b>2c</b>	7,366.
<b>3</b>	Distributable amount before adjustments. Subtract line 2c from line 1	<b>3</b>	866,959.
<b>4</b>	Recoveries of amounts treated as qualifying distributions	<b>4</b>	50,000.
<b>5</b>	Add lines 3 and 4	<b>5</b>	916,959.
<b>6</b>	Deduction from distributable amount (see instructions)	<b>6</b>	0.
<b>7</b>	<b>Distributable amount as adjusted.</b> Subtract line 6 from line 5. Enter here and on Part XIII, line 1	<b>7</b>	916,959.

**Part XII** Qualifying Distributions (see instructions)

<b>1</b>	Amounts paid (including administrative expenses) to accomplish charitable, etc., purposes:		
<b>a</b>	Expenses, contributions, gifts, etc. - total from Part I, column (d), line 26	<b>1a</b>	925,239.
<b>b</b>	Program-related investments - total from Part IX-B	<b>1b</b>	40,000.
<b>2</b>	Amounts paid to acquire assets used (or held for use) directly in carrying out charitable, etc., purposes	<b>2</b>	
<b>3</b>	Amounts set aside for specific charitable projects that satisfy the:		
<b>a</b>	Suitability test (prior IRS approval required)	<b>3a</b>	
<b>b</b>	Cash distribution test (attach the required schedule)	<b>3b</b>	
<b>4</b>	<b>Qualifying distributions.</b> Add lines 1a through 3b. Enter here and on Part V, line 8, and Part XIII, line 4	<b>4</b>	965,239.
<b>5</b>	Foundations that qualify under section 4940(e) for the reduced rate of tax on net investment income. Enter 1% of Part I, line 27b	<b>5</b>	0.
<b>6</b>	<b>Adjusted qualifying distributions.</b> Subtract line 5 from line 4	<b>6</b>	965,239.

**Note.** The amount on line 6 will be used in Part V, column (b), in subsequent years when calculating whether the foundation qualifies for the section 4940(e) reduction of tax in those years.

**Part XIII** Undistributed Income (see instructions)

	(a) Corpus	(b) Years prior to 2010	(c) 2010	(d) 2011
<b>1</b> Distributable amount for 2011 from Part XI, line 7				916,959.
<b>2</b> Undistributed income, if any, as of the end of 2011				
<b>a</b> Enter amount for 2010 only			0.	
<b>b</b> Total for prior years:		0.		
<b>3</b> Excess distributions carryover, if any, to 2011:				
<b>a</b> From 2006				
<b>b</b> From 2007	122,516.			
<b>c</b> From 2008	244,649.			
<b>d</b> From 2009	316,487.			
<b>e</b> From 2010	193,363.			
<b>f</b> Total of lines 3a through e	877,015.			
<b>4</b> Qualifying distributions for 2011 from Part XII, line 4: ► \$ 965,239.				
<b>a</b> Applied to 2010, but not more than line 2a			0.	
<b>b</b> Applied to undistributed income of prior years (Election required - see instructions)		0.		
<b>c</b> Treated as distributions out of corpus (Election required - see instructions)	0.			
<b>d</b> Applied to 2011 distributable amount				916,959.
<b>e</b> Remaining amount distributed out of corpus	48,280.			
<b>5</b> Excess distributions carryover applied to 2011 (If an amount appears in column (d), the same amount must be shown in column (a))	0.			0.
<b>6</b> Enter the net total of each column as indicated below:				
<b>a</b> Corpus Add lines 3f, 4c, and 4e Subtract line 5	925,295.			
<b>b</b> Prior years' undistributed income. Subtract line 4b from line 2b		0.		
<b>c</b> Enter the amount of prior years' undistributed income for which a notice of deficiency has been issued, or on which the section 4942(a) tax has been previously assessed		0.		
<b>d</b> Subtract line 6c from line 6b. Taxable amount - see instructions		0.		
<b>e</b> Undistributed income for 2010. Subtract line 4a from line 2a. Taxable amount - see instr.			0.	
<b>f</b> Undistributed income for 2011. Subtract lines 4d and 5 from line 1. This amount must be distributed in 2012				0.
<b>7</b> Amounts treated as distributions out of corpus to satisfy requirements imposed by section 170(b)(1)(F) or 4942(g)(3)	0.			
<b>8</b> Excess distributions carryover from 2006 not applied on line 5 or line 7	0.			
<b>9</b> Excess distributions carryover to 2012 Subtract lines 7 and 8 from line 6a	925,295.			
<b>10</b> Analysis of line 9:				
<b>a</b> Excess from 2007	122,516.			
<b>b</b> Excess from 2008	244,649.			
<b>c</b> Excess from 2009	316,487.			
<b>d</b> Excess from 2010	193,363.			
<b>e</b> Excess from 2011	48,280.			

**Part XIV Private Operating Foundations** (see instructions and Part VII-A, question 9)

N/A

- 1 a** If the foundation has received a ruling or determination letter that it is a private operating foundation, and the ruling is effective for 2011, enter the date of the ruling

**b** Check box to indicate whether the foundation is a private operating foundation described in section ☐ 4942(j)(3) or ☐ 4942(j)(5)

- 2 a** Enter the lesser of the adjusted net income from Part I or the minimum investment return from Part X for each year listed

Tax year	Prior 3 years				(e) Total
	(a) 2011	(b) 2010	(c) 2009	(d) 2008	
<b>b</b> 85% of line 2a					
<b>c</b> Qualifying distributions from Part XII, line 4 for each year listed					
<b>d</b> Amounts included in line 2c not used directly for active conduct of exempt activities					
<b>e</b> Qualifying distributions made directly for active conduct of exempt activities. Subtract line 2d from line 2c					
<b>3</b> Complete 3a, b, or c for the alternative test relied upon:					
<b>a</b> "Assets" alternative test - enter:					
<b>(1)</b> Value of all assets					
<b>(2)</b> Value of assets qualifying under section 4942(j)(3)(B)(i)					
<b>b</b> "Endowment" alternative test - enter 2/3 of minimum investment return shown in Part X, line 6 for each year listed					
<b>c</b> "Support" alternative test - enter:					
<b>(1)</b> Total support other than gross investment income (interest, dividends, rents, payments on securities loans (section 512(a)(5)), or royalties)					
<b>(2)</b> Support from general public and 5 or more exempt organizations as provided in section 4942(j)(3)(B)(iii)					
<b>(3)</b> Largest amount of support from an exempt organization					
<b>(4)</b> Gross investment income					

**Part XV Supplementary Information** (Complete this part only if the foundation had \$5,000 or more in assets at any time during the year-see instructions.)**1 Information Regarding Foundation Managers:**

- a** List any managers of the foundation who have contributed more than 2% of the total contributions received by the foundation before the close of any tax year (but only if they have contributed more than \$5,000). (See section 507(d)(2).)

NONE

- b** List any managers of the foundation who own 10% or more of the stock of a corporation (or an equally large portion of the ownership of a partnership or other entity) of which the foundation has a 10% or greater interest.

NONE

**2 Information Regarding Contribution, Grant, Gift, Loan, Scholarship, etc., Programs:**

Check here ☐ if the foundation only makes contributions to preselected charitable organizations and does not accept unsolicited requests for funds. If the foundation makes gifts, grants, etc. (see instructions) to individuals or organizations under other conditions, complete items 2a, b, c, and d.

- a** The name, address, and telephone number of the person to whom applications should be addressed:

CARMEN PRIETO, 312-786-9377  
53 W JACKSON BLVD, CHICAGO, IL 60604

- b** The form in which applications should be submitted and information and materials they should include:

SEE ATTACHMENT

- c** Any submission deadlines:

SEE ATTACHMENT

- d** Any restrictions or limitations on awards, such as by geographical areas, charitable fields, kinds of institutions, or other factors:

SEE ATTACHMENT





**Part XVII Information Regarding Transfers To and Transactions and Relationships With Noncharitable Exempt Organizations**

		Yes	No
1	Did the organization directly or indirectly engage in any of the following with any other organization described in section 501(c) of the Code (other than section 501(c)(3) organizations) or in section 527, relating to political organizations?		
a	Transfers from the reporting foundation to a noncharitable exempt organization of:		
	(1) Cash	1a(1)	X
	(2) Other assets	1a(2)	X
b	Other transactions:		
	(1) Sales of assets to a noncharitable exempt organization	1b(1)	X
	(2) Purchases of assets from a noncharitable exempt organization	1b(2)	X
	(3) Rental of facilities, equipment, or other assets	1b(3)	X
	(4) Reimbursement arrangements	1b(4)	X
	(5) Loans or loan guarantees	1b(5)	X
	(6) Performance of services or membership or fundraising solicitations	1b(6)	X
c	Sharing of facilities, equipment, mailing lists, other assets, or paid employees	1c	X
d	If the answer to any of the above is "Yes," complete the following schedule. Column (b) should always show the fair market value of the goods, other assets, or services given by the reporting foundation. If the foundation received less than fair market value in any transaction or sharing arrangement, show in column (d) the value of the goods, other assets, or services received.		

[illegible]

**2a** Is the foundation directly or indirectly affiliated with, or related to, one or more tax-exempt organizations described in section 501(c) of the Code (other than section 501(c)(3)) or in section 527? ☐ Yes ☒ No

b If "Yes," complete the following schedule.		
(a) Name of organization	(b) Type of organization	(c) Description of relationship
N/A		

Under penalties of perjury, I declare that I have examined this return, including accompanying schedules and statements, and to the best of my knowledge and belief, it is true, correct, and complete. Declaration of preparer (other than taxpayer) is based on all information of which preparer has any knowledge.

**Sign Here**

*WLB Foundation*  
 by: *[Signature]*  
 Signature of officer or trustee
 

 Date *5-14-12*

 Title *Trustee*

May the IRS discuss this return with the preparer shown below (see instr.)?

☒ Yes
 ☐ No

<b>Paid Preparer Use Only</b>	Print/Type preparer's name <i>A. J. Ruzicka Jr.</i>	Preparer's signature <i>A. J. Ruzicka Jr.</i>	Date <i>5-9-12</i>	Check <input type="checkbox"/> if self-employed	PTIN <b>P00446466</b>
	Firm's name ▶ <b>RUZICKA &amp; ASSOCIATES, LTD.</b>				Firm's EIN ▶ <b>36-3182496</b>
	Firm's address ▶ <b>333 SKOKIE BOULEVARD #105 NORTHBROOK, IL 60062</b>				Phone no. <b>(847) 446-6400</b>

## 2011 DEPRECIATION AND AMORTIZATION REPORT

FORM 990-PF PAGE 1

990-PF

Asset No	Description	Date Acquired	Method	Life	Line No	Unadjusted Cost Or Basis	Bus % Excl	* Reduction In Basis	Basis For Depreciation	Accumulated Depreciation	Current Sec 179	Current Year Deduction
1	FURNITURE AND EQUIPMENT	VARIABLE	SL	8.00	16	8,261.			8,261.	8,261.		0.
2	COMPUTER	060194	SL	8.00	16	8,833.			8,833.	8,833.		0.
3	COMPUTER	070196	SL	8.00	16	3,401.			3,401.	3,401.		0.
4	COPIER	020196	SL	8.00	16	12,544.			12,544.	12,544.		0.
5	COMPUTER	120197	SL	8.00	16	2,378.			2,378.	2,377.		0.
6	FAX MACHINE	040197	SL	8.00	16	1,278.			1,278.	1,275.		0.
7	COMPUTER	060199	SL	8.00	16	2,248.			2,248.	2,248.		0.
8	COMPUTER SOFTWARE	123199	SL	8.00	16	5,750.			5,750.	5,750.		0.
9	COPIER	102600	SL	8.00	16	10,350.			10,350.	10,350.		0.
10	PRINTER	110600	SL	8.00	16	2,117.			2,117.	2,117.		0.
11	COMPUTER	102900	SL	8.00	16	1,230.			1,230.	1,230.		0.
12	COMPUTER	121400	SL	8.00	16	2,423.			2,423.	2,423.		0.
13	TELEPHONE SYSTEM	110300	SL	8.00	16	4,325.			4,325.	4,325.		0.
14	FURNITURE	110600	SL	8.00	16	3,463.			3,463.	3,463.		0.
15	FURNITURE	011001	SL	8.00	16	539.			539.	539.		0.
16	OFFICE EQUIPMENT	011001	SL	8.00	16	750.			750.	750.		0.
17	COMPUTER EQUIPMENT	063001	SL	8.00	16	4,125.			4,125.	4,125.		0.
18	COMPUTER EQUIPMENT	063003	SL	8.00	16	19,151.			19,151.	19,151.		0.

128102  
05-01-11

(D) - Asset disposed

\* ITC, Section 179, Salvage, Bonus, Commercial Revitalization Deduction

## 2011 DEPRECIATION AND AMORTIZATION REPORT

FORM 990-PF PAGE 1

990-PF

Asset No	Description	Date Acquired	Method	Life	Line No	Unadjusted Cost Or Basis	Bus % Excl	* Reduction In Basis	Basis For Depreciation	Accumulated Depreciation	Current Sec 179	Current Year Deduction
19	COMPUTER EQUIPMENT	063005	SL	5.00	16	2,755.			2,755.	2,755.		0.
20	COMPUTER EQUIPMENT	063009	SL	5.00	16	12,873.			12,873.	3,862.		2,575.
	* TOTAL 990-PF PG 1 DEPR					108,794.		0.	108,794.	99,779.	0.	2,575.



---



---

**FORM 990-PF INTEREST ON SAVINGS AND TEMPORARY CASH INVESTMENTS STATEMENT 1**


---

SOURCE	AMOUNT
MONEY MARKET FUND	25.
TOTAL TO FORM 990-PF, PART I, LINE 3, COLUMN A	25.

---



---



---



---

**FORM 990-PF DIVIDENDS AND INTEREST FROM SECURITIES STATEMENT 2**


---

SOURCE	GROSS AMOUNT	CAPITAL GAINS DIVIDENDS	COLUMN (A) AMOUNT
NORTHERN TRUST CUSTODIAL	555,643.	142,954.	412,689.
TOTAL TO FM 990-PF, PART I, LN 4	555,643.	142,954.	412,689.

---



---



---



---

**FORM 990-PF OTHER INCOME STATEMENT 3**


---

DESCRIPTION	(A) REVENUE PER BOOKS	(B) NET INVEST- MENT INCOME	(C) ADJUSTED NET INCOME
PROGRAM RELATED INVESTMENTS	8,800.	0.	0.
TOTAL TO FORM 990-PF, PART I, LINE 11	8,800.	0.	0.

---



---



---



---

**FORM 990-PF ACCOUNTING FEES STATEMENT 4**


---

DESCRIPTION	(A) EXPENSES PER BOOKS	(B) NET INVEST- MENT INCOME	(C) ADJUSTED NET INCOME	(D) CHARITABLE PURPOSES
ACCOUNTING AND AUDIT	6,295.	5,036.	0.	1,259.
TO FORM 990-PF, PG 1, LN 16B	6,295.	5,036.	0.	1,259.

---



---

FORM 990-PF	OTHER PROFESSIONAL FEES			STATEMENT 5
DESCRIPTION	(A) EXPENSES PER BOOKS	(B) NET INVEST- MENT INCOME	(C) ADJUSTED NET INCOME	(D) CHARITABLE PURPOSES
OUTSIDE SERVICES	650.	33.	0.	617.
CUSTODIAL FEES	23,727.	23,727.	0.	0.
PENSION ADMINISTRATION	1,200.	60.	0.	1,140.
PAYROLL PROCESSING	1,744.	87.	0.	1,657.
TO FORM 990-PF, PG 1, LN 16C	27,321.	23,907.	0.	3,414.

FORM 990-PF	TAXES			STATEMENT 6
DESCRIPTION	(A) EXPENSES PER BOOKS	(B) NET INVEST- MENT INCOME	(C) ADJUSTED NET INCOME	(D) CHARITABLE PURPOSES
PAYROLL	13,598.	680.	0.	12,918.
EXCISE	7,498.	0.	0.	0.
TO FORM 990-PF, PG 1, LN 18	21,096.	680.	0.	12,918.

FORM 990-PF	OTHER EXPENSES			STATEMENT 7
DESCRIPTION	(A) EXPENSES PER BOOKS	(B) NET INVEST- MENT INCOME	(C) ADJUSTED NET INCOME	(D) CHARITABLE PURPOSES
INSURANCE	4,283.	214.	0.	4,069.
TELEPHONE	3,547.	355.	0.	3,192.
OFFICE SUPPLIES	1,601.	80.	0.	1,521.
POSTAGE	874.	44.	0.	830.
PHILANTROPY	6,573.	6,573.	0.	0.
MISCELLANEOUS	102.	0.	0.	102.
TO FORM 990-PF, PG 1, LN 23	16,980.	7,266.	0.	9,714.

FORM 990-PF	CORPORATE STOCK	STATEMENT	8
DESCRIPTION	BOOK VALUE	FAIR MARKET VALUE	
COMMON STOCKS	8,784,529.	8,784,529.	
TOTAL TO FORM 990-PF, PART II, LINE 10B	8,784,529.	8,784,529.	

FORM 990-PF	CORPORATE BONDS	STATEMENT	9
DESCRIPTION	BOOK VALUE	FAIR MARKET VALUE	
FIXED INCOME	5,037,575.	5,037,575.	
TOTAL TO FORM 990-PF, PART II, LINE 10C	5,037,575.	5,037,575.	

FORM 990-PF	OTHER INVESTMENTS	STATEMENT	10
DESCRIPTION	VALUATION METHOD	BOOK VALUE	FAIR MARKET VALUE
PROGRAM RELATED INVESTMENTS	FMV	530,000.	530,000.
OTHER FUNDS	COST	2,221,139.	2,221,139.
TOTAL TO FORM 990-PF, PART II, LINE 13		2,751,139.	2,751,139.

FORM 990-PF	DEPRECIATION OF ASSETS NOT HELD FOR INVESTMENT	STATEMENT	11
-------------	--	-----------	----

DESCRIPTION	COST OR OTHER BASIS	ACCUMULATED DEPRECIATION	BOOK VALUE
FURNITURE AND EQUIPMENT	8,261.	8,261.	0.
COMPUTER	8,833.	8,833.	0.
COMPUTER	3,401.	3,401.	0.
COPIER	12,544.	12,544.	0.
COMPUTER	2,378.	2,377.	1.
FAX MACHINE	1,278.	1,275.	3.
COMPUTER	2,248.	2,248.	0.
COMPUTER SOFTWARE	5,750.	5,750.	0.
COPIER	10,350.	10,350.	0.
PRINTER	2,117.	2,117.	0.

COMPUTER	1,230.	1,230.	0.
COMPUTER	2,423.	2,423.	0.
TELEPHONE SYSTEM	4,325.	4,325.	0.
FURNITURE	3,463.	3,463.	0.
FURNITURE	539.	539.	0.
OFFICE EQUIPMENT	750.	750.	0.
COMPUTER EQUIPMENT	4,125.	4,125.	0.
COMPUTER EQUIPMENT	19,151.	19,151.	0.
COMPUTER EQUIPMENT	2,755.	2,755.	0.
COMPUTER EQUIPMENT	12,873.	6,437.	6,436.
TOTAL TO FM 990-PF, PART II, LN 14	108,794.	102,354.	6,440.

FORM 990-PF	OTHER ASSETS	STATEMENT 12
-------------	--------------	--------------

DESCRIPTION	BEGINNING OF YR BOOK VALUE	END OF YEAR BOOK VALUE	FAIR MARKET VALUE
ACCRUED INTEREST AND DIVIDENDS	742.	678.	678.
TO FORM 990-PF, PART II, LINE 15	742.	678.	678.

FORM 990-PF	OTHER LIABILITIES	STATEMENT 13
-------------	-------------------	--------------

DESCRIPTION	BOY AMOUNT	EOY AMOUNT
FEDERAL EXCISE TAXES PAYABLE	-2,843.	4,654.
TOTAL TO FORM 990-PF, PART II, LINE 22	-2,843.	4,654.

# **Depreciation and Amortization 990-PF** (Including Information on Listed Property)

Department of the Treasury  
Internal Revenue Service (99)

▶ See separate instructions.

▶ Attach to your tax return.

Name(s) shown on return

Business or activity to which this form relates

Identifying number

WIEBOLDT FOUNDATION

FORM 990-PF PAGE 1

36-2167955

## **Part I Election To Expense Certain Property Under Section 179** Note: If you have any listed property, complete Part V before you complete Part I

1	Maximum amount (see instructions)	1	500,000.
2	Total cost of section 179 property placed in service (see instructions)	2	
3	Threshold cost of section 179 property before reduction in limitation	3	2,000,000.
4	Reduction in limitation. Subtract line 3 from line 2. If zero or less, enter -0-	4	
5	Dollar limitation for tax year. Subtract line 4 from line 1. If zero or less, enter -0-. If married filing separately, see instructions	5	
6	(a) Description of property	(b) Cost (business use only)	(c) Elected cost
7	Listed property. Enter the amount from line 29	7	
8	Total elected cost of section 179 property. Add amounts in column (c), lines 6 and 7	8	
9	Tentative deduction. Enter the smaller of line 5 or line 8	9	
10	Carryover of disallowed deduction from line 13 of your 2010 Form 4562	10	
11	Business income limitation. Enter the smaller of business income (not less than zero) or line 5	11	
12	Section 179 expense deduction. Add lines 9 and 10, but do not enter more than line 11.	12	
13	Carryover of disallowed deduction to 2012. Add lines 9 and 10, less line 12	13	

Note: Do not use Part II or Part III below for listed property. Instead, use Part V.

## **Part II Special Depreciation Allowance and Other Depreciation (Do not include listed property)**

14	Special depreciation allowance for qualified property (other than listed property) placed in service during the tax year	14	
15	Property subject to section 168(f)(1) election	15	
16	Other depreciation (including ACRS)	16	2,575.

## **Part III MACRS Depreciation (Do not include listed property) (See instructions)**

### **Section A**

17	MACRS deductions for assets placed in service in tax years beginning before 2011	17	
18	If you are electing to group any assets placed in service during the tax year into one or more general asset accounts, check here <input type="checkbox"/>		

### **Section B - Assets Placed in Service During 2011 Tax Year Using the General Depreciation System**

(a) Classification of property	(b) Month and year placed in service	(c) Basis for depreciation (business/investment use only - see instructions)	(d) Recovery period	(e) Convention	(f) Method	(g) Depreciation deduction
19a 3-year property						
b 5-year property						
c 7-year property						
d 10-year property						
e 15-year property						
f 20-year property						
g 25-year property			25 yrs		S/L	
h Residential rental property	/		27.5 yrs	MM	S/L	
i Nonresidential real property	/		39 yrs	MM	S/L	

### **Section C - Assets Placed in Service During 2011 Tax Year Using the Alternative Depreciation System**

20a Class life					S/L	
b 12-year			12 yrs		S/L	
c 40-year	/		40 yrs	MM	S/L	

## **Part IV Summary (See instructions.)**

21	Listed property. Enter amount from line 28	21	
22	Total. Add amounts from line 12, lines 14 through 17, lines 19 and 20 in column (g), and line 21. Enter here and on the appropriate lines of your return. Partnerships and S corporations - see instr	22	2,575.
23	For assets shown above and placed in service during the current year, enter the portion of the basis attributable to section 263A costs	23	

**Part V****Listed Property** (Include automobiles, certain other vehicles, certain computers, and property used for entertainment, recreation, or amusement.)**Note:** For any vehicle for which you are using the standard mileage rate or deducting lease expense, complete only 24a, 24b, columns (a) through (c) of Section A, all of Section B, and Section C if applicable.**Section A - Depreciation and Other Information** (Caution: See the instructions for limits for passenger automobiles.)**24a** Do you have evidence to support the business/investment use claimed? ☐ Yes ☐ No **24b** If "Yes," is the evidence written? ☐ Yes ☐ No

(a) Type of property (list vehicles first)	(b) Date placed in service	(c) Business/ investment use percentage	(d) Cost or other basis	(e) Basis for depreciation (business/investment use only)	(f) Recovery period	(g) Method/ Convention	(h) Depreciation deduction	(i) Elected section 179 cost
<b>25</b> Special depreciation allowance for qualified listed property placed in service during the tax year and used more than 50% in a qualified business use							<b>25</b>	
<b>26</b> Property used more than 50% in a qualified business use:								
		%						
		%						
		%						
<b>27</b> Property used 50% or less in a qualified business use								
		%				S/L -		
		%				S/L -		
		%				S/L -		
<b>28</b> Add amounts in column (h), lines 25 through 27. Enter here and on line 21, page 1							<b>28</b>	
<b>29</b> Add amounts in column (i), line 26. Enter here and on line 7, page 1								<b>29</b>

**Section B - Information on Use of Vehicles**

Complete this section for vehicles used by a sole proprietor, partner, or other "more than 5% owner," or related person.

If you provided vehicles to your employees, first answer the questions in Section C to see if you meet an exception to completing this section for those vehicles.

	(a) Vehicle		(b) Vehicle		(c) Vehicle		(d) Vehicle		(e) Vehicle		(f) Vehicle	
<b>30</b> Total business/investment miles driven during the year (do not include commuting miles)												
<b>31</b> Total commuting miles driven during the year												
<b>32</b> Total other personal (noncommuting) miles driven												
<b>33</b> Total miles driven during the year Add lines 30 through 32												
<b>34</b> Was the vehicle available for personal use during off-duty hours?	Yes	No	Yes	No	Yes	No	Yes	No	Yes	No	Yes	No
<b>35</b> Was the vehicle used primarily by a more than 5% owner or related person?												
<b>36</b> Is another vehicle available for personal use?												


**Section C - Questions for Employers Who Provide Vehicles for Use by Their Employees**

Answer these questions to determine if you meet an exception to completing Section B for vehicles used by employees who are not more than 5% owners or related persons.

	Yes	No
<b>37</b> Do you maintain a written policy statement that prohibits all personal use of vehicles, including commuting, by your employees?		
<b>38</b> Do you maintain a written policy statement that prohibits personal use of vehicles, except commuting, by your employees? See the instructions for vehicles used by corporate officers, directors, or 1% or more owners		
<b>39</b> Do you treat all use of vehicles by employees as personal use?		
<b>40</b> Do you provide more than five vehicles to your employees, obtain information from your employees about the use of the vehicles, and retain the information received?		
<b>41</b> Do you meet the requirements concerning qualified automobile demonstration use?		

**Note:** If your answer to 37, 38, 39, 40, or 41 is "Yes," do not complete Section B for the covered vehicles.**Part VI Amortization**

(a) Description of costs	(b) Date amortization begins	(c) Amortizable amount	(d) Code section	(e) Amortization period or percentage	(f) Amortization for this year
<b>42</b> Amortization of costs that begins during your 2011 tax year.					
<b>43</b> Amortization of costs that began before your 2011 tax year					<b>43</b>
<b>44</b> Total. Add amounts in column (f). See the instructions for where to report					<b>44</b>



# Account Statement

December 1, 2011 - December 31, 2011

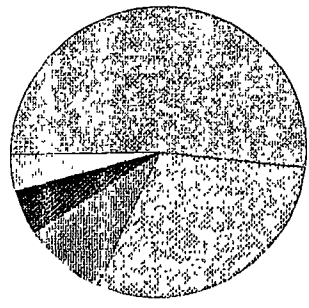
Account Number 23-8908  
WIEBOLDT FOUNDATION

## Financial Summary

### Account Market Values

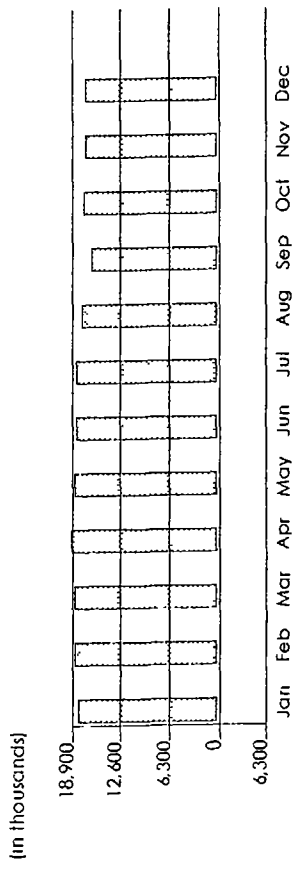
Asset Class	Value as of December 31, 2011	Value as of November 30, 2011	Change
Equity Securities	\$8,784,529.24	\$8,973,435.45	(\$188,906.21)
Fixed Income Securities	5,038,225.10	5,014,363.32	23,861.78
Hedge Funds	1,426,650.36	1,432,302.70	(5,652.34)
Commodities	794,489.05	898,149.72	(103,660.67)
Cash and Short Term Investments	681,744.01	545,030.29	136,713.72
<b>Total</b>	<b>\$16,725,637.76</b>	<b>\$16,863,281.48</b>	<b>(\$137,643.72)</b>

### Asset Allocation



- ☐ Equity Securities 52.5%
- ☐ Fixed Income Securities 30.1%
- ☐ Hedge Funds 8.5%
- ☒ Commodities 4.8%
- ☐ Cash and Short Term Investments 4.1%
- 100.0%**

### Value Over Time



Value Net Contributions/Withdrawals

### Investment Objective and Asset Allocation Guidelines

**Growth With Moderate Income**  
This objective is appropriate for aggressive investors with a long-term investment horizon who can also tolerate periods of negative returns during difficult markets in exchange for higher potential returns over time. The objective is intended to provide long-term capital appreciation with secondary concern for income. If this investment objective is no longer appropriate, please contact your Portfolio Manager.

	Standard	Accredited
Equity Securities	35 - 75 %	30 - 70 %
Fixed Income Securities	10 - 50 %	0 - 45 %
Alternatives	0 - 25 %	0 - 40 %
Cash and Short Term Investments	0 - 20 %	0 - 20 %

Asset allocation within an account may differ from the ranges outlined above depending on any number of factors, including but not limited to, the role of that specific account in the broader client asset allocation, account circumstances, client direction and market conditions. Should rebalancing of the account's asset allocation be appropriate, a reasonable amount of time will be required.

# Account Statement

December 1, 2011 - December 31, 2011

Account Number 23-89089  
WIEBOLDT FOUNDATION

## Portfolio Summary

Equity Securities	Market Value	Change From Prior Period	Cost	Unrealized Gain/Loss	Estimated Annual Income	Yield	% of Assets
Large Cap	\$ 3,899,930.61	\$ 28,124.50	\$ 4,636,856.36	(\$ 736,925.75)	\$ 76,248.64	2.0%	23.3%
Mid Cap	437,840.40	(\$ 5,395.30)	445,500.06	( 7,659.66)	2,125.20	0.5%	2.6%
Small Cap	432,968.38	(\$ 216.60)	484,066.27	( 51,097.89)	2,049.73	0.5%	2.6%
International Developed	2,746,591.55	(\$ 148,087.45)	4,229,040.07	( 1,482,448.52)	63,336.12	2.3%	16.4%
International Emerging	1,267,198.30	(\$ 63,331.36)	1,554,512.40	( 287,314.10)	17,677.93	1.4%	7.6%
<b>Total Equity Securities</b>	<b>\$ 8,784,529.24</b>	<b>(\$ 188,906.21)</b>	<b>\$ 11,349,975.16</b>	<b>(\$ 2,565,445.92)</b>	<b>\$ 161,437.62</b>	<b>1.8%</b>	<b>52.5%</b>
<b>Fixed Income Securities</b>							
Corporate/Government	4,759,987.05	23,959.81	4,583,895.36	175,855.26	183,784.22	3.9%	28.5%
High Yield	73,230.83	(\$ 120.33)	93,115.82	( 20,298.71)	4,964.74	6.8%	0.4%
International Developed	205,007.22	22.30	209,326.32	( 4,319.10)	5,577.71	2.7%	1.2%
<b>Total Fixed Income Securities</b>	<b>\$ 5,038,225.10</b>	<b>\$ 23,861.78</b>	<b>\$ 4,886,337.50</b>	<b>\$ 151,237.45</b>	<b>\$ 194,326.67</b>	<b>3.9%</b>	<b>30.1%</b>
<b>Hedge Funds</b>							
Hedge Fund of Funds	1,426,650.36	(\$ 5,652.34)	1,462,638.29	( 35,987.93)	0.00	0.0%	8.5%
<b>Total Hedge Funds</b>	<b>\$ 1,426,650.36</b>	<b>(\$ 5,652.34)</b>	<b>\$ 1,462,638.29</b>	<b>(\$ 35,987.93)</b>	<b>\$ 0.00</b>	<b>0.0%</b>	<b>8.5%</b>
<b>Commodities</b>							
Commodities	794,489.05	(\$ 103,660.67)	672,278.71	122,210.34	55,379.23	7.0%	4.8%
<b>Total Commodities</b>	<b>\$ 794,489.05</b>	<b>(\$ 103,660.67)</b>	<b>\$ 672,278.71</b>	<b>\$ 122,210.34</b>	<b>\$ 55,379.23</b>	<b>7.0%</b>	<b>4.8%</b>
<b>Cash and Short Term Investments</b>							

Continued on next page.



# Account Statement

December 1, 2011 - December 31, 2011

Account Number 23-8908  
WIEBOLDT FOUNDATION

## Portfolio Summary (continued)

	Market Value	Change From Prior Period	Cost	Unrealized Gain/Loss	Estimated Annual Income	Yield	% of Assets
Cash	681,744.01	136,713.72	681,715.77	0.00	68.17	0.0%	4.1%
Total Cash and Short Term Investments	\$ 681,744.01	\$ 136,713.72	\$ 681,715.77	\$ 0.00	\$ 68.17	0.0%	4.1%
Total Portfolio	\$ 16,725,637.76	(\$ 137,643.72)	\$ 19,052,945.43	(\$ 2,327,986.06)	\$ 411,211.69	2.5%	100.0%

# Account Statement

December 1, 2011 - December 31, 2011

Account Number 23-8908  
WIEBOLDT FOUNDATION

## Portfolio Details

	Market Price	Shares	Market Value	Cost	Unrealized Gain/(Loss)	Accrual	Estimated Annual Income	Yield	% of Asset
<b>Equity Securities - Large Cap</b>									
MFB NORTHERN INSTL FDS EQUITY INDEX PORTFOLIO CL A (BEIX)	\$12.480	312,494.44	\$3,899,930.61	\$4,636,856.36	(\$736,925.75)		\$76,248.64	2.0%	44.4%
<b>Total Large Cap</b>			<b>\$3,899,930.61</b>	<b>\$4,636,856.36</b>	<b>(\$736,925.75)</b>		<b>\$76,248.64</b>	<b>2.0%</b>	<b>44.4%</b>
<b>Equity Securities - Mid Cap</b>									
MFB NORTHERN MID CAP INDEX FD (NOMIX)	\$11.610	18,128.87	\$210,476.18	\$214,048.60	(\$3,572.42)		\$1,812.89	0.9%	2.4%
MFB NORTHERN MULTI-MANAGER MID CAP FUND (NMMCX)	10.920	20,820.90	227,364.22	231,451.46	(4,087.24)		312.31	0.1%	2.6%
<b>Total Mid Cap</b>			<b>\$437,840.40</b>	<b>\$445,500.06</b>	<b>(\$7,659.66)</b>		<b>\$2,125.20</b>	<b>0.5%</b>	<b>5.0%</b>
<b>Equity Securities - Small Cap</b>									
MFB NORTHERN INSTL FDS SMALL CO INDEX PORTFOLIO CL A (BSCAX)	\$16.520	12,652.64	\$209,021.61	\$218,859.87	(\$9,838.26)		\$2,049.73	1.0%	2.4%
MFB NORTHERN MULTI-MANAGER SMALL CAP FUND (NMMSX)	8.760	25,564.70	223,946.77	265,206.40	(41,259.63)				2.5%
<b>Total Small Cap</b>			<b>\$432,968.38</b>	<b>\$484,066.27</b>	<b>(\$51,097.89)</b>		<b>\$2,049.73</b>	<b>0.5%</b>	<b>4.9%</b>
<b>Equity Securities - International Developed</b>									
MFB NORTHERN INSTL FDS INTL EQUITY INDEX PORTFOLIO CL A (BIEIX)	\$7.280	187,919.03	\$1,368,050.53	\$2,266,815.74	(\$898,765.21)		\$36,832.13	2.7%	15.6%

Continued on next page.

# Account Statement


December 1, 2011 - December 31, 2011

Account Number 23-89089  
WIEBOLDT FOUNDATION

## Portfolio Details (continued)

	Market Price	Shares	Market Value	Cost	Unrealized Gain/(Loss)	Accrual	Estimated Annual Income	Yield	% of Assets
MFB NORTHERN MULTI-MANAGER INTL EQUITY FUND (NMMEX)	8.270	166,691.78	1,378,541.02	1,962,224.33	(583,683.31)		26,503.99	1.9%	15.7%
<b>Total International Region - USD</b>			<b>\$2,746,591.55</b>	<b>\$4,229,040.07</b>	<b>( \$1,482,448.52)</b>		<b>\$63,336.12</b>	<b>2.3%</b>	<b>31.3%</b>
<b>Total International Developed</b>			<b>\$2,746,591.55</b>	<b>\$4,229,040.07</b>	<b>( \$1,482,448.52)</b>		<b>\$63,336.12</b>	<b>2.3%</b>	<b>31.3%</b>
<b>Equity Securities - International Emerging</b>									
MFB NORTHERN FDS MULTI-MANAGER EMERGING MKTS EQUITY FD (NMMEX)	\$16.210	39,074.21	\$633,392.94	\$850,756.97	( \$217,364.03)		\$8,127.44	1.3%	7.2%
MFB NORTHERN FUNDS EMERGING MKTS EQUITY INDEX FUND (NOEMX)	10.220	62,016.18	633,805.36	703,755.43	( \$69,950.07)		9,550.49	1.5%	7.2%
<b>Total Emerging Markets Region - USD</b>			<b>\$1,267,198.30</b>	<b>\$1,554,512.40</b>	<b>( \$287,314.10)</b>		<b>\$17,677.93</b>	<b>1.4%</b>	<b>14.4%</b>
<b>Total International Emerging</b>			<b>\$1,267,198.30</b>	<b>\$1,554,512.40</b>	<b>( \$287,314.10)</b>		<b>\$17,677.93</b>	<b>1.4%</b>	<b>14.4%</b>
<b>Total Equity Securities</b>			<b>\$8,784,529.24</b>	<b>\$11,349,975.16</b>	<b>( \$2,565,445.92)</b>		<b>\$161,437.62</b>	<b>1.8%</b>	<b>100.0%</b>
<b>Fixed Income Securities - Corporate/ Government</b>									
2036 CMO BEAR STEARNS ARM TR 2006-2 PASSTHRU CTF CL IV-A-1 6 05424% 07-25-2036 REG (CMOI)	\$70.907	51,056.06 NR	\$36,202.37	\$51,131.84	( \$14,929.47)	\$236.43	\$2,837.26	7.8% 8.4%	0.7%

Continued on next page.



# Account Statement

December 1, 2011 - December 31, 2011

Account Number 23-8908  
WIEBOLDT FOUNDATION

## Portfolio Details (continued)

Funds	Market Price	Par Value/ Rating	Market Value	Cost	Unrealized Gain/(Loss)	Accrual	Estimated Annual Income	Yield/ YTM	% of Asset
MFB NORTHERN FUNDS BD INDEX FD (NOBOX)	10.910	302,348.29	3,298,619.84	3,082,279.22	216,340.62		98,867.89	3.0%	65.5%
MFO PIMCO FDS EMERGING LOCAL BD FD INSTLCL USD (PELX)	10.050	36,449.25	366,314.96	382,000.00	(15,685.04)		19,354.55	5.3%	7.3%
MFO PIMCO FDS PAC INVT MGMT SER HIGH YIELD FD INSTL CL (PHIIX)	8.980	61,713.35	554,185.88	586,238.58	(32,052.70)		42,026.79	7.6%	11.0%
MFO VANGUARD INFLATION PROTECTED SECURITIES FUND ADMIRAL (VAIPX)	27.710	18,203.81	504,427.57	482,245.72	22,181.85		20,697.73	4.1%	10.0%
<b>Total Corporate/ Government</b>			<b>\$4,759,750.62</b>	<b>\$4,583,895.36</b>	<b>\$175,855.26</b>	<b>\$236.43</b>	<b>\$183,784.22</b>	<b>3.9%</b>	<b>94.5%</b>
<b>Fixed Income Securities - High Yield</b>									
2037 CMO CHASE MTG FIN TR SER 2007-A1 CL 12-M3 FLT RT DUE 03-25-2037 BEC (CMOI)	\$78.705	92,519.51 Caa2	\$72,817.11	\$93,115.82	( \$20,298.71)	\$413.72	\$4,964.74	6.8% 7.2%	1.4%
<b>Total High Yield</b>			<b>\$72,817.11</b>	<b>\$93,115.82</b>	<b>( \$20,298.71)</b>	<b>\$413.72</b>	<b>\$4,964.74</b>	<b>6.8%</b>	<b>1.4%</b>
<b>Fixed Income Securities - International Developed</b>									
Funds									
MFO ROWE T PRICE INTERNATIONAL FUNDS INCINTERNATIONAL BOND FUND OPEN END FUND (RPBIX)	\$9.740	21,047.97	\$205,007.22	\$209,326.32	( \$4,319.10)		\$5,577.71	2.7%	4.1%
<b>Total International Region - USD</b>			<b>\$205,007.22</b>	<b>\$209,326.32</b>	<b>( \$4,319.10)</b>		<b>\$5,577.71</b>	<b>2.7%</b>	<b>4.1%</b>
<b>Total International Developed</b>			<b>\$205,007.22</b>	<b>\$209,326.32</b>	<b>( \$4,319.10)</b>		<b>\$5,577.71</b>	<b>2.7%</b>	<b>4.1%</b>

Continued on next page.

# Account Statement

December 1, 2011 - December 31, 2011

Account Number 23-89089  
WIEBOLDT FOUNDATION

## Portfolio Details (continued)

		Market Price	Par Value/ Rating	Market Value	Cost	Unrealized Gain/(Loss)	Accrual	Estimated Annual Income	Yield/ YTM	% of Assets
<b>Total Fixed Income Securities</b>				\$5,037,574.95	\$4,886,337.50	\$151,237.45	\$650.15	\$194,326.67	3.9%	100.0%
<b>Hedge Funds - Hedge Fund of Funds</b>										
	HF NORTHERN TRUST ALPHA STRATEGIES FUND	\$12.620	113,046.78	\$1,426,650.36	\$1,462,638.29	(\$35,987.93)				100.0%
<b>Total Hedge Fund of Funds</b>				\$1,426,650.36	\$1,462,638.29	(\$35,987.93)				100.0%
<b>Total Hedge Funds</b>				\$1,426,650.36	\$1,462,638.29	(\$35,987.93)				100.0%
<b>Commodities - Commodities</b>										
	MFC SPDR GOLD TR GOLD SHS (GLD)	\$151.990	4,031.00	\$612,671.69	\$478,019.37	\$134,652.32				77.1%
<b>Total Global Region - USD</b>				\$612,671.69	\$478,019.37	\$134,652.32		\$0.00	0.0%	77.1%
<b>Funds</b>										
	MFO PIMCO FDS PAC INVT MGMT SER COMMODITY REALRETURN STRATEGY FD INSTL (PCRIX)	6.540	27,800.82	181,817.36	194,259.34	(12,441.98)		55,379.23	30.5%	22.9%
<b>Total Commodities</b>				\$794,489.05	\$672,278.71	\$122,210.34		\$55,379.23	7.0%	100.0%
<b>Total Commodities</b>				\$794,489.05	\$672,278.71	\$122,210.34		\$55,379.23	7.0%	100.0%

Continued on next page.



# Account Statement

December 1, 2011 - December 31, 2011

Account Number 23-8908  
WIEBOLDT FOUNDATION

## Portfolio Details (continued)

	Market Price	Market Value	Cost	Unrealized Gain/(Loss)	Accrual	Estimated Annual Income	Yield/ YTM	% of Assets
<b>Cash and Short Term Investments - Cash</b>								
Available cash balances are invested daily in NORTHERN INSTL FDS DIVERSIFIED ASSETS PORTFOLIO .								
PRINCIPAL CASH	\$1.000	(916,974.08)	(\$916,974.08)	\$0.00				
INCOME CASH	1.000	1,598,689.85	1,598,689.85	0.00				
<b>Total Cash</b>		<b>\$681,715.77</b>	<b>\$681,715.77</b>	<b>\$0.00</b>	<b>\$28.24</b>	<b>\$68.17</b>	<b>0.0%</b>	
<b>Total Cash and Short Term Investments</b>		<b>\$681,715.77</b>	<b>\$681,715.77</b>	<b>\$0.00</b>	<b>\$28.24</b>	<b>\$68.17</b>	<b>0.0%</b>	
<b>Total Portfolio</b>		<b>\$16,724,959.37</b>	<b>\$19,052,945.43</b>	<b>(\$2,327,986.06)</b>	<b>\$678.39</b>	<b>\$411,211.69</b>	<b>2.5%</b>	

Total Accrual \$678.39

Total Value \$16,725,637.76



Wiebodt Foundation  
36-2167955  
Form 990PF  
December 31, 2011  
Program Related Investments

	Balance 12/31/10	New	Repaid	Part II Line 13 Balance 12/31/11
Chicago Community Loan Fund	400,000			400,000
Lawndale Christian Development Corporation	20,000		(10,000)	10,000
Chicago Community Ventures	40,000			40,000
Southside Federal Community	40,000	40,000	(40,000)	40,000
The Resurrection Project	40,000			40,000
	<u>540,000</u>	<u>40,000</u>	<u>(50,000)</u>	<u>530,000</u>

# 2011 Tax Information Statement

Page 7 of 19

Account Number: 23-89089  
 Recipient's Tax ID Number: XX-XXX7955  
 Recipient's Name and Address:  
 WIEBOLDT FOUNDATION  
 ATTN: REGINA MCGRAW  
 53 W. JACKSON BLVD. STE. 838  
 CHICAGO, IL 60604-3811

☐ Corrected ☐ 2nd TIN notice

THE NORTHERN TRUST COMPANY  
 P.O. BOX 803878  
 CHICAGO, IL 60680

## 2011 Proceeds from Broker and Barter Exchange Transactions

Sales are listed at Gross Proceeds less commissions and option premiums.

Number of shares	CUSIP	Description	Date Acquired	Date of Sale	Cost or Other Basis	Federal Income Tax	Net Gain or Loss	Withheld
<b>Short Term Sales</b>								
62745.1000	665162582	MFB NORTN FUNDS EMERGING MKTS EQTY INDEX FD	10/20/2010	01/26/2011	800,000.00	783,686.31	16,313.69	0.00
27299.7200	665162699	MFB NORTN HI YIELD FXD INC FD	Various	04/11/2011	204,747.88	202,318.70	2,429.18	0.00
5263.1600	693390841	PIMCO FDS PAC INVT MGMT SER HIGH YIELD FD INSTL CL	04/11/2011	04/20/2011	50,000.00	50,000.02	-0.02	0.00
1339.2900	665162483	MFB NORTN FDS MULTI-MANAGER EMERGING MKTS EQTY FD	01/26/2011	05/25/2011	30,000.00	30,415.28	-415.28	0.00
2827.4700	922031869	MFO VANGUARD FXD INC SECS FD INC INFLATION-PROTECTED SECS FD #119	Various	05/25/2011	39,462.30	38,000.00	1,462.30	0.00
2516.1800	922031737	MFO VANGUARD INFLATION PROTECTED SECURITIES FUND ADMIRAL	05/25/2011	09/23/2011	70,000.00	66,653.61	3,346.39	0.00
<b>Total Short Term Sales</b>					1,194,210.18	1,171,073.92	23,136.26	0.00
<b>Long Term 15% Sales</b>								
447.6700	07388DAF5	CMO BEAR STEARNS ARM TR 2006-2 PASSTHRU CTE CL IV-A-1 6.05424 07-25-2036 REG	10/18/2006	01/25/2011	447.67	448.33	-0.66	0.00
2035.8300	665130100	MFB NORTN MID CAP INDEX FD FD	10/19/2007	01/26/2011	25,000.00	26,282.56	-1,282.56	0.00
960.6200	665162566	MFB NORTN MULTIMGR SMALL CAP FD	Various	01/26/2011	10,000.00	11,511.87	-1,511.87	0.00
2102.6100	665162574	MFB NORTN MULTIMGR MID CAP FD	10/19/2007	01/26/2011	25,000.00	25,063.11	-63.11	0.00

This is important tax information and is being furnished to you.





# 2011 Tax Information Statement

Page 8 of 19

Recipient's Name and Address:  
WIEBOLDT FOUNDATION  
ATTN: REGINA MCGRAW  
53 W. JACKSON BLVD. STE. 838  
CHICAGO, IL 60604-3611

Account Number:  
23-89089  
XX-XXX7955

Recipient's Tax ID Number:

☐ Corrected ☐ 2nd TIN notice

THE NORTHERN TRUST COMPANY  
P.O. BOX 803878  
CHICAGO, IL 60680

Number of Shares	CUSIP	Description	Date Acquired	Date of Sale	Cost or Other Basis	Net Gain or Loss	Federal Income Tax
15515.9000	665278529	MFB NORTHERN INSTL FDS EQUITY INDEX PORTFOLIO CL A	10/19/2007	01/28/2011	272,148.89	-72,148.89	0.00
566.5700	665278560	MFB NORTHERN INSTL FDS SMALL CO INDEX PORTFOLIO CL A	10/18/2007	01/28/2011	10,441.88	-441.88	0.00
26737.9700	665162699	MFB NORTN HI YIELD FXD INC FD	10/19/2007	02/22/2011	213,903.76	-13,903.76	0.00
7662.8400	665278529	MFB NORTHERN INSTL FDS EQUITY INDEX PORTFOLIO CL A	10/19/2007	02/22/2011	134,406.21	-34,406.21	0.00
806.9200	07388DAF5	CMO BEAR STEARNS ARM TR 2006-2 PASSTHRU CTF CL IV-A-1 6.05424 07-25-2036 REG	10/18/2006	02/25/2011	808.12	-1.20	0.00
13440.8600	665162699	MFB NORTN HI YIELD FXD INC FD	10/19/2007	03/23/2011	107,526.88	-7,526.88	0.00
521.8000	07388DAF5	CMO BEAR STEARNS ARM TR 2006-2 PASSTHRU CTF CL IV-A-1 6.05424 07-25-2036 REG	10/18/2006	03/25/2011	521.80	-0.77	0.00
57871.6900	665162699	MFB NORTN HI YIELD FXD INC FD	Various	04/11/2011	453,709.28	-19,671.64	0.00
15325.6700	665278529	MFB NORTHERN INSTL FDS EQUITY INDEX PORTFOLIO CL A	10/19/2007	04/19/2011	200,000.00	-68,812.25	0.00
299.3100	07388DAF5	CMO BEAR STEARNS ARM TR 2006-2 PASSTHRU CTF CL IV-A-1 6.05424 07-25-2036 REG	10/18/2006	04/25/2011	299.31	-0.44	0.00
429.1200	07388DAF5	CMO BEAR STEARNS ARM TR 2006-2 PASSTHRU CTF CL IV-A-1 6.05424 07-25-2036 REG	10/18/2006	05/25/2011	429.12	-0.64	0.00
2323.7800	665130100	MFB NORTN MID CAP INDEX FD	10/19/2007	05/25/2011	30,000.00	0.00	0.00
2997.0000	665162658	MFB NORTN MULT-MANAGER INTL EQUITY FD	10/19/2007	05/25/2011	30,000.00	-8,661.30	0.00

This is important tax information and is being furnished to you.

# 2011 Tax Information Statement

Recipient's Name and Address:  
WIEBOLDT FOUNDATION  
ATTN: REGINA MCGRAW  
53 W. JACKSON BLVD. STE. 838  
CHICAGO, IL 60604-3611

Account Number: 23-89089  
Recipient's Tax ID Number: XX-XXX7955

☐ Corrected ☐ 2nd TIN notice

THE NORTHERN TRUST COMPANY  
P.O. BOX 803878  
CHICAGO, IL 60680

Number of shares	CUSIP	Description	Date Acquired	Date of Sale	Cost or Other Basis	Net Capital Gain or Loss	Federal Income Tax Withheld
2775.2100	665162566	MFB NORTHN MULTIMGR SMALL CAP FD	10/19/2007	05/25/2011	30,000.00	32,358.95	-2,358.95
2000.0000	665162574	MFB NORTHN MULTIMGR MID CAP FD	10/19/2007	05/25/2011	25,000.00	23,840.00	1,160.00
2384.7400	665162582	MFB NORTHN FUNDS EMERGING MKTS EQUITY INDEX FD	02/17/2010	05/25/2011	30,000.00	25,206.70	4,793.30
2265.0100	665278354	MFB NORTHERN INSTL FDS INTL EQUITY INDEX PORTFOLIO CL A	10/19/2007	05/25/2011	20,000.00	35,447.41	-15,447.41
7633.5900	665278529	MFB NORTHERN INSTL FDS EQUITY INDEX PORTFOLIO CL A	10/19/2007	05/25/2011	100,000.00	133,893.17	-33,893.17
1091.7000	665278560	MFB NORTHERN INSTL FDS SMALL CO INDEX PORTFOLIO CL A	Various	05/25/2011	20,000.00	19,553.17	446.83
37715.1500	922031869	MFO VANGUARD FXD INC SECS FD INC INFLATION-PROTECTED SECS FD #119	Various	05/25/2011	508,400.24	454,545.36	53,854.88
1040.9600	07388DAF5	CMO BEAR STEARNS ARM TR 2006-2 PASSTHRU CTF CL IV-A-1 6.05424 07-25-2036 REG	10/18/2006	06/27/2011	1,040.96	1,042.51	-1.55
194.2300	07388DAF5	CMO BEAR STEARNS ARM TR 2006-2 PASSTHRU CTF CL IV-A-1 6.05424 07-25-2036 REG	10/18/2006	07/26/2011	194.23	194.52	-0.29
759.3400	07388DAF5	CMO BEAR STEARNS ARM TR 2006-2 PASSTHRU CTF CL IV-A-1 6.05424 07-25-2036 REG	10/18/2006	08/25/2011	759.34	760.47	-1.13
104.7200	07388DAF5	CMO BEAR STEARNS ARM TR 2006-2 PASSTHRU CTF CL IV-A-1 6.05424 07-25-2036 REG	10/18/2006	09/26/2011	104.72	104.88	-0.16
690.9500	07388DAF5	CMO BEAR STEARNS ARM TR 2006-2 PASSTHRU CTF CL IV-A-1 6.05424 07-25-2036 REG	10/18/2006	10/25/2011	690.95	691.98	-1.03

This is important tax information and is being furnished to you.



# 2011 Tax Information Statement

Page 10 of 19

Account Number: 23-89089  
 Recipient's Tax ID Number: XX-XXX7955  
 Recipient's Name and Address:  
 WIEBOLDT FOUNDATION  
 ATTN: REGINA MCGRAW  
 53 W. JACKSON BLVD. STE. 838  
 CHICAGO, IL 60604-3611

☐ Corrected ☐ 2nd TIN notice

THE NORTHERN TRUST COMPANY  
 P.O. BOX 803878  
 CHICAGO, IL 60680

Number of shares	CUSIP	Description	Date Acquired	Date of Sale	Cost or Other Basis	Net Gain or Loss	Federal Income Tax Withheld
338,9400	07388DAF5	CMO BEAR STEARNS ARM TR 2006-2 PASSTHRU CTF CL IV-A-1 6.05424 07-25-2036 REG	10/18/2006	11/25/2011	338.94	-0.50	0.00
1334,1100	161630CA4	CMO CHASE MTG FIN TR SER 2007-A1 CL 12-M3 FLT RT DUE 03-25-2037 BEO	02/14/2007	11/25/2011	1,342.71	-8.60	0.00
632,7900	07388DAF5	CMO BEAR STEARNS ARM TR 2006-2 PASSTHRU CTF CL IV-A-1 6.05424 07-25-2036 REG	10/18/2006	12/27/2011	632.79	-0.94	0.00
1146,3800	161630CA4	CMO CHASE MTG FIN TR SER 2007-A1 CL 12-M3 FLT RT DUE 03-25-2037 BEO	02/14/2007	12/27/2011	1,153.77	-7.39	0.00
Total Long Term 15% Sales					2,106,185.12	-219,900.17	0.00
Long Term 28% Sales							
1331,0000	78463V107	MFC SPDR GOLD TR GOLD SHS	Various	09/23/2011	211,935.44	60,886.50	0.00
Total Long Term 28% Sales					211,935.44	60,886.50	0.00

This is important tax information and is being furnished to you.

## WIEBOLDT FOUNDATION

## SCHEDULE OF GRANT APPROPRIATIONS AND PAYMENTS

YEAR ENDED DECEMBER 31, 2011

	Approved and paid in 2011
A Just Harvest	\$ 15,000
Access Living	10,000
Action NOW Institute	25,000
Albany Park Neighborhood Council	25,000
Bickerdike Redevelopment Corp.	15,000
Blocks Together	15,000
Brighton Park Neighborhood Council	25,000
Chicago Coalition For The Homeless	15,000
Chinese American Service League	15,000
Community Organizing and Families	15,000
Community Renewal Society	21,000
Donors Forum Of Chicago	2,700
DuPage Sponsors	20,000
Enlace Chicago	20,000
Grassroots Collaborative	15,000
Hispanic American Community & Education Services	10,000
Illinois Coalition For Immigrants & Refugee Rights	40,000
Illinois Justice Foundation	20,000
Interfaith Leadership Project	20,000
Jane Addams Senior Caucus	20,000
Kenwood-Oakland Community Organization	20,000
Lakeview Action Coalition	20,000
Logan Square Neighborhood Association	25,000
Mercy Housing Lakefront	10,000
Midwest Academy	15,000
Northwest Indiana Federation	20,000
Northwest Neighborhood Federation	20,000
Organization Of The Northeast	25,000
Our Lady of Mt. Carmel Parish	15,000
Pilsen Alliance	15,000
Public Interest Projects	10,000
Southsiders Organizing for Unity & Liberation	35,000
Southwest Organizing Project	25,000
United African Organization	15,000
West Town Leadership United	15,000
	<u>\$648,700</u>

Wieboldt Foundation 2011 Grants Listing  
36-2167955

A Just Harvest  
7653 N Paulina  
Chicago, IL 60645

Access Living  
115 West Chicago Ave.  
Chicago, IL 60654

Action Now  
209 W Jackson Blvd.  
Chicago, IL 60606

Albany Park Neighborhood Council  
3334 W Lawrence Ave  
Chicago, IL 60625

Alianza Leadership Institute  
2938 East 91<sup>st</sup> Street  
Chicago, IL 60627

Bickerdike Redevelopment Corp.  
2550 W North Ave  
Chicago, IL 60647

Blocks Together  
3453 W North Avenue  
Chicago, IL 60647

Brighton Park Neighborhood Council  
4477 S Archer Ave  
Chicago, IL 60632

Chicago Coalition for the Homeless  
1325 S Wabash Ave  
Chicago, IL 60605

Chinese American Service League  
2141 S Tan Court  
Chicago, IL 60616

Community Organizing and Family Issues  
1436 W. Randolph  
Chicago, IL 60607

Community Renewal Society  
332 S Michigan  
Chicago, IL 60604

Developing Communities Project

Wieboldt Foundation 2011 Grants Listing  
36-2167955

11300 S Halsted  
Chicago, IL 60628

Donors Forum  
208 S LaSalle  
Chicago, IL 60604

DuPage Sponsors  
41 N Park Blvd  
Glen Ellyn IL 60137

Enlace Chicago  
2756 S Harding  
Chicago, IL 60623

The Grassroots Collaborative  
637 S Dearborn  
Chicago, IL 60605

Hispanic American Community & Education Services  
641 Lorraine Avenue  
Waukegan, IL 60085

The Lugenia Burns Hope Center  
3424 S State Street  
Chicago, IL 60634

IL Coalition for Immigrant & Refugee Rights  
55 E Jackson Blvd.  
Chicago, IL 60604

Illinois Justice Foundation  
4933 S. Dorchester  
Chicago, IL 60615

Interfaith Leadership Project  
1510 49<sup>th</sup> Court  
Cicero, IL 60804

Jane Addams Senior Caucus  
1111 N Wells  
Chicago, IL 60610

Kenwood-Oakland Community Organization  
1005 East 43<sup>rd</sup> Street  
Chicago, IL 60653

Lakeview Action Coalition

Wieboldt Foundation 2011 Grants Listing  
36-2167955

3225 N Sheffield Ave  
Chicago, IL 60657

Logan Square Neighborhood Association  
2840 N Milwaukee  
Chicago, IL 60618

Mercy Housing Lakefront  
28 E Jackson Blvd  
Chicago, IL 60604

Midwest Academy  
28 E Jackson  
Chicago, IL 60604

Northwest Indiana Federation  
5246 Hohman Ave., #206  
Hammond, IN 46320

Northwest Neighborhood Federation  
4924 W Addison  
Chicago, IL 60641

Organization of the NorthEast  
4648 N Racine  
Chicago, IL 60640

Our Lady of Mt. Carmel Parish  
1101 N 23<sup>rd</sup> Avenue  
Melrose Park, IL 60160

Pilsen Alliance  
1836 S Racine  
Chicago, IL 60608

Public Interest Projects  
80 Broad Street  
New York NY 10004

Southside Together Organizing for Power  
813 East 63<sup>rd</sup> Street  
Chicago IL 60637

Southsiders Organizing for Unity & Liberation  
5001 S Ellis Avenue  
Chicago, IL 60651

Southwest Organizing Project  
2509 E 63<sup>rd</sup> St  
Chicago, IL 60629

Wieboldt Foundation 2011 Grants Listing  
36-2167955

Southwest Youth Collaborative  
6400 S Kedzie Avenue  
Chicago, IL 60629

TARGET Area Development Corp.  
1542 W 79<sup>th</sup> St  
Chicago, IL 60620

United African Organization  
3424 S. State Street  
Chicago, IL 60616

West Town Leadership United  
1116 N Kedzie  
Chicago IL 60647



## Wieboldt Foundation

Funding Grassroots Community Organizing in Metropolitan Chicago

[Home](#)

[2011 Grantees](#)  
[2010 Grantees](#)  
[2009 Grantees](#)  
[2008 Grantees](#)  
[2007 Grantees](#)  
[2006 Grantees](#)  
[2005 Grantees](#)  
[2004 Grantees](#)  
[2003 Grantees](#)

[Board and Staff](#)

[Grant Guidelines](#)

[Application Process](#)

[Program Related  
Investments](#)

[Form 990](#)

[Contact Us](#)

[Board Member Access](#)

### Board and Staff

#### Board of Directors 2011

- Jennifer Corrigan, president
- Ben Darrow, vice president
- John S. Darrow, treasurer
- Philip Darrow, assistant secretary
- Bill Davis
- Anne Burghard
- Jessica Darrow
- T. Lawrence Doyle
- Carol Larson
- Maureen Loughnane
- Heather Parish
- Sonia Silva
- Janet Smith
- John Straub
- Nancy Wieboldt

#### Staff

- Regina McGraw, *executive director*
- Carmen Prieto, *associate director*

## Wieboldt Foundation

Funding Grassroots Community Organizing in Metropolitan Chicago

[Home](#)

[2011 Grantees](#)

[2010 Grantees](#)

[2009 Grantees](#)

[2008 Grantees](#)

[2007 Grantees](#)

[2006 Grantees](#)

[2005 Grantees](#)

[2004 Grantees](#)

[2003 Grantees](#)

[Board and Staff](#)

[Grant Guidelines](#)

[Application Process](#)

[Program Related  
Investments](#)

[Form 990](#)

[Contact Us](#)

[Board Member Access](#)

### Grant Guidelines

The Wieboldt Foundation limits its grant making to the Chicago metropolitan area. The foundation supports multi-issue community organizing groups that work in low-income neighborhoods, that are accountable to neighborhood residents, and through which people are empowered to have a major voice in shaping decisions that affect their lives.

We support organizations that

- Organize by enlisting and nurturing participation of a large number of neighborhood residents, organizations and institutions
- Recruit, develop, and formally train local leadership
- Enable local residents to develop an agenda, to devise strategies, and to carry out action effectively to address issues
- Demonstrate innovative strategies or create new local institutions that strengthen local community capacity
- Broaden their impact by working with other groups, whenever possible
- Are led by a board of directors that is representative of and accountable to community residents
- Show evidence of significant local fundraising.

The Wieboldt Foundation generally does not fund individuals, studies and research, conferences, capital development, or direct or social service programs.

## Wieboldt Foundation

Funding Grassroots Community Organizing in Metropolitan Chicago

[Home](#)

[2011 Grantees](#)

[2010 Grantees](#)

[2009 Grantees](#)

[2008 Grantees](#)

[2007 Grantees](#)

[2006 Grantees](#)

[2005 Grantees](#)

[2004 Grantees](#)

[2003 Grantees](#)

[Board and Staff](#)

[Grant Guidelines](#)

[Application Process](#)

[Program Related  
Investments](#)

[Form 990](#)

[Contact Us](#)

[Board Member Access](#)

### Application Process

If your organization is **not a current grantee**, but would like to be considered for financial support, please send us a **Letter of Inquiry** (LOI) to [awards@wieboldt.org](mailto:awards@wieboldt.org) outlining the nature of your organization and rationale for funding from the Wieboldt Foundation. *Letters of Inquiry* will be reviewed by staff and a committee of the board who will make a determination on whether to invite your organization to submit a full proposal. We will notify organizations of the status of their request within one month of receipt of the LOI.

If you are a current Wieboldt grantee and wish to apply for continued support, rather than submitting a general proposal we would like you to download the following Microsoft Word document and submit it via email to [awards@wieboldt.org](mailto:awards@wieboldt.org).

Right-click on Grant Application to download and save to your computer.

### Deadline for Applications

For 2012, the following deadlines for submission of full applications will apply: February 10 for review on April 19; April 6 for review on June 14; June 1 for review on August 9; August 3 for review on October 11; October 5 for review on December 6; and November 30 for review in February 2013.