



See a Social Security Number? Say Something!  
Report Privacy Problems to <https://public.resource.org/privacy>  
Or call the IRS Identity Theft Hotline at 1-800-908-4490



Form **990-PF**

Department of the Treasury  
Internal Revenue Service

Return of Private Foundation  
or Section 4947(a)(1) Nonexempt Charitable Trust  
Treated as a Private Foundation

**Note.** The foundation may be able to use a copy of this return to satisfy state reporting requirements

OMB No 1545-0052

**2011**

For calendar year 2011, or tax year beginning 01-01-2011 , and ending 12-31-2011

G Check all that apply

☐ Initial return

☐ Initial return of a former public charity

☐ Final return

☐ Amended return

☐ Address change

☐ Name change

Name of foundation  
WEJ FOUNDATION INC

Number and street (or P O box number if mail is not delivered to street address)  
6900 SOUTH GRAY ROAD

City or town, state, and ZIP code  
INDIANAPOLIS, IN 46237

**A Employer identification number**  
35-2123724

**B Telephone number** (see page 10 of the instructions)  
(317) 783-5461

**C** If exemption application is pending, check here ☐

**D 1.** Foreign organizations, check here ☐

**2.** Foreign organizations meeting the 85% test, check here and attach computation ☐






**E** If private foundation status was terminated under section 507(b)(1)(A), check here ☐

**F** If the foundation is in a 60-month termination under section 507(b)(1)(B), check here ☐

**H** Check type of organization ☒ Section 501(c)(3) exempt private foundation  
☐ Section 4947(a)(1) nonexempt charitable trust ☐ Other taxable private foundation

**I** Fair market value of all assets at end of year (from Part II, col. (c), line 16)  
\$ 0

**J** Accounting method ☒ Cash ☐ Accrual  
☐ Other (specify) \_\_\_\_\_  
(Part I, column (d) must be on cash basis.)

Part I Analysis of Revenue and Expenses (The total of amounts in columns (b), (c), and (d) may not necessarily equal the amounts in column (a) (see page 11 of the instructions) )		(a) Revenue and expenses per books	(b) Net investment income	(c) Adjusted net income	(d) Disbursements for charitable purposes (cash basis only)
Revenue	<b>1</b> Contributions, gifts, grants, etc , received (attach schedule)	1,934,132			
	<b>2</b> Check <input type="checkbox"/> if the foundation is <b>not</b> required to attach Sch B				
	<b>3</b> Interest on savings and temporary cash investments	4,067	3,896		
	<b>4</b> Dividends and interest from securities. . . . .	11,238	11,238		
	<b>5a</b> Gross rents . . . . .				
	<b>b</b> Net rental income or (loss) _____				
	<b>6a</b> Net gain or (loss) from sale of assets not on line 10 	-44,559			
	<b>b</b> Gross sales price for all assets on line 6a <u>3,375,272</u>				
	<b>7</b> Capital gain net income (from Part IV, line 2) . . . .		375		
	<b>8</b> Net short-term capital gain . . . . .				
	<b>9</b> Income modifications . . . . .				
	<b>10a</b> Gross sales less returns and allowances				
Operating and Administrative Expenses	<b>b</b> Less Cost of goods sold . . . . .				
	<b>c</b> Gross profit or (loss) (attach schedule) . . . . .				
	<b>11</b> Other income (attach schedule) . . . . .	 5,088	217		
	<b>12 Total.</b> Add lines 1 through 11 . . . . .	1,909,966	15,726		
	<b>13</b> Compensation of officers, directors, trustees, etc				
	<b>14</b> Other employee salaries and wages . . . . .				
	<b>15</b> Pension plans, employee benefits . . . . .				
	<b>16a</b> Legal fees (attach schedule). . . . .				
	<b>b</b> Accounting fees (attach schedule). . . . .				
	<b>c</b> Other professional fees (attach schedule) . . . .	 11	11		
	<b>17</b> Interest . . . . .	9	9		
	<b>18</b> Taxes (attach schedule) (see page 14 of the instructions) 	324	324		
	<b>19</b> Depreciation (attach schedule) and depletion . . . .				
	<b>20</b> Occupancy . . . . .				
	<b>21</b> Travel, conferences, and meetings . . . . .				
	<b>22</b> Printing and publications . . . . .				
	<b>23</b> Other expenses (attach schedule). . . . .	 521	521		
	<b>24 Total operating and administrative expenses.</b>				
	Add lines 13 through 23 . . . . .	865	865		0
	<b>25</b> Contributions, gifts, grants paid . . . . .	154,326			154,326
	<b>26 Total expenses and disbursements.</b> Add lines 24 and 25	155,191	865		154,326
	<b>27</b> Subtract line 26 from line 12				
	<b>a Excess of revenue over expenses and disbursements</b>	1,754,775			
	<b>b Net investment income</b> (if negative, enter -0-)		14,861		
	<b>c Adjusted net income</b> (if negative, enter -0-)				

Part II Balance Sheets		Attached schedules and amounts in the description column should be for end-of-year amounts only (See instructions )	Beginning of year	End of year	
			(a) Book Value	(b) Book Value	(c) Fair Market Value
Assets	1	Cash—non-interest-bearing . . . . .	143	187	
	2	Savings and temporary cash investments . . . . .			
	3	Accounts receivable ▶ _____ Less allowance for doubtful accounts ▶ _____			
	4	Pledges receivable ▶ _____ Less allowance for doubtful accounts ▶ _____			
	5	Grants receivable . . . . .			
	6	Receivables due from officers, directors, trustees, and other disqualified persons (attach schedule) (see page 15 of the instructions) . . . . .			
	7	Other notes and loans receivable (attach schedule) ▶ _____ Less allowance for doubtful accounts ▶ _____			
	8	Inventories for sale or use . . . . .			
	9	Prepaid expenses and deferred charges . . . . .			
	10a	Investments—U S and state government obligations (attach schedule)			
	b	Investments—corporate stock (attach schedule) . . . . .	822,716	2,576,212	
	c	Investments—corporate bonds (attach schedule) . . . . .			
	11	Investments—land, buildings, and equipment basis ▶ _____ Less accumulated depreciation (attach schedule) ▶ _____			
	12	Investments—mortgage loans . . . . .			
	13	Investments—other (attach schedule) . . . . .			
	14	Land, buildings, and equipment basis ▶ _____ Less accumulated depreciation (attach schedule) ▶ _____			
	15	Other assets (describe ▶ _____)	31,800	32,035	
	16	<b>Total assets</b> (to be completed by all filers—see the instructions Also, see page 1, item I)	854,659	2,608,434	0

Liabilities	17	Accounts payable and accrued expenses . . . . .			
	18	Grants payable . . . . .			
	19	Deferred revenue . . . . .			
	20	Loans from officers, directors, trustees, and other disqualified persons			
	21	Mortgages and other notes payable (attach schedule) . . . . .			
	22	Other liabilities (describe ▶ _____)	1,000		
	23	<b>Total liabilities</b> (add lines 17 through 22) . . . . .	1,000	0	

Net Assets or Fund Balances	<b>Foundations that follow SFAS 117, check here</b> ▶ <input type="checkbox"/>				
	<b>and complete lines 24 through 26 and lines 30 and 31.</b>				
	24	Unrestricted . . . . .			
	25	Temporarily restricted . . . . .			
	26	Permanently restricted . . . . .			
	<b>Foundations that do not follow SFAS 117, check here</b> ▶ <input checked="" type="checkbox"/>				
	<b>and complete lines 27 through 31.</b>				
	27	Capital stock, trust principal, or current funds . . . . .			
	28	Paid-in or capital surplus, or land, bldg , and equipment fund			
	29	Retained earnings, accumulated income, endowment, or other funds	853,659	2,608,434	
	30	<b>Total net assets or fund balances</b> (see page 17 of the instructions) . . . . .	853,659	2,608,434	
	31	<b>Total liabilities and net assets/fund balances</b> (see page 17 of the instructions) . . . . .	854,659	2,608,434	

Part III Analysis of Changes in Net Assets or Fund Balances		
1	Total net assets or fund balances at beginning of year—Part II, column (a), line 30 (must agree with end-of-year figure reported on prior year’s return) . . . . .	1 853,659
2	Enter amount from Part I, line 27a . . . . .	2 1,754,775
3	Other increases not included in line 2 (itemize) ▶ _____	3
4	Add lines 1, 2, and 3 . . . . .	4 2,608,434
5	Decreases not included in line 2 (itemize) ▶ _____	5
6	Total net assets or fund balances at end of year (line 4 minus line 5)—Part II, column (b), line 30 . . . . .	6 2,608,434

Part IV

Capital Gains and Losses for Tax on Investment Income

(a) List and describe the kind(s) of property sold (e g , real estate, 2-story brick warehouse, or common stock, 200 shs MLC Co )		(b) How acquired P—Purchase D—Donation	(c) Date acquired (mo , day, yr )	(d) Date sold (mo , day, yr )
1a				
(e) Gross sales price	(f) Depreciation allowed (or allowable)	(g) Cost or other basis plus expense of sale	(h) Gain or (loss) (e) plus (f) minus (g)	
a				
b				
c				
d				
e				
Complete only for assets showing gain in column (h) and owned by the foundation on 12/31/69			(i) Gains (Col (h) gain minus col (k), but not less than -0-) or Losses (from col (h))	
(i) F M V as of 12/31/69	(j) Adjusted basis as of 12/31/69	(k) Excess of col (i) over col (j), if any		
a				
b				
c				
d				
e				
2	Capital gain net income or (net capital loss) <div>If gain, also enter in Part I, line 7 If (loss), enter -0- in Part I, line 7</div>		2	375
3	Net short-term capital gain or (loss) as defined in sections 1222(5) and (6) <div>If gain, also enter in Part I, line 8, column (c) (see pages 13 and 17 of the instructions) If (loss), enter -0- in Part I, line 8</div>		3	

Part V

Qualification Under Section 4940(e) for Reduced Tax on Net Investment Income

(For optional use by domestic private foundations subject to the section 4940(a) tax on net investment income )

If section 4940(d)(2) applies, leave this part blank

Was the foundation liable for the section 4942 tax on the distributable amount of any year in the base period? ☐ Yes ☒ No  
If "Yes," the foundation does not qualify under section 4940(e) Do not complete this part

1 Enter the appropriate amount in each column for each year, see page 18 of the instructions before making any entries			
(a) Base period years Calendar year (or tax year beginning in)	(b) Adjusted qualifying distributions	(c) Net value of noncharitable-use assets	(d) Distribution ratio (col (b) divided by col (c))
2010	165,305	860,544	0 192094
2009	81,962	945,650	0 086673
2008	2,500	51,553	0 048494
2007		11,547	
2006	1,200	11,554	0 103860
2 Total of line 1, column (d).			2 0 431121
3 Average distribution ratio for the 5-year base period—divide the total on line 2 by 5, or by the number of years the foundation has been in existence if less than 5 years			3 0 107780
4 Enter the net value of noncharitable-use assets for 2011 from Part X, line 5.			4 821,964
5 Multiply line 4 by line 3.			5 88,591
6 Enter 1% of net investment income (1% of Part I, line 27b).			6 149
7 Add lines 5 and 6.			7 88,740
8 Enter qualifying distributions from Part XII, line 4.			8 154,326
If line 8 is equal to or greater than line 7, check the box in Part VI, line 1b, and complete that part using a 1% tax rate See the Part VI instructions on page 18			

Part VIExcise Tax Based on Investment Income (Section 4940(a), 4940(b), 4940(e), or 4948—see page 18 of the instructions)









1a		Exempt operating foundations described in section 4940(d)(2), check here <input type="checkbox"/> and enter "N/A" on line 1			
		Date of ruling or determination letter _____ (attach copy of letter if necessary—see instructions)			
b		Domestic foundations that meet the section 4940(e) requirements in Part V, check here <input checked="" type="checkbox"/> and enter 1% of Part I, line 27b . . . . .		1	149
c		All other domestic foundations enter 2% of line 27b Exempt foreign organizations enter 4% of Part I, line 12, col (b)			
2		Tax under section 511 (domestic section 4947(a)(1) trusts and taxable foundations only Others enter -0-)		2	
3		Add lines 1 and 2. . . . .		3	149
4		Subtitle A (income) tax (domestic section 4947(a)(1) trusts and taxable foundations only Others enter -0-)		4	
5		Tax based on investment income. Subtract line 4 from line 3 If zero or less, enter -0- . . . . .		5	149
6		Credits/Payments			
a		2011 estimated tax payments and 2010 overpayment credited to 2011	6a		
b		Exempt foreign organizations—tax withheld at source . . . . .	6b		
c		Tax paid with application for extension of time to file (Form 8868)	6c		
d		Backup withholding erroneously withheld . . . . .	6d		
7		Total credits and payments Add lines 6a through 6d. . . . .		7	
8		Enter any penalty for underpayment of estimated tax Check here <input type="checkbox"/> if Form 2220 is attached		8	
9		Tax due. If the total of lines 5 and 8 is more than line 7, enter amount owed . . . . .		9	149
10		Overpayment. If line 7 is more than the total of lines 5 and 8, enter the amount overpaid. . . . .		10	
11		Enter the amount of line 10 to be Credited to 2012 estimated tax <input type="checkbox"/> 0	Refunded <input type="checkbox"/>	11	

Part VII-AStatements Regarding Activities

1a	During the tax year, did the foundation attempt to influence any national, state, or local legislation or did it participate or intervene in any political campaign? . . . . .		Yes	No
		1a		No
b	Did it spend more than \$100 during the year (either directly or indirectly) for political purposes (see page 19 of the instructions for definition)? . . . . .			No
	If the answer is "Yes" to 1a or 1b, attach a detailed description of the activities and copies of any materials published or distributed by the foundation in connection with the activities.			
c	Did the foundation file Form 1120-POL for this year? . . . . .	1c		
d	Enter the amount (if any) of tax on political expenditures (section 4955) imposed during the year (1) On the foundation <input type="checkbox"/> \$ _____ (2) On foundation managers <input type="checkbox"/> \$ _____			
e	Enter the reimbursement (if any) paid by the foundation during the year for political expenditure tax imposed on foundation managers <input type="checkbox"/> \$ _____			
2	Has the foundation engaged in any activities that have not previously been reported to the IRS? . . . . .	2		No
	If "Yes," attach a detailed description of the activities.			
3	Has the foundation made any changes, not previously reported to the IRS, in its governing instrument, articles of incorporation, or bylaws, or other similar instruments? If "Yes," attach a conformed copy of the changes . . . . .	3		No
4a	Did the foundation have unrelated business gross income of \$1,000 or more during the year? . . . . .	4a		No
b	If "Yes," has it filed a tax return on Form 990-T for this year? . . . . .	4b		
5	Was there a liquidation, termination, dissolution, or substantial contraction during the year? . . . . .	5		No
	If "Yes," attach the statement required by General Instruction T.			
6	Are the requirements of section 508(e) (relating to sections 4941 through 4945) satisfied either <ul style="list-style-type: none"><li>By language in the governing instrument, or</li><li>By state legislation that effectively amends the governing instrument so that no mandatory directions that conflict with the state law remain in the governing instrument? . . . . .</li></ul>	6		
7	Did the foundation have at least \$5,000 in assets at any time during the year? If "Yes," complete Part II, col (c), and Part XV	7	Yes	
8a	Enter the states to which the foundation reports or with which it is registered (see page 19 of the instructions) <input type="checkbox"/> IN _____			
b	If the answer is "Yes" to line 7, has the foundation furnished a copy of Form 990-PF to the Attorney General (or designate) of each state as required by General Instruction G? If "No," attach explanation .	8b	Yes	
9	Is the foundation claiming status as a private operating foundation within the meaning of section 4942(j)(3) or 4942(j)(5) for calendar year 2011 or the taxable year beginning in 2011 (see instructions for Part XIV on page 27)? If "Yes," complete Part XIV . . . . .	9		No
10	Did any persons become substantial contributors during the tax year? If "Yes," attach a schedule listing their names and addresses	10		No




















Part VII-A

Statements Regarding Activities *(continued)*

11	At any time during the year, did the foundation, directly or indirectly, own a controlled entity within the meaning of section 512(b)(13)? If "Yes," attach schedule (see page 20 of the instructions).	11		No
12	Did the foundation acquire a direct or indirect interest in any applicable insurance contract before August 17, 2008?	12		No
13	Did the foundation comply with the public inspection requirements for its annual returns and exemption application? Website address  N/A	13	Yes	
14	The books are in care of  JEAN DEUSER Telephone no  (317) 783-5461 Located at  6900 SOUTH GRAY ROAD INDIANAPOLIS IN ZIP +4  46237			
15	Section 4947(a)(1) nonexempt charitable trusts filing Form 990-PF in lieu of <b>Form 1041</b> —Check here  and enter the amount of tax-exempt interest received or accrued during the year. 	15		
16	At any time during calendar year 2011, did the foundation have an interest in or a signature or other authority over a bank, securities, or other financial account in a foreign country?	16	Yes	No
See the instructions for exceptions and filing requirements for Form TD F 90-22.1 If "Yes", enter the name of the foreign country 				

Part VII-B

Statements Regarding Activities for Which Form 4720 May Be Required

File Form 4720 if any item is checked in the "Yes" column, unless an exception applies.			Yes	No
1a	During the year did the foundation (either directly or indirectly) (1) Engage in the sale or exchange, or leasing of property with a disqualified person?  Yes  No (2) Borrow money from, lend money to, or otherwise extend credit to (or accept it from) a disqualified person?.  Yes  No (3) Furnish goods, services, or facilities to (or accept them from) a disqualified person?  Yes  No (4) Pay compensation to, or pay or reimburse the expenses of, a disqualified person?  Yes  No (5) Transfer any income or assets to a disqualified person (or make any of either available for the benefit or use of a disqualified person)?.  Yes  No (6) Agree to pay money or property to a government official? ( <b>Exception.</b> Check "No" if the foundation agreed to make a grant to or to employ the official for a period after termination of government service, if terminating within 90 days ).  Yes  No			
b	If any answer is "Yes" to 1a(1)–(6), did <b>any</b> of the acts fail to qualify under the exceptions described in Regulations section 53.4941(d)-3 or in a current notice regarding disaster assistance (see page 20 of the instructions)?. Organizations relying on a current notice regarding disaster assistance check here. 	1b		
c	Did the foundation engage in a prior year in any of the acts described in 1a, other than excepted acts, that were not corrected before the first day of the tax year beginning in 2011?.	1c		
2	Taxes on failure to distribute income (section 4942) (does not apply for years the foundation was a private operating foundation defined in section 4942(j)(3) or 4942(j)(5))			
a	At the end of tax year 2011, did the foundation have any undistributed income (lines 6d and 6e, Part XIII) for tax year(s) beginning before 2011?.  Yes  No If "Yes," list the years  20____, 20____, 20____, 20____			
b	Are there any years listed in 2a for which the foundation is <b>not</b> applying the provisions of section 4942(a)(2) (relating to incorrect valuation of assets) to the year's undistributed income? (If applying section 4942(a)(2) to <b>all</b> years listed, answer "No" and attach statement—see page 20 of the instructions ).	2b		
c	If the provisions of section 4942(a)(2) are being applied to any of the years listed in 2a, list the years here  20____, 20____, 20____, 20____			
3a	Did the foundation hold more than a 2% direct or indirect interest in any business enterprise at any time during the year?.  Yes  No			
b	If "Yes," did it have excess business holdings in 2011 as a result of (1) any purchase by the foundation or disqualified persons after May 26, 1969, (2) the lapse of the 5-year period (or longer period approved by the Commissioner under section 4943(c)(7)) to dispose of holdings acquired by gift or bequest, or (3) the lapse of the 10-, 15-, or 20-year first phase holding period? ( <i>Use Schedule C, Form 4720, to determine if the foundation had excess business holdings in 2011.</i> ).	3b		
4a	Did the foundation invest during the year any amount in a manner that would jeopardize its charitable purposes?	4a		No
b	Did the foundation make any investment in a prior year (but after December 31, 1969) that could jeopardize its charitable purpose that had not been removed from jeopardy before the first day of the tax year beginning in 2011?	4b		No

Part VII-B

Statements Regarding Activities for Which Form 4720 May Be Required (continued)

5a	During the year did the foundation pay or incur any amount to			
	(1) Carry on propaganda, or otherwise attempt to influence legislation (section 4945(e))?	<input type="checkbox"/> Yes	<input checked="" type="checkbox"/> No	
	(2) Influence the outcome of any specific public election (see section 4955), or to carry on, directly or indirectly, any voter registration drive?	<input type="checkbox"/> Yes	<input checked="" type="checkbox"/> No	
	(3) Provide a grant to an individual for travel, study, or other similar purposes?	<input type="checkbox"/> Yes	<input checked="" type="checkbox"/> No	
	(4) Provide a grant to an organization other than a charitable, etc , organization described in section 509(a)(1 ), (2), or (3), or section 4940(d)(2)? (see page 22 of the instructions).	<input type="checkbox"/> Yes	<input checked="" type="checkbox"/> No	
	(5) Provide for any purpose other than religious, charitable, scientific, literary, or educational purposes, or for the prevention of cruelty to children or animals?	<input type="checkbox"/> Yes	<input checked="" type="checkbox"/> No	
b	If any answer is "Yes" to 5a(1)–(5), did <b>any</b> of the transactions fail to qualify under the exceptions described in Regulations section 53.4945 or in a current notice regarding disaster assistance (see page 22 of the instructions)? Organizations relying on a current notice regarding disaster assistance check here.	5b		
c	If the answer is "Yes" to question 5a(4), does the foundation claim exemption from the tax because it maintained expenditure responsibility for the grant? <i>If "Yes," attach the statement required by Regulations section 53.4945–5(d).</i>			
6a	Did the foundation, during the year, receive any funds, directly or indirectly, to pay premiums on a personal benefit contract?			
b	Did the foundation, during the year, pay premiums, directly or indirectly, on a personal benefit contract? <i>If "Yes" to 6b, file Form 8870.</i>	6b		No
7a	At any time during the tax year, was the foundation a party to a prohibited tax shelter transaction?			
b	If yes, did the foundation receive any proceeds or have any net income attributable to the transaction?	7b		

Part VIII

Information About Officers, Directors, Trustees, Foundation Managers, Highly Paid Employees, and Contractors

1 List all officers, directors, trustees, foundation managers and their compensation (see page 22 of the instructions).				
(a) Name and address	(b) Title, and average hours per week devoted to position	(c) Compensation (If not paid, enter -0-)	(d) Contributions to employee benefit plans and deferred compensation	(e) Expense account, other allowances
WESSLEY JACKSON 6900 SOUTH GRAY ROAD INDIANAPOLIS, IN 46237	DIRECTOR 1 00	0	0	0
KYLE JACKSON 6900 SOUTH GRAY ROAD INDIANAPOLIS, IN 46237	DIRECTOR 1 00	0	0	0
JACK CONNER 6900 SOUTH GRAY ROAD INDIANAPOLIS, IN 46237	DIRECTOR 1 00	0	0	0
2 Compensation of five highest-paid employees (other than those included on line 1—see page 23 of the instructions). If none, enter "NONE."				
(a) Name and address of each employee paid more than \$50,000	(b) Title, and average hours per week devoted to position	(c) Compensation	(d) Contributions to employee benefit plans and deferred compensation	(e) Expense account, other allowances
NONE				
Total number of other employees paid over \$50,000.				

Part VIII

Information About Officers, Directors, Trustees, Foundation Managers, Highly Paid Employees, and Contractors (continued)

3 Five highest-paid independent contractors for professional services (see page 23 of the instructions). If none, enter "NONE".		
(a) Name and address of each person paid more than \$50,000	(b) Type of service	(c) Compensation
NONE		
Total number of others receiving over \$50,000 for professional services. . . . .		

Part IX-A

Summary of Direct Charitable Activities

List the foundation's four largest direct charitable activities during the tax year. Include relevant statistical information such as the number of organizations and other beneficiaries served, conferences convened, research papers produced, etc.	Expenses
1	
2	
3	
4	

Part IX-B

Summary of Program-Related Investments (see page 23 of the instructions)

Describe the two largest program-related investments made by the foundation during the tax year on lines 1 and 2	Amount
1 N/A	
2	
All other program-related investments. See page 24 of the instructions.	
3	
Total. Add lines 1 through 3. . . . .	



Part X

Minimum Investment Return (All domestic foundations must complete this part. Foreign foundations, see page 24 of the instructions.)

1	Fair market value of assets not used (or held for use) directly in carrying out charitable, etc , purposes		
a	Average monthly fair market value of securities. . . . .	1a	823,031
b	Average of monthly cash balances. . . . .	1b	175
c	Fair market value of all other assets (see page 24 of the instructions). . . . .	1c	11,275
d	Total (add lines 1a, b, and c). . . . .	1d	834,481
e	Reduction claimed for blockage or other factors reported on lines 1a and 1c (attach detailed explanation). . . . .	1e	
2	Acquisition indebtedness applicable to line 1 assets. . . . .	2	
3	Subtract line 2 from line 1d. . . . .	3	834,481
4	Cash deemed held for charitable activities Enter 1 1/2% of line 3 (for greater amount, see page 25 of the instructions). . . . .	4	12,517
5	Net value of noncharitable-use assets. Subtract line 4 from line 3 Enter here and on Part V, line 4	5	821,964
6	Minimum investment return. Enter 5% of line 5. . . . .	6	41,098

Part XI

Distributable Amount (see page 25 of the instructions) (Section 4942(j)(3) and (j)(5) private operating foundations and certain foreign organizations check here ☒ and do not complete this part.)

1	Minimum investment return from Part X, line 6. . . . .	1	41,098
2a	Tax on investment income for 2011 from Part VI, line 5. . . . .	2a	149
b	Income tax for 2011 (This does not include the tax from Part VI ). . . . .	2b	
c	Add lines 2a and 2b. . . . .	2c	149
3	Distributable amount before adjustments Subtract line 2c from line 1. . . . .	3	40,949
4	Recoveries of amounts treated as qualifying distributions. . . . .	4	
5	Add lines 3 and 4. . . . .	5	40,949
6	Deduction from distributable amount (see page 25 of the instructions). . . . .	6	
7	Distributable amount as adjusted Subtract line 6 from line 5 Enter here and on Part XIII, line 1. . . . .	7	40,949

Part XII

Qualifying Distributions (see page 25 of the instructions)

1	Amounts paid (including administrative expenses) to accomplish charitable, etc , purposes		
a	Expenses, contributions, gifts, etc —total from Part I, column (d), line 26. . . . .	1a	154,326
b	Program-related investments—total from Part IX-B. . . . .	1b	
2	Amounts paid to acquire assets used (or held for use) directly in carrying out charitable, etc , purposes. . . . .	2	
3	Amounts set aside for specific charitable projects that satisfy the		
a	Suitability test (prior IRS approval required). . . . .	3a	
b	Cash distribution test (attach the required schedule). . . . .	3b	
4	Qualifying distributions. Add lines 1a through 3b Enter here and on Part V, line 8, and Part XIII, line 4	4	154,326
5	Foundations that qualify under section 4940(e) for the reduced rate of tax on net investment income Enter 1% of Part I, line 27b (see page 26 of the instructions). . . . .	5	149
6	Adjusted qualifying distributions. Subtract line 5 from line 4. . . . .	6	154,177
Note: The amount on line 6 will be used in Part V, column (b), in subsequent years when calculating whether the foundation qualifies for the section 4940(e) reduction of tax in those years			

Part XIII

Undistributed Income (see page 26 of the instructions)

	(a) Corpus	(b) Years prior to 2010	(c) 2010	(d) 2011
1 Distributable amount for 2011 from Part XI, line 7				40,949
2 Undistributed income, if any, as of the end of 2011				
a Enter amount for 2010 only. . . . .				
b Total for prior years 20____, 20____, 20____				
3 Excess distributions carryover, if any, to 2011				
a From 2006. . . . .				
b From 2007. . . . .				
c From 2008. . . . .				
d From 2009. . . . .				34,229
e From 2010. . . . .				122,518
f Total of lines 3a through e. . . . .	156,747			
4 Qualifying distributions for 2011 from Part XII, line 4 ▶ \$ 154,326				
a Applied to 2010, but not more than line 2a				
b Applied to undistributed income of prior years (Election required—see page 26 of the instructions)				
c Treated as distributions out of corpus (Election required—see page 26 of the instructions). . .				
d Applied to 2011 distributable amount. . . . .				40,949
e Remaining amount distributed out of corpus	113,377			
5 Excess distributions carryover applied to 2011 (If an amount appears in column (d), the same amount must be shown in column (a).)				
6 Enter the net total of each column as indicated below:				
a Corpus Add lines 3f, 4c, and 4e Subtract line 5	270,124			
b Prior years' undistributed income Subtract line 4b from line 2b. . . . .				
c Enter the amount of prior years' undistributed income for which a notice of deficiency has been issued, or on which the section 4942(a) tax has been previously assessed. . . . .				
d Subtract line 6c from line 6b Taxable amount—see page 27 of the instructions . . .				
e Undistributed income for 2010 Subtract line 4a from line 2a Taxable amount—see page 27 of the instructions . . . . .				
f Undistributed income for 2011 Subtract lines 4d and 5 from line 1 This amount must be distributed in 2011. . . . .				0
7 Amounts treated as distributions out of corpus to satisfy requirements imposed by section 170(b)(1)(F) or 4942(g)(3) (see page 27 of the instructions). . . . .				
8 Excess distributions carryover from 2006 not applied on line 5 or line 7 (see page 27 of the instructions). . . . .				
9 Excess distributions carryover to 2012. Subtract lines 7 and 8 from line 6a. . . . .	270,124			
10 Analysis of line 9				
a Excess from 2007. . . . .				
b Excess from 2008. . . . .				
c Excess from 2009. . . . .				34,229
d Excess from 2010. . . . .				122,518
e Excess from 2011. . . . .				113,377

Part XIVPrivate Operating Foundations (see page 27 of the instructions and Part VII-A, question 9)

1a

If the foundation has received a ruling or determination letter that it is a private operating foundation, and the ruling is effective for 2011, enter the date of the ruling.

b

Check box to indicate whether the organization is a private operating foundation described in section 4942(j)(3) or 4942(j)(5)

☐ 4942(j)(3) or ☐ 4942(j)(5)

2a	Enter the lesser of the adjusted net income from Part I or the minimum investment return from Part X for each year listed . . . . .	Tax year	Prior 3 years			(e) Total
		(a) 2011	(b) 2010	(c) 2009	(d) 2008	
b	85% of line 2a . . . . .					
c	Qualifying distributions from Part XII, line 4 for each year listed . . . . .					
d	Amounts included in line 2c not used directly for active conduct of exempt activities . . . . .					
e	Qualifying distributions made directly for active conduct of exempt activities. Subtract line 2d from line 2c . . . . .					
3	Complete 3a, b, or c for the alternative test relied upon					
a	"Assets" alternative test—enter					
	(1) Value of all assets . . . . .					
	(2) Value of assets qualifying under section 4942(j)(3)(B)(i)					
b	"Endowment" alternative test— enter 2/3 of minimum investment return shown in Part X, line 6 for each year listed. . . . .					
c	"Support" alternative test—enter					
	(1) Total support other than gross investment income (interest, dividends, rents, payments on securities loans (section 512(a)(5)), or royalties) . . . . .					
	(2) Support from general public and 5 or more exempt organizations as provided in section 4942(j)(3)(B)(iii). . . . .					
	(3) Largest amount of support from an exempt organization					
	(4) Gross investment income					

Part XVSupplementary Information (Complete this part only if the organization had \$5,000 or more in assets at any time during the year—see page 27 of the instructions.)

1

Information Regarding Foundation Managers:

a

List any managers of the foundation who have contributed more than 2% of the total contributions received by the foundation before the close of any tax year (but only if they have contributed more than \$5,000) (See section 507(d)(2) )

b

List any managers of the foundation who own 10% or more of the stock of a corporation (or an equally large portion of the ownership of a partnership or other entity) of which the foundation has a 10% or greater interest

2

Information Regarding Contribution, Grant, Gift, Loan, Scholarship, etc., Programs:

Check here ☒ if the foundation only makes contributions to preselected charitable organizations and does not accept unsolicited requests for funds. If the foundation makes gifts, grants, etc. (see page 28 of the instructions) to individuals or organizations under other conditions, complete items 2a, b, c, and d.

a

The name, address, and telephone number of the person to whom applications should be addressed

b

The form in which applications should be submitted and information and materials they should include

c

Any submission deadlines

d

Any restrictions or limitations on awards, such as by geographical areas, charitable fields, kinds of institutions, or other factors

Part XV

Supplementary Information (continued)

3 Grants and Contributions Paid During the Year or Approved for Future Payment

Recipient	If recipient is an individual, show any relationship to any foundation manager or substantial contributor	Foundation status of recipient	Purpose of grant or contribution	Amount
Name and address (home or business)				
a Paid during the year See Additional Data Table				
Total . . . . .			3a	154,326
b Approved for future payment				
Total . . . . .			3b	

Enter gross amounts unless otherwise indicated		Unrelated business income		Excluded by section 512, 513, or 514		(e) Related or exempt function income (See page 28 of the instructions )
		(a) Business code	(b) Amount	(c) Exclusion code	(d) Amount	
<b>1</b>	Program service revenue					
<b>a</b>	_____					
<b>b</b>	_____					
<b>c</b>	_____					
<b>d</b>	_____					
<b>e</b>	_____					
<b>f</b>	_____					
<b>g</b>	Fees and contracts from government agencies					
<b>2</b>	Membership dues and assessments. . . .					
<b>3</b>	Interest on savings and temporary cash investments			14	4,067	
<b>4</b>	Dividends and interest from securities. . . .			14	11,238	
<b>5</b>	Net rental income or (loss) from real estate					
<b>a</b>	Debt-financed property. . . . .					
<b>b</b>	Not debt-financed property. . . . .					
<b>6</b>	Net rental income or (loss) from personal property					
<b>7</b>	Other investment income. . . . .			15	217	
<b>8</b>	Gain or (loss) from sales of assets other than inventory			14	375	-44,934
<b>9</b>	Net income or (loss) from special events					
<b>10</b>	Gross profit or (loss) from sales of inventory. .					
<b>11</b>	Other revenue <b>a</b> See Additional Data Table					
<b>b</b>	_____					
<b>c</b>	_____					
<b>d</b>	_____					
<b>e</b>	_____					
<b>12</b>	Subtotal Add columns (b), (d), and (e). .				20,768	-44,934
<b>13</b>	<b>Total.</b> Add line 12, columns (b), (d), and (e). . . . .			<b>13</b>		-24,166

[illegible]

## Part XVII

<b>1</b>	Did the organization directly or indirectly engage in any of the following with any other organization described in section 501(c) of the Code (other than section 501(c)(3) organizations) or in section 527, relating to political organizations?		<b>Yes</b>	<b>No</b>
<b>a</b>	Transfers from the reporting foundation to a noncharitable exempt organization of			
	(1) Cash. . . . .	<b>1a(1)</b>		<b>No</b>
	(2) Other assets. . . . .	<b>1a(2)</b>		<b>No</b>
<b>b</b>	Other transactions			
	(1) Sales of assets to a noncharitable exempt organization. . . . .	<b>1b(1)</b>		<b>No</b>
	(2) Purchases of assets from a noncharitable exempt organization. . . . .	<b>1b(2)</b>		<b>No</b>
	(3) Rental of facilities, equipment, or other assets. . . . .	<b>1b(3)</b>		<b>No</b>
	(4) Reimbursement arrangements. . . . .	<b>1b(4)</b>		<b>No</b>
	(5) Loans or loan guarantees. . . . .	<b>1b(5)</b>		<b>No</b>
	(6) Performance of services or membership or fundraising solicitations. . . . .	<b>1b(6)</b>		<b>No</b>
<b>c</b>	Sharing of facilities, equipment, mailing lists, other assets, or paid employees. . . . .	<b>1c</b>		<b>No</b>

[illegible]

**2a** Is the foundation directly or indirectly affiliated with, or related to, one or more tax-exempt organizations described in section 501(c) of the Code (other than section 501(c)(3)) or in section 527? . . . . . ☐ Yes ☒ No

<b>b</b> If "Yes," complete the following schedule:		
<b>(a)</b> Name of organization	<b>(b)</b> Type of organization	<b>(c)</b> Description of relationship

Sign Here	Under penalties of perjury, I declare that I have examined this return, including accompanying schedules and statements, and to the best of my knowledge and belief, it is true, correct, and complete Declaration of preparer (other than taxpayer or fiduciary) is based on all information of which preparer has any knowledge				
	*****			2012-05-01	*****
	Signature of officer or trustee			Date	Title
	Paid Preparer's Use Only	Preparer's Signature ▶ JEAN DEUSER		Date  2012-05-01	Check if self-employed ▶ <input checked="" type="checkbox"/>
Firm's name ▶ TURTLE CREEK MANAGEMENT INC 6900 SOUTH GRAY ROAD			Firm's EIN ▶		
Firm's address ▶ INDIANAPOLIS, IN 46237			Phone no (317) 783-5461		

May the IRS discuss this return with the preparer shown above? See instructions . . . . . ☐ Yes ☒ No

Schedule B

(Form 990, 990-EZ, or 990-PF)

Department of the Treasury  
Internal Revenue Service

Schedule of Contributors

▶ Attach to Form 990, 990-EZ, or 990-PF.

OMB No 1545-0047

2011

<b>Name of organization</b> WEJ FOUNDATION INC	<b>Employer identification number</b> 35-2123724
---	---

Organization type (check one)

<b>Filers of:</b>	<b>Section:</b>
Form 990 or 990-EZ	<input type="checkbox"/> 501(c)( ) (enter number) organization
	<input type="checkbox"/> 4947(a)(1) nonexempt charitable trust <b>not</b> treated as a private foundation
	<input type="checkbox"/> 527 political organization
Form 990-PF	<input checked="" type="checkbox"/> 501(c)(3) exempt private foundation
	<input type="checkbox"/> 4947(a)(1) nonexempt charitable trust treated as a private foundation
	<input type="checkbox"/> 501(c)(3) taxable private foundation

Check if your organization is covered by the **General Rule** or a **Special Rule**.  
**Note.** Only a section 501(c)(7), (8), or (10) organization can check boxes for both the General Rule and a Special Rule. See instructions.

General Rule—

☒ For an organization filing Form 990, 990-EZ, or 990-PF that received, during the year, \$5,000 or more (in money or property) from any one contributor. Complete Parts I and II.

Special Rules

☐ For a section 501(c)(3) organization filing Form 990 or 990-EZ, that met the 33<sup>1</sup>/<sub>3</sub>% support test of the regulations under sections 509(a)(1) and 170(b)(1)(A)(vi), and received from any one contributor, during the year, a contribution of the greater of **(1)** \$5,000 or **(2)** 2% of the amount on (i) Form 990, Part VIII, line 1h, or (ii) Form 990-EZ, line 1. Complete Parts I and II.

☐ For a section 501(c)(7), (8), or (10) organization filing Form 990, or 990-EZ, that received from any one contributor, during the year, aggregate contributions of more than \$1,000 for use *exclusively* for religious, charitable, scientific, literary, or educational purposes, or the prevention of cruelty to children or animals. Complete Parts I, II, and III.

☐ For a section 501(c)(7), (8), or (10) organization filing Form 990, or 990-EZ, that received from any one contributor, during the year, contributions for use *exclusively* for religious, charitable, etc., purposes, but these contributions did not aggregate to more than \$1,000. If this box is checked, enter here the total contributions that were received during the year for an *exclusively* religious, charitable, etc., purpose. Do not complete any of the parts unless the **General Rule** applies to this organization because it received nonexclusively religious, charitable, etc., contributions of \$5,000 or more during the year. . . . . ▶ \$ \_\_\_\_\_

**Caution.** An Organization that is not covered by the General Rule and/or the Special Rules does not file Schedule B (Form 990, 990-EZ, or 990-PF), but it **must** answer “No” on Part IV, line 2 of its Form 990, or check the box in the heading of its Form 990-EZ, or on line 2 of its Form 990-PF, to certify that it does not meet the filing requirements of Schedule B (Form 990, 990-EZ, or 990-PF).

<b>Name of organization</b> WEJ FOUNDATION INC	<b>Employer identification number</b> 35-2123724
---	---

Part I

Contributors (see Instructions) Use duplicate copies of Part I if additional space is needed

(a) No.	(b) Name, address, and ZIP + 4	(c) Aggregate contributions	(d) Type of contribution
1	WESSLEY MARCI JACKSON 5621 WOODWORTH WAY  INDIANAPOLIS, IN 46237	\$ 1,934,132	Person <input checked="" type="checkbox"/> Payroll <input type="checkbox"/> Noncash <input checked="" type="checkbox"/>  (Complete Part II if there is a noncash contribution )
		\$	Person <input type="checkbox"/> Payroll <input type="checkbox"/> Noncash <input type="checkbox"/>  (Complete Part II if there is a noncash contribution )
		\$	Person <input type="checkbox"/> Payroll <input type="checkbox"/> Noncash <input type="checkbox"/>  (Complete Part II if there is a noncash contribution )
		\$	Person <input type="checkbox"/> Payroll <input type="checkbox"/> Noncash <input type="checkbox"/>  (Complete Part II if there is a noncash contribution )
		\$	Person <input type="checkbox"/> Payroll <input type="checkbox"/> Noncash <input type="checkbox"/>  (Complete Part II if there is a noncash contribution )
		\$	Person <input type="checkbox"/> Payroll <input type="checkbox"/> Noncash <input type="checkbox"/>  (Complete Part II if there is a noncash contribution )
		\$	Person <input type="checkbox"/> Payroll <input type="checkbox"/> Noncash <input type="checkbox"/>  (Complete Part II if there is a noncash contribution )
		\$	Person <input type="checkbox"/> Payroll <input type="checkbox"/> Noncash <input type="checkbox"/>  (Complete Part II if there is a noncash contribution )
		\$	Person <input type="checkbox"/> Payroll <input type="checkbox"/> Noncash <input type="checkbox"/>  (Complete Part II if there is a noncash contribution )





Name of organization WEJ FOUNDATION INC	Employer identification number 35-2123724
--	--

Part III

**Exclusively** religious, charitable, etc., individual contributions to section 501(c)(7), (8), or (10) organizations aggregating more than \$1,000 for the year. (Complete columns (a) through (e) and the following line entry )  
For organizations completing Part III, enter the total of *exclusively* religious, charitable, etc , contributions of **\$1,000 or less** for the year (Enter this information once See instructions ) ➤ \$  
Use duplicate copies of Part III if additional space is needed

(a) No. from Part I	(b) Purpose of gift	(c) Use of gift	(d) Description of how gift is held
—	<div></div>	<div></div>	<div></div>
	<div></div>	<div></div>	<div></div>
	<div></div>	<div></div>	<div></div>
	(e) Transfer of gift		
	Transferee's name, address, and ZIP 4		Relationship of transferor to transferee
	<div></div>	<div></div>	
	<div></div>	<div></div>	
—	<div></div>	<div></div>	<div></div>
	<div></div>	<div></div>	<div></div>
	<div></div>	<div></div>	<div></div>
	(e) Transfer of gift		
	Transferee's name, address, and ZIP 4		Relationship of transferor to transferee
	<div></div>	<div></div>	
	<div></div>	<div></div>	
—	<div></div>	<div></div>	<div></div>
	<div></div>	<div></div>	<div></div>
	<div></div>	<div></div>	<div></div>
	(e) Transfer of gift		
	Transferee's name, address, and ZIP 4		Relationship of transferor to transferee
	<div></div>	<div></div>	
	<div></div>	<div></div>	
—	<div></div>	<div></div>	<div></div>
	<div></div>	<div></div>	<div></div>
	<div></div>	<div></div>	<div></div>
	(e) Transfer of gift		
	Transferee's name, address, and ZIP 4		Relationship of transferor to transferee
	<div></div>	<div></div>	
	<div></div>	<div></div>	

**Additional Data**

**Software ID:**  
**Software Version:**  
**EIN:** 35-2123724  
**Name:** WEJ FOUNDATION INC

**Form 990PF - Special Condition Description:**

<b>Special Condition Description</b>
--------------------------------------

Form 990PF Part XV Line 3 - Grants and Contributions Paid During the Year or Approved for Future Payment

Recipient	If recipient is an individual, show any relationship to any foundation manager or substantial contributor	Foundation status of recipient	Purpose of grant or contribution	Amount
Name and address (home or business)				
<b>a</b> <i>Paid during the year</i>				
ALICITPO BOX 130998 CARLSBAD,CA 92013	NONE	501(C)(3)	EDUCATION	2,000
AMBASSADORS FOR CHRIST1355 TERRELL MILL ROAD MARIETTA,GA 30067	NONE	501(C)(3)	RELIGIOUS	360
AMBASSADORS FOR SPORTSPO BOX 72191 CLEVELAND,OH 44192	NONE	501(C)(3)	RELIGIOUS	500
ANCHORSAWAY MINISTRIES 13240 OLD MERIDIAN CARMEL,IN 46032	NONE	501(C)(3)	RELIGIOUS	1,000
ASSEMBLIES OF GOD1445 N BOONVILLE AVE SPRINGFIELD,MO 65802	NONE	501(C)(3)	RELIGIOUS	120
ASSIST INTERNATIONALPO BOX 66396 SCOTTS VALLEY,CA 95067	NONE	501(C)(3)	RELIGIOUS	240
CAMPUS CRUSADEPO BOX 628222 ORLANDO,FL 32862	NONE	501(C)(3)	RELIGIOUS	3,840
CHAMPIONS FOR LIFEPO BOX 761101 DALLS,TX 75376	NONE	501(C)(3)	RELIGIOUS	6,000
CHRISTIAN AID MISSIONPO BOX 9037 CHARLOTTESVILLE,VA 22906	NONE	501(C)(3)	RELIGIOUS	2,500
COBURN PLACE604 EAST 38TH STREET INDIANAPOLIS,IN 46205	NONE	501(C)(3)	HEALTH	1,000
COLLEGE PARK CHURCH2606 W 96TH STREET INDIANAPOLIS,IN 46268	NONE	501(C)(3)	RELIGIOUS	240
CRESENT PROJECTPO BOX 50986 INDIANAPOLIS,IN 46250	NONE	501(C)(3)	RELIGIOUS	120
ELLOWSHIP OF CHRISTIAN ATHLETES8701 LEEDS ROAD KANSAS CITY,MO 64129	NONE	501(C)(3)	RELIGIOUS	2,400
ENGINEERING MINISTRIES INTERNATIONA130 EAST KIOWA ST SUITE 200 COLORADO SPRINGS,CO 80903	NONE	501(C)(3)	RELIGIOUS	240
ENGLISH LANGUAGE INSTITUTE 1629 BLIUE SPRUCE DRIVE FORT COLLINS,CO 80524	NONE	501(C)(3)	RELIGIOUS	340
FIRST PRIORITY224 NORTH PHILLIPS AVE SUITE 207 SIOUX FALLS,SD 57104	NONE	501(C)(3)	RELIGIOUS	240
GRACE BIBLE CHURCH560 E TRACY ROAD NEW WHITELAND,IN 46184	NONE	501(C)(3)	RELIGIOUS	240
HARRISON CENTER FOR1505 NORTH DELAWARE ST INDIANAPOLIS,IN 46202	NONE	501(C)(3)	EDUCATION	750
HELP5 HANOVER SQUARE 17TH FLOOR NEWYORK,NY 10004	NONE	501(C)(3)	RELIGIOUS	240
HORIZON CHILDRENS HOMEPO BOX 180 PENDLETON,IN 46064	NONE	501(C)(3)	RELIGIOUS	240
INDIANA SPORTS OUTREACH6900 SOUTH GRAY ROAD INDIANAPOLIS,IN 46237	NONE	501(C)(3)	RELIGIOUS	6,891
INTERNATIONAL SPORTS MINIPO BOX 4168 WHEATON,IL 60189	NONE	501(C)(3)	RELIGIOUS	360
LEAD TO SERVEPO BOX 130998 CARLSBAD,CA 92013	NONE	501(C)(3)	RELIGIOUS	22,900
LIFE CHOICES CARE CENTER 1454N STATE STREET GREENFIELD,IN 46140	NONE	501(C)(3)	RELIGIOUS	1,200
MISSION TO THE WORLDPO BOX 116284 ATLANTA,GA 30368	NONE	501(C)(3)	RELIGIOUS	360
MOUNTAIN MOVERS INTL IN C 2550 POST OAK DRIVE CORINTH,TX 76210	NONE	501(C)(3)	RELIGIOUS	240
NEMAPO BOX 10201 SAVANNAH,GA 31412	NONE	501(C)(3)	HEALTH	240
NGHBHD CHRISTIAN LEGAL CL 3333 NORTH MERIDIAN STREE SUITE 201 INDIANAPOLIS,IN 46208	NONE	501(C)(3)	RELIGIOUS	-1,000
OAKS ACADEMY2301 NORTH PARK AVE INDIANAPOLIS,IN 46205	NONE	501(C)(3)	EDUCATION	1,000
OM SPORTS LINK PAKISTANPO BOX 444 TYRONE,GA 30290	NONE	501(C)(3)	RELIGIOUS	1,750

Form 990PF Part XV Line 3 - Grants and Contributions Paid During the Year or Approved for Future Payment

Recipient	If recipient is an individual, show any relationship to any foundation manager or substantial contributor	Foundation status of recipient	Purpose of grant or contribution	Amount
Name and address (home or business)				
<b>a</b> Paid during the year				
OMS INTERNATIONALPO BOX 444 TYRONE,GA 30290	NONE	501(C)(3)	RELIGIOUS	240
OUTREACH INCPO BOX 11416 INDIANAPOLIS,IN 46201	NONE	501(C)(3)	RELIGIOUS	500
PACIFIC CROSSROADS CHURCH 10351 SANTA MONICA BLVD LOS ANGELES,CA 90025	NONE	501(C)(3)	RELIGIOUS	100
REACT SERVICES12114 BOYDTON PLANK RD DINWIDDIE,VA 23841	NONE	501(C)(3)	RELIGIOUS	730
REMEDY FM1025 W RUDISILL BLVD FORT WAYNE,IN 46807	NONE	501(C)(3)	RELIGIOUS	1,500
RILEY'S CHILDREN FOUNDATI30 S MERIDIAN INDIANAPOLIS,IN 46204	NONE	501(C)(3)	HEALTH	525
RIO GRANDE BIBLE INST4300 S US HWY 281 EDINBURG,TX 78539	NONE	501(C)(3)	RELIGIOUS	440
SECOND HELPINGS1121 SOUTHEASTERN AVE INDIANAPOLIS,IN 46202	NONE	501(C)(3)	HEALTH	1,200
SEND INTERNATIONALPO BOX 513 FARMINGTON,MI 48332	NONE	501(C)(3)	RELIGIOUS	240
SERV LIFEPO BOX 20596 INDIANAPOLIS,IN 46220	NONE	501(C)(3)	RELIGIOUS	500
SHEPHERD COMMUNITY CENTER 4107 E WASHINGTON ST INDIANAPOLIS,IN 46201	NONE	501(C)(3)	HEALTH	3,740
SLAVIC GOSPEL ASSOC6151 COMMONWEALTH DR LOVES PARK,IL 61111	NONE	501(C)(3)	RELIGIOUS	240
SOUTH AMERICA MISSION1021 MAXWELL MILL ROAD FORT MILL,SC 29708	NONE	501(C)(3)	RELIGIOUS	240
SPORTS OUTREACH INTERNATI 6900 SOUTH GRAY ROAD INDIANAPOLIS,IN 46237	NONE	501(C)(3)	RELIGIOUS	5,000
STARFISH INITIATIVE814 N DELAWARE INDIANAPOLIS,IN 46204	NONE	501(C)(3)	RELIGIOUS	500
TAYLOR UNIVERSITY236 WEST READE AVE UPLAND,IN 46989	NONE	501(C)(3)	RELIGIOUS	23,020
TCM INTERNATIONALPO BOX 24560 INDIANAPOLIS,IN 46224	NONE	501(C)(3)	RELIGIOUS	500
THE INTERNATIONAL FOUNDATPO BOX 23813 WASHINGTON,DC 20026	NONE	501(C)(3)	RELIGIOUS	240
VIEWFINDER PROJECT6900 SOUTH GRAY ROAD INDIANAPOLIS,IN 46237	NONE	501(C)(3)	EDUCATION	200
WORLD SPORTSPO BOX 2607 BONITA SPRINGS,FL 34133	NONE	501(C)(3)	RELIGIOUS	57,640
YOUTH FOR CHRIST INDIANAPO BOX 68695 INDIANAPOLIS,IN 46268	NONE	501(C)(3)	RELIGIOUS	240
YOUTH FOR CHRIST INTERPO BOX 4555 ENGLEWOOD,CO 80155	NONE	501(C)(3)	RELIGIOUS	240
<b>Total . . . . .</b> ▶ <b>3a</b>				154,326

Form 990PF Part XVI-A Line 11 - Other revenue:

Enter gross amounts unless otherwise indicated	Unrelated business income		Excluded by section 512, 513, or 514		(e) Related or exempt function income (See the instructions )
11 Other revenue	(a) Business code	(b) Amount	(c) Exclusion code	(d) Amount	
a ENTERPRISE PRODUCTS PARTNER			14	-527	
b PENN VIRGINIA RESOURE			14	-130	
c RHINO RESOURCE PARTNERS			14	-8	
d PROSHARES ULTRASHORT EURO			14	5,211	
e EV ENERGY PARTNERS			14	-55	
f POWERSHARES DB AGRICULTURAL			14	282	
g VANGUARD NATURAL RESOURCES			14	53	
h NATURAL RESOURCE PARTNERS			14	45	

**TY 2011 Compensation Explanation****Name:** WEJ FOUNDATION INC**EIN:** 35-2123724

Person Name	Explanation
WESSLEY JACKSON	
KYLE JACKSON	
JACK CONNER	

Note: To capture the full content of this document, please select landscape mode (11" x 8.5") when printing.

TY 2011 Gain/Loss from Sale of Other Assets Schedule

Name: WEJ FOUNDATION INC  
EIN: 35-2123724

Name	Date Acquired	How Acquired	Date Sold	Purchaser Name	Gross Sales Price	Basis	Basis Method	Sales Expenses	Total (net)	Accumulated Depreciation
6000 SH 15 75% EUROPEAN INVESTMENT B	2011-05	PURCHASE	2011-09		3,255	4,017			-762	
26000 SH 15 75% EUROPEAN INVESTMENT	2011-06	PURCHASE	2011-09		14,105	16,826			-2,721	
112 SH 5 75% FAIRFAX FINANCIAL HLDGS	2010-10	PURCHASE	2011-03		2,868	2,873			-5	
7000 SH 5 75% TOTAL CAPITAL 04/2011	2010-11	PURCHASE	2011-04		7,376	7,131			245	
6000 SH 5 75% TOTAL CAPITAL 04/2011	2010-11	PURCHASE	2011-04		6,322	5,771			551	
3000 SH 5 75% TOTAL CAPITAL 04/2011	2010-12	PURCHASE	2011-04		3,161	2,928			233	
37000 SH 6 00% NORWAY(KINGDOM OF) BO	2010-09	PURCHASE	2011-05		6,691	6,464			227	
42000 SH 6 00% NORWAY(KINGDOM OF) BO	2010-11	PURCHASE	2011-05		7,595	7,383			212	
18000 SH 6 00% NORWAY(KINGDOM OF) BO	2010-12	PURCHASE	2011-05		3,255	3,067			188	
5000 SH 6 75% BANK NEDERLANDSE GEMEE	2010-09	PURCHASE	2011-09		4,072	3,792			280	
-602 SH ABERCROMBIE & FITCH COCL A	2011-05	PURCHASE	2011-05		42,351	42,650			-299	
540 SH ACTIVISION BLIZZARD INC COM	2011-10	PURCHASE	2011-10		7,255	7,170			85	
797 SH ACTIVISION BLIZZARD INC COM	2011-10	PURCHASE	2011-10		10,761	10,582			179	
250 SH ADVANTAGE OIL & GAS LTD	2011-03	PURCHASE	2011-08		1,458	2,068			-610	
1532 SH AEROPOSTALE	2011-04	PURCHASE	2011-04		39,548	39,682			-134	
-400 SH AKAMAI TECH	2011-04	PURCHASE	2011-04		14,537	14,640			-103	
-800 SH AKAMAI TECH	2011-04	PURCHASE	2011-04		29,074	29,896			-822	
700 SH AKAMAI TECH	2011-04	PURCHASE	2011-04		28,274	27,269			1,005	
700 SH AKAMAI TECH	2011-04	PURCHASE	2011-04		27,860	27,269			591	
700 SH AKAMAI TECH	2011-04	PURCHASE	2011-04		27,884	27,269			615	
200 SH ALTRIA GROUP INC	2011-01	PURCHASE	2011-05		5,294	4,808			486	
-31 SH AMAZON COM INC	2011-05	PURCHASE	2011-06		6,003	5,884			119	
-61 SH AMAZON COM INC	2011-05	PURCHASE	2011-08		11,813	12,155			-342	
-31 SH AMAZON COM INC	2011-06	PURCHASE	2011-08		5,887	6,177			-290	
300 SH AMEDISYS INC	2010-06	PURCHASE	2011-02		13,994	13,994				
300 SH AMEDISYS INC	2010-07	PURCHASE	2011-08		5,086	8,920			-3,834	
300 SH AMEDISYS INC	2010-07	PURCHASE	2011-08		5,086	12,905			-7,819	
600 SH AMERICAN INTL GROUP INCCOM NE	2011-01	PURCHASE	2011-01		27,591	25,208			2,383	
318 SH AMERICAN INTL GROUP INCWT EXP	2011-01	PURCHASE	2011-01		6,892	6,308			584	
1480 SH ANDERSON ENERGY LTD COM	2011-03	PURCHASE	2011-06		1,235	2,057			-822	



Name	Date Acquired	How Acquired	Date Sold	Purchaser Name	Gross Sales Price	Basis	Basis Method	Sales Expenses	Total (net)	Accumulated Depreciation
173 SH ANDERSON ENERGY LTD COM	2011-03	PURCHASE	2011-06		144	214			-70	
-1800 SH APOLLO GROUP INC CL A	2011-04	PURCHASE	2011-04		72,001	71,856			145	
103 SH APPLE INC	2011-04	PURCHASE	2011-05		34,491	36,357			-1,866	
101 SH APPLE INC	2011-04	PURCHASE	2011-05		33,829	35,651			-1,822	
104 SH APPLE INC	2011-04	PURCHASE	2011-05		34,556	36,710			-2,154	
-760 SH APPLIED MATERIALS INC	2011-02	PURCHASE	2011-02		12,037	12,168			-131	
-1480 SH APPLIED MATERIALS INC	2011-02	PURCHASE	2011-02		23,440	23,953			-513	
-1188 SH ARIBA INC COMNEW	2011-08	PURCHASE	2011-10		30,841	39,998			-9,157	
-396 SH ARM HOLDINGS PLC ADS EACHREP	2011-10	PURCHASE	2011-10		10,562	10,894			-332	
-395 SH ARM HOLDINGS PLC ADS EACHREP	2011-10	PURCHASE	2011-10		10,536	10,938			-402	
-700 SH ASSURED GUARANTY LTD COMUSD0	2011-06	PURCHASE	2011-08		10,837	8,868			1,969	
-889 SH ASSURED GUARANTY LTD COMUSD0	2011-06	PURCHASE	2011-08		13,763	12,049			1,714	
-681 SH ASSURED GUARANTY LTD COMUSD0	2011-06	PURCHASE	2011-08		10,523	9,230			1,293	
-715 SH ASSURED GUARANTY LTD COMUSD0	2011-08	PURCHASE	2011-10		9,702	9,371			331	
-715 SH ASSURED GUARANTY LTD COMUSD0	2011-08	PURCHASE	2011-10		9,702	9,511			191	
-535 SH ASSURED GUARANTY LTD COMUSD0	2011-11	PURCHASE	2011-11		6,447	5,683			764	
140 SH ATLANTIC POWER CORP COMN	2010-10	PURCHASE	2011-08		1,931	1,944			-13	
291 SH ATLANTIC POWER CORP COMN	2010-10	PURCHASE	2011-08		4,014	3,929			85	
100 SH ATLANTIC POWER CORP COMN	2011-02	PURCHASE	2011-08		1,379	1,548			-169	
263 SH ATLANTIC POWER CORP COMN	2011-03	PURCHASE	2011-08		3,628	4,044			-416	
1005 SH BANK OF AMERICA CORP	2011-05	PURCHASE	2011-05		12,384	12,702			-318	
1035 SH BANK OF AMERICA CORP	2011-05	PURCHASE	2011-05		12,669	13,082			-413	
1005 SH BANK OF AMERICA CORP	2011-05	PURCHASE	2011-05		12,254	12,702			-448	
-1157 SH BEST BUY INC	2011-05	PURCHASE	2011-05		35,123	35,233			-110	
2 SH CALL (AAPL) APPLEINC FEB19 11	2011-01	PURCHASE	2011-01		2,670	2,232			438	
1 SH CALL (AAPL) APPLEINC FEB19 11	2011-01	PURCHASE	2011-01		960	1,116			-156	
2 SH CALL (AAPL) APPLEINC FEB19 11	2011-01	PURCHASE	2011-01		2,020	1,770			250	
1 SH CALL (AAPL) APPLEINC FEB19 11	2011-01	PURCHASE	2011-01		599	885			-286	
1 SH CALL (AAPL) APPLEINC FEB19 11	2011-02	PURCHASE	2011-02		784	591			193	
1 SH CALL (AAPL) APPLEINC FEB19 11	2011-02	PURCHASE	2011-02		939	591			348	

Name	Date Acquired	How Acquired	Date Sold	Purchaser Name	Gross Sales Price	Basis	Basis Method	Sales Expenses	Total (net)	Accumulated Depreciation
2 SH CALL (AAPL) APPLEINC FEB19 11	2011-02	PURCHASE	2011-02		1,398	1,181			217	
2 SH CALL (AAPL) APPLEINC FEB19 11	2011-02	PURCHASE	2011-02		1,248	950			298	
2 SH CALL (AAPL) APPLEINC FEB19 11	2011-02	PURCHASE	2011-02		801	1,182			-381	
-1 SH CALL (AAPL) APPLEINC FEB19 11	2011-02	PURCHASE	2011-02		129	111			18	
2 SH CALL (AAPL) APPLEINC MAY21 11	2011-04	PURCHASE	2011-04		2,120	2,630			-510	
3 SH CALL (AAPL) APPLEINC MAY21 11	2011-04	PURCHASE	2011-04		3,636	3,945			-309	
-1 SH CALL (AAPL) APPLEINC MAY21 11	2011-05	PURCHASE	2011-05		84				84	
-1 SH CALL (AAPL) APPLEINC MAY21 11	2011-04	PURCHASE	2011-05		224				224	
1 SH CALL (AAPL) APPLEINC NOV19 11	2011-10	PURCHASE	2011-10		1,339	1,216			123	
2 SH CALL (AAPL) APPLEINC NOV19 11	2011-10	PURCHASE	2011-11		1,793	2,432			-639	
-3 SH CALL (AMED) AMEDISYSINC APR16	2011-03	PURCHASE	2011-04		298				298	
-4 SH CALL (AMED) AMEDISYSINC AUG20	2011-07	PURCHASE	2011-08		125				125	
-3 SH CALL (AMED) AMEDISYSINC FEB19	2011-01	PURCHASE	2011-02		148	148				
-3 SH CALL (AMED) AMEDISYSINC JAN22	2010-12	PURCHASE	2011-01		97				97	
-3 SH CALL (AMED) AMEDISYSINC MAY21	2011-04	PURCHASE	2011-05		154				154	
6 SH CALL (BIDU) BAIDUINC SPONS ADS	2011-04	PURCHASE	2011-04		1,621	2,915			-1,294	
1 SH CALL (BIDU) BAIDUINC SPONS ADS	2011-04	PURCHASE	2011-04		270	421			-151	
-1 SH CALL (BMY) BRISTOLMYERS SQUIBB	2011-07	PURCHASE	2011-08		24				24	
-1 SH CALL (BMY) BRISTOLMYERS SQUIBB	2011-06	PURCHASE	2011-07		31				31	
-2 SH CALL (CAG) CONAGRAFOODS INC JU	2011-06	PURCHASE	2011-07		48	48				
14 SH CALL (CCJ) CAMECOCORP COM NPV	2011-01	PURCHASE	2011-01		2,439	1,751			688	
10 SH CALL (CCJ) CAMECOCORP COM NPV	2011-01	PURCHASE	2011-02		3,596	1,251			2,345	
8 SH CALL (CCJ) CAMECOCORP COM NPV F	2011-01	PURCHASE	2011-02		2,944	1,000			1,944	
8 SH CALL (CCJ) CAMECOCORP COM NPV F	2011-02	PURCHASE	2011-02		1,274	1,744			-470	
10 SH CALL (CCJ) CAMECOCORP COM NPV	2011-02	PURCHASE	2011-02		2,073	2,108			-35	
25 SH CALL (CCJ) CAMECOCORP COM NPV	2011-02	PURCHASE	2011-02		5,058	5,269			-211	
21 SH CALL (CMCSA) COMCASTCORP NEW F	2011-01	PURCHASE	2011-01		1,496	2,190			-694	
20 SH CALL (CMCSA) COMCASTCORP NEW F	2011-01	PURCHASE	2011-01		1,592	2,086			-494	
19 SH CALL (CREE) CREEINC FEB19 11	2011-02	PURCHASE	2011-02		2,447	2,970			-523	
-1 SH CALL (CSCO) CISCOSYS INC JUL16	2011-06	PURCHASE	2011-07		49	49				

Name	Date Acquired	How Acquired	Date Sold	Purchaser Name	Gross Sales Price	Basis	Basis Method	Sales Expenses	Total (net)	Accumulated Depreciation
-1 SH CALL (CSCO) CISCOSYS INC SEP17	2011-08	PURCHASE	2011-09		24	24				
-1 SH CALL (EGO) ELDORADO GOLD CORP A	2011-03	PURCHASE	2011-04		29	29				
-1 SH CALL (EGO) ELDORADO GOLD CORP F	2011-01	PURCHASE	2011-02		11	41			-30	
-1 SH CALL (EGO) ELDORADO GOLD CORP M	2011-03	PURCHASE	2011-03		18				18	
3 SH CALL (EUO) PROSHARESTR II NOV19	2011-10	PURCHASE	2011-11		373	167			206	
1 SH CALL (EUO) PROSHARESTR II NOV19	2011-10	PURCHASE	2011-11		137	56			81	
3 SH CALL (EUO) PROSHARESTR II NOV19	2011-10	PURCHASE	2011-11		499	167			332	
1 SH CALL (EUO) PROSHARESTR II NOV19	2011-11	PURCHASE	2011-11		79	69			10	
2 SH CALL (FFIV) F5NETWORKS INC APR1	2011-03	PURCHASE	2011-03		1,398	1,040			358	
2 SH CALL (FFIV) F5NETWORKS INC APR1	2011-03	PURCHASE	2011-03		1,818	1,040			778	
1 SH CALL (FFIV) F5NETWORKS INC APR1	2011-03	PURCHASE	2011-04		310	520			-210	
2 SH CALL (FFIV) F5NETWORKS INC APR1	2011-03	PURCHASE	2011-04		620	1,682			-1,062	
7 SH CALL (GG) GOLDCORPINC COM NPV O	2011-09	PURCHASE	2011-10		1,583	1,496			87	
3 SH CALL (GG) GOLDCORPINC COM NPV O	2011-09	PURCHASE	2011-10		334	641			-307	
-2 SH CALL (GILD) GILEADSCIENCES APR	2011-03	PURCHASE	2011-04		66				66	
-2 SH CALL (GILD) GILEADSCIENCES APR	2011-03	PURCHASE	2011-03		86	15			71	
-2 SH CALL (GILD) GILEADSCIENCES AUG	2011-07	PURCHASE	2011-08		120				120	
-2 SH CALL (GILD) GILEADSCIENCES DEC	2011-11	PURCHASE	2011-12		100				100	
5 SH CALL (GILD) GILEADSCIENCES FEB1	2011-01	PURCHASE	2011-01		532	996			-464	
1 SH CALL (GILD) GILEADSCIENCES FEB1	2011-01	PURCHASE	2011-01		106	199			-93	
5 SH CALL (GILD) GILEADSCIENCES FEB1	2011-01	PURCHASE	2011-01		413	996			-583	
5 SH CALL (GILD) GILEADSCIENCES FEB1	2011-01	PURCHASE	2011-01		275	624			-349	
1 SH CALL (GILD) GILEADSCIENCES FEB1	2011-01	PURCHASE	2011-01		55	125			-70	
5 SH CALL (GILD) GILEADSCIENCES FEB1	2011-01	PURCHASE	2011-01		191	624			-433	
3 SH CALL (GILD) GILEADSCIENCES JAN2	2010-04	PURCHASE	2011-01		3,452	3,452				
-2 SH CALL (GILD) GILEADSCIENCES JUL	2011-07	PURCHASE	2011-07		50				50	
-2 SH CALL (GILD) GILEADSCIENCES JUN	2011-05	PURCHASE	2011-06		44				44	
-2 SH CALL (GILD) GILEADSCIENCES MAY	2011-04	PURCHASE	2011-05		100				100	
-2 SH CALL (GILD) GILEADSCIENCES NOV	2011-10	PURCHASE	2011-11		140				140	
-3 SH CALL (GILD) GILEADSCIENCES OCT	2011-09	PURCHASE	2011-10		136				136	

Name	Date Acquired	How Acquired	Date Sold	Purchaser Name	Gross Sales Price	Basis	Basis Method	Sales Expenses	Total (net)	Accumulated Depreciation
2 SH CALL (GLD) SPDRGOLD TR GOLD SEP	2011-09	PURCHASE	2011-09			415			-415	
11 SH CALL (HL) HECLAMINING CO JAN21	2011-12	PURCHASE	2011-12		846	853			-7	
-2 SH CALL (INTC) INTEL CORP MAY21 11	2011-04	PURCHASE	2011-05		78	78				
-1 SH CALL (INTC) INTEL CORP MAY21 11	2011-05	PURCHASE	2011-05		26				26	
-1 SH CALL (JNJ) JOHNSON& JOHNSON JU	2011-06	PURCHASE	2011-07		67				67	
-1 SH CALL (KFT) KRAFTFOODS INC JUL1	2011-06	PURCHASE	2011-07		29	29				
-1 SH CALL (KFT) KRAFTFOODS INC JUN1	2011-05	PURCHASE	2011-06		35				35	
-3 SH CALL (KFT) KRAFTFOODS INC MAR1	2011-03	PURCHASE	2011-03		26				26	
-3 SH CALL (KFT) KRAFTFOODS INC MAY2	2011-04	PURCHASE	2011-05		88	109			-21	
-2 SH CALL (KFT) KRAFTFOODS INC MAY2	2011-05	PURCHASE	2011-05		94	73			21	
-1 SH CALL (KGC) KINROSSGOLD CORP FE	2011-01	PURCHASE	2011-02		16				16	
-1 SH CALL (KGC) KINROSSGOLD CORP MA	2011-03	PURCHASE	2011-03		25				25	
-1 SH CALL (KGC) KINROSSGOLD CORP SE	2011-09	PURCHASE	2011-09		21				21	
3 SH CALL (LULU) LULULEMONATHLETICA	2011-04	PURCHASE	2011-04		3,280	2,603			677	
3 SH CALL (LULU) LULULEMONATHLETICA	2011-04	PURCHASE	2011-04		3,280	2,603			677	
3 SH CALL (LULU) LULULEMONATHLETICA	2011-04	PURCHASE	2011-04		3,283	2,603			680	
8 SH CALL (MCD) MCDONALDSCORP FEB19	2011-01	PURCHASE	2011-01		1,210	1,391			-181	
13 SH CALL (MCD) MCDONALDSCORP FEB19	2011-01	PURCHASE	2011-01		1,875	2,260			-385	
11 SH CALL (MCD) MCDONALDSCORP FEB19	2011-01	PURCHASE	2011-01		1,532	1,912			-380	
-2 SH CALL (MO) ALTRIAGROUP INC MAY2	2011-04	PURCHASE	2011-05		102	102				
3 SH CALL (NFLX) NETFLIXCOM INC DEC1	2011-11	PURCHASE	2011-11		1,506	3,002			-1,496	
3 SH CALL (NFLX) NETFLIXCOM INC FEB1	2011-01	PURCHASE	2011-01		3,268	3,902			-634	
3 SH CALL (NFLX) NETFLIXCOM INC JAN2	2011-01	PURCHASE	2011-01		2,758	2,102			656	
3 SH CALL (NFLX) NETFLIXCOM INC JAN2	2011-01	PURCHASE	2011-01		1,843	1,847			-4	
-3 SH CALL (NFLX) NETFLIXCOM INC JAN	2011-01	PURCHASE	2011-01		628	41			587	
1 SH CALL (NFLX) NETFLIXCOM INC MAY2	2011-04	PURCHASE	2011-04		1,975	1,821			154	
2 SH CALL (NFLX) NETFLIXCOM INC MAY2	2011-04	PURCHASE	2011-04		3,498	3,642			-144	
1 SH CALL (NFLX) NETFLIXCOM INC MAY2	2011-04	PURCHASE	2011-04		1,539	1,821			-282	
-1 SH CALL (PBR) PETROLEOBRASILEIRO	2011-08	PURCHASE	2011-09		77	86			-9	
-2 SH CALL (PBR) PETROLEOBRASILEIRO	2011-08	PURCHASE	2011-09		148	172			-24	

Name	Date Acquired	How Acquired	Date Sold	Purchaser Name	Gross Sales Price	Basis	Basis Method	Sales Expenses	Total (net)	Accumulated Depreciation
2 SH CALL (PCX) PATRIOTCOAL CORP JAN	2010-12	PURCHASE	2011-01		668	300			368	
3 SH CALL (PCX) PATRIOTCOAL CORP JAN	2011-01	PURCHASE	2011-01		832	377			455	
5 SH CALL (PCX) PATRIOTCOAL CORP JAN	2011-01	PURCHASE	2011-01		2,346	563			1,783	
-1 SH CALL (PCX) PATRIOTCOAL CORP JA	2011-01	PURCHASE	2011-01		34	244			-210	
5 SH CALL (PCX) PATRIOTCOAL CORP JAN	2011-01	PURCHASE	2011-01		334	1,229			-895	
-2 SH CALL (PCX) PATRIOTCOAL CORP JA	2011-01	PURCHASE	2011-01		118	214			-96	
-3 SH CALL (PCX) PATRIOTCOAL CORP JA	2011-01	PURCHASE	2011-01		199	62			137	
-2 SH CALL (PG) PROCTER& GAMBLE CO M	2011-04	PURCHASE	2011-05		66	66				
-3 SH CALL (PWE) PENNWEST PETROLEUM	2011-05	PURCHASE	2011-06		88				88	
-3 SH CALL (PWE) PENNWEST PETROLEUM	2011-03	PURCHASE	2011-03		88				88	
-3 SH CALL (PWE) PENNWEST PETROLEUM	2011-04	PURCHASE	2011-05		73				73	
-1 SH CALL (RIMM) RESEARCHIN MOTION	2011-08	PURCHASE	2011-08		11				11	
-2 SH CALL (RIMM) RESEARCHIN MOTION	2011-08	PURCHASE	2011-08		90	192			-102	
-2 SH CALL (RIMM) RESEARCHIN MOTION	2011-08	PURCHASE	2011-08		82				82	
-2 SH CALL (RIMM) RESEARCHIN MOTION	2011-12	PURCHASE	2011-12		56				56	
-1 SH CALL (RIMM) RESEARCHIN MOTION	2011-07	PURCHASE	2011-07		38				38	
-1 SH CALL (RIMM) RESEARCHIN MOTION	2011-07	PURCHASE	2011-07		46				46	
-2 SH CALL (RIMM) RESEARCHIN MOTION	2011-10	PURCHASE	2011-11		97				97	
-2 SH CALL (RIMM) RESEARCHIN MOTION	2011-11	PURCHASE	2011-11		128				128	
-2 SH CALL (RIMM) RESEARCHIN MOTION	2011-11	PURCHASE	2011-11		78				78	
-2 SH CALL (RIMM) RESEARCHIN MOTION	2011-11	PURCHASE	2011-11		118				118	
-2 SH CALL (RIMM) RESEARCHIN MOTION	2011-09	PURCHASE	2011-10		66	264			-198	
-2 SH CALL (RIMM) RESEARCHIN MOTION	2011-10	PURCHASE	2011-10		252	216			36	
-2 SH CALL (RIMM) RESEARCHIN MOTION	2011-10	PURCHASE	2011-10		212				212	
-2 SH CALL (RIMM) RESEARCHIN MOTION	2011-10	PURCHASE	2011-10		88				88	
-2 SH CALL (RIMM) RESEARCHIN MOTION	2011-08	PURCHASE	2011-09		48				48	
-2 SH CALL (RIMM) RESEARCHIN MOTION	2011-09	PURCHASE	2011-09		74				74	
-2 SH CALL (RIMM) RESEARCHIN MOTION	2011-09	PURCHASE	2011-09		188				188	
-2 SH CALL (RIMM) RESEARCHIN MOTION	2011-09	PURCHASE	2011-09		70				70	
17 SH CALL (SBUX) STARBUCKSCORP FEB1	2011-01	PURCHASE	2011-01		2,232	2,044			188	

Name	Date Acquired	How Acquired	Date Sold	Purchaser Name	Gross Sales Price	Basis	Basis Method	Sales Expenses	Total (net)	Accumulated Depreciation
14 SH CALL (SBUX) STARBUCKSCORP FEB1	2011-01	PURCHASE	2011-01		1,617	1,683			-66	
7 SH CALL (SBUX) STARBUCKSCORP FEB19	2011-01	PURCHASE	2011-01		695	842			-147	
7 SH CALL (SBUX) STARBUCKSCORP FEB19	2011-01	PURCHASE	2011-01		310	842			-532	
15 SH CALL (SDS) PROSHARESTR APR16 1	2011-03	PURCHASE	2011-03		1,105	3,015			-1,910	
3 SH CALL (SDS) PROSHARESTR APR16 11	2011-03	PURCHASE	2011-03		221	644			-423	
18 SH CALL (SDS) PROSHARESTR APR16 1	2011-03	PURCHASE	2011-03		782	2,479			-1,697	
7 SH CALL (SDS) PROSHARESTR DEC17 11	2011-11	PURCHASE	2011-11		1,780	877			903	
6 SH CALL (SDS) PROSHARESTR DEC17 11	2011-11	PURCHASE	2011-11		1,410	906			504	
3 SH CALL (SDS) PROSHARESTR DEC17 11	2011-11	PURCHASE	2011-11		112	458			-346	
4 SH CALL (SDS) PROSHARESTR DEC17 11	2011-11	PURCHASE	2011-12		89	611			-522	
3 SH CALL (SDS) PROSHARESTR DEC17 11	2011-11	PURCHASE	2011-12		67	327			-260	
6 SH CALL (SDS) PROSHARESTR DEC17 11	2011-11	PURCHASE	2011-11		151	834			-683	
-3 SH CALL (SDS) PROSHARESTR DEC17 1	2011-11	PURCHASE	2011-11		181	186			-5	
-3 SH CALL (SDS) PROSHARESTR DEC17 1	2011-11	PURCHASE	2011-11		172	99			73	
3 SH CALL (SDS) PROSHARESTR JAN21 12	2011-12	PURCHASE	2011-12		683	512			171	
3 SH CALL (SDS) PROSHARESTR JAN21 12	2011-12	PURCHASE	2011-12		226	394			-168	
3 SH CALL (SDS) PROSHARESTR JAN21 12	2011-12	PURCHASE	2011-12		226	398			-172	
6 SH CALL (SDS) PROSHARESTR NOV19 11	2011-10	PURCHASE	2011-11		1,014	551			463	
3 SH CALL (SDS) PROSHARESTR NOV19 11	2011-10	PURCHASE	2011-10		191	478			-287	
6 SH CALL (SDS) PROSHARESTR NOV19 11	2011-10	PURCHASE	2011-10		381	955			-574	
6 SH CALL (SDS) PROSHARESTR NOV19 11	2011-11	PURCHASE	2011-11		241	650			-409	
12 SH CALL (SLV) ISHARESSILVER TR MA	2011-05	PURCHASE	2011-05		2,052	2,697			-645	
7 SH CALL (SLV) ISHARESSILVER TR MAY	2011-05	PURCHASE	2011-05		1,103	1,573			-470	
3 SH CALL (SLV) ISHARESSILVER TR MAY	2011-04	PURCHASE	2011-04		2,428	2,025			403	
3 SH CALL (SLV) ISHARESSILVER TR MAY	2011-04	PURCHASE	2011-04		2,128	2,025			103	
3 SH CALL (SLV) ISHARESSILVER TR MAY	2011-04	PURCHASE	2011-05		1,483	2,025			-542	
5 SH CALL (SLV) ISHARESSILVER TR NOV	2011-10	PURCHASE	2011-10		1,546	974			572	
2 SH CALL (SLV) ISHARESSILVER TR NOV	2011-10	PURCHASE	2011-11		172	372			-200	
3 SH CALL (SLV) ISHARESSILVER TR NOV	2011-10	PURCHASE	2011-11		274	557			-283	
-2 SH CALL (SLW) SILVERWHEATON APR16	2011-03	PURCHASE	2011-04		195				195	

Name	Date Acquired	How Acquired	Date Sold	Purchaser Name	Gross Sales Price	Basis	Basis Method	Sales Expenses	Total (net)	Accumulated Depreciation
5 SH CALL (SLW) SILVERWHEATON APR16	2011-04	PURCHASE	2011-04		1,236	953			283	
-2 SH CALL (SLW) SILVERWHEATON AUG20	2011-07	PURCHASE	2011-08		95				95	
-2 SH CALL (SLW) SILVERWHEATON AUG26	2011-08	PURCHASE	2011-08		90				90	
-2 SH CALL (SLW) SILVERWHEATON DEC23	2011-12	PURCHASE	2011-12		42				42	
-2 SH CALL (SLW) SILVERWHEATON DEC23	2011-12	PURCHASE	2011-12		38				38	
-2 SH CALL (SLW) SILVERWHEATON DEC30	2011-12	PURCHASE	2011-12		38				38	
3 SH CALL (SLW) SILVERWHEATON JAN21	2011-12	PURCHASE	2011-12		703	692			11	
-2 SH CALL (SLW) SILVERWHEATON JUL16	2011-07	PURCHASE	2011-07		98	98				
-2 SH CALL (SLW) SILVERWHEATON JUN18	2011-05	PURCHASE	2011-06		98				98	
6 SH CALL (SLW) SILVERWHEATON MAY21	2011-04	PURCHASE	2011-04		2,395	2,195			200	
4 SH CALL (SLW) SILVERWHEATON MAY21	2011-04	PURCHASE	2011-04		1,337	1,463			-126	
4 SH CALL (SLW) SILVERWHEATON MAY21	2011-04	PURCHASE	2011-04		1,257	1,463			-206	
-1 SH CALL (SLW) SILVERWHEATON MAY21	2011-04	PURCHASE	2011-05		97				97	
-1 SH CALL (SLW) SILVERWHEATON MAY21	2011-04	PURCHASE	2011-05		124				124	
-2 SH CALL (SLW) SILVERWHEATON NOV04	2011-10	PURCHASE	2011-11		70				70	
-2 SH CALL (SLW) SILVERWHEATON SEP02	2011-08	PURCHASE	2011-09		50				50	
-2 SH CALL (SO) SOUTHERNCO APR16 11	2011-03	PURCHASE	2011-04		48	48				
-1 SH CALL (SO) SOUTHERNCO FEB19 11	2011-01	PURCHASE	2011-02		26				26	
-1 SH CALL (SO) SOUTHERNCO JAN22 11	2010-11	PURCHASE	2011-01		74	36			38	
-2 SH CALL (SO) SOUTHERNCO MAR19 11	2011-03	PURCHASE	2011-03		60				60	
-2 SH CALL (SO) SOUTHERNCO MAY21 11	2011-04	PURCHASE	2011-04		90	90				
-2 SH CALL (SPXW) NEWS & P 500 INDEX	2010-12	PURCHASE	2011-01		88				88	
-4 SH CALL (SPXW) NEWS & P 500 INDEX	2010-12	PURCHASE	2011-01		101				101	
-1 SH CALL (SPXW) NEWS & P 500 INDEX	2010-12	PURCHASE	2011-01		14				14	
-2 SH CALL (SPXW) NEWS & P 500 INDEX	2011-01	PURCHASE	2011-01		106				106	
-1 SH CALL (SPXW) NEWS & P 500 INDEX	2011-01	PURCHASE	2011-01		23				23	
-4 SH CALL (SPXW) NEWS & P 500 INDEX	2011-01	PURCHASE	2011-01		144				144	
-2 SH CALL (SVM) SILVERCORPMETALS AP	2011-03	PURCHASE	2011-04		58				58	
-1 SH CALL (SVM) SILVERCORPMETALS JA	2010-12	PURCHASE	2011-01		19				19	
-2 SH CALL (SVM) SILVERCORPMETALS MA	2011-03	PURCHASE	2011-03		48				48	

Name	Date Acquired	How Acquired	Date Sold	Purchaser Name	Gross Sales Price	Basis	Basis Method	Sales Expenses	Total (net)	Accumulated Depreciation
-2 SH CALL (SVM) SILVERCORPMETALS MA	2011-04	PURCHASE	2011-05		58				58	
-1 SH CALL (SVM) SILVERCORPMETALS SE	2011-09	PURCHASE	2011-09		19				19	
7 SH CALL (TXN) TEXASINSTRUMENTS FEB	2011-01	PURCHASE	2011-01		877	1,062			-185	
3 SH CALL (TXN) TEXASINSTRUMENTS FEB	2011-01	PURCHASE	2011-01		418	455			-37	
3 SH CALL (TXN) TEXASINSTRUMENTS FEB	2011-01	PURCHASE	2011-01		418	565			-147	
10 SH CALL (TXN) TEXASINSTRUMENTS JA	2011-01	PURCHASE	2011-01		1,112	1,016			96	
8 SH CALL (TXN) TEXASINSTRUMENTS JAN	2011-01	PURCHASE	2011-01		938	813			125	
6 SH CALL (TXN) TEXASINSTRUMENTS JAN	2011-01	PURCHASE	2011-01		865	610			255	
1 SH CALL (TXN) TEXASINSTRUMENTS JAN	2011-01	PURCHASE	2011-01		198	102			96	
2 SH CALL (TXN) TEXASINSTRUMENTS JAN	2011-01	PURCHASE	2011-01		397	240			157	
6 SH CALL (TXN) TEXASINSTRUMENTS JAN	2011-01	PURCHASE	2011-01		1,027	719			308	
-2 SH CALL (TXN) TEXASINSTRUMENTS JA	2011-01	PURCHASE	2011-01		52	72			-20	
-6 SH CALL (TXN) TEXASINSTRUMENTS JA	2011-01	PURCHASE	2011-01		157	287			-130	
6 SH CALL (USO ) UNITEDSTS OIL FD LP	2011-12	PURCHASE	2011-12		481	909			-428	
7 SH CALL (USO ) UNITEDSTS OIL FD LP	2011-12	PURCHASE	2011-12		478	1,061			-583	
-1 SH CALL (VZ) VERIZON APR16 11 37	2011-03	PURCHASE	2011-04		44	44				
-1 SH CALL (VZ) VERIZON AUG20 11 37	2011-07	PURCHASE	2011-08		49				49	
-1 SH CALL (VZ) VERIZON DEC17 11 37	2011-11	PURCHASE	2011-12		36	36				
-1 SH CALL (VZ) VERIZON JUL16 11 37	2011-07	PURCHASE	2011-07		46				46	
-1 SH CALL (VZ) VERIZON NOV19 11 37	2011-10	PURCHASE	2011-11		62				62	
-1 SH CALL (VZ) VERIZON OCT22 11 37	2011-09	PURCHASE	2011-10		34	33			1	
-1 SH CALL (VZ) VERIZON SEP17 11 37	2011-09	PURCHASE	2011-09		25				25	
-1 SH CALL (WMT) WAL-MARTSTORES INC	2011-03	PURCHASE	2011-04		45	45				
75 SH CAMECO CORP COM NPV	2010-09	PURCHASE	2011-03		2,228	2,059			169	
SH CASH (AUD)	2011-04	PURCHASE	2011-04		5	5				
SH CASH (AUD)	2011-05	PURCHASE	2011-05		5,408	5,409			-1	
SH CASH (AUD)	2011-05	PURCHASE	2011-05		203	203				
SH CASH (AUD)	2011-09	PURCHASE	2011-09		7,941	8,135			-194	
SH CASH (AUD)	2011-12	PURCHASE	2011-12		5,142	5,018			124	
SH CASH (AUD)	2011-12	PURCHASE	2011-12		47	46			1	



Name	Date Acquired	How Acquired	Date Sold	Purchaser Name	Gross Sales Price	Basis	Basis Method	Sales Expenses	Total (net)	Accumulated Depreciation
SH CASH (CAD)	2011-01	PURCHASE	2011-01		1,883	1,889			-6	
SH CASH (CAD)	2011-02	PURCHASE	2011-02		1,548	1,543			5	
SH CASH (CAD)	2011-02	PURCHASE	2011-02		2,111	2,116			-5	
SH CASH (CAD)	2011-03	PURCHASE	2011-03		2,057	2,060			-3	
SH CASH (CAD)	2011-03	PURCHASE	2011-03		2,059	2,063			-4	
SH CASH (CAD)	2011-03	PURCHASE	2011-03		2,036	2,044			-8	
SH CASH (CAD)	2011-03	PURCHASE	2011-03		2,890	2,868			22	
SH CASH (CAD)	2011-03	PURCHASE	2011-03		1,154	1,153			1	
SH CASH (CAD)	2011-03	PURCHASE	2011-03		214	215			-1	
SH CASH (CAD)	2011-04	PURCHASE	2011-04		79	78			1	
SH CASH (CAD)	2011-04	PURCHASE	2011-04		190	192			-2	
SH CASH (CAD)	2011-05	PURCHASE	2011-05		64	65			-1	
SH CASH (CAD)	2011-05	PURCHASE	2011-05		54	55			-1	
SH CASH (CAD)	2011-05	PURCHASE	2011-05		2,109	2,098			11	
SH CASH (CAD)	2011-07	PURCHASE	2011-07		11	11				
SH CASH (CAD)	2011-07	PURCHASE	2011-07		11	11				
SH CASH (CAD)	2011-09	PURCHASE	2011-09		14,243	15,184			-941	
SH CASH (CAD)	2011-10	PURCHASE	2011-10		2	2				
SH CASH (CHF)	2011-01	PURCHASE	2011-01		8,495	8,328			167	
SH CASH (CHF)	2011-05	PURCHASE	2011-05		9,974	9,475			499	
SH CASH (CHF)	2011-08	PURCHASE	2011-08		33,406	28,966			4,440	
SH CASH (CHF)	2011-08	PURCHASE	2011-08		275	276			-1	
SH CASH (CHF)	2011-09	PURCHASE	2011-09		2,651	2,667			-16	
SH CASH (NOK)	2011-03	PURCHASE	2011-03		1,273	1,271			2	
SH CASH (NOK)	2011-03	PURCHASE	2011-03		37	37				
SH CASH (NOK)	2011-05	PURCHASE	2011-05		18,544	18,625			-81	
SH CASH (NOK)	2011-12	PURCHASE	2011-12		6,787	6,830			-43	
SH CASH (NOK)	2011-12	PURCHASE	2011-12		147	147				
SH CASH (NZD)	2011-01	PURCHASE	2011-01		209	205			4	
SH CASH (NZD)	2011-03	PURCHASE	2011-03		2,287	2,292			-5	

Name	Date Acquired	How Acquired	Date Sold	Purchaser Name	Gross Sales Price	Basis	Basis Method	Sales Expenses	Total (net)	Accumulated Depreciation
SH CASH (NZD)	2011-03	PURCHASE	2011-03		22	22				
SH CASH (NZD)	2011-10	PURCHASE	2011-10		4,436	4,754			-318	
SH CASH (NZD)	2011-12	PURCHASE	2011-12		341	341				
SH CASH (SEK)	2011-12	PURCHASE	2011-12		63	64			-1	
SH CASH (SGD)	2011-03	PURCHASE	2011-03		595	596			-1	
SH CASH (SGD)	2011-03	PURCHASE	2011-03		2,198	2,204			-6	
SH CASH (SGD)	2011-03	PURCHASE	2011-03		4,249	4,262			-13	
SH CASH (TRY)	2011-05	PURCHASE	2011-05		4,017	4,027			-10	
SH CASH (TRY)	2011-05	PURCHASE	2011-05		377	378			-1	
SH CASH (TRY)	2011-05	PURCHASE	2011-05		4,045	4,055			-10	
SH CASH (TRY)	2011-05	PURCHASE	2011-05							
SH CASH (TRY)	2011-06	PURCHASE	2011-06		16,826	16,704			122	
SH CASH (TRY)	2011-06	PURCHASE	2011-06		1,777	1,764			13	
SH CASH (TRY)	2011-10	PURCHASE	2011-10		10,778	11,074			-296	
SH CASH (TRY)	2011-10	PURCHASE	2011-10		9,164	9,511			-347	
SH CASH (TRY)	2011-12	PURCHASE	2011-12							
SH CASH (TRY)	2011-12	PURCHASE	2011-12		6,043	6,067			-24	
SH CASH (TRY)	2011-12	PURCHASE	2011-12		752	755			-3	
1940 SH CHIMERA INVT CORP COM	2011-03	PURCHASE	2011-06		6,611	8,253			-1,642	
-73 SH CHIPOTLE MEXICAN GRILLINC	2011-04	PURCHASE	2011-05		19,372	19,472			-100	
-149 SH CHIPOTLE MEXICAN GRILLINC	2011-04	PURCHASE	2011-05		39,540	40,983			-1,443	
-71 SH CHIPOTLE MEXICAN GRILLINC	2011-05	PURCHASE	2011-08		20,448	20,201			247	
-14 SH CHIPOTLE MEXICAN GRILLINC	2011-05	PURCHASE	2011-08		4,032	4,069			-37	
-22 SH CHIPOTLE MEXICAN GRILLINC	2011-06	PURCHASE	2011-08		6,064	6,393			-329	
-36 SH CHIPOTLE MEXICAN GRILLINC	2011-06	PURCHASE	2011-08		10,827	10,462			365	
100 SH CISCO SYS INC	2011-05	PURCHASE	2011-07		1,541	1,669			-128	
18 SH CISCO SYS INC	2011-05	PURCHASE	2011-09		291	300			-9	
82 SH CISCO SYS INC	2011-05	PURCHASE	2011-09		1,325	1,367			-42	
200 SH CONAGRA FOODS INC	2011-06	PURCHASE	2011-07		5,240	4,940			300	
-825 SH CORNING INC	2011-03	PURCHASE	2011-04		17,400	16,838			562	

Name	Date Acquired	How Acquired	Date Sold	Purchaser Name	Gross Sales Price	Basis	Basis Method	Sales Expenses	Total (net)	Accumulated Depreciation
-825 SH CORNING INC	2011-03	PURCHASE	2011-04		17,400	16,298			1,102	
-850 SH CORNING INC	2011-03	PURCHASE	2011-04		17,927	16,703			1,224	
1467 SH CORNING INC	2011-04	PURCHASE	2011-04		28,965	28,821			144	
1467 SH CORNING INC	2011-04	PURCHASE	2011-04		28,821	28,821				
1466 SH CORNING INC	2011-04	PURCHASE	2011-04		29,795	28,801			994	
1 SH CORNING INC	2011-04	PURCHASE	2011-04		20	21			-1	
1466 SH CORNING INC	2011-04	PURCHASE	2011-04		30,005	30,377			-372	
-367 SH CROCS INC COM	2011-09	PURCHASE	2011-10		9,632	8,919			713	
-271 SH CROCS INC COM	2011-10	PURCHASE	2011-10		7,096	4,615			2,481	
-136 SH CROCS INC COM	2011-10	PURCHASE	2011-10		3,561	2,245			1,316	
-135 SH CROCS INC COM	2011-10	PURCHASE	2011-10		3,535	2,258			1,277	
-200 SH CUMMINS INC FORMERLY CUMMINS	2011-06	PURCHASE	2011-08		18,589	17,310			1,279	
-65 SH CUMMINS INC FORMERLY CUMMINSE	2011-06	PURCHASE	2011-08		6,041	5,633			408	
-220 SH CURRENCYSHARES AUSTRALIANDLR	2011-09	PURCHASE	2011-10		21,501	23,607			-2,106	
33 SH CURRENCYSHARES SWISS FRANCTR S	2011-07	PURCHASE	2011-08		4,145	3,874			271	
-1620 SH D R HORTON INC	2011-09	PURCHASE	2011-10		15,323	16,454			-1,131	
-1283 SH DELL INC	2011-03	PURCHASE	2011-03		19,145	18,868			277	
-2565 SH DELL INC	2011-03	PURCHASE	2011-04		38,274	37,841			433	
-200 SH DEUTSCHE BANK AG ORD NPV(REG	2011-08	PURCHASE	2011-08		9,428	8,360			1,068	
-234 SH DEUTSCHE BANK AG ORD NPV(REG	2011-08	PURCHASE	2011-09		11,031	7,311			3,720	
-237 SH DEUTSCHE BANK AG ORD NPV(REG	2011-08	PURCHASE	2011-09		11,172	9,002			2,170	
-37 SH DEUTSCHE BANK AG ORD NPV (REGD	2011-08	PURCHASE	2011-10		1,744	1,355			389	
-200 SH DEUTSCHE BANK AG ORD NPV(REG	2011-08	PURCHASE	2011-10		7,498	7,327			171	
95 SH DIREXION DAILY SML CAPBULL 3X	2011-08	PURCHASE	2011-08		4,633	4,545			88	
96 SH DIREXION DAILY SML CAPBULL 3X	2011-08	PURCHASE	2011-09		3,613	4,593			-980	
95 SH DIREXION DAILY SML CAPBULL 3X	2011-09	PURCHASE	2011-09		3,575	3,908			-333	
135 SH DIREXION DAILY TECHNOLOGYBULL	2011-08	PURCHASE	2011-08		4,646	4,615			31	
134 SH DIREXION DAILY TECHNOLOGYBULL	2011-08	PURCHASE	2011-09		3,850	4,581			-731	
135 SH DIREXION DAILY TECHNOLOGYBULL	2011-09	PURCHASE	2011-09		3,878	4,234			-356	
411 SH DIREXION SHS ETF TR DAILYENER	2011-11	PURCHASE	2011-11		5,212	4,834			378	

Name	Date Acquired	How Acquired	Date Sold	Purchaser Name	Gross Sales Price	Basis	Basis Method	Sales Expenses	Total (net)	Accumulated Depreciation
411 SH DIREXION SHS ETF TR DAILYENER	2011-11	PURCHASE	2011-11		5,335	4,834			501	
353 SH DIREXION SHS ETF TR DAILYENER	2011-11	PURCHASE	2011-11		4,952	4,152			800	
29 SH DIREXION SHS ETF TR DAILYENERG	2011-11	PURCHASE	2011-11		407	354			53	
382 SH DIREXION SHS ETF TR DAILYENER	2011-11	PURCHASE	2011-11		5,426	4,662			764	
302 SH DIREXION SHS ETF TR DAILYFINL	2011-08	PURCHASE	2011-08		4,718	4,543			175	
302 SH DIREXION SHS ETF TR DAILYFINL	2011-08	PURCHASE	2011-09		3,565	4,543			-978	
302 SH DIREXION SHS ETF TR DAILYFINL	2011-09	PURCHASE	2011-09		3,565	3,973			-408	
500 SH DIREXION SHS ETF TR DAILYSMAL	2011-01	PURCHASE	2011-02		6,866	7,854			-988	
575 SH DIREXION SHS ETF TR DAILYSMAL	2011-01	PURCHASE	2011-02		7,896	8,793			-897	
0 67 SH DIREXION SHS ETF TR DAILYSMA	2011-02	PURCHASE	2011-02		28	28				
195 SH DIREXION SHS ETF TR DAILYSMAL	2011-02	PURCHASE	2011-02		7,477	8,268			-791	
99 SH DIREXION SHS ETF TR DAILYSMALL	2011-03	PURCHASE	2011-03		3,698	4,120			-422	
99 SH DIREXION SHS ETF TR DAILYSMALL	2011-03	PURCHASE	2011-03		3,501	4,120			-619	
118 SH DIREXION SHS ETF TR DAILYSMAL	2011-09	PURCHASE	2011-10		6,788	6,230			558	
118 SH DIREXION SHS ETF TR DAILYSMAL	2011-09	PURCHASE	2011-10		4,496	6,230			-1,734	
1 SH DIREXION SHS ETF TR DAILYSMALL	2011-09	PURCHASE	2011-10		36	53			-17	
118 SH DIREXION SHS ETF TR DAILYSMAL	2011-10	PURCHASE	2011-10		4,253	5,727			-1,474	
1 SH DIREXION SHS ETF TR DAILYSMALL	2011-10	PURCHASE	2011-10		29	49			-20	
119 SH DIREXION SHS ETF TR DAILYSMAL	2011-10	PURCHASE	2011-10		3,506	5,121			-1,615	
34 SH DIREXION SHS ETF TR DAILYSMALL	2011-10	PURCHASE	2011-10		1,002	1,178			-176	
184 SH DIREXION SHS ETF TR DAILYSMAL	2011-10	PURCHASE	2011-12		4,979	6,373			-1,394	
100 SH ELDORADO GOLD CORP COM NPV	2011-01	PURCHASE	2011-04		1,721	1,606			115	
401 SH ELEMENTS ROGERS INTL COMMODIT	2011-04	PURCHASE	2011-05		3,765	4,106			-341	
384 SH ELEMENTS ROGERS INTL COMMODIT	2011-04	PURCHASE	2011-05		3,606	4,032			-426	
80 SH EV ENERGY PARTNERS LP	2010-11	PURCHASE	2011-07		4,604	2,871			1,733	
3 SH FIRST SOLAR INC COM NOV 19 11	2011-10	PURCHASE	2011-10		2,423	1,658			765	
3 SH FIRST SOLAR INC COM NOV 19 11	2011-10	PURCHASE	2011-10		2,478	1,493			985	
3 SH FIRST SOLAR INC COM NOV 19 11	2011-10	PURCHASE	2011-10		2,389	1,862			527	
-1 SH FIRST SOLAR INC COM OCT 28 11	2011-10	PURCHASE	2011-10		107	207			-100	
151 SH FIRST TR ETF CONSUMER STAPLES	2011-07	PURCHASE	2011-08		3,471	3,839			-368	

Name	Date Acquired	How Acquired	Date Sold	Purchaser Name	Gross Sales Price	Basis	Basis Method	Sales Expenses	Total (net)	Accumulated Depreciation
181 SH FIRST TR NASDAQ 100 TECHNOLOG	2010-11	PURCHASE	2011-03		4,745	4,493			252	
-1684 SH FORMFACTOR INC	2011-03	PURCHASE	2011-04		17,281	17,709			-428	
-716 SH FORMFACTOR INC	2011-03	PURCHASE	2011-04		7,347	7,069			278	
500 SH GALLEON ENERGY INC COM NPV	2011-03	PURCHASE	2011-09		1,671	2,059			-388	
74 SH GALLEON ENERGY INC COM NPV	2011-04	PURCHASE	2011-09		247	269			-22	
5000 SH GENERAL MARITIME COR SRNT 12	2011-03	PURCHASE	2011-12		50	4,688			-4,638	
268 SH GLOBAL X FDS GLOBAL XSILVER M	2011-05	PURCHASE	2011-05		6,874	6,790			84	
546 SH GLOBAL X FDS GLOBAL XSILVER M	2011-05	PURCHASE	2011-06		13,608	13,833			-225	
271 SH GLU MOBILE INC	2011-01	PURCHASE	2011-05		1,417	812			605	
380 SH GMX RES INC	2011-03	PURCHASE	2011-07		1,865	2,060			-195	
-133 SH GREEN MTN COFFEE ROASTERSINC	2011-08	PURCHASE	2011-08		11,844	12,606			-762	
-108 SH GREEN MTN COFFEE ROASTERSINC	2011-08	PURCHASE	2011-08		9,615	10,236			-621	
200 SH HEWLETT-PACKARD CO	2010-07	PURCHASE	2011-05		8,215	9,382			-1,167	
129 SH HEWLETT-PACKARD CO	2011-05	PURCHASE	2011-05		5,299	5,285			14	
332 SH HEWLETT-PACKARD CO	2011-05	PURCHASE	2011-05		13,660	13,602			58	
326 SH HEWLETT-PACKARD CO	2011-05	PURCHASE	2011-05		13,319	13,356			-37	
200 SH HEWLETT-PACKARD CO	2011-05	PURCHASE	2011-05		7,362	8,194			-832	
90 SH INNOSPEC INC COM	2011-08	PURCHASE	2011-09		2,219	1,978			241	
100 SH INTEL CORP	2010-10	PURCHASE	2011-05		2,064	1,999			65	
50 SH INTEL CORP	2011-03	PURCHASE	2011-05		1,032	1,049			-17	
50 SH INTEL CORP	2011-03	PURCHASE	2011-05		1,032	1,044			-12	
141 SH ISHARES INC MSCI GERMANYINDEX	2011-05	PURCHASE	2011-05		3,751	4,098			-347	
67 SH ISHARES INC MSCI SOUTHKOREA IN	2011-01	PURCHASE	2011-02		3,992	4,141			-149	
62 SH ISHARES INC MSCI SOUTHKOREA IN	2011-04	PURCHASE	2011-05		3,959	4,067			-108	
270 SH ISHARES INC MSCI TAIWANINDEX	2010-12	PURCHASE	2011-02		4,004	4,061			-57	
106 SH ISHARES S&P NORTH AMERICANTEC	2011-02	PURCHASE	2011-03		3,725	4,095			-370	
119 SH ISHARES SILVER TR ISHARES	2011-03	PURCHASE	2011-05		5,134	4,243			891	
77 SH ISHARES SILVER TR ISHARES	2011-04	PURCHASE	2011-05		3,322	3,252			70	
52 SH ISHARES TR COHEN & STEERSREALT	2011-07	PURCHASE	2011-08		3,572	3,853			-281	
61 SH ISHARES TR DOW JONES USHEALTH	2011-05	PURCHASE	2011-08		3,789	4,021			-232	

Name	Date Acquired	How Acquired	Date Sold	Purchaser Name	Gross Sales Price	Basis	Basis Method	Sales Expenses	Total (net)	Accumulated Depreciation
54 SH ISHARES TR DOW JONES USHEALTH	2011-07	PURCHASE	2011-08		3,354	3,595			-241	
47 SH ISHARES TR RUSSELL 2000GROWTH	2010-12	PURCHASE	2011-01		4,034	4,165			-131	
67 SH ISHARES TR RUSSELL MIDCAPGROWT	2011-02	PURCHASE	2011-03		3,911	4,089			-178	
37 SH ISHARES TR S&P MIDCAP400/GROWT	2011-04	PURCHASE	2011-06		4,006	4,124			-118	
-2600 SH JDS UNIPHASE CORP COMPAR 0	2011-04	PURCHASE	2011-04		46,849	49,335			-2,486	
-400 SH JDS UNIPHASE CORP COMPAR 0	2011-04	PURCHASE	2011-04		7,204	7,590			-386	
200 SH JOY GLOBAL INC	2011-04	PURCHASE	2011-04		19,632	20,001			-369	
400 SH JOY GLOBAL INC	2011-04	PURCHASE	2011-05		38,761	40,002			-1,241	
140 SH KRAFT FOODS INC CLA	2010-10	PURCHASE	2011-05		4,809	4,334			475	
200 SH KRAFT FOODS INC CLA	2010-11	PURCHASE	2011-05		6,870	6,150			720	
160 SH KRAFT FOODS INC CLA	2011-03	PURCHASE	2011-05		5,496	4,931			565	
100 SH KRAFT FOODS INC CLA	2011-03	PURCHASE	2011-07		3,521	3,082			439	
40 SH KRAFT FOODS INC CLA	2011-03	PURCHASE	2011-08		1,420	1,233			187	
-606 SH LA Z BOY INC FRMLYLA Z BOY C	2011-06	PURCHASE	2011-06		6,249	6,000			249	
-779 SH LA Z BOY INC FRMLYLA Z BOY C	2011-06	PURCHASE	2011-08		8,033	6,434			1,599	
-173 SH LA Z BOY INC FRMLYLA Z BOY C	2011-06	PURCHASE	2011-10		1,784	1,643			141	
-604 SH LA Z BOY INC FRMLYLA Z BOY C	2011-06	PURCHASE	2011-10		5,668	5,735			-67	
-13 SH LA Z BOY INC FRMLYLA Z BOY CH	2011-06	PURCHASE	2011-10		122	123			-1	
-789 SH LA Z BOY INC FRMLYLA Z BOY C	2011-06	PURCHASE	2011-10		7,398	7,643			-245	
830 SH LDK SOLAR CO LTD ADR EACHREPR	2011-05	PURCHASE	2011-05		6,218	5,877			341	
843 SH LDK SOLAR CO LTD ADR EACHREPR	2011-05	PURCHASE	2011-06		5,766	5,969			-203	
844 SH LDK SOLAR CO LTD ADR EACHREPR	2011-05	PURCHASE	2011-06		5,731	5,976			-245	
1200 SH LEAP WIRELESS INTL INCCOM NE	2011-04	PURCHASE	2011-04		19,073	19,571			-498	
99 SH MARKET VECTORS ETF TRCOAL ETF	2010-11	PURCHASE	2011-01		4,508	4,338			170	
-254 SH MARKET VECTORS ETF TRGOLD MI	2011-09	PURCHASE	2011-10		15,093	13,969			1,124	
-254 SH MARKET VECTORS ETF TRGOLD MI	2011-09	PURCHASE	2011-10		14,536	13,969			567	
-123 SH MARKET VECTORS ETF TRGOLD MI	2011-11	PURCHASE	2011-11		7,742	7,023			719	
-117 SH MARKET VECTORS ETF TRGOLD MI	2011-11	PURCHASE	2011-11		7,364	6,648			716	
-2 SH MARKET VECTORS ETF TRGOLD MINE	2011-11	PURCHASE	2011-11		122	114			8	
-118 SH MARKET VECTORS ETF TRGOLD MI	2011-11	PURCHASE	2011-12		7,174	6,965			209	

Name	Date Acquired	How Acquired	Date Sold	Purchaser Name	Gross Sales Price	Basis	Basis Method	Sales Expenses	Total (net)	Accumulated Depreciation
19 SH MARKET VECTORS ETF TRJR GOLD M	2010-09	PURCHASE	2011-03		698	636			62	
4200 SH MATAMEC EXPLORATIONS INC	2011-05	PURCHASE	2011-09		1,032	2,109			-1,077	
50 SH MERCK & CO INC NEW COM	2010-10	PURCHASE	2011-05		1,845	1,825			20	
200 SH MERCK & CO INC NEW COM	2010-11	PURCHASE	2011-05		7,381	7,118			263	
80 SH MERCK & CO INC NEW COM	2011-01	PURCHASE	2011-05		2,952	2,710			242	
788 SH MINCO GOLD CORPORATION	2011-03	PURCHASE	2011-09		962	1,584			-622	
217 SH MINCO GOLD CORPORATION	2011-05	PURCHASE	2011-09		265	442			-177	
20 SH MINCO GOLD CORPORATION	2011-05	PURCHASE	2011-09		24	40			-16	
347 SH MINCO SILVER CORPORATION	2011-02	PURCHASE	2011-05		1,805	2,111			-306	
21 SH MINCO SILVER CORPORATION	2011-05	PURCHASE	2011-05		109	118			-9	
356 SH MINEFINDERS CORP COM NPV	2011-10	PURCHASE	2011-10		5,048	5,035			13	
361 SH MINEFINDERS CORP COM NPV	2011-10	PURCHASE	2011-10		5,222	5,105			117	
108 SH MINEFINDERS CORP COM NPV	2011-10	PURCHASE	2011-10		1,440	1,527			-87	
175 SH MONSANTO CO NEW	2011-05	PURCHASE	2011-05		11,568	11,623			-55	
356 SH MONSANTO CO NEW	2011-05	PURCHASE	2011-05		23,656	23,644			12	
-321 SH MONSANTO CO NEW	2011-10	PURCHASE	2011-10		23,011	24,711			-1,700	
-278 SH MOSAIC CO NEW COM	2011-05	PURCHASE	2011-05		19,037	19,107			-70	
-110 SH MOSAIC CO NEW COM	2011-05	PURCHASE	2011-05		7,533	7,393			140	
-26 SH MOSAIC CO NEW COM	2011-05	PURCHASE	2011-05		1,786	1,747			39	
250 SH MOSAIC CO NEW COM	2011-07	PURCHASE	2011-08		16,944	17,663			-719	
250 SH MOSAIC CO NEW COM	2011-07	PURCHASE	2011-08		16,944	18,196			-1,252	
51 SH NATURAL RESOURCE PARTNERSLP	2011-07	PURCHASE	2011-09		1,467	1,711			-244	
467 SH NETAPP INC COM	2011-04	PURCHASE	2011-04		22,478	22,339			139	
466 SH NETAPP INC COM	2011-04	PURCHASE	2011-04		22,644	22,291			353	
467 SH NETAPP INC COM	2011-04	PURCHASE	2011-04		22,221	22,339			-118	
35 SH NETFLIX COM INC COM	2011-03	PURCHASE	2011-03		8,308	8,354			-46	
35 SH NETFLIX COM INC COM	2011-03	PURCHASE	2011-04		8,462	8,354			108	
30 SH NETFLIX COM INC COM	2011-03	PURCHASE	2011-04		7,314	7,160			154	
5 SH NETFLIX COM INC COM	2011-03	PURCHASE	2011-04		1,219	1,194			25	
30 SH NETFLIX COM INC COM	2011-03	PURCHASE	2011-04		7,167	7,162			5	

Name	Date Acquired	How Acquired	Date Sold	Purchaser Name	Gross Sales Price	Basis	Basis Method	Sales Expenses	Total (net)	Accumulated Depreciation
35 SH NETFLIX COM INC COM	2011-04	PURCHASE	2011-04		8,362	8,478			-116	
77 SH NETFLIX COM INC COM	2011-07	PURCHASE	2011-08		19,565	20,529			-964	
5000 SH NEW ZEALAND BOND 6 00000%11/	2010-09	PURCHASE	2011-11		3,850	3,794			56	
9000 SH NEW ZEALAND BOND 6 00000%11/	2010-11	PURCHASE	2011-11		6,930	7,240			-310	
3000 SH NEW ZEALAND BOND 6 00000%11/	2010-11	PURCHASE	2011-11		2,310	2,349			-39	
1100 SH NVIDIA CORP	2011-04	PURCHASE	2011-04		20,738	20,292			446	
2200 SH NVIDIA CORP	2011-04	PURCHASE	2011-04		39,580	40,585			-1,005	
700 SH O2 MICRO INTERNATIONAL ADR	2011-02	PURCHASE	2011-05		4,710	5,200			-490	
37 SH PAN AMERICAN SILVER CORPCOM NP	2010-10	PURCHASE	2011-11		1,039	1,100			-61	
0 02 SH PAN AMERICAN SILVER CORPCOM	2011-09	PURCHASE	2011-11		1	1				
1009 SH PETROLEO BRASILEIRO SAPETROB	2011-08	PURCHASE	2011-09		29,309	27,772			1,537	
128 SH POWERSHARES DB MULTI SECTORCO	2010-12	PURCHASE	2011-03		4,094	4,236			-142	
118 SH POWERSHARES DB MULTI SECTORCO	2011-01	PURCHASE	2011-03		3,774	4,116			-342	
-54 SH PRICELINE COM INC COMNEW	2011-06	PURCHASE	2011-08		24,643	27,163			-2,520	
-34 SH PRICELINE COM INC COMNEW	2011-10	PURCHASE	2011-10		16,278	16,812			-534	
200 SH PROCTER & GAMBLE CO	2010-08	PURCHASE	2011-05		13,058	11,818			1,240	
60 SH PROSHARES TR II PROSHARESULTRA	2011-08	PURCHASE	2011-08		12,096	12,368			-272	
60 SH PROSHARES TR II PROSHARESULTRA	2011-08	PURCHASE	2011-08		12,810	12,953			-143	
81 SH PROSHARES TR PROSHARESULTRAPRO	2011-08	PURCHASE	2011-08		4,698	4,578			120	
81 SH PROSHARES TR PROSHARESULTRAPRO	2011-08	PURCHASE	2011-09		3,876	4,578			-702	
81 SH PROSHARES TR PROSHARESULTRAPRO	2011-09	PURCHASE	2011-09		3,876	4,253			-377	
638 SH PROSHARES TR PROSHARESULTRASH	2011-08	PURCHASE	2011-08		14,678	16,551			-1,873	
309 SH PROSHARES TR PROSHARESULTRASH	2011-09	PURCHASE	2011-09		7,263	7,222			41	
310 SH PROSHARES TR PROSHARESULTRASH	2011-09	PURCHASE	2011-10		8,303	7,245			1,058	
76 SH PROSHARES TR PROSHARESULTRASHO	2011-09	PURCHASE	2011-10		2,036	1,861			175	
386 SH PROSHARES TR PROSHARESULTRASH	2011-09	PURCHASE	2011-10		8,438	9,450			-1,012	
1 SH PROSHARES TR PROSHARESULTRASHOR	2011-09	PURCHASE	2011-10		21	24			-3	
386 SH PROSHARES TR PROSHARESULTRASH	2011-10	PURCHASE	2011-10		8,198	9,699			-1,501	
1 SH PROSHARES TR PROSHARESULTRASHOR	2011-10	PURCHASE	2011-10		20	25			-5	
311 SH PROSHARES TR PROSHARESULTRASH	2011-10	PURCHASE	2011-10		6,091	7,135			-1,044	



Name	Date Acquired	How Acquired	Date Sold	Purchaser Name	Gross Sales Price	Basis	Basis Method	Sales Expenses	Total (net)	Accumulated Depreciation
76 SH PROSHARES TR PROSHARESULTRASHO	2011-10	PURCHASE	2011-12		1,505	1,743			-238	
364 SH PROSHARES TR PROSHARESULTRASH	2011-10	PURCHASE	2011-12		7,208	7,463			-255	
684 SH PROSHARES ULTRA S&P500 PROSHA	2011-07	PURCHASE	2011-07		36,004	35,349			655	
672 SH PROSHARES ULTRA S&P500 PROSHA	2011-07	PURCHASE	2011-07		33,763	35,304			-1,541	
1100 SH PROSHARES ULTRASHORT EURO	2011-01	PURCHASE	2011-02		20,777	22,765			-1,988	
543 SH PROSHARES ULTRASHORT EURO	2011-05	PURCHASE	2011-05		9,451	9,719			-268	
550 SH PROSHARES ULTRASHORT EURO	2011-05	PURCHASE	2011-05		9,441	9,844			-403	
551 SH PROSHARES ULTRASHORT EURO	2011-05	PURCHASE	2011-10		9,473	9,862			-389	
543 SH PROSHARES ULTRASHORT EURO	2011-05	PURCHASE	2011-10		9,336	10,257			-921	
223 SH PROSHARES ULTRASHORT EURO	2011-10	PURCHASE	2011-12		4,398	4,265			133	
1 SH PUT (AAPL) APPLEINC FEB19 11 3	2011-01	PURCHASE	2011-01		824	1,332			-508	
2 SH PUT (AAPL) APPLEINC FEB19 11 3	2011-01	PURCHASE	2011-01		1,338	2,664			-1,326	
2 SH PUT (AAPL) APPLEINC FEB19 11 3	2011-01	PURCHASE	2011-01		3,698	2,614			1,084	
3 SH PUT (AAPL) APPLEINC FEB19 11 3	2011-01	PURCHASE	2011-01		6,031	3,921			2,110	
-1 SH PUT (AAPL) APPLEINC JAN22 11	2011-01	PURCHASE	2011-01		69	174			-105	
-1 SH PUT (AG) FIRSTMAJESTIC NOV19 1	2011-10	PURCHASE	2011-11		64				64	
-7 SH PUT (AGO) ASSUREDGUARANTY LTD	2011-08	PURCHASE	2011-08		191	607			-416	
-7 SH PUT (AGO) ASSUREDGUARANTY LTD	2011-07	PURCHASE	2011-08		240	240				
-7 SH PUT (AGO) ASSUREDGUARANTY LTD	2011-08	PURCHASE	2011-08		142				142	
-3 SH PUT (AGO) ASSUREDGUARANTY LTD	2011-06	PURCHASE	2011-06		88				88	
-7 SH PUT (AGO) ASSUREDGUARANTY LTD	2011-06	PURCHASE	2011-06		222				222	
-4 SH PUT (AGO) ASSUREDGUARANTY LTD	2011-11	PURCHASE	2011-11		84				84	
-4 SH PUT (AGO) ASSUREDGUARANTY LTD	2011-11	PURCHASE	2011-11		177	199			-22	
7 SH PUT (AIG) AMERICANINTL GROUP FE	2011-01	PURCHASE	2011-02		954	1,416			-462	
5 SH PUT (AIG) AMERICANINTL GROUP FE	2011-01	PURCHASE	2011-01		1,121	1,271			-150	
5 SH PUT (AIG) AMERICANINTL GROUP FE	2011-01	PURCHASE	2011-01		1,135	1,271			-136	
-6 SH PUT (AIG) AMERICANINTL GROUP J	2011-01	PURCHASE	2011-01		475	1,844			-1,369	
3 SH PUT (AIG) AMERICANINTL GROUP JA	2011-01	PURCHASE	2011-01		1,903	1,165			738	
3 SH PUT (AIG) AMERICANINTL GROUP JA	2011-01	PURCHASE	2011-01		2,216	1,165			1,051	
6 SH PUT (AIG) AMERICANINTL GROUP JA	2011-01	PURCHASE	2011-01		4,704	2,331			2,373	

Name	Date Acquired	How Acquired	Date Sold	Purchaser Name	Gross Sales Price	Basis	Basis Method	Sales Expenses	Total (net)	Accumulated Depreciation
-4 SH PUT (AMED) AMEDISYSINC AUG20 1	2011-07	PURCHASE	2011-08		173	2,363			-2,190	
-3 SH PUT (AMED) AMEDISYSINC MAR19 1	2011-02	PURCHASE	2011-03		358	358				
3 SH PUT (AMZN) AMAZON COMINC MAY21	2011-04	PURCHASE	2011-04		2,623	2,490			133	
5 SH PUT (AMZN) AMAZON COMINC MAY21	2011-04	PURCHASE	2011-04		2,650	4,150			-1,500	
-6 SH PUT (ARBA) ARIBAINC OCT22 11	2011-10	PURCHASE	2011-10		325				325	
-4 SH PUT (ARBA) ARIBAINC SEP17 11	2011-08	PURCHASE	2011-09		297	63			234	
20 SH PUT (BAC) BANKOF AMERICA FEB19	2011-01	PURCHASE	2011-01		1,225	1,175			50	
8 SH PUT (BAC) BANKOF AMERICA FEB19	2011-01	PURCHASE	2011-02		169	470			-301	
28 SH PUT (BAC) BANKOF AMERICA FEB19	2011-01	PURCHASE	2011-02		591	1,820			-1,229	
-1 SH PUT (BMY) BRISTOLMYERS SQUIBB	2011-03	PURCHASE	2011-04		31				31	
-1 SH PUT (BMY) BRISTOLMYERS SQUIBB	2011-03	PURCHASE	2011-03		24				24	
-2 SH PUT (CAG) CONAGRAFOODS INC AUG	2011-08	PURCHASE	2011-08		78				78	
-2 SH PUT (CAG) CONAGRAFOODS INC DEC	2011-11	PURCHASE	2011-12		88				88	
-2 SH PUT (CAG) CONAGRAFOODS INC JUN	2011-05	PURCHASE	2011-06		68	68				
-2 SH PUT (CAG) CONAGRAFOODS INC NOV	2011-11	PURCHASE	2011-11		88	72			16	
6 SH PUT (CCJ) CAMECOCORP COM NPV FE	2011-02	PURCHASE	2011-02		578	866			-288	
3 SH PUT (CCJ) CAMECOCORP COM NPV FE	2011-02	PURCHASE	2011-02		658	549			109	
9 SH PUT (CCJ) CAMECOCORP COM NPV FE	2011-02	PURCHASE	2011-02		1,388	1,647			-259	
-1 SH PUT (CMG) CHIPOTLEMEXICAN AUG2	2011-07	PURCHASE	2011-08		159	216			-57	
1 SH PUT (CMG) CHIPOTLEMEXICAN FEB19	2011-01	PURCHASE	2011-01		1,729	1,621			108	
1 SH PUT (CMG) CHIPOTLEMEXICAN FEB19	2011-01	PURCHASE	2011-01		1,899	1,621			278	
3 SH PUT (CMG) CHIPOTLEMEXICAN FEB19	2011-01	PURCHASE	2011-01		3,928	4,862			-934	
4 SH PUT (CMG) CHIPOTLEMEXICAN MAY21	2011-04	PURCHASE	2011-04		6,369	6,120			249	
-2 SH PUT (CMI) CUMMINSINC FORMERLY	2011-07	PURCHASE	2011-08		198	198				
-2 SH PUT (CMI) CUMMINSINC FORMERLY	2011-06	PURCHASE	2011-07		148				148	
-1 SH PUT (CSCO) CISCOSYS INC AUG20	2011-07	PURCHASE	2011-08		29				29	
6 SH PUT (CVX) CHEVRONCORP NEW MAY21	2011-04	PURCHASE	2011-04		1,441	2,015			-574	
6 SH PUT (CVX) CHEVRONCORP NEW MAY21	2011-04	PURCHASE	2011-04		4,527	2,795			1,732	
4 SH PUT (CVX) CHEVRONCORP NEW MAY21	2011-04	PURCHASE	2011-04		3,060	1,863			1,197	
3 SH PUT (CVX) CHEVRONCORP NEW MAY21	2011-04	PURCHASE	2011-04		1,618	1,397			221	

Name	Date Acquired	How Acquired	Date Sold	Purchaser Name	Gross Sales Price	Basis	Basis Method	Sales Expenses	Total (net)	Accumulated Depreciation
-2 SH PUT (DB) DEUTSCHEBANK AG ORD A	2011-08	PURCHASE	2011-08		148	148				
-1 SH PUT (EGO) ELDORADO GOLD CORP FE	2011-01	PURCHASE	2011-02		42				42	
-1 SH PUT (EGO) ELDORADO GOLD CORP JU	2011-05	PURCHASE	2011-06		24	24				
-1 SH PUT (EGO) ELDORADO GOLD CORP MA	2011-03	PURCHASE	2011-03		11	11				
-1 SH PUT (EGO) ELDORADO GOLD CORP MA	2011-04	PURCHASE	2011-05		39	39				
1 SH PUT (FCX) FREEPORTMCMORAN JAN22	2011-01	PURCHASE	2011-01		584	511			73	
2 SH PUT (FCX) FREEPORTMCMORAN JAN22	2011-01	PURCHASE	2011-01		823	1,022			-199	
-1 SH PUT (FSLR) FIRSTSOLAR INC COM	2011-11	PURCHASE	2011-12		44				44	
3 SH PUT (FSLR) FIRSTSOLAR INC COM D	2011-11	PURCHASE	2011-12		313	1,170			-857	
1 SH PUT (FSLR) FIRSTSOLAR INC COM D	2011-11	PURCHASE	2011-11		583	433			150	
2 SH PUT (FSLR) FIRSTSOLAR INC COM D	2011-11	PURCHASE	2011-11		1,167	852			315	
1 SH PUT (FSLR) FIRSTSOLAR INC COM D	2011-11	PURCHASE	2011-11		557	510			47	
2 SH PUT (FSLR) FIRSTSOLAR INC COM D	2011-11	PURCHASE	2011-11		1,099	1,021			78	
-1 SH PUT (FSLR) FIRSTSOLAR INC COM	2011-12	PURCHASE	2011-12		74				74	
-1 SH PUT (FSLR) FIRSTSOLAR INC COM	2011-12	PURCHASE	2011-12		37				37	
2 SH PUT (FSLR) FIRSTSOLAR INC COM F	2011-01	PURCHASE	2011-01		2,058	1,702			356	
2 SH PUT (FSLR) FIRSTSOLAR INC COM F	2011-01	PURCHASE	2011-01		2,108	1,702			406	
2 SH PUT (FSLR) FIRSTSOLAR INC COM F	2011-01	PURCHASE	2011-01		1,298	1,702			-404	
2 SH PUT (FSLR) FIRSTSOLAR INC COM F	2011-01	PURCHASE	2011-01		1,298	1,792			-494	
-2 SH PUT (FSLR) FIRSTSOLAR INC COM	2011-02	PURCHASE	2011-02		489	332			157	
6 SH PUT (FSLR) FIRSTSOLAR INC COM F	2011-02	PURCHASE	2011-02		3,655	4,564			-909	
3 SH PUT (FSLR) FIRSTSOLAR INC COM J	2011-12	PURCHASE	2011-12		1,860	1,244			616	
3 SH PUT (FSLR) FIRSTSOLAR INC COM J	2011-12	PURCHASE	2011-12		4,078	1,486			2,592	
-1 SH PUT (FSLR) FIRSTSOLAR INC COM	2011-11	PURCHASE	2011-11		57				57	
-1 SH PUT (FSLR) FIRSTSOLAR INC COM	2011-11	PURCHASE	2011-11		49				49	
-1 SH PUT (FSLR) FIRSTSOLAR INC COM	2011-11	PURCHASE	2011-11		47				47	
3 SH PUT (FSLR) FIRSTSOLAR INC COM N	2011-10	PURCHASE	2011-10		565	1,602			-1,037	
3 SH PUT (FSLR) FIRSTSOLAR INC COM N	2011-11	PURCHASE	2011-11		1,092	1,561			-469	
3 SH PUT (FSLR) FIRSTSOLAR INC COM N	2011-10	PURCHASE	2011-11		2,441	1,622			819	
-1 SH PUT (FSLR) FIRSTSOLAR INC COM	2011-11	PURCHASE	2011-11		40	71			-31	

Name	Date Acquired	How Acquired	Date Sold	Purchaser Name	Gross Sales Price	Basis	Basis Method	Sales Expenses	Total (net)	Accumulated Depreciation
-1 SH PUT (FSLR) FIRSTSOLAR INC COM	2011-10	PURCHASE	2011-10		95				95	
-2 SH PUT (GLD) SPDRGOLD TR GOLD AUG	2011-08	PURCHASE	2011-08		208	52			156	
-2 SH PUT (GLD) SPDRGOLD TR GOLD AUG	2011-08	PURCHASE	2011-08		162	110			52	
2 SH PUT (GLD) SPDRGOLD TR GOLD FEB1	2011-12	PURCHASE	2011-12		1,248	1,002			246	
-2 SH PUT (GLD) SPDRGOLD TR GOLD SEP	2011-09	PURCHASE	2011-09		162				162	
6 SH PUT (GLD) SPDRGOLD TR GOLD SEP1	2011-08	PURCHASE	2011-08		3,618	3,455			163	
-2 SH PUT (HPQ) HEWLETT-PACKARDCO AP	2011-04	PURCHASE	2011-04		38				38	
-2 SH PUT (HPQ) HEWLETT-PACKARDCO MA	2011-03	PURCHASE	2011-03		54				54	
14 SH PUT (HPQ) HEWLETT-PACKARDCO MA	2011-04	PURCHASE	2011-04		2,764	2,308			456	
9 SH PUT (HPQ) HEWLETT-PACKARDCO MAY	2011-04	PURCHASE	2011-04		993	1,484			-491	
4 SH PUT (HPQ) HEWLETT-PACKARDCO MAY	2011-04	PURCHASE	2011-04		400	659			-259	
4 SH PUT (HPQ) HEWLETT-PACKARDCO MAY	2011-04	PURCHASE	2011-04		377	659			-282	
-1 SH PUT (INTC) INTELCORP APR16 11	2011-03	PURCHASE	2011-04		24	24				
-2 SH PUT (INTC) INTELCORP AUG26 11	2011-08	PURCHASE	2011-08		38				38	
-1 SH PUT (INTC) INTELCORP FEB19 11	2011-01	PURCHASE	2011-02		44				44	
-2 SH PUT (INTC) INTELCORP JAN22 11	2011-01	PURCHASE	2011-01		34				34	
-1 SH PUT (INTC) INTELCORP MAR19 11	2011-03	PURCHASE	2011-03		19	19				
-2 SH PUT (INTC) INTELCORP SEP02 11	2011-08	PURCHASE	2011-09		38				38	
24 SH PUT (JCP) PENNEYJ C CO INC FEB	2011-02	PURCHASE	2011-02		319	2,412			-2,093	
12 SH PUT (JCP) PENNEYJ C CO INC FEB	2011-02	PURCHASE	2011-02		330	2,037			-1,707	
-1 SH PUT (KFT) KRAFTFOODS INC JAN22	2011-01	PURCHASE	2011-01		25				25	
-3 SH PUT (KFT) KRAFTFOODS INC MAR19	2011-03	PURCHASE	2011-03		63	63				
-1 SH PUT (KGC) KINROSSGOLD CORP FEB	2011-01	PURCHASE	2011-02		32				32	
-1 SH PUT (KGC) KINROSSGOLD CORP JAN	2010-12	PURCHASE	2011-01		31	31				
-1 SH PUT (KGC) KINROSSGOLD CORP MAR	2011-03	PURCHASE	2011-03		19	19				
-1 SH PUT (KGC) KINROSSGOLD CORP MAR	2011-03	PURCHASE	2011-03		68	68				
5 SH PUT (LULU) LULULEMONATHLETICA M	2011-04	PURCHASE	2011-05		4,413	2,397			2,016	
5 SH PUT (LULU) LULULEMONATHLETICA M	2011-04	PURCHASE	2011-05		6,168	4,004			2,164	
2 SH PUT (LULU) LULULEMONATHLETICA M	2011-04	PURCHASE	2011-04		918	1,064			-146	
5 SH PUT (LULU) LULULEMONATHLETICA M	2011-04	PURCHASE	2011-04		1,996	2,661			-665	

Name	Date Acquired	How Acquired	Date Sold	Purchaser Name	Gross Sales Price	Basis	Basis Method	Sales Expenses	Total (net)	Accumulated Depreciation
5 SH PUT (LULU) LULULEMONATHLETICA M	2011-05	PURCHASE	2011-05		492	2,152			-1,660	
5 SH PUT (LULU) LULULEMONATHLETICA M	2011-05	PURCHASE	2011-05		753	2,641			-1,888	
5 SH PUT (LULU) LULULEMONATHLETICA M	2011-05	PURCHASE	2011-05		3,819	3,179			640	
8 SH PUT (LVS) LASVEGAS SANDS FEB19	2011-01	PURCHASE	2011-01		2,674	2,443			231	
13 SH PUT (LVS) LASVEGAS SANDS FEB19	2011-01	PURCHASE	2011-01		2,980	3,969			-989	
-4 SH PUT (LZB) LAZ BOY INC OCT22 11	2011-09	PURCHASE	2011-09		277	103			174	
-4 SH PUT (LZB) LAZ BOY INC OCT22 11	2011-09	PURCHASE	2011-09		277	103			174	
-8 SH PUT (LZB) LAZ BOY INC OCT22 11	2011-10	PURCHASE	2011-10		554	206			348	
-1 SH PUT (LZB) LAZ BOY INC SEP17 11	2011-08	PURCHASE	2011-08		74	16			58	
-1 SH PUT (LZB) LAZ BOY INC SEP17 11	2011-08	PURCHASE	2011-08		74	16			58	
-6 SH PUT (LZB) LAZ BOY INC SEP17 11	2011-08	PURCHASE	2011-08		445	109			336	
-1 SH PUT (MSFT) MICROSOFTCORP AUG26	2011-08	PURCHASE	2011-08		49				49	
-1 SH PUT (MSFT) MICROSOFTCORP MAY21	2011-04	PURCHASE	2011-05		29				29	
-1 SH PUT (MSFT) MICROSOFTCORP SEP02	2011-08	PURCHASE	2011-09		29				29	
1 SH PUT (NFLX) NETFLIXCOM INC APR16	2011-03	PURCHASE	2011-03		1,474	1,306			168	
2 SH PUT (NFLX) NETFLIXCOM INC APR16	2011-03	PURCHASE	2011-03		1,518	2,612			-1,094	
2 SH PUT (NFLX) NETFLIXCOM INC FEB19	2011-02	PURCHASE	2011-02		918	1,762			-844	
3 SH PUT (NFLX) NETFLIXCOM INC FEB19	2011-02	PURCHASE	2011-02		1,378	2,852			-1,474	
12 SH PUT (NVDA) NVIDIA CORP FEB19 11	2011-02	PURCHASE	2011-02		2,631	1,984			647	
11 SH PUT (NVDA) NVIDIA CORP FEB19 11	2011-02	PURCHASE	2011-02		2,362	1,818			544	
5 SH PUT (NVDA) NVIDIA CORP FEB19 11	2011-02	PURCHASE	2011-02		1,236	827			409	
11 SH PUT (NVDA) NVIDIA CORP MAR19 11	2011-02	PURCHASE	2011-02		2,184	2,362			-178	
-1 SH PUT (PG) PROCTER& GAMBLE CO AU	2011-08	PURCHASE	2011-08		35				35	
-2 SH PUT (PG) PROCTER& GAMBLE CO DE	2011-11	PURCHASE	2011-12		80				80	
6 SH PUT (RIMM) RESEARCHIN MOTION AP	2011-03	PURCHASE	2011-04		1,315	1,412			-97	
5 SH PUT (RIMM) RESEARCHIN MOTION AP	2011-03	PURCHASE	2011-04		1,495	1,177			318	
4 SH PUT (RIMM) RESEARCHIN MOTION AP	2011-04	PURCHASE	2011-04		1,196	923			273	
-1 SH PUT (RIMM) RESEARCHIN MOTION A	2011-07	PURCHASE	2011-08		19	40			-21	
-1 SH PUT (RIMM) RESEARCHIN MOTION A	2011-08	PURCHASE	2011-08		42				42	
-2 SH PUT (RIMM) RESEARCHIN MOTION A	2011-08	PURCHASE	2011-08		47				47	

Name	Date Acquired	How Acquired	Date Sold	Purchaser Name	Gross Sales Price	Basis	Basis Method	Sales Expenses	Total (net)	Accumulated Depreciation
-2 SH PUT (RIMM) RESEARCHIN MOTION A	2011-08	PURCHASE	2011-08		59				59	
1 SH PUT (RIMM) RESEARCHIN MOTION FE	2011-01	PURCHASE	2011-02		106	226			-120	
6 SH PUT (RIMM) RESEARCHIN MOTION FE	2011-01	PURCHASE	2011-02		637	1,357			-720	
5 SH PUT (RIMM) RESEARCHIN MOTION FE	2011-01	PURCHASE	2011-01		1,371	1,190			181	
4 SH PUT (RIMM) RESEARCHIN MOTION FE	2011-01	PURCHASE	2011-01		785	952			-167	
4 SH PUT (RIMM) RESEARCHIN MOTION FE	2011-01	PURCHASE	2011-01		1,599	952			647	
2 SH PUT (RIMM) RESEARCHIN MOTION FE	2011-01	PURCHASE	2011-01		800	662			138	
9 SH PUT (RIMM) RESEARCHIN MOTION JA	2011-01	PURCHASE	2011-01		1,874	2,144			-270	
9 SH PUT (RIMM) RESEARCHIN MOTION JA	2011-01	PURCHASE	2011-01		1,253	2,144			-891	
-1 SH PUT (RIMM) RESEARCHIN MOTION J	2011-07	PURCHASE	2011-07		40				40	
-1 SH PUT (RIMM) RESEARCHIN MOTION J	2011-07	PURCHASE	2011-07		33	33				
4 SH PUT (RIMM) RESEARCHIN MOTION MA	2011-04	PURCHASE	2011-04		1,117	1,109			8	
3 SH PUT (RIMM) RESEARCHIN MOTION MA	2011-04	PURCHASE	2011-04		838	832			6	
6 SH PUT (RIMM) RESEARCHIN MOTION MA	2011-04	PURCHASE	2011-04		1,465	1,664			-199	
1 SH PUT (RIMM) RESEARCHIN MOTION MA	2011-04	PURCHASE	2011-04		244	311			-67	
6 SH PUT (RIMM) RESEARCHIN MOTION MA	2011-04	PURCHASE	2011-04		1,368	1,865			-497	
4 SH PUT (RIMM) RESEARCHIN MOTION MA	2011-04	PURCHASE	2011-04		933	1,163			-230	
13 SH PUT (RIMM) RESEARCHIN MOTION M	2011-04	PURCHASE	2011-04		2,349	3,568			-1,219	
-2 SH PUT (RIMM) RESEARCHIN MOTION N	2011-10	PURCHASE	2011-11		41	41				
-2 SH PUT (RIMM) RESEARCHIN MOTION O	2011-10	PURCHASE	2011-10		50				50	
-2 SH PUT (RIMM) RESEARCHIN MOTION S	2011-08	PURCHASE	2011-09		78				78	
-2 SH PUT (RIMM) RESEARCHIN MOTION S	2011-09	PURCHASE	2011-09		48				48	
-1 SH PUT (SJT) SANJUAN BASIN RTY MA	2011-05	PURCHASE	2011-05		24				24	
-2 SH PUT (SLW) SILVERWHEATON APR16	2011-03	PURCHASE	2011-04		172				172	
-2 SH PUT (SLW) SILVERWHEATON AUG20	2011-07	PURCHASE	2011-08		89				89	
-2 SH PUT (SLW) SILVERWHEATON AUG26	2011-08	PURCHASE	2011-08		43				43	
-2 SH PUT (SLW) SILVERWHEATON DEC17	2011-12	PURCHASE	2011-12		62	62				
-1 SH PUT (SLW) SILVERWHEATON JAN22	2010-12	PURCHASE	2011-01		84	131			-47	
1 SH PUT (SLW) SILVERWHEATON JAN22 1	2011-01	PURCHASE	2011-01		349	131			218	
-2 SH PUT (SLW) SILVERWHEATON JUN18	2011-05	PURCHASE	2011-06		118	118				

Name	Date Acquired	How Acquired	Date Sold	Purchaser Name	Gross Sales Price	Basis	Basis Method	Sales Expenses	Total (net)	Accumulated Depreciation
-1 SH PUT (SLW) SILVERWHEATON MAR19	2011-03	PURCHASE	2011-03		49				49	
-1 SH PUT (SLW) SILVERWHEATON MAY21	2011-04	PURCHASE	2011-05		84	436			-352	
-1 SH PUT (SLW) SILVERWHEATON MAY21	2011-04	PURCHASE	2011-05		57	436			-379	
19 SH PUT (SLW) SILVERWHEATON MAY21	2011-04	PURCHASE	2011-04		2,697	5,093			-2,396	
-2 SH PUT (SLW) SILVERWHEATON NOV04	2011-10	PURCHASE	2011-11		50				50	
-2 SH PUT (SLW) SILVERWHEATON OCT22	2011-10	PURCHASE	2011-10		72				72	
-2 SH PUT (SLW) SILVERWHEATON SEP02	2011-08	PURCHASE	2011-09		50				50	
-1 SH PUT (SO ) SOUTHERNCO FEB19 11	2011-01	PURCHASE	2011-02		53	53				
-1 SH PUT (SO ) SOUTHERNCO JAN22 11	2010-11	PURCHASE	2011-01		44				44	
-1 SH PUT (SO ) SOUTHERNCO JUN18 11	2011-06	PURCHASE	2011-06		19				19	
-2 SH PUT (SO ) SOUTHERNCO MAR19 11	2011-03	PURCHASE	2011-03		60	60				
-2 SH PUT (SO ) SOUTHERNCO MAY21 11	2011-04	PURCHASE	2011-05		135				135	
-2 SH PUT (SPXW) NEWS & P 500 INDEX	2010-12	PURCHASE	2011-01		103				103	
-4 SH PUT (SPXW) NEWS & P 500 INDEX	2010-12	PURCHASE	2011-01		206				206	
-1 SH PUT (SPXW) NEWS & P 500 INDEX	2010-12	PURCHASE	2011-01		99				99	
-4 SH PUT (SPXW) NEWS & P 500 INDEX	2011-01	PURCHASE	2011-01		108				108	
-1 SH PUT (SPXW) NEWS & P 500 INDEX	2011-01	PURCHASE	2011-01		95				95	
-2 SH PUT (SPXW) NEWS & P 500 INDEX	2011-01	PURCHASE	2011-01		120				120	
-1 SH PUT (SVM) SILVERCORPMETALS FEB	2011-01	PURCHASE	2011-02		29				29	
-1 SH PUT (SVM) SILVERCORPMETALS JAN	2011-01	PURCHASE	2011-01		24	24				
-1 SH PUT (SVM) SILVERCORPMETALS JAN	2011-01	PURCHASE	2011-01		24	24				
-3 SH PUT (SVM) SILVERCORPMETALS JUN	2011-05	PURCHASE	2011-06		109	109				
-1 SH PUT (SVM) SILVERCORPMETALS MAY	2011-05	PURCHASE	2011-05		24	24				
-1 SH PUT (VZ) VERIZON APR16 11 35	2011-03	PURCHASE	2011-04		34				34	
-1 SH PUT (VZ) VERIZON APR16 11 37	2011-04	PURCHASE	2011-04		12				12	
1 SH PUT (VZ) VERIZON FEB19 11 35 (	2011-01	PURCHASE	2011-02			26			-26	
-1 SH PUT (VZ) VERIZON JUN18 11 36	2011-05	PURCHASE	2011-06		33	33				
-1 SH PUT (VZ) VERIZON MAR19 11 35	2011-02	PURCHASE	2011-03		42				42	
-1 SH PUT (VZ) VERIZON MAY21 11 36	2011-04	PURCHASE	2011-05		32				32	
-1 SH PUT (WMT ) WAL-MARTSTORES INC A	2011-03	PURCHASE	2011-04		23				23	

Name	Date Acquired	How Acquired	Date Sold	Purchaser Name	Gross Sales Price	Basis	Basis Method	Sales Expenses	Total (net)	Accumulated Depreciation
-2 SH PUT (WMT) WAL-MARTSTORES INC A	2011-08	PURCHASE	2011-08		92				92	
-2 SH PUT (WMT) WAL-MARTSTORES INC A	2011-08	PURCHASE	2011-08		138				138	
-2 SH PUT (WMT) WAL-MARTSTORES INC J	2011-06	PURCHASE	2011-07		128				128	
-2 SH PUT (WMT) WAL-MARTSTORES INC J	2011-06	PURCHASE	2011-06		74				74	
-1 SH PUT (WMT) WAL-MARTSTORES INC M	2011-02	PURCHASE	2011-03		49	49				
-2 SH PUT (WMT) WAL-MARTSTORES INC M	2011-04	PURCHASE	2011-05		132				132	
-2 SH PUT (WMT) WAL-MARTSTORES INC O	2011-10	PURCHASE	2011-10		106				106	
-2 SH PUT (WMT) WAL-MARTSTORES INC S	2011-08	PURCHASE	2011-09		124				124	
4 SH PUT (X) UNITEDSTATES STEEL FEB1	2011-01	PURCHASE	2011-01		1,677	1,523			154	
4 SH PUT (X) UNITEDSTATES STEEL FEB1	2011-01	PURCHASE	2011-01		1,677	1,730			-53	
6 SH PUT (X) UNITEDSTATES STEEL FEB1	2011-01	PURCHASE	2011-01		2,766	2,594			172	
24 SH PUT (X) UNITEDSTATES STEEL JAN	2011-01	PURCHASE	2011-01		2,502	3,966			-1,464	
-1 SH PUT (XOM) EXXONMOBIL CORP AUG2	2011-08	PURCHASE	2011-08		70	70				
2 SH PUT AMERICAN INTL GR 100AIG+53	2011-01	PURCHASE	2011-01		1,438	1,292			146	
3 SH PUT AMERICAN INTL GR 100AIG+53	2011-01	PURCHASE	2011-01		2,158	2,072			86	
-6 SH PUT AMERICAN INTL GR 100AIG+53	2011-01	PURCHASE	2011-01		871				871	
6 SH PUT AMERICAN INTL GR 100AIG+53	2011-01	PURCHASE	2011-01			3,277			-3,277	
5000 SH RABOBANK NEDERLAND (AUSTRALI	2011-05	PURCHASE	2011-11		4,967	5,408			-441	
271 SH RESEARCH IN MOTION COM	2011-04	PURCHASE	2011-04		15,208	14,983			225	
551 SH RESEARCH IN MOTION COM	2011-04	PURCHASE	2011-04		26,894	30,464			-3,570	
71 SH RHINO RESOURCE PARTNERS LP	2011-08	PURCHASE	2011-09		1,432	1,667			-235	
89 SH RHINO RESOURCE PARTNERS LP	2011-08	PURCHASE	2011-10		1,662	2,100			-438	
43 SH RYDEX ETF S&P MIDCAP 400 PURE	2011-07	PURCHASE	2011-08		3,785	3,897			-112	
-133 SH SALESFORCE COM INC	2011-03	PURCHASE	2011-03		17,059	15,702			1,357	
-267 SH SALESFORCE COM INC	2011-03	PURCHASE	2011-03		34,246	35,824			-1,578	
-59 SH SALESFORCE COM INC	2011-05	PURCHASE	2011-11		8,714	6,596			2,118	
121 SH SECTOR SPDR TR SHS BENINT CON	2011-07	PURCHASE	2011-08		3,757	3,820			-63	
59 SH SECTOR SPDR TR SHS BENINT ENER	2011-01	PURCHASE	2011-05		4,435	4,137			298	
46 SH SECTOR SPDR TR SHS BENINT ENER	2011-03	PURCHASE	2011-05		3,457	3,635			-178	
106 SH SELECT SECTOR SPDR TRHEALTH C	2011-07	PURCHASE	2011-08		3,642	3,822			-180	



Name	Date Acquired	How Acquired	Date Sold	Purchaser Name	Gross Sales Price	Basis	Basis Method	Sales Expenses	Total (net)	Accumulated Depreciation
50 SH SILVER WHEATON CORPORATION	2011-03	PURCHASE	2011-07		2,246	2,246				
150 SH SILVER WHEATON CORPORATION	2011-03	PURCHASE	2011-07		6,008	6,008				
100 SH SILVERCORP METALS INC	2010-12	PURCHASE	2011-01		1,219	1,219				
200 SH SILVERCORP METALS INC	2011-01	PURCHASE	2011-05		2,222	2,321			-99	
100 SH SOUTHERN CO	2010-11	PURCHASE	2011-04		3,820	3,806			14	
100 SH SOUTHERN CO	2011-02	PURCHASE	2011-04		3,820	3,755			65	
200 SH SOUTHERN CO	2011-03	PURCHASE	2011-04		7,682	7,548			134	
21 SH SPDR GOLD TR GOLD SHS	2011-09	PURCHASE	2011-09		3,337	3,721			-384	
155 SH SPDR SER TR KBWREGL BKG ETF	2010-12	PURCHASE	2011-01		4,056	4,112			-56	
55 SH SPDR SER TR S&PBIOTECH ETF	2011-05	PURCHASE	2011-06		3,792	3,997			-205	
52 SH SPDR SER TR S&PBIOTECH ETF	2011-07	PURCHASE	2011-08		3,748	3,863			-115	
63 SH SPDR SER TR S&PMETALS & MNG ET	2010-12	PURCHASE	2011-01		4,112	4,280			-168	
93 SH SPDR SER TR S&POIL & GAS EXPL&	2010-11	PURCHASE	2011-05		5,492	4,507			985	
76 SH SPDR SER TR S&PRETAIL ETF	2011-05	PURCHASE	2011-06		3,882	4,017			-135	
70 SH SPDR SER TR S&PRETAIL ETF	2011-07	PURCHASE	2011-08		3,545	3,820			-275	
400 SH SYNAPTICS INC	2011-04	PURCHASE	2011-04		10,216	10,361			-145	
512 SH SYNAPTICS INC	2011-04	PURCHASE	2011-04		12,924	13,263			-339	
-1557 SH URBAN OUTFITTERS INC	2011-03	PURCHASE	2011-03		47,452	47,605			-153	
74 SH VANGUARD INDEX FDS MID-CAPGROW	2010-11	PURCHASE	2011-03		4,828	4,251			577	
120 SH VANGUARD NAT RES LLC COM	2010-11	PURCHASE	2011-06		3,196	3,122			74	
100 SH VERIZON COMMUNICATIONS	2010-10	PURCHASE	2011-04		3,736	3,274			462	
100 SH VERIZON COMMUNICATIONS	2011-06	PURCHASE	2011-12		3,728	3,575			153	
100 SH WALMART STORES INC	2011-03	PURCHASE	2011-04		5,287	5,209			78	
420 SH WALTER INVT MGMT CORPCOM	2011-03	PURCHASE	2011-04		7,132	8,386			-1,254	
-222 SH WYNN RESORTS LTD	2011-05	PURCHASE	2011-05		31,637	33,279			-1,642	
1 SH ZKB SILVER ETF (CHF)	2010-09	PURCHASE	2011-04		4,234	1,970			2,264	
2 SH ZKB SILVER ETF (CHF)	2010-09	PURCHASE	2011-04		8,468	4,137			4,331	
1 SH ZKB SILVER ETF (CHF)	2010-11	PURCHASE	2011-04		4,234	2,493			1,741	
ADJUSTMENTS	2011-01	PURCHASE	2011-12		232				232	

**TY 2011 Investments Corporate  
Stock Schedule**

**Name:** WEJ FOUNDATION INC  
**EIN:** 35-2123724

Name of Stock	End of Year Book Value	End of Year Fair Market Value
11,275 SHRS CF INSURANCE HLDINGS LTD	11,275	
FIDELITY	2,564,937	
FIDELITY		

## TY 2011 Other Assets Schedule

**Name:** WEJ FOUNDATION INC

**EIN:** 35-2123724

Description	Beginning of Year - Book Value	End of Year - Book Value	End of Year - Fair Market Value
HOOSIER CHRISTIAN FOUNDATION	30,883	30,883	
ACCRUED INTEREST	917	1,152	

**TY 2011 Other Expenses Schedule****Name:** WEJ FOUNDATION INC**EIN:** 35-2123724

Description	Revenue and Expenses per Books	Net Investment Income	Adjusted Net Income	Disbursements for Charitable Purposes
EXPENSES				
INVESTMENT EXPENSE	140	140		
DIVIDEND CHARGED	381	381		

**TY 2011 Other Income Schedule****Name:** WEJ FOUNDATION INC**EIN:** 35-2123724

Description	Revenue And Expenses Per Books	Net Investment Income	Adjusted Net Income
ROYALTIES	217	217	
ENTERPRISE PRODUCTS PARTNERS	-527		
PENN VIRGINIA RESOURE	-130		
RHINO RESOURCE PARTNERS	-8		
PROSHARES ULTRASHORT EURO	5,211		
EV ENERGY PARTNERS	-55		
POWERSHARES DB AGRICULTURAL	282		
VANGUARD NATURAL RESOURCES	53		
NATURAL RESOURCE PARTNERS	45		

TY 2011 Other Liabilities Schedule

**Name:** WEJ FOUNDATION INC

**EIN:** 35-2123724

Description	Beginning of Year - Book Value	End of Year - Book Value
MANAGEMENT FEE PAYABLE	1,000	

TY 2011 Other Professional Fees Schedule

Name: WEJ FOUNDATION INC

EIN: 35-2123724

Category	Amount	Net Investment Income	Adjusted Net Income	Disbursements for Charitable Purposes
PROFESSIONAL	11	11		

**TY 2011 Taxes Schedule****Name:** WEJ FOUNDATION INC**EIN:** 35-2123724

Category	Amount	Net Investment Income	Adjusted Net Income	Disbursements for Charitable Purposes
TAX	120	120		
FOREIGN TAX	204	204		