



See a Social Security Number? Say Something!  
Report Privacy Problems to <https://public.resource.org/privacy>  
Or call the IRS Identity Theft Hotline at 1-800-908-4490



Form **990-PF**

Department of the Treasury  
Internal Revenue Service

Return of Private Foundation  
or Section 4947(a)(1) Nonexempt Charitable Trust  
Treated as a Private Foundation

**Note.** The foundation may be able to use a copy of this return to satisfy state reporting requirements

OMB No 1545-0052

2011

For calendar year 2011, or tax year beginning 01-01-2011 , and ending 12-31-2011

G Check all that apply

☐ Initial return

☐ Initial return of a former public charity

☐ Final return

☐ Amended return

☐ Address change

☐ Name change

Name of foundation  
Judd Leighton Foundation Inc

% CHARLES NELSON

Number and street (or P O box number if mail is not delivered to street address)  
211 West Washington Avenue

Room/suite

City or town, state, and ZIP code  
South Bend, IN 46601

A Employer identification number  
35-2120550

B Telephone number (see page 10 of the instructions)  
(574) 232-5970

C If exemption application is pending, check here ☐

D 1. Foreign organizations, check here ☐

2. Foreign organizations meeting the 85% test, check here and attach computation ☐

E If private foundation status was terminated under section 507(b)(1)(A), check here ☐

F If the foundation is in a 60-month termination under section 507(b)(1)(B), check here ☐







H Check type of organization ☒ Section 501(c)(3) exempt private foundation

☐ Section 4947(a)(1) nonexempt charitable trust ☐ Other taxable private foundation

I Fair market value of all assets at end of year (from Part II, col. (c), line 16)  
\$ 93,490,358


J Accounting method ☒ Cash ☐ Accrual  
☐ Other (specify) \_\_\_\_\_  
(Part I, column (d) must be on cash basis.)

| Part I Analysis of Revenue and Expenses (The total of amounts in columns (b), (c), and (d) may not necessarily equal the amounts in column (a) (see page 11 of the instructions) ) |   | (a) Revenue and expenses per books | (b) Net investment income | (c) Adjusted net income | (d) Disbursements for charitable purposes (cash basis only) |
|--|---|------------------------------------|---------------------------|-------------------------|---|
| Revenue  | 1 Contributions, gifts, grants, etc , received (attach schedule)                            | 30,000                             |                           |                         |   |
|  | 2 Check <input type="checkbox"/> if the foundation is <b>not</b> required to attach Sch B   |                                    |                           |                         |   |
|  | 3 Interest on savings and temporary cash investments  |                                    |                           |                         |   |
|  | 4 Dividends and interest from securities. . . . .   | 2,018,221                          | 2,018,221                 |                         |   |
|  | 5a Gross rents . . . . .  |                                    |                           |                         |   |
|  | b Net rental income or (loss) _____   |                                    |                           |                         |   |
|  | 6a Net gain or (loss) from sale of assets not on line 10                                    | 330,456                            |                           |                         |   |
|  | b Gross sales price for all assets on line 6a 13,776,799                                    |                                    |                           |                         |   |
|  | 7 Capital gain net income (from Part IV, line 2) . . . .                                    |                                    | 330,456                   |                         |   |
|  | 8 Net short-term capital gain . . . . .   |                                    |                           |                         |   |
|  | 9 Income modifications . . . . .  |                                    |                           |                         |   |
|  | 10a Gross sales less returns and allowances   |                                    |                           |                         |   |
|  | b Less Cost of goods sold . . . . .   |                                    |                           |                         |   |
| Operating and Administrative Expenses  | c Gross profit or (loss) (attach schedule) . . . . .  |                                    |                           |                         |   |
|  | 11 Other income (attach schedule) . . . . .   | -25,141                            | -18,184                   |                         |   |
|  | 12 <b>Total.</b> Add lines 1 through 11 . . . . .   | 2,353,536                          | 2,330,493                 |                         |   |
|  | 13 Compensation of officers, directors, trustees, etc                                       | 352,500                            | 176,250                   |                         | 176,250   |
|  | 14 Other employee salaries and wages . . . . .  |                                    |                           |                         |   |
|  | 15 Pension plans, employee benefits . . . . .   |                                    |                           |                         |   |
|  | 16a Legal fees (attach schedule). . . . .   | 31,520                             | 15,760                    | 0                       | 15,760  |
|  | b Accounting fees (attach schedule). . . . .  | 45,892                             | 22,946                    | 0                       | 22,946  |
|  | c Other professional fees (attach schedule) . . . .   | 722,633                            | 722,633                   |                         |   |
|  | 17 Interest . . . . .   | 3,974                              | 3,974                     |                         |   |
|  | 18 Taxes (attach schedule) (see page 14 of the instructions)                                | 55,700                             | 16,438                    |                         | 8,251   |
|  | 19 Depreciation (attach schedule) and depletion . . .                                       |                                    |                           |                         |   |
|  | 20 Occupancy . . . . .  | 5,547                              | 2,774                     |                         | 2,773   |
|  | 21 Travel, conferences, and meetings . . . . .  | 9,008                              | 4,504                     |                         | 4,504   |
|  | 22 Printing and publications . . . . .  |                                    |                           |                         |   |
|  | 23 Other expenses (attach schedule). . . . .  | 16,229                             | 9,304                     | 0                       | 6,925   |
|  | 24 <b>Total operating and administrative expenses.</b><br>Add lines 13 through 23 . . . . . | 1,243,003                          | 974,583                   | 0                       | 237,409   |
|  | 25 Contributions, gifts, grants paid . . . . .  | 3,997,700                          |                           |                         | 3,997,700   |
|  | 26 <b>Total expenses and disbursements.</b> Add lines 24 and 25                             | 5,240,703                          | 974,583                   | 0                       | 4,235,109   |
|  | 27 Subtract line 26 from line 12  |                                    |                           |                         |   |
|  | a <b>Excess of revenue over expenses and disbursements</b>                                  | -2,887,167                         |                           |                         |   |
|  | b <b>Net investment income</b> (if negative, enter -0-)                                     |                                    | 1,355,910                 |                         |   |
|  | c <b>Adjusted net income</b> (if negative, enter -0-)                                       |                                    |                           |                         |   |

| Part II Balance Sheets |     | Attached schedules and amounts in the description column should be for end-of-year amounts only (See instructions )                              | Beginning of year  | End of year  |  |
|------------------------|-----|--|--|--|--|
|                        |     |  | (a) Book Value   | (b) Book Value   | (c) Fair Market Value  |
| Assets                 | 1   | Cash—non-interest-bearing . . . . .  | 611,820  | 698,518  | 698,518  |
|                        | 2   | Savings and temporary cash investments . . . . .   | 10,657,652   | 1,184,012  | 1,184,012  |
|                        | 3   | Accounts receivable ▶ _____<br>Less allowance for doubtful accounts ▶ _____  |  |  |  |
|                        | 4   | Pledges receivable ▶ _____<br>Less allowance for doubtful accounts ▶ _____   |  |  |  |
|                        | 5   | Grants receivable . . . . .  | 3,910,324  | 3,605,615  | 3,605,615  |
|                        | 6   | Receivables due from officers, directors, trustees, and other disqualified persons (attach schedule) (see page 15 of the instructions) . . . . . |  |  |  |
|                        | 7   | Other notes and loans receivable (attach schedule) ▶ _____<br>Less allowance for doubtful accounts ▶ _____                                       |  |  |  |
|                        | 8   | Inventories for sale or use . . . . .  |  |  |  |
|                        | 9   | Prepaid expenses and deferred charges . . . . .  |  |  |  |
|                        | 10a | Investments—U S and state government obligations (attach schedule)   |  |  |  |
|                        | b   | Investments—corporate stock (attach schedule) . . . . .  | 35,649,702  | 35,479,801   | 37,563,540   |
|                        | c   | Investments—corporate bonds (attach schedule). . . . .   | 13,799,435  | 17,919,583   | 18,690,598   |
|                        | 11  | Investments—land, buildings, and equipment basis ▶ _____<br>Less accumulated depreciation (attach schedule) ▶ _____                              |  |  |  |
|                        | 12  | Investments—mortgage loans . . . . .   |  |  |  |
|                        | 13  | Investments—other (attach schedule) . . . . .  | 25,828,927  | 28,376,035   | 29,241,116   |
|                        | 14  | Land, buildings, and equipment basis ▶ _____<br>Less accumulated depreciation (attach schedule) ▶ _____  |  |  |  |
|                        | 15  | Other assets (describe ▶ _____)  |  0           |  0 |  2,506,959 |
|                        | 16  | <b>Total assets</b> (to be completed by all filers—see the instructions Also, see page 1, item I)  | 90,457,860   | 87,263,564   | 93,490,358   |

|                             |    |  |            |            |  |
|-----------------------------|----|--|------------|------------|--|
| Liabilities                 | 17 | Accounts payable and accrued expenses . . . . .  |            |            |  |
|                             | 18 | Grants payable . . . . .   |            |            |  |
|                             | 19 | Deferred revenue . . . . .   |            |            |  |
|                             | 20 | Loans from officers, directors, trustees, and other disqualified persons   |            |            |  |
|                             | 21 | Mortgages and other notes payable (attach schedule) . . . . .  |            |            |  |
|                             | 22 | Other liabilities (describe ▶ _____)   |            |            |  |
|                             | 23 | <b>Total liabilities</b> (add lines 17 through 22) . . . . .   |            | 0          |  |
| Net Assets or Fund Balances |    | <b>Foundations that follow SFAS 117, check here</b> ▶ <input checked="" type="checkbox"/> <b>and complete lines 24 through 26 and lines 30 and 31.</b> |            |            |  |
|                             | 24 | Unrestricted . . . . .   | 84,079,010 | 81,205,471 |  |
|                             | 25 | Temporarily restricted . . . . .   | 6,378,850  | 6,058,093  |  |
|                             | 26 | Permanently restricted . . . . .   |            |            |  |
|                             |    | <b>Foundations that do not follow SFAS 117, check here</b> ▶ <input type="checkbox"/> <b>and complete lines 27 through 31.</b>                         |            |            |  |
|                             | 27 | Capital stock, trust principal, or current funds . . . . .   |            |            |  |
|                             | 28 | Paid-in or capital surplus, or land, bldg , and equipment fund   |            |            |  |
|                             | 29 | Retained earnings, accumulated income, endowment, or other funds   |            |            |  |
|                             | 30 | <b>Total net assets or fund balances</b> (see page 17 of the instructions) . . . . .   | 90,457,860 | 87,263,564 |  |
|                             | 31 | <b>Total liabilities and net assets/fund balances</b> (see page 17 of the instructions) . . . . .  | 90,457,860 | 87,263,564 |  |

Part III Analysis of Changes in Net Assets or Fund Balances

|   |  |   |            |
|---|--|---|------------|
| 1 | Total net assets or fund balances at beginning of year—Part II, column (a), line 30 (must agree with end-of-year figure reported on prior year’s return) . . . . . | 1 | 90,457,860 |
| 2 | Enter amount from Part I, line 27a . . . . .   | 2 | -2,887,167 |
| 3 | Other increases not included in line 2 (itemize) ▶ _____   | 3 |            |
| 4 | Add lines 1, 2, and 3 . . . . .  | 4 | 87,570,693 |
| 5 | Decreases not included in line 2 (itemize) ▶ _____                            | 5 | 307,129    |
| 6 | Total net assets or fund balances at end of year (line 4 minus line 5)—Part II, column (b), line 30 . . . . .  | 6 | 87,263,564 |

Part IV Capital Gains and Losses for Tax on Investment Income

|   |  |  |                                      |                                  |
|---|--|--|--------------------------------------|----------------------------------|
| (a) List and describe the kind(s) of property sold (e g , real estate, 2-story brick warehouse, or common stock, 200 shs MLC Co ) |  | (b) How acquired<br>P—Purchase<br>D—Donation | (c) Date acquired<br>(mo , day, yr ) | (d) Date sold<br>(mo , day, yr ) |
| 1a See Additional Data Table  |  |  |                                      |                                  |
| b   |  |  |                                      |                                  |
| c   |  |  |                                      |                                  |
| d   |  |  |                                      |                                  |
| e   |  |  |                                      |                                  |

|                             |  |   |  |
|-----------------------------|--|---|--|
| (e) Gross sales price       | (f) Depreciation allowed<br>(or allowable) | (g) Cost or other basis<br>plus expense of sale | (h) Gain or (loss)<br>(e) plus (f) minus (g) |
| a See Additional Data Table |  |   |  |
| b                           |  |   |  |
| c                           |  |   |  |
| d                           |  |   |  |
| e                           |  |   |  |

|   |                                      |   |  |
|---|--------------------------------------|---|--|
| Complete only for assets showing gain in column (h) and owned by the foundation on 12/31/69 |                                      |   | (l) Gains (Col (h) gain minus<br>col (k), but not less than -0-) or<br>Losses (from col (h)) |
| (i) F M V as of 12/31/69  | (j) Adjusted basis<br>as of 12/31/69 | (k) Excess of col (i)<br>over col (j), if any |  |
| a See Additional Data Table   |                                      |   |  |
| b   |                                      |   |  |
| c   |                                      |   |  |
| d   |                                      |   |  |
| e   |                                      |   |  |

|   |   |   |         |
|---|---|---|---------|
| 2 Capital gain net income or (net capital loss)   | { If gain, also enter in Part I, line 7<br>If (loss), enter -0- in Part I, line 7 } | 2 | 330,456 |
| 3 Net short-term capital gain or (loss) as defined in sections 1222(5) and (6)<br>If gain, also enter in Part I, line 8, column (c) (see pages 13 and 17 of the instructions)<br>If (loss), enter -0- in Part I, line 8 . . . . . |   | 3 |         |

Part V Qualification Under Section 4940(e) for Reduced Tax on Net Investment Income

(For optional use by domestic private foundations subject to the section 4940(a) tax on net investment income )

If section 4940(d)(2) applies, leave this part blank

Was the foundation liable for the section 4942 tax on the distributable amount of any year in the base period? ☐ Yes ☒ No

If "Yes," the foundation does not qualify under section 4940(e) Do not complete this part

1 Enter the appropriate amount in each column for each year, see page 18 of the instructions before making any entries

|  |  |  |   |
|--|--|--|---|
| (a)<br>Base period years Calendar<br>year (or tax year beginning in) | (b)<br>Adjusted qualifying distributions | (c)<br>Net value of noncharitable-use assets | (d)<br>Distribution ratio<br>(col (b) divided by col (c)) |
| 2010   | 5,234,873                                | 76,254,539                                   | 0 06865   |
| 2009   | 2,049,744                                | 57,428,633                                   | 0 035692  |
| 2008   | 391,879                                  | 24,826,223                                   | 0 015785  |
| 2007   | 1,673,914                                | 29,494,487                                   | 0 056753  |
| 2006   | 1,625,789                                | 30,758,612                                   | 0 052856  |

|  |   |            |
|--|---|------------|
| 2 Total of line 1, column (d). . . . .   | 2 | 0 229736   |
| 3 Average distribution ratio for the 5-year base period—divide the total on line 2 by 5, or by the number of years the foundation has been in existence if less than 5 years . . . . | 3 | 0 045947   |
| 4 Enter the net value of noncharitable-use assets for 2011 from Part X, line 5. . . . .  | 4 | 85,412,698 |
| 5 Multiply line 4 by line 3. . . . .   | 5 | 3,924,457  |
| 6 Enter 1% of net investment income (1% of Part I, line 27b). . . . .  | 6 | 13,559     |
| 7 Add lines 5 and 6. . . . .   | 7 | 3,938,016  |
| 8 Enter qualifying distributions from Part XII, line 4. . . . .  | 8 | 4,235,109  |

If line 8 is equal to or greater than line 7, check the box in Part VI, line 1b, and complete that part using a 1% tax rate See the Part VI instructions on page 18

Part VIExcise Tax Based on Investment Income (Section 4940(a), 4940(b), 4940(e), or 4948—see page 18 of the instructions)

|    |  |  |                                   |        |        |
|----|--|--|-----------------------------------|--------|--------|
| 1a |  | Exempt operating foundations described in section 4940(d)(2), check here <input type="checkbox"/> and enter "N/A" on line 1  |                                   |        |        |
|    |  | Date of ruling or determination letter _____ (attach copy of letter if necessary—see instructions)   |                                   |        |        |
| b  |  | Domestic foundations that meet the section 4940(e) requirements in Part V, check here <input checked="" type="checkbox"/> and enter 1% of Part I, line 27b . . . . . |                                   | 1      | 13,559 |
| c  |  | All other domestic foundations enter 2% of line 27b Exempt foreign organizations enter 4% of Part I, line 12, col (b)  |                                   |        |        |
| 2  |  | Tax under section 511 (domestic section 4947(a)(1) trusts and taxable foundations only Others enter -0-)   |                                   | 2      |        |
| 3  |  | Add lines 1 and 2. . . . .   |                                   | 3      | 13,559 |
| 4  |  | Subtitle A (income) tax (domestic section 4947(a)(1) trusts and taxable foundations only Others enter -0-)   |                                   | 4      |        |
| 5  |  | Tax based on investment income. Subtract line 4 from line 3 If zero or less, enter -0- . . . . .   |                                   | 5      | 13,559 |
| 6  |  | Credits/Payments   |                                   |        |        |
| a  |  | 2011 estimated tax payments and 2010 overpayment credited to 2011  | 6a                                | 26,831 |        |
| b  |  | Exempt foreign organizations—tax withheld at source . . . . .  | 6b                                |        |        |
| c  |  | Tax paid with application for extension of time to file (Form 8868)  | 6c                                | 15,000 |        |
| d  |  | Backup withholding erroneously withheld . . . . .  | 6d                                |        |        |
| 7  |  | Total credits and payments Add lines 6a through 6d. . . . .  |                                   | 7      | 41,831 |
| 8  |  | Enter any penalty for underpayment of estimated tax Check here <input type="checkbox"/> if Form 2220 is attached   |                                   | 8      |        |
| 9  |  | Tax due. If the total of lines 5 and 8 is more than line 7, enter amount owed . . . . .  |                                   | 9      |        |
| 10 |  | Overpayment. If line 7 is more than the total of lines 5 and 8, enter the amount overpaid. . . . .   |                                   | 10     | 28,272 |
| 11 |  | Enter the amount of line 10 to be Credited to 2012 estimated tax <input checked="" type="checkbox"/> 28,272  | Refunded <input type="checkbox"/> | 11     |        |

Part VII-AStatements Regarding Activities

|    |   |    |     |    |
|----|---|----|-----|----|
| 1a | During the tax year, did the foundation attempt to influence any national, state, or local legislation or did it participate or intervene in any political campaign? . . . . .  |    | Yes | No |
|    |   | 1a |     | No |
| b  | Did it spend more than \$100 during the year (either directly or indirectly) for political purposes (see page 19 of the instructions for definition)? . . . . .   |    |     | No |
|    | If the answer is "Yes" to 1a or 1b, attach a detailed description of the activities and copies of any materials published or distributed by the foundation in connection with the activities.   |    |     |    |
| c  | Did the foundation file Form 1120-POL for this year? . . . . .  | 1c |     | No |
| d  | Enter the amount (if any) of tax on political expenditures (section 4955) imposed during the year (1) On the foundation <input checked="" type="checkbox"/> \$ _____ (2) On foundation managers <input checked="" type="checkbox"/> \$ _____                              |    |     |    |
| e  | Enter the reimbursement (if any) paid by the foundation during the year for political expenditure tax imposed on foundation managers <input checked="" type="checkbox"/> \$ _____   |    |     |    |
| 2  | Has the foundation engaged in any activities that have not previously been reported to the IRS? . . . . .   | 2  |     | No |
|    | If "Yes," attach a detailed description of the activities.  |    |     |    |
| 3  | Has the foundation made any changes, not previously reported to the IRS, in its governing instrument, articles of incorporation, or bylaws, or other similar instruments? If "Yes," attach a conformed copy of the changes . . . . .                                      | 3  |     | No |
| 4a | Did the foundation have unrelated business gross income of \$1,000 or more during the year? . . . . .   | 4a |     | No |
| b  | If "Yes," has it filed a tax return on Form 990-T for this year? . . . . .  | 4b |     |    |
| 5  | Was there a liquidation, termination, dissolution, or substantial contraction during the year? . . . . .  | 5  |     | No |
|    | If "Yes," attach the statement required by General Instruction T.   |    |     |    |
| 6  | Are the requirements of section 508(e) (relating to sections 4941 through 4945) satisfied either  |    |     |    |
|    | • By language in the governing instrument, or   |    |     |    |
|    | • By state legislation that effectively amends the governing instrument so that no mandatory directions that conflict with the state law remain in the governing instrument? . . . . .  | 6  | Yes |    |
| 7  | Did the foundation have at least \$5,000 in assets at any time during the year? If "Yes," complete Part II, col (c), and Part XV  | 7  | Yes |    |
| 8a | Enter the states to which the foundation reports or with which it is registered (see page 19 of the instructions) <input checked="" type="checkbox"/> IN _____  |    |     |    |
| b  | If the answer is "Yes" to line 7, has the foundation furnished a copy of Form 990-PF to the Attorney General (or designate) of each state as required by General Instruction G? If "No," attach explanation .   | 8b | Yes |    |
| 9  | Is the foundation claiming status as a private operating foundation within the meaning of section 4942(j)(3) or 4942(j)(5) for calendar year 2011 or the taxable year beginning in 2011 (see instructions for Part XIV on page 27)? If "Yes," complete Part XIV . . . . . | 9  |     | No |
| 10 | Did any persons become substantial contributors during the tax year? If "Yes," attach a schedule listing their names and addresses  | 10 |     | No |

Part VII-A

Statements Regarding Activities *(continued)*

|   |  |    |     |    |
|---|--|----|-----|----|
| 11  | At any time during the year, did the foundation, directly or indirectly, own a controlled entity within the meaning of section 512(b)(13)? If "Yes," attach schedule (see page 20 of the instructions).  | 11 |     | No |
| 12  | Did the foundation acquire a direct or indirect interest in any applicable insurance contract before August 17, 2008?  | 12 |     | No |
| 13  | Did the foundation comply with the public inspection requirements for its annual returns and exemption application?<br>Website address <b>WWWJUDDLEIGHTONFOUNDATION.ORG</b>  | 13 | Yes |    |
| 14  | The books are in care of <b>CHARLES NELSON</b> Telephone no <b>(574) 232-5970</b><br>Located at <b>211 W WASHINGTON AVENUE SUITE 240 SOUTH BEND IN</b> ZIP +4 <b>46601</b>   |    |     |    |
| 15  | Section 4947(a)(1) nonexempt charitable trusts filing Form 990-PF in lieu of <b>Form 1041</b> —Check here . . . . . <input type="checkbox"/><br>and enter the amount of tax-exempt interest received or accrued during the year . . . . . <input type="checkbox"/> <b>15</b> |    |     |    |
| 16  | At any time during calendar year 2011, did the foundation have an interest in or a signature or other authority over a bank, securities, or other financial account in a foreign country? . . . . .  |    | Yes | No |
|   |  | 16 |     | No |
| See the instructions for exceptions and filing requirements for Form TD F 90-22.1 If "Yes", enter the name of the foreign country <b></b> |  |    |     |    |

Part VII-B

Statements Regarding Activities for Which Form 4720 May Be Required

|   |   |    |     |    |
|---|---|----|-----|----|
| File Form 4720 if any item is checked in the "Yes" column, unless an exception applies. |   |    | Yes | No |
| 1a  | During the year did the foundation (either directly or indirectly)<br>(1) Engage in the sale or exchange, or leasing of property with a disqualified person? <input type="checkbox"/> Yes <input checked="" type="checkbox"/> No<br>(2) Borrow money from, lend money to, or otherwise extend credit to (or accept it from) a disqualified person? . . . . . <input type="checkbox"/> Yes <input checked="" type="checkbox"/> No<br>(3) Furnish goods, services, or facilities to (or accept them from) a disqualified person? <input type="checkbox"/> Yes <input checked="" type="checkbox"/> No<br>(4) Pay compensation to, or pay or reimburse the expenses of, a disqualified person? <input checked="" type="checkbox"/> Yes <input type="checkbox"/> No<br>(5) Transfer any income or assets to a disqualified person (or make any of either available for the benefit or use of a disqualified person)? . . . . . <input type="checkbox"/> Yes <input checked="" type="checkbox"/> No<br>(6) Agree to pay money or property to a government official? ( <b>Exception.</b> Check "No" if the foundation agreed to make a grant to or to employ the official for a period after termination of government service, if terminating within 90 days ). . . . . <input type="checkbox"/> Yes <input checked="" type="checkbox"/> No |    |     |    |
| b   | If any answer is "Yes" to 1a(1)–(6), did <b>any</b> of the acts fail to qualify under the exceptions described in Regulations section 53.4941(d)-3 or in a current notice regarding disaster assistance (see page 20 of the instructions)? . . . Organizations relying on a current notice regarding disaster assistance check here. . . . . <input type="checkbox"/>   | 1b |     | No |
| c   | Did the foundation engage in a prior year in any of the acts described in 1a, other than excepted acts, that were not corrected before the first day of the tax year beginning in 2011? . . . . .   | 1c |     | No |
| 2   | Taxes on failure to distribute income (section 4942) (does not apply for years the foundation was a private operating foundation defined in section 4942(j)(3) or 4942(j)(5))   |    |     |    |
| a   | At the end of tax year 2011, did the foundation have any undistributed income (lines 6d and 6e, Part XIII) for tax year(s) beginning before 2011? . . . . . <input type="checkbox"/> Yes <input checked="" type="checkbox"/> No<br>If "Yes," list the years <b>20__ , 20__ , 20__ , 20__</b>  |    |     |    |
| b   | Are there any years listed in 2a for which the foundation is <b>not</b> applying the provisions of section 4942(a)(2) (relating to incorrect valuation of assets) to the year's undistributed income? (If applying section 4942(a)(2) to <b>all</b> years listed, answer "No" and attach statement—see page 20 of the instructions ). . . . .   | 2b |     |    |
| c   | If the provisions of section 4942(a)(2) are being applied to any of the years listed in 2a, list the years here <b>20__ , 20__ , 20__ , 20__</b>  |    |     |    |
| 3a  | Did the foundation hold more than a 2% direct or indirect interest in any business enterprise at any time during the year? . . . . . <input type="checkbox"/> Yes <input checked="" type="checkbox"/> No  |    |     |    |
| b   | If "Yes," did it have excess business holdings in 2011 as a result of (1) any purchase by the foundation or disqualified persons after May 26, 1969, (2) the lapse of the 5-year period (or longer period approved by the Commissioner under section 4943(c)(7)) to dispose of holdings acquired by gift or bequest, or (3) the lapse of the 10-, 15-, or 20-year first phase holding period? ( <i>Use Schedule C, Form 4720, to determine if the foundation had excess business holdings in 2011.</i> ). . . . .   | 3b |     |    |
| 4a  | Did the foundation invest during the year any amount in a manner that would jeopardize its charitable purposes?   | 4a |     | No |
| b   | Did the foundation make any investment in a prior year (but after December 31, 1969) that could jeopardize its charitable purpose that had not been removed from jeopardy before the first day of the tax year beginning in 2011?   | 4b |     | No |

Part VII-B

Statements Regarding Activities for Which Form 4720 May Be Required (continued)

5a

During the year did the foundation pay or incur any amount to

(1) Carry on propaganda, or otherwise attempt to influence legislation (section 4945(e))?

☐ Yes ☒ No

(2) Influence the outcome of any specific public election (see section 4955), or to carry on, directly or indirectly, any voter registration drive?

☐ Yes ☒ No

(3) Provide a grant to an individual for travel, study, or other similar purposes?

☐ Yes ☒ No

(4) Provide a grant to an organization other than a charitable, etc , organization described in section 509(a)(1 ), (2), or (3), or section 4940(d)(2)? (see page 22 of the instructions).

☐ Yes ☒ No

(5) Provide for any purpose other than religious, charitable, scientific, literary, or educational purposes, or for the prevention of cruelty to children or animals?

☐ Yes ☒ No

b

If any answer is "Yes" to 5a(1)–(5), did **any** of the transactions fail to qualify under the exceptions described in Regulations section 53.4945 or in a current notice regarding disaster assistance (see page 22 of the instructions)?

Organizations relying on a current notice regarding disaster assistance check here. ☐

c

If the answer is "Yes" to question 5a(4), does the foundation claim exemption from the tax because it maintained expenditure responsibility for the grant?

☐ Yes ☐ No

If "Yes," attach the statement required by Regulations section 53.4945–5(d).

6a

Did the foundation, during the year, receive any funds, directly or indirectly, to pay premiums on a personal benefit contract?

☐ Yes ☒ No

b

Did the foundation, during the year, pay premiums, directly or indirectly, on a personal benefit contract?

☐ Yes ☒ No

If "Yes" to 6b, file Form 8870.

7a

At any time during the tax year, was the foundation a party to a prohibited tax shelter transaction?

☐ Yes ☒ No

b

If yes, did the foundation receive any proceeds or have any net income attributable to the transaction?

☐ Yes ☒ No

Part VIII

Information About Officers, Directors, Trustees, Foundation Managers, Highly Paid Employees, and Contractors

1

List all officers, directors, trustees, foundation managers and their compensation (see page 22 of the instructions).

| (a) Name and address      | (b) Title, and average hours per week devoted to position | (c) Compensation (If not paid, enter -0-) | (d) Contributions to employee benefit plans and deferred compensation | (e) Expense account, other allowances |
|---------------------------|---|---|---|---------------------------------------|
| See Additional Data Table |   |   |   |                                       |
|                           |   |   |   |                                       |
|                           |   |   |   |                                       |
|                           |   |   |   |                                       |
|                           |   |   |   |                                       |
|                           |   |   |   |                                       |
|                           |   |   |   |                                       |

2

Compensation of five highest-paid employees (other than those included on line 1—see page 23 of the instructions). If none, enter "NONE."

| (a) Name and address of each employee paid more than \$50,000 | (b) Title, and average hours per week devoted to position | (c) Compensation | (d) Contributions to employee benefit plans and deferred compensation | (e) Expense account, other allowances |
|---|---|------------------|---|---------------------------------------|
|   |   |                  |   |                                       |
|   |   |                  |   |                                       |
|   |   |                  |   |                                       |
|   |   |                  |   |                                       |
|   |   |                  |   |                                       |
|   |   |                  |   |                                       |
|   |   |                  |   |                                       |

Total number of other employees paid over \$50,000. ☐

Part VIII

Information About Officers, Directors, Trustees, Foundation Managers, Highly Paid Employees, and Contractors (continued)

| 3 Five highest-paid independent contractors for professional services (see page 23 of the instructions). If none, enter "NONE". |                      |                  |
|---|----------------------|------------------|
| (a) Name and address of each person paid more than \$50,000   | (b) Type of service  | (c) Compensation |
| Walter & Keenan Financial Consulting  | Financial Management | 722,633          |
| 211 W Washington Suite 2400<br>SOUTH BEND,IN 46601  |                      |                  |
|   |                      |                  |
|   |                      |                  |
|   |                      |                  |
|   |                      |                  |
|   |                      |                  |
|   |                      |                  |
|   |                      |                  |
| Total number of others receiving over \$50,000 for professional services. . . . .   |                      |                  |

Part IX-A

Summary of Direct Charitable Activities

| List the foundation's four largest direct charitable activities during the tax year. Include relevant statistical information such as the number of organizations and other beneficiaries served, conferences convened, research papers produced, etc. | Expenses |
|--|----------|
| 1  |          |
|  |          |
|  |          |
| 2  |          |
|  |          |
|  |          |
| 3  |          |
|  |          |
|  |          |
| 4  |          |
|  |          |
|  |          |

Part IX-B

Summary of Program-Related Investments (see page 23 of the instructions)

| Describe the two largest program-related investments made by the foundation during the tax year on lines 1 and 2 | Amount |
|--|--------|
| 1  |        |
|  |        |
|  |        |
| 2  |        |
|  |        |
|  |        |
| All other program-related investments. See page 24 of the instructions.  |        |
| 3  |        |
|  |        |
|  |        |
| Total. Add lines 1 through 3. . . . .  |        |



Part X

Minimum Investment Return (All domestic foundations must complete this part. Foreign foundations, see page 24 of the instructions.)

|   |  |    |            |
|---|--|----|------------|
| 1 | Fair market value of assets not used (or held for use) directly in carrying out charitable, etc , purposes                       |    |            |
| a | Average monthly fair market value of securities. . . . .   | 1a | 82,993,261 |
| b | Average of monthly cash balances. . . . .  | 1b | 3,720,138  |
| c | Fair market value of all other assets (see page 24 of the instructions). . . . .   | 1c | 0          |
| d | Total (add lines 1a, b, and c). . . . .  | 1d | 86,713,399 |
| e | Reduction claimed for blockage or other factors reported on lines 1a and 1c (attach detailed explanation). . . . .               | 1e |            |
| 2 | Acquisition indebtedness applicable to line 1 assets. . . . .  | 2  | 0          |
| 3 | Subtract line 2 from line 1d. . . . .  | 3  | 86,713,399 |
| 4 | Cash deemed held for charitable activities Enter 1 1/2% of line 3 (for greater amount, see page 25 of the instructions). . . . . | 4  | 1,300,701  |
| 5 | Net value of noncharitable-use assets. Subtract line 4 from line 3 Enter here and on Part V, line 4                              | 5  | 85,412,698 |
| 6 | Minimum investment return. Enter 5% of line 5. . . . .   | 6  | 4,270,635  |

Part XI

Distributable Amount (see page 25 of the instructions) (Section 4942(j)(3) and (j)(5) private operating foundations and certain foreign organizations check here ☒ and do not complete this part.)

|    |   |    |           |
|----|---|----|-----------|
| 1  | Minimum investment return from Part X, line 6. . . . .  | 1  | 4,270,635 |
| 2a | Tax on investment income for 2011 from Part VI, line 5. . . . .   | 2a | 13,559    |
| b  | Income tax for 2011 (This does not include the tax from Part VI ). . . . .                                | 2b |           |
| c  | Add lines 2a and 2b. . . . .  | 2c | 13,559    |
| 3  | Distributable amount before adjustments Subtract line 2c from line 1. . . . .                             | 3  | 4,257,076 |
| 4  | Recoveries of amounts treated as qualifying distributions. . . . .  | 4  |           |
| 5  | Add lines 3 and 4. . . . .  | 5  | 4,257,076 |
| 6  | Deduction from distributable amount (see page 25 of the instructions). . . . .                            | 6  |           |
| 7  | Distributable amount as adjusted Subtract line 6 from line 5 Enter here and on Part XIII, line 1. . . . . | 7  | 4,257,076 |

Part XII

Qualifying Distributions (see page 25 of the instructions)

|  |   |    |           |
|--|---|----|-----------|
| 1  | Amounts paid (including administrative expenses) to accomplish charitable, etc , purposes   |    |           |
| a  | Expenses, contributions, gifts, etc —total from Part I, column (d), line 26. . . . .  | 1a | 4,235,109 |
| b  | Program-related investments—total from Part IX-B. . . . .   | 1b | 0         |
| 2  | Amounts paid to acquire assets used (or held for use) directly in carrying out charitable, etc , purposes. . . . .  | 2  | 0         |
| 3  | Amounts set aside for specific charitable projects that satisfy the   |    |           |
| a  | Suitability test (prior IRS approval required). . . . .   | 3a | 0         |
| b  | Cash distribution test (attach the required schedule). . . . .  | 3b | 0         |
| 4  | Qualifying distributions. Add lines 1a through 3b Enter here and on Part V, line 8, and Part XIII, line 4   | 4  | 4,235,109 |
| 5  | Foundations that qualify under section 4940(e) for the reduced rate of tax on net investment income Enter 1% of Part I, line 27b (see page 26 of the instructions). . . . . | 5  | 13,559    |
| 6  | Adjusted qualifying distributions. Subtract line 5 from line 4. . . . .   | 6  | 4,221,550 |
| Note: The amount on line 6 will be used in Part V, column (b), in subsequent years when calculating whether the foundation qualifies for the section 4940(e) reduction of tax in those years |   |    |           |

Part XIII

Undistributed Income (see page 26 of the instructions)

|    |   |               |                            |             |             |
|----|---|---------------|----------------------------|-------------|-------------|
|    |   | (a)<br>Corpus | (b)<br>Years prior to 2010 | (c)<br>2010 | (d)<br>2011 |
| 1  | Distributable amount for 2011 from Part XI, line 7  |               |                            |             | 4,257,076   |
| 2  | Undistributed income, if any, as of the end of 2011   |               |                            |             |             |
| a  | Enter amount for 2010 only. . . . .   |               |                            | 0           |             |
| b  | Total for prior years 2009 , 2008 , 2007  |               |                            |             |             |
| 3  | Excess distributions carryover, if any, to 2011   |               |                            |             |             |
| a  | From 2006. . . . .  |               |                            |             |             |
| b  | From 2007. . . . .  |               |                            |             |             |
| c  | From 2008. . . . .  |               |                            |             |             |
| d  | From 2009. . . . .  |               |                            |             | 0           |
| e  | From 2010. . . . .  |               |                            |             | 430,780     |
| f  | Total of lines 3a through e. . . . .  | 430,780       |                            |             |             |
| 4  | Qualifying distributions for 2011 from Part XII, line 4 ▶ \$ 4,235,109  |               |                            |             |             |
| a  | Applied to 2010, but not more than line 2a  |               |                            | 0           |             |
| b  | Applied to undistributed income of prior years (Election required—see page 26 of the instructions)  |               |                            |             |             |
| c  | Treated as distributions out of corpus (Election required—see page 26 of the instructions). . .   |               |                            |             |             |
| d  | Applied to 2011 distributable amount. . . . .   |               |                            |             | 4,235,109   |
| e  | Remaining amount distributed out of corpus  | 0             |                            |             |             |
| 5  | Excess distributions carryover applied to 2011<br>(If an amount appears in column (d), the same amount must be shown in column (a).)  | 21,967        |                            |             | 21,967      |
| 6  | Enter the net total of each column as indicated below:  |               |                            |             |             |
| a  | Corpus Add lines 3f, 4c, and 4e Subtract line 5   | 408,813       |                            |             |             |
| b  | Prior years' undistributed income Subtract line 4b from line 2b. . . . .  |               |                            |             |             |
| c  | Enter the amount of prior years' undistributed income for which a notice of deficiency has been issued, or on which the section 4942(a) tax has been previously assessed. . . . . |               |                            |             |             |
| d  | Subtract line 6c from line 6b Taxable amount—see page 27 of the instructions . . .  |               |                            |             |             |
| e  | Undistributed income for 2010 Subtract line 4a from line 2a Taxable amount—see page 27 of the instructions . . . . .  |               |                            | 0           |             |
| f  | Undistributed income for 2011 Subtract lines 4d and 5 from line 1 This amount must be distributed in 2011 . . . . .   |               |                            |             | 0           |
| 7  | Amounts treated as distributions out of corpus to satisfy requirements imposed by section 170(b)(1)(F) or 4942(g)(3) (see page 27 of the instructions). . . . .                   |               |                            |             |             |
| 8  | Excess distributions carryover from 2006 not applied on line 5 or line 7 (see page 27 of the instructions). . . . .   |               |                            |             |             |
| 9  | Excess distributions carryover to 2012.<br>Subtract lines 7 and 8 from line 6a . . . . .  | 408,813       |                            |             |             |
| 10 | Analysis of line 9  |               |                            |             |             |
| a  | Excess from 2007. . . .   |               |                            |             |             |
| b  | Excess from 2008. . . .   |               |                            |             |             |
| c  | Excess from 2009. . . .   |               |                            |             |             |
| d  | Excess from 2010. . . .   | 408,813       |                            |             |             |
| e  | Excess from 2011. . . .   |               |                            |             |             |

Part XIV Private Operating Foundations (see page 27 of the instructions and Part VII-A, question 9)

1a

If the foundation has received a ruling or determination letter that it is a private operating foundation, and the ruling is effective for 2011, enter the date of the ruling.

b

Check box to indicate whether the organization is a private operating foundation described in section 4942(j)(3) or 4942(j)(5)

☐ 4942(j)(3) or ☐ 4942(j)(5)

|    |  |          |               |          |          |           |
|----|--|----------|---------------|----------|----------|-----------|
| 2a | Enter the lesser of the adjusted net income from Part I or the minimum investment return from Part X for each year listed.                         | Tax year | Prior 3 years |          |          | (e) Total |
|    |  | (a) 2011 | (b) 2010      | (c) 2009 | (d) 2008 |           |
|    |  |          |               |          |          |           |
| b  | 85% of line 2a   |          |               |          |          |           |
| c  | Qualifying distributions from Part XII, line 4 for each year listed.   |          |               |          |          |           |
| d  | Amounts included in line 2c not used directly for active conduct of exempt activities.   |          |               |          |          |           |
| e  | Qualifying distributions made directly for active conduct of exempt activities. Subtract line 2d from line 2c.                                     |          |               |          |          |           |
| 3  | Complete 3a, b, or c for the alternative test relied upon  |          |               |          |          |           |
| a  | "Assets" alternative test—enter  |          |               |          |          |           |
|    | (1) Value of all assets  |          |               |          |          |           |
|    | (2) Value of assets qualifying under section 4942(j)(3)(B)(i)  |          |               |          |          |           |
| b  | "Endowment" alternative test— enter 2/3 of minimum investment return shown in Part X, line 6 for each year listed.                                 |          |               |          |          |           |
| c  | "Support" alternative test—enter   |          |               |          |          |           |
|    | (1) Total support other than gross investment income (interest, dividends, rents, payments on securities loans (section 512(a)(5)), or royalties). |          |               |          |          |           |
|    | (2) Support from general public and 5 or more exempt organizations as provided in section 4942(j)(3)(B)(iii).                                      |          |               |          |          |           |
|    | (3) Largest amount of support from an exempt organization  |          |               |          |          |           |
|    | (4) Gross investment income  |          |               |          |          |           |

Part XV Supplementary Information (Complete this part only if the organization had \$5,000 or more in assets at any time during the year—see page 27 of the instructions.)

1

Information Regarding Foundation Managers:

a

List any managers of the foundation who have contributed more than 2% of the total contributions received by the foundation before the close of any tax year (but only if they have contributed more than \$5,000) (See section 507(d)(2) )

NONE

b

List any managers of the foundation who own 10% or more of the stock of a corporation (or an equally large portion of the ownership of a partnership or other entity) of which the foundation has a 10% or greater interest

NONE

2

Information Regarding Contribution, Grant, Gift, Loan, Scholarship, etc., Programs:

Check here ☐ if the foundation only makes contributions to preselected charitable organizations and does not accept unsolicited requests for funds. If the foundation makes gifts, grants, etc. (see page 28 of the instructions) to individuals or organizations under other conditions, complete items 2a, b, c, and d.

a

The name, address, and telephone number of the person to whom applications should be addressed

Charles Nelson  
211 W WASHINGTON AVE SUITE 2400  
SOUTH BEND,IN 46601  
(574) 232-5970

b

The form in which applications should be submitted and information and materials they should include

GRANT APPLICANTS SHOULD REVIEW THE GRANT GUIDELINES FOUND ON THE FOUNDATION WEBSITE AT JUDDLEIGHTONFOUNDATION.ORG. PARTICULAR ATTENTION SHOULD BE PAID TO THE FOUNDATION'S PRIMARY FOCUS AREAS. APPLICANTS SHOULD CLEARLY STATE IN THEIR APPLICATION HOW THEIR PROPOSAL MEETS THE FOUNDATION'S OBJECTIVE TO IMPACT THE COMMUNITY AT LARGE IN THE THREE PRIMARY AREAS OF HEALTH, EDUCATION, AND ECONOMIC DEVELOPMENT. ALSO, ALL APPLICANTS ARE ENCOURAGED TO USE THE GRANT PROPOSAL FORM LOCATED ON THE WEBSITE. THIS FORM REQUESTS IMPORTANT ADDITIONAL INFORMATION WHICH IS HELPFUL IN CONSIDERATION OF EACH REQUEST.

c

Any submission deadlines

THE BOARD OF DIRECTORS MEETS QUARTERLY, USUALLY IN MARCH, JUNE, SEPTEMBER, AND DECEMBER AND REVIEWS

d

Any restrictions or limitations on awards, such as by geographical areas, charitable fields, kinds of institutions, or other factors

THE FOUNDATION'S ARTICLES OF INCORPORATION REQUIRE THAT AT LEAST 75% OF ALL AMOUNTS DISTRIBUTED IN ANY PERIOD BE FOR THE IMPROVEMENT OF QUALITY OF LIFE IN ST. JOSEPH COUNTY, INDIANA. OTHERWISE, THE FOUNDATION MAY MAKE GRANTS FOR ALL EDUCATIONAL, CHARITABLE, AND SCIENTIFIC PURPOSES AS DEFINED IN CODE SECTION 501(C)(3). THE FOUNDATION DOES NOT CURRENTLY AWARD SCHOLARSHIPS OR OTHERWISE MAKE GRANTS TO INDIVIDUALS.

Part XV

Supplementary Information (continued)

3 Grants and Contributions Paid During the Year or Approved for Future Payment

| Recipient   | If recipient is an individual, show any relationship to any foundation manager or substantial contributor | Foundation status of recipient | Purpose of grant or contribution | Amount    |
|---|---|--------------------------------|----------------------------------|-----------|
| Name and address (home or business)                 |   |                                |                                  |           |
| a Paid during the year<br>See Additional Data Table |   |                                |                                  |           |
| Total . . . . .                                     |   |                                | 3a                               | 3,997,700 |
| b Approved for future payment                       |   |                                |                                  |           |
| Total . . . . .                                     |   |                                | 3b                               |           |

| Enter gross amounts unless otherwise indicated |   | Unrelated business income |               | Excluded by section 512, 513, or 514 |               | (e)<br>Related or exempt<br>function income<br>(See page 28 of<br>the instructions ) |
|--|---|---------------------------|---------------|--------------------------------------|---------------|--|
|  |   | (a)<br>Business code      | (b)<br>Amount | (c)<br>Exclusion code                | (d)<br>Amount |  |
| <b>1</b>                                       | Program service revenue                                       |                           |               |                                      |               |  |
| <b>a</b>                                       | _____   |                           |               |                                      |               |  |
| <b>b</b>                                       | _____   |                           |               |                                      |               |  |
| <b>c</b>                                       | _____   |                           |               |                                      |               |  |
| <b>d</b>                                       | _____   |                           |               |                                      |               |  |
| <b>e</b>                                       | _____   |                           |               |                                      |               |  |
| <b>f</b>                                       | _____   |                           |               |                                      |               |  |
| <b>g</b>                                       | Fees and contracts from government agencies                   |                           |               |                                      |               |  |
| <b>2</b>                                       | Membership dues and assessments. . . . .                      |                           |               |                                      |               |  |
| <b>3</b>                                       | Interest on savings and temporary cash investments            |                           |               |                                      |               |  |
| <b>4</b>                                       | Dividends and interest from securities. . . . .               |                           |               | 14                                   | 2,018,221     |  |
| <b>5</b>                                       | Net rental income or (loss) from real estate                  |                           |               |                                      |               |  |
| <b>a</b>                                       | Debt-financed property. . . . .                               |                           |               |                                      |               |  |
| <b>b</b>                                       | Not debt-financed property. . . . .                           |                           |               |                                      |               |  |
| <b>6</b>                                       | Net rental income or (loss) from personal property            |                           |               |                                      |               |  |
| <b>7</b>                                       | Other investment income. . . . .                              |                           |               |                                      |               |  |
| <b>8</b>                                       | Gain or (loss) from sales of assets other than inventory      |                           |               | 18                                   | 330,456       |  |
| <b>9</b>                                       | Net income or (loss) from special events                      |                           |               |                                      |               |  |
| <b>10</b>                                      | Gross profit or (loss) from sales of inventory. . . . .       |                           |               |                                      |               |  |
|  | NET LOSS FROM   | 900003                    | -6,957        | 18                                   | -18,184       |  |
| <b>11</b>                                      | Other revenue <b>a</b> <u>PASSTHROUGH ENTITIES</u>            |                           |               |                                      |               |  |
| <b>b</b>                                       | _____   |                           |               |                                      |               |  |
| <b>c</b>                                       | _____   |                           |               |                                      |               |  |
| <b>d</b>                                       | _____   |                           |               |                                      |               |  |
| <b>e</b>                                       | _____   |                           |               |                                      |               |  |
| <b>12</b>                                      | Subtotal. Add columns (b), (d), and (e). . . . .              |                           | -6,957        |                                      | 2,330,493     |  |
| <b>13</b>                                      | <b>Total.</b> Add line 12, columns (b), (d), and (e). . . . . |                           |               | <b>13</b>                            |               | <b>2,323,536</b>   |

(See worksheet in line 13 instructions on page 28 to verify calculations )

[illegible]

## Part XVII

|          |   |              |            |           |
|----------|---|--------------|------------|-----------|
| <b>1</b> | Did the organization directly or indirectly engage in any of the following with any other organization described in section 501(c) of the Code (other than section 501(c)(3) organizations) or in section 527, relating to political organizations? |              | <b>Yes</b> | <b>No</b> |
|          |   |              |            |           |
| <b>a</b> | Transfers from the reporting foundation to a noncharitable exempt organization of   |              |            |           |
|          | (1) Cash. . . . .   | <b>1a(1)</b> |            | <b>No</b> |
|          | (2) Other assets. . . . .   | <b>1a(2)</b> |            | <b>No</b> |
| <b>b</b> | Other transactions  |              |            |           |
|          | (1) Sales of assets to a noncharitable exempt organization. . . . .   | <b>1b(1)</b> |            | <b>No</b> |
|          | (2) Purchases of assets from a noncharitable exempt organization. . . . .   | <b>1b(2)</b> |            | <b>No</b> |
|          | (3) Rental of facilities, equipment, or other assets. . . . .   | <b>1b(3)</b> |            | <b>No</b> |
|          | (4) Reimbursement arrangements. . . . .   | <b>1b(4)</b> |            | <b>No</b> |
|          | (5) Loans or loan guarantees. . . . .   | <b>1b(5)</b> |            | <b>No</b> |
|          | (6) Performance of services or membership or fundraising solicitations. . . . .   | <b>1b(6)</b> |            | <b>No</b> |
| <b>c</b> | Sharing of facilities, equipment, mailing lists, other assets, or paid employees. . . . .   | <b>1c</b>    |            | <b>No</b> |

[illegible]

**2a** Is the foundation directly or indirectly affiliated with, or related to, one or more tax-exempt organizations described in section 501(c) of the Code (other than section 501(c)(3)) or in section 527? . . . . . ☐ Yes ☒ No

| b If "Yes," complete the following schedule |                          |                                 |
|---|--------------------------|---------------------------------|
| (a) Name of organization                    | (b) Type of organization | (c) Description of relationship |
|   |                          |                                 |

|                          |   |  |  |                                     |   |
|--------------------------|---|--|--|-------------------------------------|---|
| Sign Here                | Under penalties of perjury, I declare that I have examined this return, including accompanying schedules and statements, and to the best of my knowledge and belief, it is true, correct, and complete Declaration of preparer (other than taxpayer or fiduciary) is based on all information of which preparer has any knowledge |  |  |                                     |   |
|                          | *****   |  |  | 2012-05-10                          | *****   |
|                          | Signature of officer or trustee   |  |  | Date                                | Title   |
|                          | <div> <div>Preparer's Signature</div> <div>Kenneth Keber</div> </div>   |  |  | Date                                | <div>Check if self-employed <input checked="" type="checkbox"/></div> <div>PTIN</div> |
| Paid Preparer's Use Only | Firm's name <input type="checkbox"/>  |  |  | Firm's EIN <input type="checkbox"/> |   |
|                          | Crowe Horwath LLP   |  |  |                                     |   |
|                          | 330 E Jefferson Blvd PO Box 7   |  |  |                                     |   |
|                          | Firm's address <input type="checkbox"/>   |  |  | Phone no (574) 232-3992             |   |
|                          | South Bend, IN 466240007  |  |  |                                     |   |

May the IRS discuss this return with the preparer shown above? See instructions . . . . . ☒ Yes ☐ No

Schedule B

(Form 990, 990-EZ, or 990-PF)

Department of the Treasury  
Internal Revenue Service

Schedule of Contributors

▶ Attach to Form 990, 990-EZ, or 990-PF.

OMB No 1545-0047

2011

|   |   |
|---|---|
| <b>Name of organization</b><br>Judd Leighton Foundation Inc | <b>Employer identification number</b><br>35-2120550 |
|---|---|

Organization type (check one)

|                    |   |
|--------------------|---|
| <b>Filers of:</b>  | <b>Section:</b>   |
| Form 990 or 990-EZ | <input checked="" type="checkbox"/> 501(c)( 3 ) (enter number) organization                               |
|                    | <input type="checkbox"/> 4947(a)(1) nonexempt charitable trust <b>not</b> treated as a private foundation |
|                    | <input type="checkbox"/> 527 political organization   |
| Form 990-PF        | <input type="checkbox"/> 501(c)(3) exempt private foundation  |
|                    | <input type="checkbox"/> 4947(a)(1) nonexempt charitable trust treated as a private foundation            |
|                    | <input type="checkbox"/> 501(c)(3) taxable private foundation   |

Check if your organization is covered by the **General Rule** or a **Special Rule**.  
**Note.** Only a section 501(c)(7), (8), or (10) organization can check boxes for both the General Rule and a Special Rule See instructions

General Rule—

☒ For an organization filing Form 990, 990-EZ, or 990-PF that received, during the year, \$5,000 or more (in money or property) from any one contributor Complete Parts I and II

Special Rules

☐ For a section 501(c)(3) organization filing Form 990 or 990-EZ, that met the 33<sup>1</sup>/<sub>3</sub>% support test of the regulations under sections 509(a)(1) and 170(b)(1)(A)(vi), and received from any one contributor, during the year, a contribution of the greater of **(1)** \$5,000 or **(2)** 2% of the amount on (i) Form 990, Part VIII, line 1h, or (ii) Form 990-EZ, line 1 Complete Parts I and II

☐ For a section 501(c)(7), (8), or (10) organization filing Form 990, or 990-EZ, that received from any one contributor, during the year, aggregate contributions of more than \$1,000 for use *exclusively* for religious, charitable, scientific, literary, or educational purposes, or the prevention of cruelty to children or animals Complete Parts I, II, and III

☐ For a section 501(c)(7), (8), or (10) organization filing Form 990, or 990-EZ, that received from any one contributor, during the year, contributions for use *exclusively* for religious, charitable, etc , purposes, but these contributions did not aggregate to more than \$1,000 If this box is checked, enter here the total contributions that were received during the year for an *exclusively* religious, charitable, etc , purpose Do not complete any of the parts unless the **General Rule** applies to this organization because it received nonexclusively religious, charitable, etc , contributions of \$5,000 or more during the year . . . . . ▶ \$ \_\_\_\_\_

**Caution.** An Organization that is not covered by the General Rule and/or the Special Rules does not file Schedule B (Form 990, 990-EZ, or 990-PF), but it **must** answer “No” on Part IV, line 2 of its Form 990, or check the box in the heading of its Form 990-EZ, or on line 2 of its Form 990-PF, to certify that it does not meet the filing requirements of Schedule B (Form 990, 990-EZ, or 990-PF)

|   |   |
|---|---|
| <b>Name of organization</b><br>Judd Leighton Foundation Inc | <b>Employer identification number</b><br>35-2120550 |
|---|---|

Part I

Contributors (see Instructions) Use duplicate copies of Part I if additional space is needed

| (a)<br>No. | (b)<br>Name, address, and ZIP + 4                                 | (c)<br>Aggregate contributions | (d)<br>Type of contribution  |
|------------|---|--------------------------------|--|
| 1          | Mary Stanfield<br>1324 Belmont Avenue<br><br>South Bend, IN 46615 | \$ 30,000                      | Person <input checked="" type="checkbox"/><br>Payroll <input type="checkbox"/><br>Noncash <input type="checkbox"/><br><br>(Complete Part II if there is a noncash contribution ) |
| —          |   | \$                             | Person <input type="checkbox"/><br>Payroll <input type="checkbox"/><br>Noncash <input type="checkbox"/><br><br>(Complete Part II if there is a noncash contribution )            |
| —          |   | \$                             | Person <input type="checkbox"/><br>Payroll <input type="checkbox"/><br>Noncash <input type="checkbox"/><br><br>(Complete Part II if there is a noncash contribution )            |
| —          |   | \$                             | Person <input type="checkbox"/><br>Payroll <input type="checkbox"/><br>Noncash <input type="checkbox"/><br><br>(Complete Part II if there is a noncash contribution )            |
| —          |   | \$                             | Person <input type="checkbox"/><br>Payroll <input type="checkbox"/><br>Noncash <input type="checkbox"/><br><br>(Complete Part II if there is a noncash contribution )            |
| —          |   | \$                             | Person <input type="checkbox"/><br>Payroll <input type="checkbox"/><br>Noncash <input type="checkbox"/><br><br>(Complete Part II if there is a noncash contribution )            |
| —          |   | \$                             | Person <input type="checkbox"/><br>Payroll <input type="checkbox"/><br>Noncash <input type="checkbox"/><br><br>(Complete Part II if there is a noncash contribution )            |
| —          |   | \$                             | Person <input type="checkbox"/><br>Payroll <input type="checkbox"/><br>Noncash <input type="checkbox"/><br><br>(Complete Part II if there is a noncash contribution )            |



|  |  |
|--|--|
| Name of organization<br>Judd Leighton Foundation Inc | Employer identification number<br>35-2120550 |
|--|--|

|   |   |  |                      |
|---|---|--|----------------------|
| <div>Part II</div> <div>Noncash Property (see Instructions) Use duplicate copies of Part II if additional space is needed</div> |   |  |                      |
| (a) No.<br>from<br>Part I   | (b)<br>Description of noncash property given    | (c)<br>FMV (or estimate)<br>(see instructions) | (d)<br>Date received |
| —   | <div></div> <div></div> <div></div> <div></div> | \$ <div></div>                                 | <div></div>          |
| (a) No.<br>from<br>Part I   | (b)<br>Description of noncash property given    | (c)<br>FMV (or estimate)<br>(see instructions) | (d)<br>Date received |
| —   | <div></div> <div></div> <div></div> <div></div> | \$ <div></div>                                 | <div></div>          |
| (a) No.<br>from<br>Part I   | (b)<br>Description of noncash property given    | (c)<br>FMV (or estimate)<br>(see instructions) | (d)<br>Date received |
| —   | <div></div> <div></div> <div></div> <div></div> | \$ <div></div>                                 | <div></div>          |
| (a) No.<br>from<br>Part I   | (b)<br>Description of noncash property given    | (c)<br>FMV (or estimate)<br>(see instructions) | (d)<br>Date received |
| —   | <div></div> <div></div> <div></div> <div></div> | \$ <div></div>                                 | <div></div>          |
| (a) No.<br>from<br>Part I   | (b)<br>Description of noncash property given    | (c)<br>FMV (or estimate)<br>(see instructions) | (d)<br>Date received |
| —   | <div></div> <div></div> <div></div> <div></div> | \$ <div></div>                                 | <div></div>          |
| (a) No.<br>from<br>Part I   | (b)<br>Description of noncash property given    | (c)<br>FMV (or estimate)<br>(see instructions) | (d)<br>Date received |
| —   | <div></div> <div></div> <div></div> <div></div> | \$ <div></div>                                 | <div></div>          |

|   |   |
|---|---|
| <b>Name of organization</b><br>Judd Leighton Foundation Inc | <b>Employer identification number</b><br>35-2120550 |
|---|---|

Part III

**Exclusively religious, charitable, etc., individual contributions to section 501(c)(7), (8), or (10) organizations aggregating more than \$1,000 for the year.** (Complete columns (a) through (e) and the following line entry )

For organizations completing Part III, enter the total of *exclusively* religious, charitable, etc , contributions of **\$1,000 or less** for the year (Enter this information once See instructions ) ➤ \$

Use duplicate copies of Part III if additional space is needed

| (a) No.<br>from<br>Part I | (b)<br>Purpose of gift                | (c)<br>Use of gift | (d)<br>Description of how gift is held   |
|---------------------------|---------------------------------------|--------------------|--|
| —                         | <div></div>                           | <div></div>        | <div></div>                              |
|                           | <div></div>                           | <div></div>        | <div></div>                              |
|                           | <div></div>                           | <div></div>        | <div></div>                              |
|                           | (e)<br>Transfer of gift               |                    |  |
|                           | Transferee's name, address, and ZIP 4 |                    | Relationship of transferor to transferee |
|                           | <div></div>                           | <div></div>        |  |
|                           | <div></div>                           | <div></div>        |  |
| —                         | <div></div>                           | <div></div>        | <div></div>                              |
|                           | <div></div>                           | <div></div>        | <div></div>                              |
|                           | <div></div>                           | <div></div>        | <div></div>                              |
|                           | (e)<br>Transfer of gift               |                    |  |
|                           | Transferee's name, address, and ZIP 4 |                    | Relationship of transferor to transferee |
|                           | <div></div>                           | <div></div>        |  |
|                           | <div></div>                           | <div></div>        |  |
| —                         | <div></div>                           | <div></div>        | <div></div>                              |
|                           | <div></div>                           | <div></div>        | <div></div>                              |
|                           | <div></div>                           | <div></div>        | <div></div>                              |
|                           | (e)<br>Transfer of gift               |                    |  |
|                           | Transferee's name, address, and ZIP 4 |                    | Relationship of transferor to transferee |
|                           | <div></div>                           | <div></div>        |  |
|                           | <div></div>                           | <div></div>        |  |
| —                         | <div></div>                           | <div></div>        | <div></div>                              |
|                           | <div></div>                           | <div></div>        | <div></div>                              |
|                           | <div></div>                           | <div></div>        | <div></div>                              |
|                           | (e)<br>Transfer of gift               |                    |  |
|                           | Transferee's name, address, and ZIP 4 |                    | Relationship of transferor to transferee |
|                           | <div></div>                           | <div></div>        |  |
|                           | <div></div>                           | <div></div>        |  |

## TY 2011 Accounting Fees Schedule

**Name:** Judd Leighton Foundation Inc

**EIN:** 35-2120550

| Category            | Amount | Net Investment<br>Income | Adjusted Net<br>Income | Disbursements for<br>Charitable<br>Purposes |
|---------------------|--------|--------------------------|------------------------|---|
| CULLAR & ASSOCIATES | 8,800  | 4,400                    |                        | 4,400                                       |
| CROWE HORWATH       | 37,092 | 18,546                   |                        | 18,546                                      |

**Note:** To capture the full content of this document, please select landscape mode (11" x 8.5") when printing.

**TY 2011 Depreciation Schedule**

**Name:** Judd Leighton Foundation Inc

**EIN:** 35-2120550

| Description of Property | Date Acquired | Cost or Other Basis | Prior Years' Depreciation | Computation Method | Rate / Life (# of years) | Current Year's Depreciation Expense | Net Investment Income | Adjusted Net Income | Cost of Goods Sold Not Included |
|-------------------------|---------------|---------------------|---------------------------|--------------------|--------------------------|-------------------------------------|-----------------------|---------------------|---------------------------------|
|-------------------------|---------------|---------------------|---------------------------|--------------------|--------------------------|-------------------------------------|-----------------------|---------------------|---------------------------------|

**TY 2011 Investments Corporate  
Bonds Schedule****Name:** Judd Leighton Foundation Inc**EIN:** 35-2120550

| <b>Name of Bond</b>            | <b>End of Year Book<br/>Value</b> | <b>End of Year Fair<br/>Market Value</b> |
|--------------------------------|-----------------------------------|--|
| GOLDMAN SACHS 5.250% 04/01/13  | 249,774                           | 255,448                                  |
| VANGUARD GNMA FUND ADMIRLA SHS | 1,834,327                         | 1,939,970                                |
| LOOMIS SAYLES BOND CL 1        | 1,872,627                         | 2,024,800                                |
| PIMCO FOREIGN BOND FD          | 2,841,113                         | 3,262,608                                |
| PIMCO TOTAL RETURN FUND        | 2,221,742                         | 2,341,084                                |
| VANGUARD INFLATION PROTECTED   | 1,500,000                         | 1,723,353                                |
| DRIEHAUS ACTIVE INCM FD        | 1,000,000                         | 894,551                                  |
| PIMCO EMRG MKTS BD FD          | 1,250,000                         | 1,271,883                                |
| PIMCO UNCONSTRAINED BD         | 1,500,000                         | 1,462,854                                |
| US TREASURY NOTE 1%            | 1,000,000                         | 1,000,158                                |
| BANK OF CHINA NY 0.25%         | 200,000                           | 200,000                                  |
| GE MONEY BANK 0.25%            | 200,000                           | 199,906                                  |
| MERK ABSOLUTE RETURN           | 1,000,000                         | 934,740                                  |
| PIMCO EMRG LOCAL BD FD         | 1,250,000                         | 1,179,243                                |

TY 2011 Investments Corporate  
Stock Schedule

Name: Judd Leighton Foundation Inc  
EIN: 35-2120550

| Name of Stock            | End of Year Book Value | End of Year Fair Market Value |
|--------------------------|------------------------|-------------------------------|
| 3M COMPANY               | 773,000                | 817,300                       |
| BANK OF AMERICA CORP     | 3,869,259              | 695,000                       |
| BHP BILLITON LTD         | 705,637                | 706,300                       |
| BP PLC                   | 2,623,400              | 1,709,600                     |
| CHEVRON CORP             | 716,000                | 1,330,000                     |
| CISCO SYSTEMS INC        | 1,117,513              | 1,084,800                     |
| COLGATE-PALMOLIVE CO     | 100,000                | 923,900                       |
| EXELON CORP              | 0                      | 0                             |
| EXXON MOBILE CORPORATION | 1,908,477              | 3,390,400                     |
| GENERAL ELECTRIC CO      | 2,149,507              | 1,791,000                     |
| INT'L BUSINESS MACHINES  | 803,182                | 3,034,020                     |
| INTEL CORP               | 984,426                | 1,212,500                     |
| INTUITIVE SURGICAL NEW   | 0                      | 0                             |
| JOHNSON & JOHNSON        | 2,174,997              | 3,279,000                     |
| JP MORGAN CHASE          | 2,382,000              | 1,995,000                     |
| LILLY ELI & CO           | 1,444,375              | 1,039,000                     |
| MERCK & CO INC           | 790,625                | 942,500                       |
| NORTHERN TRUST CORP      | 1,254,601              | 991,500                       |
| PEPSICO INC              | 919,751                | 995,250                       |
| PROCTER & GAMBLE         | 1,345,040              | 1,500,975                     |
| STRYKER CORP             | 863,471                | 869,925                       |
| VERIZON COMMUNCATIONS    | 869,543                | 1,203,600                     |
| WALGREEN COMPANY         | 0                      | 0                             |
| WELLS FARGO & CO         | 0                      | 0                             |
| COMCAST CORP             | 733,509                | 948,400                       |
| DIAGEO PLC               | 697,078                | 874,200                       |
| FORD MOTOR COMPANY       | 1,035,236              | 860,800                       |
| GENERAL DYNAMICS CORP    | 0                      | 0                             |
| GOLDMAN SACHS GROUP      | 0                      | 0                             |
| MICROSOFT CORP           | 1,349,894              | 1,298,000                     |

| Name of Stock            | End of Year Book Value | End of Year Fair Market Value |
|--------------------------|------------------------|-------------------------------|
| NOVARTIS A G SPON ADR    | 838,274                | 857,550                       |
| UNITED TECHNOLOGIES CORP | 0                      | 0                             |
| GOOGLE INC               | 1,006,958              | 1,162,620                     |
| ILLINOIS TOOL WORKS INC  | 863,001                | 934,200                       |
| XEROX CORP               | 588,127                | 597,000                       |
| CORNING INC              | 572,920                | 519,200                       |

**TY 2011 Investments - Other Schedule**

**Name:** Judd Leighton Foundation Inc  
**EIN:** 35-2120550

| Category / Item                | Listed at Cost or FMV | Book Value | End of Year Fair Market Value |
|--------------------------------|-----------------------|------------|-------------------------------|
| COLUMBIA ACORN INT'L FUND      | AT COST               | 2,007,926  | 2,444,150                     |
| FIRST EAGLE OVERSEAS FUND A    | AT COST               | 2,449,980  | 2,250,515                     |
| GOLDMAN SACHS MORTG CREDIT OPP | AT COST               | 866,979    | 519,145                       |
| GOLDMAN SACHS VINTAGE FUND V   | AT COST               | 477,524    | 627,707                       |
| GOLDMAN SACHS WEST ST PTNR II  | AT COST               | 603,770    | 578,642                       |
| GS PRVT EQTY MGRS OFFSHORE FD  | AT COST               | 32,453     | 22,121                        |
| WHITEHALL ST INT'L REAL ESTATE | AT COST               | 91,948     | 75,801                        |
| GS COMMODITY OPPORTUNITIES FD  | AT COST               | 500,000    | 542,139                       |
| GS EARLY SECONDARIES FUND      | AT COST               | 224,483    | 238,311                       |
| HSBC USA, INC. ELEMENTS        | AT COST               | 0          | 0                             |
| JP MORGAN HIGHBRIDGE STATISTIC | AT COST               | 2,000,000  | 1,842,121                     |
| KEELEY SMALL CAP VALUE FUND    | AT COST               | 0          | 0                             |
| NANTUCKET FUND A CLASS 05/04   | AT COST               | 2,106,115  | 1,993,998                     |
| NANTUCKET FUND A CLASS 07/10   | AT COST               | 1,035,957  | 1,036,564                     |
| OAKMARK INT'L SMALL CAP FUND   | AT COST               | 1,000,000  | 1,368,721                     |
| PRIMCAP ODYSSEY AGGR GROWTH FD | AT COST               | 2,400,000  | 3,335,819                     |
| THIRD AVENUE REAL ESTATE VALUE | AT COST               | 0          | 0                             |
| TIFF REALTY & RESOURCES 2008   | AT COST               | 556,840    | 521,731                       |
| TIFF REALTY OPPORTUNITY FUND   | AT COST               | 202,489    | 209,893                       |
| AQR MGD FUTURES SRAT FD        | AT COST               | 950,000    | 885,120                       |
| FORWARD TACTICAL GROWTH FD     | AT COST               | 1,000,000  | 956,641                       |
| MATTHEWS ASIAN GROWTH & INCOME | AT COST               | 1,150,000  | 1,027,543                     |
| OPPENHEIMER DEVELOPING MKTS    | AT COST               | 1,150,000  | 1,091,120                     |
| ROYCE SPECIAL EQUITY FD        | AT COST               | 2,035,558  | 2,055,046                     |
| FORD MOTOR CO WARRANTS         | AT COST               | 146,259    | 60,000                        |
| POWERSHARES DB G10 CRNCY HRVST | AT COST               | 0          | 0                             |
| GS ANCHORAGE ILLIQUID OPPS ACC | AT COST               | 888,712    | 1,069,855                     |
| COMMONFUND CAP INTL PRTNS VI   | AT COST               | 508,616    | 530,848                       |
| COMMONFUND CAP INTL PRTNS VII  | AT COST               | 44,429     | 41,435                        |
| COMMONFUND PRVT EQTY PRTN VII  | AT COST               | 433,008    | 474,919                       |
| COMMONFUND PRVT EQTY PRTN VIII | AT COST               | 7,500      | 6,483                         |
| COMMONFUND CAP VNTR PTNS VIII  | AT COST               | 291,297    | 378,075                       |
| FORWARD COMMODITY L-S STRAT    | AT COST               | 500,000    | 501,458                       |
| GS COMMODITY STRATEGY I        | AT COST               | 1,007,914  | 918,240                       |
| PIMCO ALL ASSET INSTL          | AT COST               | 1,000,000  | 935,905                       |
| PIMCO EXCH TRADED ENHANCED     | AT COST               | 706,278    | 701,050                       |



TY 2011 Land, Etc. Schedule

**Name:** Judd Leighton Foundation Inc

**EIN:** 35-2120550

| Category / Item | Cost / Other Basis | Accumulated Depreciation | Book Value | End of Year Fair Market Value |
|-----------------|--------------------|--------------------------|------------|-------------------------------|
|-----------------|--------------------|--------------------------|------------|-------------------------------|

# TY 2011 Legal Fees Schedule

**Name:** Judd Leighton Foundation Inc

**EIN:** 35-2120550

| Category   | Amount | Net Investment<br>Income | Adjusted Net<br>Income | Disbursements for<br>Charitable<br>Purposes |
|------------|--------|--------------------------|------------------------|---|
| ICE MILLER | 31,520 | 15,760                   |                        | 15,760                                      |

## TY 2011 Other Assets Schedule

**Name:** Judd Leighton Foundation Inc

**EIN:** 35-2120550

| Description                 | Beginning of Year -<br>Book Value | End of Year - Book<br>Value | End of Year - Fair<br>Market Value |
|-----------------------------|-----------------------------------|-----------------------------|------------------------------------|
| INTEREST RECEIVABLE         | 0                                 | 0                           | 54,481                             |
| BENEFICIAL INTEREST IN CRTS | 0                                 | 0                           | 2,452,478                          |

**TY 2011 Other Decreases Schedule****Name:** Judd Leighton Foundation Inc**EIN:** 35-2120550

| Description                        | Amount  |
|------------------------------------|---------|
| CHANGE IN CONTRIBUTIONS RECEIVABLE | 304,709 |
| COST BASIS ADJUSTMENT              | 2,420   |

## TY 2011 Other Expenses Schedule

**Name:** Judd Leighton Foundation Inc

**EIN:** 35-2120550

| Description               | Revenue and Expenses<br>per Books | Net Investment<br>Income | Adjusted Net Income | Disbursements for<br>Charitable Purposes |
|---------------------------|-----------------------------------|--------------------------|---------------------|--|
| WEBSITE/SOFTWARE EXPENSES | 12,224                            | 6,112                    |                     | 6,112                                    |
| GS WIRE/ACCOUNT FEES      | 2,478                             | 2,478                    | 0                   | 0  |
| CHARITABLE EVENTS         | 100                               |                          |                     | 100                                      |
| MEMBERSHIP DUES           | 695                               | 348                      |                     | 347                                      |
| PAYROLL PROCESSING FEES   | 732                               | 366                      |                     | 366                                      |

## TY 2011 Other Income Schedule

**Name:** Judd Leighton Foundation Inc

**EIN:** 35-2120550

| Description                        | Revenue And<br>Expenses Per Books | Net Investment<br>Income | Adjusted Net Income |
|------------------------------------|-----------------------------------|--------------------------|---------------------|
| Net loss from passthrough entities | -25,141                           | -18,184                  |                     |

## TY 2011 Other Professional Fees Schedule

**Name:** Judd Leighton Foundation Inc

**EIN:** 35-2120550

| Category                      | Amount  | Net Investment<br>Income | Adjusted Net<br>Income | Disbursements for<br>Charitable<br>Purposes |
|-------------------------------|---------|--------------------------|------------------------|---|
| WALTER & KEENAN<br>CONSULTING | 722,633 | 722,633                  |                        |   |

# **TY 2011 Taxes Schedule**

**Name:** Judd Leighton Foundation Inc

**EIN:** 35-2120550

| Category                       | Amount | Net Investment<br>Income | Adjusted Net<br>Income | Disbursements for<br>Charitable<br>Purposes |
|--------------------------------|--------|--------------------------|------------------------|---|
| GOLDMAN SACHS VINTAGE FUND TAX | 2,868  | 2,868                    |                        |   |
| FOREIGN TAXES PAID             | 5,318  | 5,318                    |                        |   |
| FEDERAL EXCISE TAX             | 31,011 | 0                        |                        |   |
| PAYROLL TAXES                  | 16,503 | 8,252                    |                        | 8,251                                       |



**Additional Data**

**Software ID:**  
**Software Version:**  
**EIN:** 35-2120550  
**Name:** Judd Leighton Foundation Inc

**Form 990PF - Special Condition Description:**

|                                      |
|--------------------------------------|
| <b>Special Condition Description</b> |
|--------------------------------------|

Form 990PF Part IV - Capital Gains and Losses for Tax on Investment Income - Columns a - d

| (a) List and describe the kind(s) of property sold (e g , real estate,<br>2-story brick warehouse, or common stock, 200 shs MLC Co ) | (b) How acquired<br>P—Purchase<br>D—Donation | (c) Date acquired<br>(mo , day, yr ) | (d) Date sold<br>(mo , day, yr ) |
|--|--|--------------------------------------|----------------------------------|
| ADVANCED MICRO DEVICES   |  | 2011-01-12                           | 2011-06-27                       |
| EXELON CORPORATION   |  | 2011-01-12                           | 2011-03-28                       |
| GENERAL DYNAMICS CORP  |  | 2010-01-08                           | 2011-05-16                       |
| GOLDMAN SACHS GROUP INC  |  | 2011-08-23                           | 2011-11-17                       |
| HSBC USA INC   |  | 2010-09-24                           | 2011-09-13                       |
| INTUITIVE SURGICAL   |  | 2011-01-12                           | 2011-05-17                       |
| MEDCOHEALTH SOLUTIONS  |  | 2011-03-25                           | 2011-01-17                       |
| POWERSHARES DB G10 CRNCY HARVEST FUND  |  | 2010-11-15                           | 2011-03-28                       |
| THIRD AVENUE REAL ESTATE VALUE FD  |  | 2010-08-10                           | 2011-06-27                       |
| UNITED TECHNOLOGIES CORP   |  | 2010-09-23                           | 2011-08-23                       |
| US TREAS NOTE 1% UST NOTE  |  | 2011-09-28                           | 2011-12-31                       |
| BANK OF AMERICA CORP   |  | 2005-12-19                           | 2011-09-20                       |
| COLGATE-PALMOLIVE CO   |  | 2005-12-19                           | 2011-11-17                       |
| EXELON CORPORATION   |  | 2009-08-28                           | 2011-03-28                       |
| GENERAL DYNAMICS CORP  |  | 2010-02-11                           | 2011-05-16                       |
| GOLDMAN SACHS GROUP INC  |  | 2010-09-24                           | 2011-11-17                       |
| HSBC USA INC   |  | 2009-08-24                           | 2011-09-13                       |
| INTL BUSINESS MACHINES   |  | 2005-12-19                           | 2011-12-31                       |
| INTUITIVE SURGICAL   |  | 2009-08-28                           | 2011-05-17                       |
| KEELEY SMALL CAP VALUE FUND CL A   |  |                                      | 2011-08-11                       |
| LOOMIS SAYLES BOND FUND CL I   |  |                                      | 2011-12-07                       |
| MERCK & CO INC   |  | 2005-12-19                           | 2011-01-12                       |
| THIRD AVENUE REAL ESTATE VALUE FD  |  | 2009-08-26                           | 2011-06-27                       |
| UNITED TECHNOLOGIES CORP   |  | 2010-02-11                           | 2011-08-23                       |
| VERIZON COMMUNICATIONS   |  | 2010-09-23                           | 2011-11-17                       |
| WALGREEN COMPANY   |  | 2005-12-19                           | 2011-01-12                       |
| WELLS FARGO & CO   |  |                                      | 2011-06-27                       |
| AQR MGD FUTURES STRAT FD CAPITAL GAIN DISTRIBUTION   |  |                                      |                                  |
| FIRST EAGLE OVERSEAS CAPITAL GAIN DISTRIBUTION   |  |                                      |                                  |
| FORWARD TACTICAL GROWTH CAPITAL GAIN DISTRIBUTION  |  |                                      |                                  |

Form 990PF Part IV - Capital Gains and Losses for Tax on Investment Income - Columns a - d

| (a) List and describe the kind(s) of property sold (e g , real estate,<br>2-story brick warehouse, or common stock, 200 shs MLC Co ) | (b) How acquired<br>P—Purchase<br>D—Donation | (c) Date acquired<br>(mo , day, yr ) | (d) Date sold<br>(mo , day, yr ) |
|--|--|--------------------------------------|----------------------------------|
| OAKMARK INTL SMALL CAP CAPITAL GAIN DISTRIBUTION   |  |                                      |                                  |
| MATTHEWS ASIAN GROWTH CAPITAL GAIN DISTRIBUTION  |  |                                      |                                  |
| PRIMECAP ODYSSEY AGGR CAPITAL GAIN DISTRIBUTION  |  |                                      |                                  |
| ROYCE SPECIAL EQUITY FD CAPITAL GAIN DISTRIBUTION  |  |                                      |                                  |
| VANGUARD INFLATION CAPITAL GAIN DISTRIBUTION   |  |                                      |                                  |
| VANGUARD GNMA FUND CAPITAL GAIN DISRTIBUTION   |  |                                      |                                  |

Form 990PF Part IV - Capital Gains and Losses for Tax on Investment Income - Columns e - h

| (e) Gross sales price | (f) Depreciation allowed<br>(or allowable) | (g) Cost or other basis<br>plus expense of sale | (h) Gain or (loss)<br>(e) plus (f) minus (g) |
|-----------------------|--|---|--|
| 518,231               |  | 670,143   | -151,912                                     |
| 406,104               |  | 427,574   | -21,470                                      |
| 372,693               |  | 313,893   | 58,800                                       |
| 230,751               |  | 332,930   | -102,179                                     |
| 32,239                |  | 29,912  | 2,327  |
| 173,134               |  | 142,091   | 31,043                                       |
| 815,328               |  | 912,559   | -97,231                                      |
| 238,688               |  | 238,541   | 147  |
| 223,694               |  | 200,000   | 23,694                                       |
| 343,288               |  | 349,409   | -6,121                                       |
| 1,000,000             |  | 1,000,000                                       |  |
| 174,238               |  | 1,163,750                                       | -989,512                                     |
| 891,277               |  | 465,648   | 425,629                                      |
| 406,375               |  | 504,579   | -98,204                                      |
| 372,765               |  | 338,045   | 34,720                                       |
| 323,053               |  | 528,301   | -205,248                                     |
| 423,917               |  | 499,848   | -75,931                                      |
| 191,087               |  | 83,125  | 107,962                                      |
| 519,393               |  | 337,566   | 181,827                                      |
| 1,927,438             |  | 1,325,718                                       | 601,720                                      |
| 499,980               |  | 529,852   | -29,872                                      |
| 184,938               |  | 158,125   | 26,813                                       |
| 628,189               |  | 500,000   | 128,189                                      |
| 343,240               |  | 332,307   | 10,933                                       |
| 364,884               |  | 322,505   | 42,379                                       |
| 820,279               |  | 921,500   | -101,221                                     |
| 1,099,975             |  | 818,422   | 281,553                                      |
| 196                   |  |   | 196  |
| 69,641                |  |   | 69,641                                       |
| 5,108                 |  |   | 5,108  |

Form 990PF Part IV - Capital Gains and Losses for Tax on Investment Income - Columns e - h

| (e) Gross sales price | (f) Depreciation allowed<br>(or allowable) | (g) Cost or other basis<br>plus expense of sale | (h) Gain or (loss)<br>(e) plus (f) minus (g) |
|-----------------------|--|---|--|
| 308                   |  |   | 308  |
| 40,333                |  |   | 40,333                                       |
| 24,339                |  |   | 24,339                                       |
| 106,014               |  |   | 106,014                                      |
| 2,177                 |  |   | 2,177  |
| 3,505                 |  |   | 3,505  |

Form 990PF Part IV - Capital Gains and Losses for Tax on Investment Income - Columns i - l

| Complete only for assets showing gain in column (h) and owned by the foundation on 12/31/69 |                                   |  | (l) Gains (Col (h) gain minus col (k), but not less than -0-) or Losses (from col (h)) |
|---|-----------------------------------|--|--|
| (i) F M V as of 12/31/69  | (j) Adjusted basis as of 12/31/69 | (k) Excess of col (i) over col (j), if any |  |
|   |                                   |  | -151,912   |
|   |                                   |  | -21,470  |
|   |                                   |  | 58,800   |
|   |                                   |  | -102,179   |
|   |                                   |  | 2,327  |
|   |                                   |  | 31,043   |
|   |                                   |  | -97,231  |
|   |                                   |  | 147  |
|   |                                   |  | 23,694   |
|   |                                   |  | -6,121   |
|   |                                   |  |  |
|   |                                   |  | -989,512   |
|   |                                   |  | 425,629  |
|   |                                   |  | -98,204  |
|   |                                   |  | 34,720   |
|   |                                   |  | -205,248   |
|   |                                   |  | -75,931  |
|   |                                   |  | 107,962  |
|   |                                   |  | 181,827  |
|   |                                   |  | 601,720  |
|   |                                   |  | -29,872  |
|   |                                   |  | 26,813   |
|   |                                   |  | 128,189  |
|   |                                   |  | 10,933   |
|   |                                   |  | 42,379   |
|   |                                   |  | -101,221   |
|   |                                   |  | 281,553  |
|   |                                   |  | 196  |
|   |                                   |  | 69,641   |
|   |                                   |  | 5,108  |

Form 990PF Part IV - Capital Gains and Losses for Tax on Investment Income - Columns i - l


| Complete only for assets showing gain in column (h) and owned by the foundation on 12/31/69 |                                   |  | (l) Gains (Col (h) gain minus col (k), but not less than -0-) or Losses (from col (h)) |
|---|-----------------------------------|--|--|
| (i) F M V as of 12/31/69  | (j) Adjusted basis as of 12/31/69 | (k) Excess of col (i) over col (j), if any |  |
|   |                                   |  | 308  |
|   |                                   |  | 40,333   |
|   |                                   |  | 24,339   |
|   |                                   |  | 106,014  |
|   |                                   |  | 2,177  |
|   |                                   |  | 3,505  |

Form 990PF Part VIII Line 1 - List all officers, directors, trustees, foundation managers and their compensation

| (a) Name and address                              | (b) Title, and average hours per week devoted to position | (c) Compensation (If not paid, enter -0-) | (d) Contributions to employee benefit plans and deferred compensation | (e) Expense account, other allowances |
|---|---|---|---|---------------------------------------|
| JAMES F KEENAN                                    | President/Treasurer<br>12 0                               | 100,000                                   |   |                                       |
| 211 West Washington Avenue<br>South Bend,IN 46601 |   |   |   |                                       |
| MARY STANFIELD                                    | Director<br>3 0   | 28,500                                    |   |                                       |
| 211 West Washington Avenue<br>South Bend,IN 46601 |   |   |   |                                       |
| JOHN M PYCIK                                      | VICE<br>PRESIDENT/SECRETARY<br>3 0                        | 42,000                                    |   |                                       |
| 211 West Washington Avenue<br>South Bend,IN 46601 |   |   |   |                                       |
| DONALD F WALTER                                   | DIRECTOR<br>3 0   | 42,000                                    |   |                                       |
| 211 West Washington Avenue<br>South Bend,IN 46601 |   |   |   |                                       |
| CHARLES NELSON                                    | EXECUTIVE<br>DIRECTOR<br>40 0                             | 140,000                                   |   |                                       |
| 211 West Washington Avenue<br>South Bend,IN 46601 |   |   |   |                                       |



Form 990PF Part XV Line 3 - Grants and Contributions Paid During the Year or Approved for Future Payment

| Recipient   | If recipient is an individual, show any relationship to any foundation manager or substantial contributor | Foundation status of recipient | Purpose of grant or contribution  | Amount    |
|---|---|--------------------------------|---|-----------|
| Name and address (home or business)   |   |                                |   |           |
| <b>a</b> Paid during the year   |   |                                |   |           |
| UNIVERSITY OF NOTRE DAME300 MAIN BUILDING<br>NOTRE DAME,IN 46556  | NONE  | 509(a)(1)                      | to support general operations and specific programs                       | 3,290,000 |
| Logan Community Resources Inc<br>2505 E Jefferson Blvd<br>South Bend,IN 46615   | NONE  | 509(a)(2)                      | to support general operations   | 1,500     |
| Real Services1151 S Michigan Street<br>South Bend,IN 46601  | NONE  | 509(a)(1)                      | to support general operations   | 3,500     |
| South Bend Symphony Orchestra Association127 N Michigan Street<br>South Bend,IN 46601                                       | none  | 509(a)(2)                      | to support general operations   | 30,000    |
| Hospice Foundation111 Sunnybrook Court<br>South Bend,IN 46637   | none  | 509(a)(2)                      | to support general operations   | 200       |
| Holy Cross College54515 State Road 933 North<br>Notre Dame,IN 46556   | none  | 509(a)(1)                      | to support the Brother Gilman Scholarship Fund                            | 25,000    |
| MEMORIAL HEALTH FOUNDATION<br>615 NORTH MICHIGAN STREET<br>SOUTH BEND,IN 46601  | none  | 509(a)(2)                      | to support the heart and vascular center and neonatal intensive care unit | 10,000    |
| St Margaret's House117 N Lafayette Blvd<br>South Bend,IN 46601  | none  | 509(a)(1)                      | to support general operations   | 25,000    |
| Salvation ArmyPO Box 566<br>South Bend,IN 46624   | none  | 509(A)(1)                      | To support the St Joseph County Kroc Community Center                     | 110,000   |
| Michiana Mathtracks Inc127 North Michigan Street<br>South Bend,IN 46601   | none  | 509(a)(1)                      | to support general operations   | 25,000    |
| The Public Education Foundation Inc<br>PO Box 119<br>South Bend,IN 46624  | none  | 509(a)(1)                      | to support general operations   | 30,000    |
| Center for History808 West Washington Street<br>South Bend,IN 46601   | none  | 509(a)(1)                      | to support general operations   | 2,500     |
| Community Foundation of St Joseph CountyPO Box 837<br>South Bend,IN 46624   | none  | 509(a)(1)                      | to support general operations   | 10,000    |
| Lakeland HealthCare1234 Napier Avenue<br>St Joseph,MI 49085   | none  | 509(a)(3)                      | to support general operations   | 25,000    |
| Dismas House of South BendPO Box 4571<br>South Bend,IN 46634  | none  | 509(a)(1)                      | to support general operations   | 25,000    |
| Michiana Public Broadcasting Corporationd/b/a WNIT Public Television<br>300 West Jefferson Boulevard<br>South Bend,IN 46601 | none  | 509(a)(1)                      | to support general operations   | 100,000   |
| Junior Achievement of Michiana2907 Division Street Ste 112<br>St joseph,MI 49085  | none  | 509(a)(1)                      | to support general operations   | 5,000     |
| LA CASA DE AMISTAD746 S MEADE ST<br>SOUTH BEND,IN 46619   | NONE  | 509(A)(1)                      | to support general operations   | 10,000    |
| ALZHEIMER'S & DEMENTIA SERVICES OF NORTHERN IN922 E COLFAX AVE<br>SOUTH BEND,IN 46617                                       | NONE  | 509(A)(1)                      | TO SUPPORT GENERAL OPERATIONS   | 10,000    |
| RIVERBEND COMMUNITY MATH CENTER1021 Queensboro Ave<br>MISHAWAKA,IN 46544  | NONE  | 509(A)(1)                      | TO SUPPORT GENERAL OPERATIONS   | 25,000    |
| MICHIANA MIRACLE INCKruggel Lawton<br>210 S MICHIGAN STE 200<br>SOUTH BEND,IN 46601   | NONE  | 501(C)(3)                      | TO SUPPORT GENERAL OPERATIONS   | 25,000    |
| THE FAMILY & CHILDREN'S CENTER1411 Lincolnway W<br>MISHAWAKA,IN 46544   | NONE  | 509(A)(3)                      | TO SUPPORT GENERAL OPERATIONS   | 25,000    |
| 100 BLACK MEN OF GREATER SOUTH BEND2043 S Bend Ave Pmb 345<br>SOUTH BEND,IN 46637   | NONE  | 501(C)(3)                      | TO SUPPORT GENERAL OPERATIONS   | 25,000    |
| CASIE CENTER INC912 E LASALLE AVE<br>SOUTH BEND,IN 46617  | NONE  | 509(A)(1)                      | TO SUPPORT GENERAL OPERATIONS   | 25,000    |
| SOUTH BEND COMMUNITY SCHOOL CORPORATION635 S Main St<br>SOUTH BEND,IN 46601   | NONE  | 509(A)(1)                      | TO SUPPORT GENERAL OPERATIONS   | 20,000    |
| STANLEY CLARK SCHOOL3123 Miami St<br>SOUTH BEND,IN 46614  | NONE  | 509(A)(1)                      | TO SUPPORT GENERAL OPERATIONS   | 50,000    |
| YOUTH SERVICE BUREAU OF ST JOSEPH COUNTY2222 Lincolnway West<br>SOUTH BEND,IN 46628   | NONE  | 509(A)(1)                      | TO SUPPORT GENERAL OPERATIONS   | 15,000    |
| TRINITY SCHOOL AT GREENLAWN 107 S GREENLAWN AVE<br>SOUTH BEND,IN 46617  | NONE  | 509(A)(1)                      | TO SUPPORT GENERAL OPERATIONS   | 50,000    |
| <b>Total . . . . .</b>  <b>3a</b>      |   |                                |   | 3,997,700 |