



See a Social Security Number? Say Something!
Report Privacy Problems to <https://public.resource.org/privacy>
Or call the IRS Identity Theft Hotline at 1-800-908-4490



Form **990-PF**

Department of the Treasury
Internal Revenue Service

Return of Private Foundation
or Section 4947(a)(1) Nonexempt Charitable Trust
Treated as a Private Foundation

Note. The foundation may be able to use a copy of this return to satisfy state reporting requirements

OMB No 1545-0052

2011

For calendar year 2011, or tax year beginning 01-01-2011 , and ending 12-31-2011

G Check all that apply

☐ Initial return

☐ Initial return of a former public charity

☐ Final return

☐ Amended return

☐ Address change

☐ Name change

Name of foundation
THE FREDRIC AND LUNDY REYNOLDS FAMILY FOUNDATION

A Employer identification number
34-1953315

Number and street (or P O box number if mail is not delivered to street address)
CHAGRIN CORPORATE CENTER 20820
CHAGRIN BLVD No 300

Room/suite

B Telephone number (see page 10 of the instructions)
(216) 491-3990

City or town, state, and ZIP code
SHAKER HTS, OH 44122

C If exemption application is pending, check here ☐

D 1. Foreign organizations, check here ☐

2. Foreign organizations meeting the 85% test, check here and attach computation ☐

H Check type of organization ☒ Section 501(c)(3) exempt private foundation
☐ Section 4947(a)(1) nonexempt charitable trust ☐ Other taxable private foundation

I Fair market value of all assets at end of year (from Part II, col. (c), line 16)**\$** 1,106,269

J Accounting method ☒ Cash ☐ Accrual
☐ Other (specify) _____
(Part I, column (d) must be on cash basis.)

E If private foundation status was terminated under section 507(b)(1)(A), check here ☐





F If the foundation is in a 60-month termination under section 507(b)(1)(B), check here ☐

Part I Analysis of Revenue and Expenses (The total of amounts in columns (b), (c), and (d) may not necessarily equal the amounts in column (a) (see page 11 of the instructions))		(a) Revenue and expenses per books	(b) Net investment income	(c) Adjusted net income	(d) Disbursements for charitable purposes (cash basis only)
Revenue	1 Contributions, gifts, grants, etc , received (attach schedule)				
	2 Check <input checked="" type="checkbox"/> if the foundation is not required to attach Sch B				
	3 Interest on savings and temporary cash investments	24	24		
	4 Dividends and interest from securities.	26,133	26,133		
	5a Gross rents				
	b Net rental income or (loss) _____				
	6a Net gain or (loss) from sale of assets not on line 10	20,656			
	b Gross sales price for all assets on line 6a _____ 583,464				
	7 Capital gain net income (from Part IV, line 2)		20,656		
	8 Net short-term capital gain				
	9 Income modifications				
	10a Gross sales less returns and allowances				
Operating and Administrative Expenses	b Less Cost of goods sold				
	c Gross profit or (loss) (attach schedule)				
	11 Other income (attach schedule)				
	12 Total. Add lines 1 through 11	46,813	46,813		
	13 Compensation of officers, directors, trustees, etc	0	0		0
	14 Other employee salaries and wages				
	15 Pension plans, employee benefits				
	16a Legal fees (attach schedule).				
	b Accounting fees (attach schedule).				
	c Other professional fees (attach schedule)	7,987	7,987		0
	17 Interest				
	18 Taxes (attach schedule) (see page 14 of the instructions)	528	328		0
	19 Depreciation (attach schedule) and depletion				
	20 Occupancy				
	21 Travel, conferences, and meetings				
	22 Printing and publications				
	23 Other expenses (attach schedule).	50	50		0
	24 Total operating and administrative expenses.				
	Add lines 13 through 23	8,565	8,365		0
	25 Contributions, gifts, grants paid.	87,200			87,200
	26 Total expenses and disbursements. Add lines 24 and 25	95,765	8,365		87,200
	27 Subtract line 26 from line 12				
	a Excess of revenue over expenses and disbursements	-48,952			
	b Net investment income (if negative, enter -0-)		38,448		
	c Adjusted net income (if negative, enter -0-)				


For Privacy Act and Paperwork Reduction Act Notice, see page 30 of the instructions.

Cat No 11289X

Form **990-PF** (2011)

Part II Balance Sheets		Attached schedules and amounts in the description column should be for end-of-year amounts only (See instructions)	Beginning of year	End of year	
			(a) Book Value	(b) Book Value	(c) Fair Market Value
Assets	1	Cash—non-interest-bearing	12,849	57,897	57,897
	2	Savings and temporary cash investments	48,710	41,413	41,413
	3	Accounts receivable ▶ <u>780</u>			
		Less allowance for doubtful accounts ▶ _____	780	780	780
	4	Pledges receivable ▶ _____			
		Less allowance for doubtful accounts ▶ _____			
	5	Grants receivable			
	6	Receivables due from officers, directors, trustees, and other disqualified persons (attach schedule) (see page 15 of the instructions)			
	7	Other notes and loans receivable (attach schedule) ▶ _____			
		Less allowance for doubtful accounts ▶ _____			
	8	Inventories for sale or use			
	9	Prepaid expenses and deferred charges			
	10a	Investments—U S and state government obligations (attach schedule)	44,045 	14,252	14,797
	b	Investments—corporate stock (attach schedule)	560,684 	680,804	692,910
	c	Investments—corporate bonds (attach schedule).	466,775 	279,441	287,050
	11	Investments—land, buildings, and equipment basis ▶ _____			
Liabilities		Less accumulated depreciation (attach schedule) ▶ _____			
	12	Investments—mortgage loans			
	13	Investments—other (attach schedule)	0 	10,526	11,422
	14	Land, buildings, and equipment basis ▶ _____			
		Less accumulated depreciation (attach schedule) ▶ _____			
	15	Other assets (describe ▶ _____)			
	16	Total assets (to be completed by all filers—see the instructions Also, see page 1, item I)	1,133,843	1,085,113	1,106,269
	17	Accounts payable and accrued expenses			
	18	Grants payable			
	19	Deferred revenue			
	20	Loans from officers, directors, trustees, and other disqualified persons			
	21	Mortgages and other notes payable (attach schedule)			
	22	Other liabilities (describe ▶ _____)			
	23	Total liabilities (add lines 17 through 22)	0	0	
Net Assets or Fund Balances		Foundations that follow SFAS 117, check here ▶ <input type="checkbox"/> and complete lines 24 through 26 and lines 30 and 31.			
	24	Unrestricted			
	25	Temporarily restricted			
	26	Permanently restricted			
		Foundations that do not follow SFAS 117, check here ▶ <input checked="" type="checkbox"/> and complete lines 27 through 31.			
	27	Capital stock, trust principal, or current funds	1,439,481	1,439,481	
	28	Paid-in or capital surplus, or land, bldg , and equipment fund	0	0	
	29	Retained earnings, accumulated income, endowment, or other funds	-305,638	-354,368	
	30	Total net assets or fund balances (see page 17 of the instructions)	1,133,843	1,085,113	
	31	Total liabilities and net assets/fund balances (see page 17 of the instructions)	1,133,843	1,085,113	

Part III Analysis of Changes in Net Assets or Fund Balances

1	Total net assets or fund balances at beginning of year—Part II, column (a), line 30 (must agree with end-of-year figure reported on prior year’s return)	1	1,133,843
2	Enter amount from Part I, line 27a	2	-48,952
3	Other increases not included in line 2 (itemize) ▶ 	3	222
4	Add lines 1, 2, and 3	4	1,085,113
5	Decreases not included in line 2 (itemize) ▶ _____	5	0
6	Total net assets or fund balances at end of year (line 4 minus line 5)—Part II, column (b), line 30	6	1,085,113

Part IV Capital Gains and Losses for Tax on Investment Income

(a) List and describe the kind(s) of property sold (e g , real estate, 2-story brick warehouse, or common stock, 200 shs MLC Co)		(b) How acquired P—Purchase D—Donation	(c) Date acquired (mo , day, yr)	(d) Date sold (mo , day, yr)
1 a	SCHWAB LT CAPITAL GAINS/(LOSSES)-- SEE ATTACHED			
b	SCHWAB ST CAPITAL GAINS/(LOSSES) -- SEE ATTACHED			
c	Capital Gains Dividends	P		
d				
e				

(e) Gross sales price	(f) Depreciation allowed (or allowable)	(g) Cost or other basis plus expense of sale	(h) Gain or (loss) (e) plus (f) minus (g)
a 296,138		288,850	7,288
b 282,071		273,958	8,113
c 5,255			5,255
d			
e			

Complete only for assets showing gain in column (h) and owned by the foundation on 12/31/69

(i) F M V as of 12/31/69	(j) Adjusted basis as of 12/31/69	(k) Excess of col (i) over col (j), if any	(l) Gains (Col (h) gain minus col (k), but not less than -0-) or Losses (from col (h))
a			7,288
b			8,113
c			5,255
d			
e			

2 Capital gain net income or (net capital loss)	{ If gain, also enter in Part I, line 7 If (loss), enter -0- in Part I, line 7 }	2	20,656
3 Net short-term capital gain or (loss) as defined in sections 1222(5) and (6) If gain, also enter in Part I, line 8, column (c) (see pages 13 and 17 of the instructions) If (loss), enter -0- in Part I, line 8		3	

Part V Qualification Under Section 4940(e) for Reduced Tax on Net Investment Income

(For optional use by domestic private foundations subject to the section 4940(a) tax on net investment income)

If section 4940(d)(2) applies, leave this part blank

Was the foundation liable for the section 4942 tax on the distributable amount of any year in the base period? ☒ Yes ☐ No
If "Yes," the foundation does not qualify under section 4940(e) Do not complete this part

1 Enter the appropriate amount in each column for each year, see page 18 of the instructions before making any entries

(a) Base period years Calendar year (or tax year beginning in)	(b) Adjusted qualifying distributions	(c) Net value of noncharitable-use assets	(d) Distribution ratio (col (b) divided by col (c))
2010			
2009			
2008			
2007			
2006			

2 Total of line 1, column (d).	2	
3 Average distribution ratio for the 5-year base period—divide the total on line 2 by 5, or by the number of years the foundation has been in existence if less than 5 years	3	
4 Enter the net value of noncharitable-use assets for 2011 from Part X, line 5.	4	
5 Multiply line 4 by line 3.	5	
6 Enter 1% of net investment income (1% of Part I, line 27b).	6	
7 Add lines 5 and 6.	7	
8 Enter qualifying distributions from Part XII, line 4.	8	

If line 8 is equal to or greater than line 7, check the box in Part VI, line 1b, and complete that part using a 1% tax rate See the Part VI instructions on page 18

Part VIExcise Tax Based on Investment Income (Section 4940(a), 4940(b), 4940(e), or 4948—see page 18 of the instructions)

1a		Exempt operating foundations described in section 4940(d)(2), check here <input type="checkbox"/> and enter "N/A" on line 1				
		Date of ruling or determination letter _____ (attach copy of letter if necessary—see instructions)				
b		Domestic foundations that meet the section 4940(e) requirements in Part V, check here <input type="checkbox"/> and enter 1% of Part I, line 27b		1	769	
c		All other domestic foundations enter 2% of line 27b Exempt foreign organizations enter 4% of Part I, line 12, col (b)				
2		Tax under section 511 (domestic section 4947(a)(1) trusts and taxable foundations only Others enter -0-)		2	0	
3		Add lines 1 and 2.		3	769	
4		Subtitle A (income) tax (domestic section 4947(a)(1) trusts and taxable foundations only Others enter -0-)		4	0	
5		Tax based on investment income. Subtract line 4 from line 3 If zero or less, enter -0-		5	769	
6		Credits/Payments				
a		2011 estimated tax payments and 2010 overpayment credited to 2011	6a	4,105		
b		Exempt foreign organizations—tax withheld at source	6b			
c		Tax paid with application for extension of time to file (Form 8868)	6c			
d		Backup withholding erroneously withheld	6d			
7		Total credits and payments Add lines 6a through 6d.		7	4,105	
8		Enter any penalty for underpayment of estimated tax Check here <input checked="" type="checkbox"/> if Form 2220 is attached		8		
9		Tax due. If the total of lines 5 and 8 is more than line 7, enter amount owed		9		
10		Overpayment. If line 7 is more than the total of lines 5 and 8, enter the amount overpaid.		10	3,336	
11		Enter the amount of line 10 to be Credited to 2012 estimated tax	3,336	Refunded	11	0

Part VII-AStatements Regarding Activities

1a	During the tax year, did the foundation attempt to influence any national, state, or local legislation or did it participate or intervene in any political campaign?		Yes	No
		1a		No
b	Did it spend more than \$100 during the year (either directly or indirectly) for political purposes (see page 19 of the instructions for definition)?			No
	If the answer is "Yes" to 1a or 1b, attach a detailed description of the activities and copies of any materials published or distributed by the foundation in connection with the activities.			
c	Did the foundation file Form 1120-POL for this year?	1c		No
d	Enter the amount (if any) of tax on political expenditures (section 4955) imposed during the year (1) On the foundation \$ _____ 0 (2) On foundation managers \$ _____ 0			
e	Enter the reimbursement (if any) paid by the foundation during the year for political expenditure tax imposed on foundation managers \$ _____ 0			
2	Has the foundation engaged in any activities that have not previously been reported to the IRS? If "Yes," attach a detailed description of the activities.	2		No
3	Has the foundation made any changes, not previously reported to the IRS, in its governing instrument, articles of incorporation, or bylaws, or other similar instruments? If "Yes," attach a conformed copy of the changes	3		No
4a	Did the foundation have unrelated business gross income of \$1,000 or more during the year?	4a		No
b	If "Yes," has it filed a tax return on Form 990-T for this year?	4b		
5	Was there a liquidation, termination, dissolution, or substantial contraction during the year? If "Yes," attach the statement required by General Instruction T.	5		No
6	Are the requirements of section 508(e) (relating to sections 4941 through 4945) satisfied either • By language in the governing instrument, or • By state legislation that effectively amends the governing instrument so that no mandatory directions that conflict with the state law remain in the governing instrument?	6	Yes	
7	Did the foundation have at least \$5,000 in assets at any time during the year? If "Yes," complete Part II, col (c), and Part XV	7	Yes	
8a	Enter the states to which the foundation reports or with which it is registered (see page 19 of the instructions) OH _____			
b	If the answer is "Yes" to line 7, has the foundation furnished a copy of Form 990-PF to the Attorney General (or designate) of each state as required by General Instruction G? If "No," attach explanation .	8b	Yes	
9	Is the foundation claiming status as a private operating foundation within the meaning of section 4942(j)(3) or 4942(j)(5) for calendar year 2011 or the taxable year beginning in 2011 (see instructions for Part XIV on page 27)? If "Yes," complete Part XIV	9		No
10	Did any persons become substantial contributors during the tax year? If "Yes," attach a schedule listing their names and addresses	10		No

Part VII-A

Statements Regarding Activities *(continued)*

11	At any time during the year, did the foundation, directly or indirectly, own a controlled entity within the meaning of section 512(b)(13)? If "Yes," attach schedule (see page 20 of the instructions).	11		No
12	Did the foundation acquire a direct or indirect interest in any applicable insurance contract before August 17, 2008?	12		No
13	Did the foundation comply with the public inspection requirements for its annual returns and exemption application? Website address N/A	13		No
14	The books are in care of PARAGON ADVISORS Telephone no (216) 491-3990 Located at 20820 CHAGRIN BOULEVARD SUITE 300 Shaker Heights OH ZIP +4 441 22			
15	Section 4947(a)(1) nonexempt charitable trusts filing Form 990-PF in lieu of Form 1041—Check here and enter the amount of tax-exempt interest received or accrued during the year.			
16	At any time during calendar year 2011, did the foundation have an interest in or a signature or other authority over a bank, securities, or other financial account in a foreign country?	15		
	See the instructions for exceptions and filing requirements for Form TD F 90-22 1 If "Yes", enter the name of the foreign country	16	Yes	No
				No

Part VII-B

Statements Regarding Activities for Which Form 4720 May Be Required

File Form 4720 if any item is checked in the "Yes" column, unless an exception applies.			Yes	No
1a	During the year did the foundation (either directly or indirectly)			
	(1) Engage in the sale or exchange, or leasing of property with a disqualified person?			
	(2) Borrow money from, lend money to, or otherwise extend credit to (or accept it from) a disqualified person?			
	(3) Furnish goods, services, or facilities to (or accept them from) a disqualified person?			
	(4) Pay compensation to, or pay or reimburse the expenses of, a disqualified person?			
	(5) Transfer any income or assets to a disqualified person (or make any of either available for the benefit or use of a disqualified person)?			
	(6) Agree to pay money or property to a government official? (Exception. Check "No" if the foundation agreed to make a grant to or to employ the official for a period after termination of government service, if terminating within 90 days).			
b	If any answer is "Yes" to 1a(1)–(6), did any of the acts fail to qualify under the exceptions described in Regulations section 53.4941(d)-3 or in a current notice regarding disaster assistance (see page 20 of the instructions)? Organizations relying on a current notice regarding disaster assistance check here.	1b		
c	Did the foundation engage in a prior year in any of the acts described in 1a, other than excepted acts, that were not corrected before the first day of the tax year beginning in 2011?	1c		No
2	Taxes on failure to distribute income (section 4942) (does not apply for years the foundation was a private operating foundation defined in section 4942(j)(3) or 4942(j)(5))			
a	At the end of tax year 2011, did the foundation have any undistributed income (lines 6d and 6e, Part XIII) for tax year(s) beginning before 2011? If "Yes," list the years 20 , 20 , 20 , 20			
b	Are there any years listed in 2a for which the foundation is not applying the provisions of section 4942(a)(2) (relating to incorrect valuation of assets) to the year's undistributed income? (If applying section 4942(a)(2) to all years listed, answer "No" and attach statement—see page 20 of the instructions).	2b		
c	If the provisions of section 4942(a)(2) are being applied to any of the years listed in 2a, list the years here 20 , 20 , 20 , 20			
3a	Did the foundation hold more than a 2% direct or indirect interest in any business enterprise at any time during the year?			
b	If "Yes," did it have excess business holdings in 2011 as a result of (1) any purchase by the foundation or disqualified persons after May 26, 1969, (2) the lapse of the 5-year period (or longer period approved by the Commissioner under section 4943(c)(7)) to dispose of holdings acquired by gift or bequest, or (3) the lapse of the 10-, 15-, or 20-year first phase holding period? (Use Schedule C, Form 4720, to determine if the foundation had excess business holdings in 2011.).	3b		
4a	Did the foundation invest during the year any amount in a manner that would jeopardize its charitable purposes?	4a		No
b	Did the foundation make any investment in a prior year (but after December 31, 1969) that could jeopardize its charitable purpose that had not been removed from jeopardy before the first day of the tax year beginning in 2011?	4b		No

Part VII-B

Statements Regarding Activities for Which Form 4720 May Be Required (continued)

5a	During the year did the foundation pay or incur any amount to			
	(1) Carry on propaganda, or otherwise attempt to influence legislation (section 4945(e))?	<input type="checkbox"/> Yes	<input checked="" type="checkbox"/> No	
	(2) Influence the outcome of any specific public election (see section 4955), or to carry on, directly or indirectly, any voter registration drive?	<input type="checkbox"/> Yes	<input checked="" type="checkbox"/> No	
	(3) Provide a grant to an individual for travel, study, or other similar purposes?	<input type="checkbox"/> Yes	<input checked="" type="checkbox"/> No	
	(4) Provide a grant to an organization other than a charitable, etc , organization described in section 509(a)(1), (2), or (3), or section 4940(d)(2)? (see page 22 of the instructions).	<input type="checkbox"/> Yes	<input checked="" type="checkbox"/> No	
	(5) Provide for any purpose other than religious, charitable, scientific, literary, or educational purposes, or for the prevention of cruelty to children or animals?	<input type="checkbox"/> Yes	<input checked="" type="checkbox"/> No	
b	If any answer is "Yes" to 5a(1)–(5), did any of the transactions fail to qualify under the exceptions described in Regulations section 53.4945 or in a current notice regarding disaster assistance (see page 22 of the instructions)? Organizations relying on a current notice regarding disaster assistance check here.	5b		
c	If the answer is "Yes" to question 5a(4), does the foundation claim exemption from the tax because it maintained expenditure responsibility for the grant? <i>If "Yes," attach the statement required by Regulations section 53.4945–5(d).</i>	<input type="checkbox"/> Yes	<input type="checkbox"/> No	
6a	Did the foundation, during the year, receive any funds, directly or indirectly, to pay premiums on a personal benefit contract?	<input type="checkbox"/> Yes	<input checked="" type="checkbox"/> No	
b	Did the foundation, during the year, pay premiums, directly or indirectly, on a personal benefit contract? <i>If "Yes" to 6b, file Form 8870.</i>	6b		No
7a	At any time during the tax year, was the foundation a party to a prohibited tax shelter transaction?	<input type="checkbox"/> Yes	<input checked="" type="checkbox"/> No	
b	If yes, did the foundation receive any proceeds or have any net income attributable to the transaction?	7b		

Part VIII

Information About Officers, Directors, Trustees, Foundation Managers, Highly Paid Employees, and Contractors

1 List all officers, directors, trustees, foundation managers and their compensation (see page 22 of the instructions).				
(a) Name and address	(b) Title, and average hours per week devoted to position	(c) Compensation (If not paid, enter -0-)	(d) Contributions to employee benefit plans and deferred compensation	(e) Expense account, other allowances
FREDRIC G REYNOLDS 630 Stonehouse Lane Montecito,CA 93108	TRUSTEE 0 00	0	0	0
LUNDY E REYNOLDS 630 Stonehouse Lane Montecito,CA 93108	TRUSTEE 0 00	0	0	0
2 Compensation of five highest-paid employees (other than those included on line 1—see page 23 of the instructions). If none, enter "NONE."				
(a) Name and address of each employee paid more than \$50,000	(b) Title, and average hours per week devoted to position	(c) Compensation	(d) Contributions to employee benefit plans and deferred compensation	(e) Expense account, other allowances
NONE				
Total number of other employees paid over \$50,000.				0

Part VIII

Information About Officers, Directors, Trustees, Foundation Managers, Highly Paid Employees, and Contractors (continued)

3 Five highest-paid independent contractors for professional services (see page 23 of the instructions). If none, enter "NONE".		
(a) Name and address of each person paid more than \$50,000	(b) Type of service	(c) Compensation
NONE		
Total number of others receiving over \$50,000 for professional services.		0

Part IX-A

Summary of Direct Charitable Activities

List the foundation's four largest direct charitable activities during the tax year. Include relevant statistical information such as the number of organizations and other beneficiaries served, conferences convened, research papers produced, etc.	Expenses
1	
2	
3	
4	

Part IX-B

Summary of Program-Related Investments (see page 23 of the instructions)

Describe the two largest program-related investments made by the foundation during the tax year on lines 1 and 2	Amount
1	
2	
All other program-related investments. See page 24 of the instructions.	
3	
Total. Add lines 1 through 3.	0

Part X

Minimum Investment Return (All domestic foundations must complete this part. Foreign foundations, see page 24 of the instructions.)

1	Fair market value of assets not used (or held for use) directly in carrying out charitable, etc , purposes		
a	Average monthly fair market value of securities.	1a	1,120,394
b	Average of monthly cash balances.	1b	89,848
c	Fair market value of all other assets (see page 24 of the instructions).	1c	0
d	Total (add lines 1a, b, and c).	1d	1,210,242
e	Reduction claimed for blockage or other factors reported on lines 1a and 1c (attach detailed explanation).	1e	0
2	Acquisition indebtedness applicable to line 1 assets.	2	0
3	Subtract line 2 from line 1d.	3	1,210,242
4	Cash deemed held for charitable activities Enter 1 1/2% of line 3 (for greater amount, see page 25 of the instructions).	4	18,154
5	Net value of noncharitable-use assets. Subtract line 4 from line 3 Enter here and on Part V, line 4	5	1,192,088
6	Minimum investment return. Enter 5% of line 5.	6	59,604

Part XI

Distributable Amount (see page 25 of the instructions) (Section 4942(j)(3) and (j)(5) private operating foundations and certain foreign organizations check here ☒ and do not complete this part.)

1	Minimum investment return from Part X, line 6.	1	59,604
2a	Tax on investment income for 2011 from Part VI, line 5.	2a	769
b	Income tax for 2011 (This does not include the tax from Part VI).	2b	
c	Add lines 2a and 2b.	2c	769
3	Distributable amount before adjustments Subtract line 2c from line 1.	3	58,835
4	Recoveries of amounts treated as qualifying distributions.	4	0
5	Add lines 3 and 4.	5	58,835
6	Deduction from distributable amount (see page 25 of the instructions).	6	0
7	Distributable amount as adjusted Subtract line 6 from line 5 Enter here and on Part XIII, line 1.	7	58,835

Part XII

Qualifying Distributions (see page 25 of the instructions)

1	Amounts paid (including administrative expenses) to accomplish charitable, etc , purposes		
a	Expenses, contributions, gifts, etc —total from Part I, column (d), line 26.	1a	87,200
b	Program-related investments—total from Part IX-B.	1b	0
2	Amounts paid to acquire assets used (or held for use) directly in carrying out charitable, etc , purposes.	2	
3	Amounts set aside for specific charitable projects that satisfy the		
a	Suitability test (prior IRS approval required).	3a	
b	Cash distribution test (attach the required schedule).	3b	
4	Qualifying distributions. Add lines 1a through 3b Enter here and on Part V, line 8, and Part XIII, line 4	4	87,200
5	Foundations that qualify under section 4940(e) for the reduced rate of tax on net investment income Enter 1% of Part I, line 27b (see page 26 of the instructions).	5	0
6	Adjusted qualifying distributions. Subtract line 5 from line 4.	6	87,200
Note: The amount on line 6 will be used in Part V, column (b), in subsequent years when calculating whether the foundation qualifies for the section 4940(e) reduction of tax in those years			

Part XIII

Undistributed Income (see page 26 of the instructions)

	(a) Corpus	(b) Years prior to 2010	(c) 2010	(d) 2011
1	Distributable amount for 2011 from Part XI, line 7			
2	Undistributed income, if any, as of the end of 2011			
a	Enter amount for 2010 only. 36,935			
b	Total for prior years 20____, 20____, 20____ 0			
3	Excess distributions carryover, if any, to 2011			
a	From 2006.			
b	From 2007.			
c	From 2008.			
d	From 2009.			
e	From 2010.			
f	Total of lines 3a through e. 0			
4	Qualifying distributions for 2011 from Part XII, line 4 ▶ \$ 87,200			
a	Applied to 2010, but not more than line 2a 36,935			
b	Applied to undistributed income of prior years (Election required—see page 26 of the instructions) 0			
c	Treated as distributions out of corpus (Election required—see page 26 of the instructions). . . . 0			
d	Applied to 2011 distributable amount. 50,265			
e	Remaining amount distributed out of corpus 0			
5	Excess distributions carryover applied to 2011 0			
(If an amount appears in column (d), the same amount must be shown in column (a).)				
6	Enter the net total of each column as indicated below:			
a	Corpus Add lines 3f, 4c, and 4e Subtract line 5 0			
b	Prior years' undistributed income Subtract line 4b from line 2b. 0			
c	Enter the amount of prior years' undistributed income for which a notice of deficiency has been issued, or on which the section 4942(a) tax has been previously assessed. 0			
d	Subtract line 6c from line 6b Taxable amount—see page 27 of the instructions 0			
e	Undistributed income for 2010 Subtract line 4a from line 2a Taxable amount—see page 27 of the instructions 0			
f	Undistributed income for 2011 Subtract lines 4d and 5 from line 1 This amount must be distributed in 2011. 8,570			
7	Amounts treated as distributions out of corpus to satisfy requirements imposed by section 170(b)(1)(F) or 4942(g)(3) (see page 27 of the instructions). 0			
8	Excess distributions carryover from 2006 not applied on line 5 or line 7 (see page 27 of the instructions). 0			
9	Excess distributions carryover to 2012. Subtract lines 7 and 8 from line 6a. 0			
10	Analysis of line 9			
a	Excess from 2007.			
b	Excess from 2008.			
c	Excess from 2009.			
d	Excess from 2010.			
e	Excess from 2011.			

Part XIV

Private Operating Foundations (see page 27 of the instructions and Part VII-A, question 9)

1a

If the foundation has received a ruling or determination letter that it is a private operating foundation, and the ruling is effective for 2011, enter the date of the ruling.

b

Check box to indicate whether the organization is a private operating foundation described in section 4942(j)(3) or 4942(j)(5)

☐ 4942(j)(3) or ☐ 4942(j)(5)

2a	Enter the lesser of the adjusted net income from Part I or the minimum investment return from Part X for each year listed.	Tax year	Prior 3 years			(e) Total
		(a) 2011	(b) 2010	(c) 2009	(d) 2008	
b	85% of line 2a					
c	Qualifying distributions from Part XII, line 4 for each year listed.					
d	Amounts included in line 2c not used directly for active conduct of exempt activities.					
e	Qualifying distributions made directly for active conduct of exempt activities. Subtract line 2d from line 2c.					
3	Complete 3a, b, or c for the alternative test relied upon					
a	"Assets" alternative test—enter					
	(1) Value of all assets					
	(2) Value of assets qualifying under section 4942(j)(3)(B)(i)					
b	"Endowment" alternative test— enter 2/3 of minimum investment return shown in Part X, line 6 for each year listed.					
c	"Support" alternative test—enter					
	(1) Total support other than gross investment income (interest, dividends, rents, payments on securities loans (section 512(a)(5)), or royalties).					
	(2) Support from general public and 5 or more exempt organizations as provided in section 4942(j)(3)(B)(iii).					
	(3) Largest amount of support from an exempt organization					
	(4) Gross investment income					

Part XV

Supplementary Information (Complete this part only if the organization had \$5,000 or more in assets at any time during the year—see page 27 of the instructions.)

1

Information Regarding Foundation Managers:

a

List any managers of the foundation who have contributed more than 2% of the total contributions received by the foundation before the close of any tax year (but only if they have contributed more than \$5,000) (See section 507(d)(2))

FREDRIC G REYNOLDS

b

List any managers of the foundation who own 10% or more of the stock of a corporation (or an equally large portion of the ownership of a partnership or other entity) of which the foundation has a 10% or greater interest

2

Information Regarding Contribution, Grant, Gift, Loan, Scholarship, etc., Programs:

Check here ☒ if the foundation only makes contributions to preselected charitable organizations and does not accept unsolicited requests for funds. If the foundation makes gifts, grants, etc. (see page 28 of the instructions) to individuals or organizations under other conditions, complete items 2a, b, c, and d.

a

The name, address, and telephone number of the person to whom applications should be addressed

b

The form in which applications should be submitted and information and materials they should include

c

Any submission deadlines

d

Any restrictions or limitations on awards, such as by geographical areas, charitable fields, kinds of institutions, or other factors

Part XV

Supplementary Information (continued)

3 Grants and Contributions Paid During the Year or Approved for Future Payment

Recipient	If recipient is an individual, show any relationship to any foundation manager or substantial contributor	Foundation status of recipient	Purpose of grant or contribution	Amount
Name and address (home or business)				
a Paid during the year See Additional Data Table				
Total			3a	87,200
b Approved for future payment				
Total			3b	0

Enter gross amounts unless otherwise indicated		Unrelated business income		Excluded by section 512, 513, or 514		(e) Related or exempt function income (See page 28 of the instructions)
		(a) Business code	(b) Amount	(c) Exclusion code	(d) Amount	
1	Program service revenue					
a	_____					
b	_____					
c	_____					
d	_____					
e	_____					
f	_____					
g	Fees and contracts from government agencies					
2	Membership dues and assessments.					
3	Interest on savings and temporary cash investments			14	24	
4	Dividends and interest from securities.			14	26,133	
5	Net rental income or (loss) from real estate					
a	Debt-financed property.					
b	Not debt-financed property.					
6	Net rental income or (loss) from personal property					
7	Other investment income.					
8	Gain or (loss) from sales of assets other than inventory			18	20,656	
9	Net income or (loss) from special events					
10	Gross profit or (loss) from sales of inventory. . .					
11	Other revenue a _____					
b	_____					
c	_____					
d	_____					
e	_____					
12	Subtotal. Add columns (b), (d), and (e).		0		46,813	0
13	Total. Add line 12, columns (b), (d), and (e).			13		46,813







[illegible]

1	Did the organization directly or indirectly engage in any of the following with any other organization described in section 501(c) of the Code (other than section 501(c)(3) organizations) or in section 527, relating to political organizations?		Yes	No
a	Transfers from the reporting foundation to a noncharitable exempt organization of			
	(1) Cash.	1a(1)		No
	(2) Other assets.	1a(2)		No
b	Other transactions			
	(1) Sales of assets to a noncharitable exempt organization.	1b(1)		No
	(2) Purchases of assets from a noncharitable exempt organization.	1b(2)		No
	(3) Rental of facilities, equipment, or other assets.	1b(3)		No
	(4) Reimbursement arrangements.	1b(4)		No
	(5) Loans or loan guarantees.	1b(5)		No
	(6) Performance of services or membership or fundraising solicitations.	1b(6)		No
c	Sharing of facilities, equipment, mailing lists, other assets, or paid employees.	1c		No
d	If the answer to any of the above is "Yes," complete the following schedule. Column (b) should always show the fair market value of the goods, other assets, or services given by the reporting foundation. If the foundation received less than fair market value in any transaction or sharing arrangement, show in column (d) the value of the goods, other assets, or services received.			

[illegible]

2a Is the foundation directly or indirectly affiliated with, or related to, one or more tax-exempt organizations described in section 501(c) of the Code (other than section 501(c)(3)) or in section 527? ☐ Yes ☒ No

[illegible]

Sign Here	Under penalties of perjury, I declare that I have examined this return, including accompanying schedules and statements, and to the best of my knowledge and belief, it is true, correct, and complete Declaration of preparer (other than taxpayer or fiduciary) is based on all information of which preparer has any knowledge				
	 Signature of officer or trustee		2012-05-09 Date	 Title	
	Paid Preparer's Use Only	Preparer's Signature  Stephen J Nowicki	Date	Check if self-employed <input checked="" type="checkbox"/>	PTIN P00446313
		Firm's name  PARAGON ADVISORS 20820 CHAGRIN BLVD SUTIE 300		Firm's EIN  34-1844573	
	Firm's address  SHAKER HTS, OH 44122		Phone no (216) 491-3990		

May the IRS discuss this return with the preparer shown above? See instructions ☐ Yes ☐ No

TY 2011 Applied to Prior Year Election

Name: THE FREDRIC AND LUNDY REYNOLDS FAMILY FOUNDATION

EIN: 34-1953315

Election: Fredric Reynolds on behalf of the Fredric and Lundy Reynolds Family Foundation hereby elects, in accordance with Regulation 53.4942(a)-3(d)(2), to have qualifying distributions made during 2010 be applied towards 2009 undistributed net income with any remaining qualifying distributions applied against undistributed income for years prior to 2009.

TY 2011 Investments Corporate Bonds Schedule

Name: THE FREDRIC AND LUNDY REYNOLDS FAMILY FOUNDATION

EIN: 34-1953315

Name of Bond	End of Year Book Value	End of Year Fair Market Value
SCHWAB BOND FUNDS--M&N	117,140	113,668
SCHWAB CORP BONDS	162,301	173,382

**TY 2011 Investments Corporate
Stock Schedule****Name:** THE FREDRIC AND LUNDY REYNOLDS FAMILY FOUNDATION**EIN:** 34-1953315

Name of Stock	End of Year Book Value	End of Year Fair Market Value
SCHWAB EQUITIES	481,032	498,654
SCHWAB EQUITY FUNDS--M&N	199,772	194,256

TY 2011 Investments Government Obligations Schedule

Name: THE FREDRIC AND LUNDY REYNOLDS FAMILY FOUNDATION

EIN: 34-1953315

**US Government Securities - End of
Year Book Value:**

14,252

**US Government Securities - End of
Year Fair Market Value:**

14,797

**State & Local Government
Securities - End of Year Book
Value:**

0

**State & Local Government
Securities - End of Year Fair
Market Value:**

0

TY 2011 Investments - Other Schedule

Name: THE FREDRIC AND LUNDY REYNOLDS FAMILY FOUNDATION

EIN: 34-1953315

Category/ Item	Listed at Cost or FMV	Book Value	End of Year Fair Market Value
SCHWAB OTHER ASSETS	AT COST	10,526	11,422

TY 2011 Other Expenses Schedule

Name: THE FREDRIC AND LUNDY REYNOLDS FAMILY FOUNDATION

EIN: 34-1953315

Description	Revenue and Expenses per Books	Net Investment Income	Adjusted Net Income	Disbursements for Charitable Purposes
BANK FEES	50	50		0

TY 2011 Other Increases Schedule

Name: THE FREDRIC AND LUNDY REYNOLDS FAMILY FOUNDATION

EIN: 34-1953315

Description	Amount
Book/Tax Differences	222

TY 2011 Other Professional Fees Schedule

Name: THE FREDRIC AND LUNDY REYNOLDS FAMILY FOUNDATION

EIN: 34-1953315

Category	Amount	Net Investment Income	Adjusted Net Income	Disbursements for Charitable Purposes
INVESTMENT MGMT FEES	7,987	7,987		0

TY 2011 Taxes Schedule**Name:** THE FREDRIC AND LUNDY REYNOLDS FAMILY FOUNDATION**EIN:** 34-1953315

Category	Amount	Net Investment Income	Adjusted Net Income	Disbursements for Charitable Purposes
OHIO FEES	200	0		0
FOREIGN TAX	325	325		0
Foreign Dividend Fee	3	3		0



0000105890107

SCHWAB
INSTITUTIONAL

Schwab One® Account of
THE FREDRIC AND LUNDY REYNOLDS
MGR: MANNING & NAPIER ADVISORS

Account Number
3478-5787

Report Period
**January 1 - December 31,
2011**

2011 Year-End Schwab Gain/Loss Report


Prepared on January 14, 2012

Your Independent Investment Manager and/or Advisor

PARAGON ADVISORS INCORPORATED
MANAGED ACCOUNT MASTER - TB
CHAGRIN CORPORATE CTR
20820 CHAGRIN BLVD STE 300
SHAKER HEIGHTS OH 44122

The custodian of your brokerage account is Charles Schwab & Co., Inc.
For questions about this report, please contact your Independent Investment Manager and/or Advisor

010589



Message Center

Your gain/loss report offers helpful information to assist you with tax preparation, including a summarized list of your realized gains/losses for 2011. You can also log in to www.schwab.com/sa_reports to view your documents securely online.

14/01-CG1C1802-010589-SML-931081547 453945 *
THE FREDRIC AND LUNDY REYNOLDS
MGR: MANNING & NAPIER ADVISORS
630 STONEHOUSE LN
SANTA BARBARA CA 93108

Table of Contents

	Page
Realized Gain or (Loss)	2
Endnotes For Your Account	12
Understanding Your Year-End Schwab Gain/Loss Report	13
Terms and Conditions	14

Need help reading this report?

See the UNDERSTANDING YOUR YEAR-END SCHWAB GAIN/LOSS REPORT section or visit www.schwab.com/GainLossGuide for more information

Please see "Endnotes for Your Account" section for an explanation of the endnote codes and symbols on this report

Page 1 of 14

CG1C1802-010589 453945

2011 Year-End Schwab Gain/Loss Report
Realized Gain or (Loss)

Accounting Method
Mutual Funds Average
All Other Investments First In First Out [FIFO]

Short-Term	Quantity/Par	Acquired/ Opened	Sold/ Closed	Total Proceeds	Cost Basis	Realized Gain or (Loss)
AMAZON COM INC AMZN	10 0000	08/17/11	10/19/11	\$2,381 86	\$1,976 22	\$405 64
Security Subtotal				\$2,381.86	\$1,976.22	\$405.64
AMERICAN EXPRESS COMPANY AXP	120 0000	03/07/11	05/17/11	\$6,016 68	\$5,320 96	\$695 72
Security Subtotal				\$6,016.68	\$5,320.96	\$695.72
AUTO DATA PROCESSING ADP	260 0000	07/01/10	05/16/11	\$13,904 16	\$10,328 04	\$3,576 12
Security Subtotal				\$13,904.16	\$10,328.04	\$3,576.12
BAKER HUGHES INC BHI	50 0000	05/21/10	04/08/11	\$3,581 55	\$2,100 67	\$1,480 88
Security Subtotal				\$3,581.55	\$2,100.67	\$1,480.88
BANCO SANTANDER ORD FBONUS SHARES E1979W638	660 0000	10/17/11	11/10/11	\$0 00	\$118 80	(\$118 80)
Security Subtotal				\$0.00	\$118.80	(\$118.80)
BANCO SANTANDR CENT ORDF BCDRF	540 0000	07/14/11	11/09/11	\$4,277 40	\$5,683 50	(\$1,406 10)
BANCO SANTANDR CENT ORDF BCDRF	120 0000	10/10/11	11/09/11	\$950 53	\$1,058 09	(\$107 56)
BANCO SANTANDR CENT ORDF BCDRF	0 4693	11/01/11	11/09/11	\$3 53	\$4 14	(\$0 61)

Please see "Endnotes for Your Account" section for an explanation of the endnote codes and symbols on this report

Page 2 of 14

CG1C1802-010589 453946



G000105890207

SCHWAB
INSTITUTIONALSchwab One® Account of
THE FREDRIC AND LUNDY REYNOLDS
MGR: MANNING & NAPIER ADVISORSAccount Number
3478-5787Report Period
January 1 - December 31,
2011**2011 Year-End Schwab Gain/Loss Report****Realized Gain or (Loss) (continued)**Accounting Method
Mutual Funds Average
All Other Investments First In First Out [FIFO]

Short-Term (continued)	Quantity/Par	Acquired/ Opened	Sold/ Closed	Total Proceeds	Cost Basis	Realized Gain or (Loss)
BANCO SANTANDR CENT ORDF BCDRF	13 0000	11/01/11	12/06/11	\$94 91	\$114 66	(\$19 75)
Security Subtotal				\$5,326.37	\$6,860.39	(\$1,534.02)
BECTON DICKINSON & CO BDX	130 0000	05/04/10	02/17/11	\$10,367 59	\$9,831 63	\$535 96
Security Subtotal				\$10,367.59	\$9,831.63	\$535.96
BOSTON SCIENTIFIC CORP BSX	700 0000	05/04/10	01/10/11	\$5,178 17	\$4,699 22	\$478 95
Security Subtotal				\$5,178.17	\$4,699.22	\$478.95
CAPELLA EDUCATION CO CPLA	60 0000	06/20/11	09/02/11	\$1,824 92	\$2,628 57	(\$803 65)
Security Subtotal				\$1,824.92	\$2,628.57	(\$803.65)
CARNIVAL CORP NEW FPAIRED STK SPECIAL VTG CCL	260 0000	03/23/11	11/07/11	\$8,775 94	\$10,155 28	(\$1,379 34)
Security Subtotal				\$8,775.94	\$10,155.28	(\$1,379.34)
ERICSSON TEL ADR B NEW FCL B SPONSORED ADR 1 ADR REP 10 ERIC	930 0000	03/30/11	08/19/11	\$9,621 86	\$11,885 33	(\$2,263 47)
Security Subtotal				\$9,621.86	\$11,885.33	(\$2,263.47)

Please see "Endnotes for Your Account" section for an explanation of the endnote codes and symbols on this report

Page 3 of 14

CG1C1802-010589 453947

© 2011 Charles Schwab & Co., Inc. All rights reserved. Member SIPC. Schwab Institutional is a division of Charles Schwab & Co., Inc. ("Schwab") and provides brokerage, custody, back office, and other services to independent investment advisors. This report is furnished solely for your account at Schwab. Except as noted in this report's Terms and Conditions, investment advisors whose name appear in this report are not affiliated with Schwab. Please see Terms and Conditions.



2011 Year-End Schwab Gain/Loss Report
Realized Gain or (Loss) (continued)

 Accounting Method
 Mutual Funds Average
 All Other Investments First In First Out [FIFO]

Short-Term (continued)	Quantity/Par	Acquired/ Opened	Sold/ Closed	Total Proceeds	Cost Basis	Realized Gain or (Loss)
FED HM LN MTG 0 875%13NOTES DUE 10/28/13 3137EACL1	20,000 0000	10/26/11	12/09/11	\$20,172 80	\$20,187 00	(\$14 20)
Security Subtotal				\$20,172.80	\$20,187.00	(\$14.20)
FEDEX CORPORATION FDX	40 0000	06/28/10	04/05/11	\$3,792 60	\$3,024 16	\$768 44
Security Subtotal				\$3,792.60	\$3,024.16	\$768.44
GENERAL MILLS INC GIS	330 0000	03/17/11	11/01/11	\$12,569 65	\$11,822 55	\$747 10
Security Subtotal				\$12,569.65	\$11,822.55	\$747.10
HESS CORPORATION HES	110 0000	05/04/10	04/11/11	\$9,195 54	\$6,851 14	\$2,344 40
Security Subtotal				\$9,195.54	\$6,851.14	\$2,344.40
HOME DEPOT INC HD	290 0000	07/14/10	02/23/11	\$10,792 30	\$8,208 29	\$2,584 01
Security Subtotal				\$10,792.30	\$8,208.29	\$2,584.01
JUNIPER NETWORKS INC JNPR	150 0000	05/04/10	04/29/11	\$5,732 37	\$4,228 74	\$1,503 63
JUNIPER NETWORKS INC JNPR	90 0000	04/18/11	06/06/11	\$2,842 66	\$3,417 17	(\$574 51)
Security Subtotal				\$8,575.03	\$7,645.91	\$929.12



G000105890307

SCHWAB
INSTITUTIONALSchwab One® Account of
THE FREDRIC AND LUNDY REYNOLDS
MGR: MANNING & NAPIER ADVISORSAccount Number
3478-5787Report Period
January 1 - December 31,
2011**2011 Year-End Schwab Gain/Loss Report****Realized Gain or (Loss) (continued)**Accounting Method
Mutual Funds Average
All Other Investments First In First Out [FIFO]

Short-Term (continued)	Quantity/Par	Acquired/ Opened	Sold/ Closed	Total Proceeds	Cost Basis	Realized Gain or (Loss)
LIBERTY GLOBAL INC CL A LBTYA	30 0000	12/01/10	10/24/11	\$1,237 73	\$1,079 65	\$158 08
Security Subtotal				\$1,237.73	\$1,079.65	\$158.08
MANNING & NAPIER CORE PLUS BD SERIES EXCPX	720 0000	05/06/10	04/01/11	\$8,020 80	\$7,865 80	\$155 00
Security Subtotal				\$8,020.80	\$7,865.80	\$155.00
MARTIN MARIETTA MATRLS MLM	40 0000	06/29/10	01/24/11	\$3,396 22	\$3,417 34	(\$21 12)
MARTIN MARIETTA MATRLS MLM	10 0000	10/27/10	08/19/11	\$621 73	\$796 33	(\$174 60)
Security Subtotal				\$4,017.95	\$4,213.67	(\$195.72)
MONSANTO CO NEW DEL MON	100 0000	05/04/10	02/14/11	\$7,505 54	\$6,131 99	\$1,373 55
Security Subtotal				\$7,505.54	\$6,131.99	\$1,373.55
NEWS CORP LTD CL A CLASS A NWSA	210 0000	07/27/11	08/31/11	\$3,603 04	\$3,362 13	\$240 91
Security Subtotal				\$3,603.04	\$3,362.13	\$240.91
NORFOLK SOUTHERN CORP NSC	80 0000	02/23/11	11/07/11	\$5,809 24	\$5,045 83	\$763 41
Security Subtotal				\$5,809.24	\$5,045.83	\$763.41

Please see "Endnotes for Your Account" section for an explanation of the endnote codes and symbols on this report

Page 5 of 14

CG1C1802-010589 453949

© 2011 Charles Schwab & Co., Inc. All rights reserved. Member SIPC. Schwab Institutional is a division of Charles Schwab & Co., Inc. ("Schwab") and provides brokerage, custody, back office, and other services to independent investment advisors. This report is furnished solely for your account at Schwab. Except as noted in this report's Terms and Conditions, investment advisors whose name appear in this report are not affiliated with Schwab. Please see Terms and Conditions.



2011 Year-End Schwab Gain/Loss Report
Realized Gain or (Loss) (continued)

 Accounting Method
 Mutual Funds Average
 All Other Investments First In First Out [FIFO]

Short-Term (continued)	Quantity/Par	Acquired/ Opened	Sold/ Closed	Total Proceeds	Cost Basis	Realized Gain or (Loss)
OWENS ILLINOIS INC NEW OI	20 0000	06/15/11	11/07/11	\$408 00	\$529 06	(\$121 06)
Security Subtotal				\$408.00	\$529.06	(\$121.06)
SAFEWAY INC SWY	50 0000	12/21/10	08/29/11	\$889 63	\$1,113 95	(\$224 32)
Security Subtotal				\$889.63	\$1,113.95	(\$224.32)
STRAYER EDUCATION INC STRA	30 0000	06/15/11	08/22/11	\$2,575 34	\$3,860 25	(\$1,284 91)
Security Subtotal				\$2,575.34	\$3,860.25	(\$1,284.91)
UNITED PARCEL SERVICE B CLASS B UPS	90 0000	08/23/11	10/24/11	\$6,403 35	\$5,640 36	\$762 99
Security Subtotal				\$6,403.35	\$5,640.36	\$762.99
US TREAS NOT 1 25%09/15UST NOTE DUE 09/30/15 912828NZ9	28,000 0000	10/26/10	03/11/11	\$27,194 06	\$28,028 44	(\$834 38)
US TREAS NOT 1 25%09/15UST NOTE DUE 09/30/15 912828NZ9	16,000 0000	10/26/10	03/24/11	\$15,540 40	\$16,016 25	(\$475 85)
Security Subtotal				\$42,734.46	\$44,044.69	(\$1,310.23)
US TREAS NT 2%04/16UST NOTES DUE 04/30/16 912828QF0	25,000 0000	05/24/11	06/28/11	\$25,579 49	\$25,237 23	\$342 26



G000105890407

SCHWAB
INSTITUTIONALSchwab One® Account of
THE FREDRIC AND LUNDY REYNOLDS
MGR: MANNING & NAPIER ADVISORSAccount Number
3478-5787Report Period
January 1 - December 31,
2011**2011 Year-End Schwab Gain/Loss Report****Realized Gain or (Loss) (continued)**Accounting Method
Mutual Funds Average
All Other Investments First In First Out [FIFO]

Short-Term (continued)	Quantity/Par	Acquired/ Opened	Sold/ Closed	Total Proceeds	Cost Basis	Realized Gain or (Loss)
US TREAS NT 2%04/16UST NOTES DUE 04/30/16 912828QF0	23,000 0000	05/24/11	07/27/11	\$23,583 62	\$23,218 26	\$365 36
Security Subtotal				\$49,163.11	\$48,455.49	\$707.62
VULCAN MATERIALS COMPANY VMC	70 0000	08/30/10	01/12/11	\$2,839 38	\$2,655 70	\$183 68
VULCAN MATERIALS COMPANY VMC	70 0000	08/30/10	08/19/11	\$2,102 65	\$2,655 69	(\$553 04)
VULCAN MATERIALS COMPANY VMC	90 0000	07/13/11	08/19/11	\$2,703 40	\$3,370 69	(\$667 29)
Security Subtotal				\$7,645.43	\$8,682.08	(\$1,036.65)
WASHINGTON POST CO CL B WPO	10 0000	06/16/11	09/08/11	\$3,274 91	\$4,178 81	(\$903 90)
Security Subtotal				\$3,274.91	\$4,178.81	(\$903.90)
WEATHERFORD INTL LTD F WFT	240 0000	05/04/10	04/11/11	\$5,148 07	\$4,171 53	\$976 54
Security Subtotal				\$5,148.07	\$4,171.53	\$976.54
WESTERN UNION COMPANY WU	100 0000	07/14/11	09/06/11	\$1,557 09	\$1,938 66	(\$381 57)
Security Subtotal				\$1,557.09	\$1,938.66	(\$381.57)
Total Short-Term				\$282,070.71	\$273,958.11	\$8,112.60

Please see "Endnotes for Your Account" section for an explanation of the endnote codes and symbols on this report

Page 7 of 14

CG1C1802-010589 453951

© 2011 Charles Schwab & Co., Inc. All rights reserved. Member SIPC. Schwab Institutional is a division of Charles Schwab & Co., Inc. ("Schwab") and provides brokerage, custody, back office, and other services to independent investment advisors. This report is furnished solely for your account at Schwab. Except as noted in this report's Terms and Conditions, investment advisors whose name appear in this report are not affiliated with Schwab. Please see Terms and Conditions.



2011 Year-End Schwab Gain/Loss Report
Realized Gain or (Loss) (continued)

 Accounting Method
 Mutual Funds Average
 All Other Investments First In First Out [FIFO]

Long-Term	Quantity/Par	Acquired/ Opened	Sold/ Closed	Total Proceeds	Cost Basis	Realized Gain or (Loss)
BANK OF NY MELLON CP NEW BK	260 0000	05/07/10	09/01/11	\$5,593 99	\$7,860 89	(\$2,266 90)
Security Subtotal				\$5,593.99	\$7,860.89	(\$2,266.90)
BOEING CO BA	170 0000	05/26/10	08/19/11	\$9,972 65	\$10,818 08	(\$845 43)
Security Subtotal				\$9,972.65	\$10,818.08	(\$845.43)
BOSTON SCIENTIFIC CORP BSX	430 0000	05/04/10	12/16/11	\$2,188 35	\$2,886 67	(\$698 32)
Security Subtotal				\$2,188.35	\$2,886.67	(\$698.32)
CERNER CORP CERN	70 0000	07/07/10	09/01/11	\$4,541 46	\$2,763 59	\$1,777 87
Security Subtotal				\$4,541.46	\$2,763.59	\$1,777.87
COCA COLA COMPANY KO	100 0000	06/02/10	10/05/11	\$6,495 20	\$5,156 18	\$1,339 02
Security Subtotal				\$6,495.20	\$5,156.18	\$1,339.02
FEDEX CORPORATION FDX	40 0000	06/28/10	07/06/11	\$3,869 84	\$3,024 16	\$845 68
FEDEX CORPORATION FDX	50 0000	06/28/10	11/03/11	\$4,065 57	\$3,780 20	\$285 37
Security Subtotal				\$7,935.41	\$6,804.36	\$1,131.05
GE CAPITAL 5 25%12NOTES DUE 10/19/12 36962G3K8	25,000 0000	08/12/09	01/21/11	\$26,602 25	\$26,261 75 ^t	\$340 50



G000105890507

SCHWAB
INSTITUTIONALSchwab One® Account of
THE FREDRIC AND LUNDY REYNOLDS
MGR: MANNING & NAPIER ADVISORSAccount Number
3478-5787Report Period
January 1 - December 31,
2011**2011 Year-End Schwab Gain/Loss Report****Realized Gain or (Loss) (continued)**Accounting Method
Mutual Funds Average
All Other Investments First In First Out [FIFO]

Long-Term (continued)	Quantity/Par	Acquired/ Opened	Sold/ Closed	Total Proceeds	Cost Basis	Realized Gain or (Loss)
GE CAPITAL 5 25%12NOTES DUE 10/19/12 36962G3K8	25,000 0000	08/12/09	03/31/11	\$26,450 25	\$26,261 75 ^t	\$188 50
Security Subtotal				\$53,052.50	\$52,523.50	\$529.00
GOLDMAN SACHS 5%11NOTES DUE 01/15/11 38141GEF7	15,000 0000	01/11/06	01/15/11	\$15,000 00	\$14,969 00 ^t	\$31 00
Security Subtotal				\$15,000.00	\$14,969.00	\$31.00
JUNIPER NETWORKS INC JNPR	60 0000	05/04/10	06/06/11	\$1,895 11	\$1,691 50	\$203 61
Security Subtotal				\$1,895.11	\$1,691.50	\$203.61
MANNING & NAPIER CORE PLUS BD SERIES EXCPX	1,920 0000	05/06/10	08/18/11	\$22,156 80	\$20,975 47	\$1,181 33
MANNING & NAPIER CORE PLUS BD SERIES EXCPX	3,670 0000	multiple	08/23/11	\$41,948 10	\$40,093 73	\$1,854 37
MANNING & NAPIER CORE PLUS BD SERIES EXCPX	1,830 0000	05/24/10	12/09/11	\$20,770 50	\$19,992 24	\$778 26
Security Subtotal				\$84,875.40	\$81,061.44	\$3,813.96
MANNING & NAPIER LIFE SCIENCES EXLSX	703 0000	05/04/10	08/23/11	\$7,810 33	\$7,964 99	(\$154 66)
Security Subtotal				\$7,810.33	\$7,964.99	(\$154.66)

Please see "Endnotes for Your Account" section for an explanation of the endnote codes and symbols on this report

Page 9 of 14

CG1C1802-010589 453953

© 2011 Charles Schwab & Co., Inc. All rights reserved. Member SIPC. Schwab Institutional is a division of Charles Schwab & Co., Inc. ("Schwab") and provides brokerage, custody, back office, and other services to independent investment advisors. This report is furnished solely for your account at Schwab. Except as noted in this report's Terms and Conditions, investment advisors whose name appear in this report are not affiliated with Schwab. Please see Terms and Conditions.



2011 Year-End Schwab Gain/Loss Report
Realized Gain or (Loss) (continued)

 Accounting Method
 Mutual Funds Average
 All Other Investments First In First Out [FIFO]

Long-Term (continued)	Quantity/Par	Acquired/ Opened	Sold/ Closed	Total Proceeds	Cost Basis	Realized Gain or (Loss)
MANNING & NAPIER WORLD OPPTY A EXWAX	1,371 0000	05/04/10	11/16/11	\$10,076 85	\$11,022 84	(\$945 99)
Security Subtotal				\$10,076.85	\$11,022.84	(\$945.99)
MARTIN MARIETTA MATRLS MLM	20 0000	06/29/10	08/19/11	\$1,243 46	\$1,708 67	(\$465 21)
Security Subtotal				\$1,243.46	\$1,708.67	(\$465.21)
MASTERCARD INC MA	20 0000	06/04/10	10/21/11	\$6,568 99	\$3,998 91	\$2,570 08
Security Subtotal				\$6,568.99	\$3,998.91	\$2,570.08
MONSANTO CO NEW DEL MON	40 0000	05/04/10	10/19/11	\$2,880 25	\$2,452 80	\$427 45
Security Subtotal				\$2,880.25	\$2,452.80	\$427.45
OWENS ILLINOIS INC NEW OI	190 0000	05/25/10	11/07/11	\$3,876 04	\$5,343 20	(\$1,467 16)
Security Subtotal				\$3,876.04	\$5,343.20	(\$1,467.16)
QUALCOMM INC QCOM	100 0000	01/05/07	10/19/11	\$5,238 09	\$3,857 00 ^t	\$1,381 09
Security Subtotal				\$5,238.09	\$3,857.00	\$1,381.09
SAFEWAY INC SWY	370 0000	05/25/10	08/29/11	\$6,583 24	\$8,145 25	(\$1,562 01)
Security Subtotal				\$6,583.24	\$8,145.25	(\$1,562.01)



G000105890607

SCHWAB
INSTITUTIONALSchwab One® Account of
THE FREDRIC AND LUNDY REYNOLDS
MGR: MANNING & NAPIER ADVISORSAccount Number
3478-5787Report Period
January 1 - December 31,
2011**2011 Year-End Schwab Gain/Loss Report****Realized Gain or (Loss) (continued)**Accounting Method
Mutual Funds Average
All Other Investments First In First Out [FIFO]

Long-Term (continued)		Quantity/Par	Acquired/ Opened	Sold/ Closed	Total Proceeds	Cost Basis	Realized Gain or (Loss)
SCHLUMBERGER LTD	F SLB	50 0000	04/05/07	04/08/11	\$4,560 54	\$3,609 80 ^t	\$950 74
Security Subtotal					\$4,560.54	\$3,609.80	\$950.74
THE CHARLES SCHWAB CORP	SCHW	440 0000	08/16/10	11/29/11	\$4,928 33	\$6,277 62	(\$1,349 29)
Security Subtotal					\$4,928.33	\$6,277.62	(\$1,349.29)
VISA INC CL A	CLASS A V	60 0000	08/12/10	10/21/11	\$5,569 31	\$4,420 68	\$1,148 63
VISA INC CL A	CLASS A V	20 0000	08/12/10	10/27/11	\$1,862 66	\$1,473 56	\$389 10
Security Subtotal					\$7,431.97	\$5,894.24	\$1,537.73
WELLS FARGO 4 375%13NOTES 01/31/13 949746NY3	DUE	20,000 0000	06/18/08	03/31/11	\$21,032 60	\$19,321 50 ^t	\$1,711 10
WELLS FARGO 4 375%13NOTES 01/31/13 949746NY3	DUE	12,000 0000	06/18/08	12/09/11	\$12,391 80	\$11,592 90 ^t	\$798 90
Security Subtotal					\$33,424.40	\$30,914.40	\$2,510.00

Please see "Endnotes for Your Account" section for an explanation of the endnote codes and symbols on this report

Page 11 of 14

CG1C1802-010589 453955

© 2011 Charles Schwab & Co., Inc. All rights reserved. Member SIPC. Schwab Institutional is a division of Charles Schwab & Co., Inc. ("Schwab") and provides brokerage, custody, back office, and other services to independent investment advisors. This report is furnished solely for your account at Schwab. Except as noted in this report's Terms and Conditions, investment advisors whose name appear in this report are not affiliated with Schwab. Please see Terms and Conditions.

SIPC

2011 Year-End Schwab Gain/Loss Report

Realized Gain or (Loss) (continued)

Accounting Method
Mutual Funds Average
All Other Investments First In First Out [FIFO]

Long-Term (continued)	Quantity/Par	Acquired/ Opened	Sold/ Closed	Total Proceeds	Cost Basis	Realized Gain or (Loss)
WESTERN UNION COMPANY WU	640 0000	05/06/10	09/06/11	\$9,965 38	\$11,125 11	(\$1,159 73)
Security Subtotal				\$9,965.38	\$11,125.11	(\$1,159.73)
Total Long-Term				\$296,137.94	\$288,850.04	\$7,287.90
Total Realized Gain or (Loss)				\$578,208.65	\$562,808.15	\$15,400.50

Schwab has provided realized gain and loss information wherever possible for most investments. Cost basis data may be incomplete or unavailable for some of your holdings. See Terms and Conditions.
Option Customers: Realized gain/loss of underlying securities is adjusted to reflect the premiums of assigned or exercised options. Please consult IRS publication 550, Investment Income and Expenses, for additional information on Options.

Endnotes For Your Account

Symbol	Endnote Legend
t	Data for this holding has been edited or provided by a third party



Understanding Your Year-End Schwab Gain/Loss Report

This page provides an explanation of the terms used in the Year-End Schwab Gain/Loss Report in the order in which they appear

Accounting Method: The accounting method noted on the report is the one in effect on the last day of the rep calendar year. If you change your accounting method in the middle of a report period, you actually may have a mixed accounting method, however, the accounting method in effect at year-end will be the only method displayed. FIFO accounting (see definition below) is the default method for U.S. tax reporting purposes. Please consult your tax advisor to discuss this and alternative methods.

Single Category Average Cost: The average cost of all shares held in a mutual fund regardless of how long they are owned. This includes shares acquired with reinvested dividends. This method is available for mutual funds and is the method used for open-end funds in this report.

First In First Out (FIFO): The first investments acquired are the first investments sold. This is the "default" method for U.S. tax purposes. Taxpayers wishing to use another method should consult their tax advisors before executing any trade.

Last In First Out (LIFO): The last investments acquired are the first investments sold.

High Cost: Sell lots in order of highest unit cost to lowest unit cost. This will minimize gains and maximize losses.

Low Cost: Sell lots in order of lowest unit cost to highest unit cost. This will maximize gains and minimize losses.

Tax Lot Optimizer: A tax lot consists of one or more shares of a security purchased at the same price on the same day. Lots sold are selected in the following order:

1. **Short Term Losses:** Lots that reflect a short term loss are sold first, beginning with lots that generate the greatest short term loss down to the least short term loss.
2. **Long Term Losses:** Lots that reflect a long term loss are sold, beginning with lots that generate the greatest long term loss down to the least long term loss.

3. **Short Term No Gains or Losses:** Short term lots that reflect no gain or loss.

4. **Long Term No Gains or Losses:** Long term lots that reflect no gain or loss.

5. **Long Term Gains:** Long term lots that reflect no gain or loss.

6. **Short Term Gains:** Lots that reflect a short term gain, beginning with lots that generate the least short term gain up to the greatest short term gain.

Specific ID: The IRS allows taxpayers to specifically identify lots sold. Such identification should be made with the broker at the time of the trade, and the specific ID should be printed on the trade confirmation. An "m"

on this report indicates that the account holder has used Specific ID and matched a sale against a particular lot held at the time of trade.

Closing Transaction: The fulfillment of a contract causing an existing investment to end. A sale could be closing transaction for a long position, and a purchase could be a closing position for a short position.

Short-Term/Long-Term: Gain or (loss) on the sale of a capital asset is labeled long-term if the property has been held for more than one year, it is labeled **short-term** if the property has been held for one year or less. Taxpayers must calculate their net capital gains and losses for each tax year. Favorable tax treatment is allowed to the extent there is a **net long-term** capital gain. Investors need to provide the appropriate purchase date on some investments for the system generating this report to properly determine the holding period. For instance, absent notification to the contrary, the report assumes the purchase date is the date of transfer for investments transferred from another brokerage account. All transactions are displayed at the lot level. A **lot** is a single unit of shares of an investment that was acquired or opened on a specific trade date and at a specific trade time.

Quantity/Par: The number of shares for each lot within each investment position in the account. This is the number of shares for stocks and mutual funds, it is the number of contracts for options, and it is the face value bonds or notes. Fractional shares are rounded for display purposes on this report.

Acquired/Opened: The trade date, effective date or the date provided by the account holder for a particular lot. This date generally establishes the holding period of the lot. For short positions, the opening date is the date the short position is established (please consult your tax advisors regarding the holding period for short sales). Possible tax modifications of the holding period may be required for covered short positions. If no date is available, the field will be left blank.

Sold/Closed: The trade date, effective date or the date provided by the account holder. For long positions, the closing date is the date on which the long position is disposed. For short positions, the closing date is the date on which the short position is covered.

Total Proceeds: The amount received upon disposition of the holding less commissions and applicable fees.

Cost Basis: The amount paid for the lot including applicable commissions, fees and adjustments for corporate actions and return of capital payments. For Short Sales, while the position remains open, the proceeds appear in the Cost Basis column with a negative value. In the Realized Gain or (Loss) section, the Cost Basis is the amount paid to close the transaction and appears in the Cost Basis column. The proceeds will appear in the Total Proceeds column. For cash in your account, Cost Basis includes total cash less margin loan(s) outstanding at the time this report is printed. Because it may include transactions which have not yet settled, please refer to your account statement for details.

Adjusted Cost Basis: The amortized cost basis (for bonds bought at a premium) or the accreted cost basis (for bonds bought at a discount).

Realized Gain or (Loss): A realized gain or (loss) is shown when a closing transaction occurs in your account that requires recognition of a gain or loss. To determine the Realized Gain or (Loss) for a lot, the Cost Basis is subtracted from the Total Proceeds.

Adjusted Realized Gain or (Loss): The realized gain or (loss) that is calculated based on the Adjusted Cost Basis.

Endnotes: Lettered footnotes are placed next to items that required additional explanation. Footnotes are explained on the last page of the report.

e - Data for this holding has been edited or provided by the account holder.

i - Value includes incomplete cost basis. If cost basis is not available for an investment, you may be able to provide updates.

m - A sale was matched against a particular lot held at the time of trade.

S - Short sale. Possible tax modifications of the holding period may be required for covered short positions.

Disclaimer at bottom of each page of report

Schwab has provided accurate realized gain and loss information wherever possible for most investments. Cost basis data may be incomplete or unavailable for some of your holdings. If all data for a given investment is not available, the investment will not be listed here.

Option Customers: Realized gain/loss of underlying securities is adjusted to reflect the premiums of assigned or exercised options. Please consult IRS publication 550, Investment Income and Expenses, for additional information on Options.

Terms and Conditions

This report is furnished solely by Charles Schwab & Co., Inc. ("Schwab") for your Account at Schwab ("Account"). Schwab Institutional® is a division of Charles Schwab & Co., Inc., and provides back-office brokerage and related services to independent investment advisors and retirement plan providers. Unless otherwise defined herein, capitalized terms have the same meanings as in your Account Agreement. Schwab is a registered broker-dealer and, other than an affiliated company that may act as an Investment Advisor for the Sweep Funds and any affiliates of U.S. Trust Corporation®, is not affiliated with your Investment Advisor whose name appears on this report ("Advisors"). Advisors are independently owned and operated. Schwab neither endorses nor recommends any particular Advisor or investment strategy and has no responsibility to monitor trading by any Advisor in your Account. Advisors provide investment advisory services for your Account. Schwab provides brokerage and custody services for your Account. Schwab has agreements with Advisors under which Schwab provides Advisors with institutional trading, custody and related services, and products. Not all of these products and services may benefit your account, and Schwab may provide them to Advisors on the Advisors' commitment to place a certain amount of its clients' assets in brokerage accounts at Schwab within a certain period of time. This commitment could influence an Advisor's recommendation or requirement that its clients establish brokerage accounts at Schwab.

GENERAL INFORMATION

This report contains a gain or a loss summary of your account. This report has been provided at the request of your Advisor. This information is not a solicitation or a recommendation to buy or sell. It may, however, be helpful for investment and tax planning strategies. It should not be relied on for filing your tax return, as it may not include all taxable transactions. The Gain/Loss section(s) will not be provided to the IRS or to any other tax authorities. For U.S. taxpayers, the information reported to you on IRS Form 1099 is given to the IRS. Non-U.S. investors should note that the information provided on this report is from a U.S. tax perspective applied to U.S. taxpayers. A non-U.S. investor might nonetheless find this information useful for investment planning. The information provided may or may not have relevance in other jurisdictions. We recommend that all customers (non-U.S. and U.S.) consult their investment and tax advisors prior to using this information.

Schwab has provided cost basis data wherever possible for most investments. This data may have been provided to

Schwab by your Advisor, vendors of market prices and other data, or other third parties. Your Advisor may also instruct Schwab to change the information we would otherwise report. Although efforts have been made to ensure the quality of the information provided on this report, data may be inaccurate or incomplete and is subject to change. Schwab accepts no responsibility for its accuracy, completeness or timely updating. Additionally, unique tax issues (some of which are discussed below) may alter the reported information.

GENERAL RULES FOR U.S. TAXPAYERS

Currency: All figures are in U.S. dollars.

Accounting Methods: The default accounting methods used in this report are compliant with IRS accounting methods for individual investors, however, they may require special action on your part and may not be appropriate for your particular filing situation.

Holding Period Computation: In computing the holding period, the day of acquisition is disregarded but the day of sale is included. For example, in order to obtain long-term capital gains treatment, property purchased on January 1, 2003, could not be sold until January 2, 2004. The trade date (not the settlement date) determines the date of purchase or sale. Possible tax modifications of the holding period may be required for covered short positions. If no date is available, a blank will be displayed.

Special Accounting Rules: Certain situations including gifts, inheritance, tax-free exchanges, option exercises, short sales, wash sales, straddles, constructive sales, etc., can affect the computation of cost basis and/or holding period. These situations may not be properly factored into the figures shown in this report. Please consult your tax advisor for more information.

IN CASE OF QUESTIONS: If you have questions about this report or about specific Schwab Account or Schwab One® transactions (other than wire transfers or check transactions), contact Schwab at 800-515-2157. If you have a complaint regarding your Schwab statement, products or services, please write to the Client Advocacy Team at Charles Schwab & Co., Inc., Attention: Client Advocacy Team, 211 Main St., San Francisco, CA 94105, or call Schwab Alliance at (800) 515-2157.

Additional Information:

Any third-party trademarks appearing herein are the property of their respective owners. Schwab, U.S. Trust Corporation®, and Charles Schwab Bank are affiliates of each other and are subsidiaries of The Charles Schwab Corporation.


Additional Data

Software ID:
Software Version:
EIN: 34-1953315
Name: THE FREDRIC AND LUNDY REYNOLDS FAMILY
FOUNDATION

Form 990PF - Special Condition Description:

Special Condition Description

Form 990PF Part XV Line 3 - Grants and Contributions Paid During the Year or Approved for Future Payment

Recipient	If recipient is an individual, show any relationship to any foundation manager or substantial contributor	Foundation status of recipient	Purpose of grant or contribution	Amount
Name and address (home or business)				
a <i>Paid during the year</i>				
AMERICAN CANCER SOCIETY250 Williams Street NW ATLANTA,GA 30303	N/A	PUBLIC CHARITY	BASIC OPERATING EXPENSE	1,000
JEWISH FEDERATION524 CHAPALA SANTA BARBARA,CA 93101	N/A	PUBLIC CHARITY	BASIC OPERATING EXPENSE	1,200
JVS ELDERLY SERVICES NUTRITION PROJECT29699 SOUTHFIELD ROAD SOUTHFIELD,MI 48076	N/A	PUBLIC CHARITY	BASIC OPERATING EXPENSE	1,000
KLAMATH-SISKIYOU WILDLANDS CENTERPO BOX 102 ASHLAND,OR 97520	N/A	PUBLIC CHARITY	BASIC OPERATING EXPENSE	3,000
SANSUM CLINIC470 SOUTH PATTERSON AVE SANTA BARBARA,CA 93102	N/A	PUBLIC CHARITY	BASIC OPERATING EXPENSE	3,500
SANTA BARBARA FOOD BANK4554 HOLLISTER AVENUE SANTA BARBARA,CA 93110	N/A	PUBLIC CHARITY	BASIC OPERATING EXPENSE	35,000
SANTA BARBARA RAPE CRISIS CENTER433 E CANON PERDIDO ST SANTA BARBARA,CA 93101	N/A	PUBLIC CHARITY	BASIC OPERATING EXPENSE	4,000
THE LAND TRUST OF SANTA BARBARA COUNTYPO BOX 91830 SANTA BARBARA,CA 93190	N/A	PUBLIC CHARITY	BASIC OPERATING EXPENSE	10,000
THE SCRIPPS RESEARCH INSTITUTE10550 NORTH TORREY PINES ROAD LA JOLLA,CA 92037	N/A	PUBLIC CHARITY	BASIC OPERATING EXPENSE	17,500
TOPPS- NBCPO BOX 17607 LITTLE ROCK,AR 72222	N/A	PUBLIC CHARITY	BASIC OPERATING EXPENSE	1,000
US HOLOCAUST MEMORIAL MUSEUM100 RAOUL WALLENBERG PLACE SW WASHINGTON,DC 20024	N/A	PUBLIC CHARITY	BASIC OPERATING EXPENSE	5,000
UNIVERSITY OF MIAMI SCHOOL OF NURSINGPO BOX 248153 CORAL GABLES,FL 33124	N/A	PUBLIC CHARITY	SML - 05/06/11 02 25PM Worksheet Private Foundation	5,000
Total  3a				87,200