



See a Social Security Number? Say Something!
Report Privacy Problems to <https://public.resource.org/privacy>
Or call the IRS Identity Theft Hotline at 1-800-908-4490



Return of Private Foundation
 or Section 4947(a)(1) Nonexempt Charitable Trust
 Treated as a Private Foundation

2011

Note. The foundation may be able to use a copy of this return to satisfy state reporting requirements

For calendar year 2011 or tax year beginning , 2011, and ending , 20

Name of foundation
LIPPMAN KANFER FAMILY FOUNDATION

Number and street (or P O box number if mail is not delivered to street address)
ONE GOJO PLAZA

Room/suite
350

City or town, state, and ZIP code
AKRON, OH 44311

A Employer identification number
34-0974875

B Telephone number (see instructions)
(234) 678-3883

C If exemption application is pending, check here

D 1 Foreign organizations, check here
 2 Foreign organizations meeting the 85% test, check here and attach computation

E If private foundation status was terminated under section 507(b)(1)(A), check here

F If the foundation is in a 60-month termination under section 507(b)(1)(B), check here

G Check all that apply.


<input type="checkbox"/> Initial return	<input type="checkbox"/> Initial return of a former public charity
<input type="checkbox"/> Final return	<input type="checkbox"/> Amended return
<input type="checkbox"/> Address change	<input type="checkbox"/> Name change

H Check type of organization: Section 501(c)(3) exempt private foundation
 Section 4947(a)(1) nonexempt charitable trust Other taxable private foundation

I Fair market value of all assets at end of year (from Part II, col. (c), line 16) ▶ \$ **41,525,619.**

J Accounting method: Cash Accrual
 Other (specify) _____
 (Part I, column (d) must be on cash basis.)

Part I Analysis of Revenue and Expenses (The total of amounts in columns (b), (c), and (d) may not necessarily equal the amounts in column (a) (see instructions))		(a) Revenue and expenses per books	(b) Net investment income	(c) Adjusted net income	(d) Disbursements for charitable purposes (cash basis only)
Revenue	1 Contributions, gifts, grants, etc. received (attach schedule)				
	2 Check <input type="checkbox"/> if the foundation is not required to attach Sch B				
	3 Interest on savings and temporary cash investments	566,255.	566,255.		
	4 Dividends and interest from securities	607,312.	607,312.		
	5a Gross rents				
	b Net rental income or (loss)				
	6a Net gain or (loss) from sale of assets not on line 10	348,500.			
	b Gross sales price for all assets on line 6a 14,479,399.				
	7 Capital gain net income (from Part IV, line 2)		348,500.		
	8 Net short-term capital gain				
	9 Income modifications				
	10 a Gross sales less returns and allowances				
b Less Cost of goods sold					
c Gross profit or (loss) (attach schedule)					
11 Other income (attach schedule)	18,947.	18,947.		ATCH 1	
12 Total. Add lines 1 through 11	1,541,014.	1,541,014.			
Operating and Administrative Expenses	13 Compensation of officers, directors, trustees, etc	0			
	14 Other employee salaries and wages				
	15 Pension plans, employee benefits				
	16a Legal fees (attach schedule)				
	b Accounting fees (attach schedule)				
	c Other professional fees (attach schedule) *	685,266.	101,954.		
	17 Interest				
	18 Taxes (attach schedule) (see instructions) **	8,023.			
	19 Depreciation (attach schedule) and depletion				
	20 Occupancy				
	21 Travel, conferences, and meetings				
	22 Printing and publications				
	23 Other expenses (attach schedule) ATCH 4	95,684.	92,184.		
	24 Total operating and administrative expenses. Add lines 13 through 23	788,973.	194,138.		
	25 Contributions, gifts, grants paid	1,941,786.			1,941,786.
26 Total expenses and disbursements. Add lines 24 and 25	2,730,759.	194,138.		1,941,786.	
27 Subtract line 26 from line 12					
a Excess of revenue over expenses and disbursements	-1,189,745.				
b Net investment income (if negative, enter -0-)		1,346,876.			
c Adjusted net income (if negative, enter -0-)					



SCANNED NOV 26 2012 Operating and Administrative Expenses

8

Part II Balance Sheets		Attached schedules and amounts in the description column should be for end-of-year amounts only (See instructions)	Beginning of year	End of year	
			(a) Book Value	(b) Book Value	(c) Fair Market Value
Assets	1	Cash - non-interest-bearing			
	2	Savings and temporary cash investments	766,598.	14,466.	14,466.
	3	Accounts receivable ▶ Less allowance for doubtful accounts ▶			
	4	Pledges receivable ▶ 12,200,000. Less allowance for doubtful accounts ▶	12,300,000.	12,200,000.	12,200,000.
	5	Grants receivable			
	6	Receivables due from officers, directors, trustees, and other disqualified persons (attach schedule) (see instructions)			
	7	Other notes and loans receivable (attach schedule) ▶ Less allowance for doubtful accounts ▶			
	8	Inventories for sale or use			
	9	Prepaid expenses and deferred charges			
	10 a	Investments - U S and state government obligations (attach schedule)			
	b	Investments - corporate stock (attach schedule)			
	c	Investments - corporate bonds (attach schedule)			
	11	Investments - land, buildings, and equipment basis ▶ Less accumulated depreciation ▶ (attach schedule)			
	12	Investments - mortgage loans			
	13	Investments - other (attach schedule) ATCH 5	29,580,003.	29,242,390.	29,311,153.
	14	Land, buildings, and equipment basis ▶ Less accumulated depreciation ▶ (attach schedule)			
15	Other assets (describe ▶)				
16	Total assets (to be completed by all filers - see the instructions Also, see page 1, item I)	42,646,601.	41,456,856.	41,525,619.	
Liabilities	17	Accounts payable and accrued expenses			
	18	Grants payable			
	19	Deferred revenue			
	20	Loans from officers, directors, trustees, and other disqualified persons			
	21	Mortgages and other notes payable (attach schedule)			
	22	Other liabilities (describe ▶)			
23	Total liabilities (add lines 17 through 22):	0	0		
Net Assets or Fund Balances	Foundations that follow SFAS 117, check here ▶ <input type="checkbox"/>				
	and complete lines 24 through 26 and lines 30 and 31.				
	24	Unrestricted			
	25	Temporarily restricted			
	26	Permanently restricted			
	Foundations that do not follow SFAS 117, check here and complete lines 27 through 31. ▶ <input checked="" type="checkbox"/>				
	27	Capital stock, trust principal, or current funds			
28	Paid-in or capital surplus, or land, bldg, and equipment fund				
29	Retained earnings, accumulated income, endowment, or other funds	42,646,601.	41,456,856.		
30	Total net assets or fund balances (see instructions)	42,646,601.	41,456,856.		
31	Total liabilities and net assets/fund balances (see instructions)	42,646,601.	41,456,856.		

Part III Analysis of Changes in Net Assets or Fund Balances

1	Total net assets or fund balances at beginning of year - Part II, column (a), line 30 (must agree with end-of-year figure reported on prior year's return)	1	42,646,601.
2	Enter amount from Part I, line 27a	2	-1,189,745.
3	Other increases not included in line 2 (itemize) ▶	3	
4	Add lines 1, 2, and 3	4	41,456,856.
5	Decreases not included in line 2 (itemize) ▶	5	
6	Total net assets or fund balances at end of year (line 4 minus line 5) - Part II, column (b), line 30	6	41,456,856.

Part IV Capital Gains and Losses for Tax on Investment Income

(a) List and describe the kind(s) of property sold (e.g., real estate, 2-story brick warehouse, or common stock, 200 shs MLC Co)			(b) How acquired P-Purchase D-Donation	(c) Date acquired (mo., day, yr.)	(d) Date sold (mo., day, yr.)
1a	SEE PART IV SCHEDULE				
b					
c					
d					
e					
(e) Gross sales price	(f) Depreciation allowed (or allowable)	(g) Cost or other basis plus expense of sale	(h) Gain or (loss) (e) plus (f) minus (g)		
a					
b					
c					
d					
e					
Complete only for assets showing gain in column (h) and owned by the foundation on 12/31/69				(i) Gains (Col (h) gain minus col (k), but not less than -0-) or Losses (from col (h))	
(i) F M V as of 12/31/69	(j) Adjusted basis as of 12/31/69	(k) Excess of col (i) over col (j), if any			
a					
b					
c					
d					
e					
2	Capital gain net income or (net capital loss) { If gain, also enter in Part I, line 7 If (loss), enter -0- in Part I, line 7 }		2	348,500.	
3	Net short-term capital gain or (loss) as defined in sections 1222(5) and (6): If gain, also enter in Part I, line 8, column (c) (see instructions) If (loss), enter -0- in Part I, line 8		3	0	

Part V Qualification Under Section 4940(e) for Reduced Tax on Net Investment Income

(For optional use by domestic private foundations subject to the section 4940(a) tax on net investment income.)

If section 4940(d)(2) applies, leave this part blank

Was the foundation liable for the section 4942 tax on the distributable amount of any year in the base period? Yes No
 If "Yes," the foundation does not qualify under section 4940(e) Do not complete this part.

1 Enter the appropriate amount in each column for each year, see the instructions before making any entries

(a) Base period years Calendar year (or tax year beginning in)	(b) Adjusted qualifying distributions	(c) Net value of noncharitable-use assets	(d) Distribution ratio (col (b) divided by col (c))
2010	1,891,816.	42,564,622.	0.044446
2009	1,971,148.	39,420,424.	0.050003
2008	1,025,404.	39,804,482.	0.025761
2007	1,230,640.	40,092,644.	0.030695
2006	1,063,670.	36,971,934.	0.028770
2	Total of line 1, column (d)		2 0.179675
3	Average distribution ratio for the 5-year base period - divide the total on line 2 by 5, or by the number of years the foundation has been in existence if less than 5 years		3 0.035935
4	Enter the net value of noncharitable-use assets for 2011 from Part X, line 5		4 43,788,537.
5	Multiply line 4 by line 3		5 1,573,541.
6	Enter 1% of net investment income (1% of Part I, line 27b)		6 13,469.
7	Add lines 5 and 6		7 1,587,010.
8	Enter qualifying distributions from Part XII, line 4 If line 8 is equal to or greater than line 7, check the box in Part VI, line 1b, and complete that part using a 1% tax rate. See the Part VI instructions.		8 1,941,786.

Part VI Excise Tax Based on Investment Income (Section 4940(a), 4940(b), 4940(e), or 4948 - see instructions)

Table with 11 rows for excise tax calculations. Includes categories like 'Exempt operating foundations', 'Domestic foundations that meet the section 4940(e) requirements', and 'Total credits and payments'. Total tax due is 6,531.

Part VII-A Statements Regarding Activities

Table with 10 rows for activity statements. Includes questions about political influence, tax on political expenditures, and substantial contributors. Includes 'Yes' and 'No' columns with 'X' marks.

Part VII-A Statements Regarding Activities (continued)

11 At any time during the year, did the foundation, directly or indirectly, own a controlled entity within the meaning of section 512(b)(13)? If "Yes," attach schedule (see instructions) 11 X
12 Did the foundation make a distribution to a donor advised fund over which the foundation or a disqualified person had advisory privileges? If "Yes," attach statement (see instructions) ATTACHMENT 6 12 X
13 Did the foundation comply with the public inspection requirements for its annual returns and exemption application? 13 X
Website address WWW.LIPPMANKANFER.ORG
14 The books are in care of NEAL B COLBY, CPA Telephone no 234-678-3883
Located at ONE GOJO PLAZA, SUITE 350 AKRON, OH ZIP + 4 44311
15 Section 4947(a)(1) nonexempt charitable trusts filing Form 990-PF in lieu of Form 1041 - Check here 15
and enter the amount of tax-exempt interest received or accrued during the year 15
16 At any time during calendar year 2011, did the foundation have an interest in or a signature or other authority over a bank, securities, or other financial account in a foreign country? 16 Yes No X
See the instructions for exceptions and filing requirements for Form TD F 90-22 1 If "Yes," enter the name of the foreign country

Part VII-B Statements Regarding Activities for Which Form 4720 May Be Required

File Form 4720 if any item is checked in the "Yes" column, unless an exception applies.

1a During the year did the foundation (either directly or indirectly)
(1) Engage in the sale or exchange, or leasing of property with a disqualified person? Yes X No
(2) Borrow money from, lend money to, or otherwise extend credit to (or accept it from) a disqualified person? Yes X No
(3) Furnish goods, services, or facilities to (or accept them from) a disqualified person? Yes X No
(4) Pay compensation to, or pay or reimburse the expenses of, a disqualified person? Yes X No
(5) Transfer any income or assets to a disqualified person (or make any of either available for the benefit or use of a disqualified person)? Yes X No
(6) Agree to pay money or property to a government official? (Exception. Check "No" if the foundation agreed to make a grant to or to employ the official for a period after termination of government service, if terminating within 90 days) Yes X No
b If any answer is "Yes" to 1a(1)-(6), did any of the acts fail to qualify under the exceptions described in Regulations section 53.4941(d)-3 or in a current notice regarding disaster assistance (see instructions)? 1b
Organizations relying on a current notice regarding disaster assistance check here
c Did the foundation engage in a prior year in any of the acts described in 1a, other than excepted acts, that were not corrected before the first day of the tax year beginning in 2011? 1c X
2 Taxes on failure to distribute income (section 4942) (does not apply for years the foundation was a private operating foundation defined in section 4942(j)(3) or 4942(j)(5))
a At the end of tax year 2011, did the foundation have any undistributed income (lines 6d and 6e, Part XIII) for tax year(s) beginning before 2011? Yes X No
If "Yes," list the years
b Are there any years listed in 2a for which the foundation is not applying the provisions of section 4942(a)(2) (relating to incorrect valuation of assets) to the year's undistributed income? (If applying section 4942(a)(2) to all years listed, answer "No" and attach statement - see instructions) 2b X
c If the provisions of section 4942(a)(2) are being applied to any of the years listed in 2a, list the years here
3a Did the foundation hold more than a 2% direct or indirect interest in any business enterprise at any time during the year? Yes X No
b If "Yes," did it have excess business holdings in 2011 as a result of (1) any purchase by the foundation or disqualified persons after May 26, 1969, (2) the lapse of the 5-year period (or longer period approved by the Commissioner under section 4943(c)(7)) to dispose of holdings acquired by gift or bequest, or (3) the lapse of the 10-, 15-, or 20-year first phase holding period? (Use Schedule C, Form 4720, to determine if the foundation had excess business holdings in 2011) 3b
4a Did the foundation invest during the year any amount in a manner that would jeopardize its charitable purposes? 4a X
b Did the foundation make any investment in a prior year (but after December 31, 1969) that could jeopardize its charitable purpose that had not been removed from jeopardy before the first day of the tax year beginning in 2011? 4b X

Part VII-B Statements Regarding Activities for Which Form 4720 May Be Required (continued)

5a During the year did the foundation pay or incur any amount to

(1) Carry on propaganda, or otherwise attempt to influence legislation (section 4945(e))? Yes No

(2) Influence the outcome of any specific public election (see section 4955), or to carry on, directly or indirectly, any voter registration drive? Yes No

(3) Provide a grant to an individual for travel, study, or other similar purposes? Yes No

(4) Provide a grant to an organization other than a charitable, etc., organization described in section 509(a)(1), (2), or (3), or section 4940(d)(2)? (see instructions) Yes No

(5) Provide for any purpose other than religious, charitable, scientific, literary, or educational purposes, or for the prevention of cruelty to children or animals? Yes No

b If any answer is "Yes" to 5a(1)-(5), did any of the transactions fail to qualify under the exceptions described in Regulations section 53.4945 or in a current notice regarding disaster assistance (see instructions)? Yes No

Organizations relying on a current notice regarding disaster assistance check here

c If the answer is "Yes" to question 5a(4), does the foundation claim exemption from the tax because it maintained expenditure responsibility for the grant? Yes No

If "Yes," attach the statement required by Regulations section 53.4945-5(d)

6a Did the foundation, during the year, receive any funds, directly or indirectly, to pay premiums on a personal benefit contract? Yes No

b Did the foundation, during the year, pay premiums, directly or indirectly, on a personal benefit contract? Yes No

If "Yes" to 6b, file Form 8870

7a At any time during the tax year, was the foundation a party to a prohibited tax shelter transaction? Yes No

b If "Yes," did the foundation receive any proceeds or have any net income attributable to the transaction? Yes No

Part VIII Information About Officers, Directors, Trustees, Foundation Managers, Highly Paid Employees, and Contractors

1 List all officers, directors, trustees, foundation managers and their compensation (see instructions).

(a) Name and address	(b) Title, and average hours per week devoted to position	(c) Compensation (If not paid, enter -0-)	(d) Contributions to employee benefit plans and deferred compensation	(e) Expense account, other allowances
ATTACHMENT 7		0	0	0

2 Compensation of five highest-paid employees (other than those included on line 1 - see instructions). If none, enter "NONE."

(a) Name and address of each employee paid more than \$50,000	(b) Title, and average hours per week devoted to position	(c) Compensation	(d) Contributions to employee benefit plans and deferred compensation	(e) Expense account, other allowances
NONE				

Total number of other employees paid over \$50,000

Part VIII Information About Officers, Directors, Trustees, Foundation Managers, Highly Paid Employees, and Contractors (continued)

3 Five highest-paid independent contractors for professional services (see instructions). If none, enter "NONE."

(a) Name and address of each person paid more than \$50,000	(b) Type of service	(c) Compensation
NONE		

Total number of others receiving over \$50,000 for professional services ▶

Part IX-A Summary of Direct Charitable Activities

List the foundation's four largest direct charitable activities during the tax year. Include relevant statistical information such as the number of organizations and other beneficiaries served, conferences convened, research papers produced, etc

	Expenses
1 THE FOUNDATION GIVES FUNDS TO VARIOUS PUBLIC CHARITIES. THESE CHARITIES ARE THEN RESPONSIBLE FOR DISBURSING THE FUNDS.	1,941,786.
2	
3	
4	

Part IX-B Summary of Program-Related Investments (see instructions)

Describe the two largest program-related investments made by the foundation during the tax year on lines 1 and 2

	Amount
1 NONE	
2	
All other program-related investments See instructions	
3 NONE	
Total. Add lines 1 through 3 ▶	

Part X Minimum Investment Return (All domestic foundations must complete this part. Foreign foundations, see instructions.)

1	Fair market value of assets not used (or held for use) directly in carrying out charitable, etc., purposes:		
a	Average monthly fair market value of securities	1a	30,035,258.
b	Average of monthly cash balances	1b	1,299,865.
c	Fair market value of all other assets (see instructions)	1c	13,120,245.
d	Total (add lines 1a, b, and c)	1d	44,455,368.
e	Reduction claimed for blockage or other factors reported on lines 1a and 1c (attach detailed explanation)	1e	
2	Acquisition indebtedness applicable to line 1 assets	2	
3	Subtract line 2 from line 1d	3	44,455,368.
4	Cash deemed held for charitable activities. Enter 1 1/2% of line 3 (for greater amount, see instructions)	4	666,831.
5	Net value of noncharitable-use assets. Subtract line 4 from line 3. Enter here and on Part V, line 4	5	43,788,537.
6	Minimum investment return. Enter 5% of line 5	6	2,189,427.

Part XI Distributable Amount (see instructions) (Section 4942(j)(3) and (j)(5) private operating foundations and certain foreign organizations check here and do not complete this part.)

1	Minimum investment return from Part X, line 6	1	2,189,427.
2a	Tax on investment income for 2011 from Part VI, line 5	2a	13,469.
b	Income tax for 2011. (This does not include the tax from Part VI.)	2b	
c	Add lines 2a and 2b	2c	13,469.
3	Distributable amount before adjustments. Subtract line 2c from line 1	3	2,175,958.
4	Recoveries of amounts treated as qualifying distributions	4	
5	Add lines 3 and 4	5	2,175,958.
6	Deduction from distributable amount (see instructions)	6	
7	Distributable amount as adjusted. Subtract line 6 from line 5. Enter here and on Part XIII, line 1	7	2,175,958.

Part XII Qualifying Distributions (see instructions)

1	Amounts paid (including administrative expenses) to accomplish charitable, etc., purposes:		
a	Expenses, contributions, gifts, etc. - total from Part I, column (d), line 26	1a	1,941,786.
b	Program-related investments - total from Part IX-B	1b	
2	Amounts paid to acquire assets used (or held for use) directly in carrying out charitable, etc., purposes	2	
3	Amounts set aside for specific charitable projects that satisfy the:		
a	Suitability test (prior IRS approval required)	3a	
b	Cash distribution test (attach the required schedule)	3b	
4	Qualifying distributions. Add lines 1a through 3b. Enter here and on Part V, line 8, and Part XIII, line 4	4	1,941,786.
5	Foundations that qualify under section 4940(e) for the reduced rate of tax on net investment income. Enter 1% of Part I, line 27b (see instructions)	5	13,469.
6	Adjusted qualifying distributions. Subtract line 5 from line 4	6	1,928,317.

Note. The amount on line 6 will be used in Part V, column (b), in subsequent years when calculating whether the foundation qualifies for the section 4940(e) reduction of tax in those years.

Part XIII Undistributed Income (see instructions)

	(a) Corpus	(b) Years prior to 2010	(c) 2010	(d) 2011
1 Distributable amount for 2011 from Part XI, line 7				2,175,958.
2 Undistributed income, if any, as of the end of 2011				
a Enter amount for 2010 only			841,237.	
b Total for prior years 20 09, 20 08, 20 07				
3 Excess distributions carryover, if any, to 2011				
a From 2006				
b From 2007				
c From 2008				
d From 2009				
e From 2010				
f Total of lines 3a through e				
4 Qualifying distributions for 2011 from Part XII, line 4 ▶ \$ 1,941,786.				
a Applied to 2010, but not more than line 2a			841,237.	
b Applied to undistributed income of prior years (Election required - see instructions)				
c Treated as distributions out of corpus (Election required - see instructions)				
d Applied to 2011 distributable amount				1,100,549.
e Remaining amount distributed out of corpus				
5 Excess distributions carryover applied to 2011 (If an amount appears in column (d), the same amount must be shown in column (a))				
6 Enter the net total of each column as indicated below:				
a Corpus Add lines 3f, 4c, and 4e Subtract line 5				
b Prior years' undistributed income Subtract line 4b from line 2b				
c Enter the amount of prior years' undistributed income for which a notice of deficiency has been issued, or on which the section 4942(a) tax has been previously assessed				
d Subtract line 6c from line 6b Taxable amount - see instructions				
e Undistributed income for 2010 Subtract line 4a from line 2a Taxable amount - see instructions				
f Undistributed income for 2011 Subtract lines 4d and 5 from line 1 This amount must be distributed in 2012				1,075,409.
7 Amounts treated as distributions out of corpus to satisfy requirements imposed by section 170(b)(1)(F) or 4942(g)(3) (see instructions)				
8 Excess distributions carryover from 2006 not applied on line 5 or line 7 (see instructions)				
9 Excess distributions carryover to 2012. Subtract lines 7 and 8 from line 6a	0			
10 Analysis of line 9				
a Excess from 2007				
b Excess from 2008				
c Excess from 2009				
d Excess from 2010				
e Excess from 2011				

Part XIV Private Operating Foundations (see instructions and Part VII-A, question 9) NOT APPLICABLE

1 a If the foundation has received a ruling or determination letter that it is a private operating foundation, and the ruling is effective for 2011, enter the date of the ruling ▶

b Check box to indicate whether the foundation is a private operating foundation described in section 4942(j)(3) or 4942(j)(5)

	Tax year	Prior 3 years			(e) Total
	(a) 2011	(b) 2010	(c) 2009	(d) 2008	
2 a Enter the lesser of the adjusted net income from Part I or the minimum investment return from Part X for each year listed					
b 85% of line 2a					
c Qualifying distributions from Part XII, line 4 for each year listed					
d Amounts included in line 2c not used directly for active conduct of exempt activities					
e Qualifying distributions made directly for active conduct of exempt activities Subtract line 2d from line 2c					
3 Complete 3a, b, or c for the alternative test relied upon					
a "Assets" alternative test - enter					
(1) Value of all assets					
(2) Value of assets qualifying under section 4942(j)(3)(B)(i)					
b "Endowment" alternative test - enter 2/3 of minimum investment return shown in Part X, line 6 for each year listed					
c "Support" alternative test - enter					
(1) Total support other than gross investment income (interest, dividends, rents, payments on securities loans (section 512(a)(5)), or royalties)					
(2) Support from general public and 5 or more exempt organizations as provided in section 4942(j)(3)(B)(ii)					
(3) Largest amount of support from an exempt organization					
(4) Gross investment income					

Part XV Supplementary Information (Complete this part only if the foundation had \$5,000 or more in assets at any time during the year - see instructions.)

1 Information Regarding Foundation Managers:

a List any managers of the foundation who have contributed more than 2% of the total contributions received by the foundation before the close of any tax year (but only if they have contributed more than \$5,000) (See section 507(d)(2))

NONE

b List any managers of the foundation who own 10% or more of the stock of a corporation (or an equally large portion of the ownership of a partnership or other entity) of which the foundation has a 10% or greater interest

NONE

2 Information Regarding Contribution, Grant, Gift, Loan, Scholarship, etc., Programs:

Check here if the foundation only makes contributions to preselected charitable organizations and does not accept unsolicited requests for funds. If the foundation makes gifts, grants, etc. (see instructions) to individuals or organizations under other conditions, complete items 2a, b, c, and d.

a The name, address, and telephone number of the person to whom applications should be addressed.

ATTACHMENT 8

b The form in which applications should be submitted and information and materials they should include:

ATTACHMENT 9

c Any submission deadlines:

NONE

d Any restrictions or limitations on awards, such as by geographical areas, charitable fields, kinds of institutions, or other factors:

NONE

Part XV Supplementary Information (continued)

3 Grants and Contributions Paid During the Year or Approved for Future Payment

Recipient Name and address (home or business)	If recipient is an individual, show any relationship to any foundation manager or substantial contributor	Foundation status of recipient	Purpose of grant or contribution	Amount
<p><i>a Paid during the year</i></p> <p>ATTACHMENT 10</p>				
Total				1,941,786.
<p><i>b Approved for future payment</i></p> <p>ATTACHMENT 11</p>				
Total				1,364,550.

Part XVI-A Analysis of Income-Producing Activities

Enter gross amounts unless otherwise indicated

Table with 5 main columns: (a) Business code, (b) Amount, (c) Exclusion code, (d) Amount, (e) Related or exempt function income. Rows include: 1 Program service revenue (a-f), 2 Membership dues and assessments, 3 Interest on savings and temporary cash investments, 4 Dividends and interest from securities, 5 Net rental income or (loss) from real estate (a-b), 6 Net rental income or (loss) from personal property, 7 Other investment income, 8 Gain or (loss) from sales of assets other than inventory, 9 Net income or (loss) from special events, 10 Gross profit or (loss) from sales of inventory, 11 Other revenue (a-e), 12 Subtotal, 13 Total.

Part XVI-B Relationship of Activities to the Accomplishment of Exempt Purposes

Table with 2 columns: Line No., Explain below how each activity for which income is reported in column (e) of Part XVI-A contributed importantly to the accomplishment of the foundation's exempt purposes (other than by providing funds for such purposes) (See instructions.)

Part XVil Information Regarding Transfers To and Transactions and Relationships With Noncharitable Exempt Organizations

1 Did the organization directly or indirectly engage in any of the following with any other organization described in section 501(c) of the Code... 1a(1) Cash... 1a(2) Other assets... 1b(1) Sales of assets... 1b(2) Purchases of assets... 1b(3) Rental of facilities... 1b(4) Reimbursement arrangements... 1b(5) Loans or loan guarantees... 1b(6) Performance of services... 1c Sharing of facilities...

Table with 4 columns: (a) Line no, (b) Amount involved, (c) Name of noncharitable exempt organization, (d) Description of transfers, transactions, and sharing arrangements. All cells are currently empty or contain 'N/A'.

2a Is the foundation directly or indirectly affiliated with, or related to, one or more tax-exempt organizations described in section 501(c) of the Code... [] Yes [X] No

Table with 3 columns: (a) Name of organization, (b) Type of organization, (c) Description of relationship. All cells are currently empty.

Sign Here Under penalties of perjury, I declare that I have examined this return, including accompanying schedules and statements, and to the best of my knowledge and belief, it is true, correct, and complete. Declaration of preparer (other than taxpayer) is based on all information of which preparer has any knowledge. Signature of officer or trustee: [Signature] Date: 11/14/12 Title: Treasurer

May the IRS discuss this return with the preparer shown below (see instructions)? [X] Yes [] No

Paid Preparer Use Only Print/Type preparer's name: ALANE L. BOFFA Preparer's signature: [Signature] Date: 11-12-12 Check [] if self-employed PTIN: P00012337 Firm's name: COHEN & COMPANY, LTD. Firm's EIN: 34-1912961 Firm's address: OFFICES LISTED AT WWW.COHENCPA.COM, OH 44115 Phone no: 800-229-1099

FORM 990-PF - PART IV
CAPITAL GAINS AND LOSSES FOR TAX ON INVESTMENT INCOME

Kind of Property		Description				P or D	Date acquired	Date sold
Gross sale price less expenses of sale	Depreciation allowed/ allowable	Cost or other basis	FMV as of 12/31/69	Adj basis as of 12/31/69	Excess of FMV over adj basis		Gain or (loss)	
		TOTAL SHORT-TERM COMMON TRUST FUND AND PARTNERSHIP, S CORPORATION, AND OTHER ESTATES OR TRUST GAIN OR LOSS					-31,777.	
		TOTAL LONG-TERM COMMON TRUST FUND AND PARTNERSHIP, S CORPORATION, AND OTHER ESTATES OR TRUST GAIN OR LOSS					24,616.	
128,464.		WELLS FARGO ACCT 2059-8417 PROPERTY TYPE: SECURITIES 133,947.				P	VARIOUS	VARIOUS
							-5,483.	
6,076,095.		WELLS FARGO ACCT 2059-8417 PROPERTY TYPE: SECURITIES 6,517,484.				P	VARIOUS	VARIOUS
							-441,389.	
1,509,566.		WELLS FARGO ACCT 4355-8319 PROPERTY TYPE: SECURITIES 1,506,851.				P	VARIOUS	VARIOUS
							2,715.	
850,589.		WELLS FARGO ACCT 4355-8319 PROPERTY TYPE: SECURITIES 672,013.				P	VARIOUS	VARIOUS
							178,576.	
2,845,932.		WELLS FARGO ACCT 2355-8154 PROPERTY TYPE: SECURITIES 2,866,600.				P	VARIOUS	VARIOUS
							-20,668.	
823,730.		WELLS FARGO ACCT 2355-8154 PROPERTY TYPE: SECURITIES 619,131.				P	VARIOUS	VARIOUS
							204,599.	
57,628.		WELLS FARGO ACCT 8829-4326 PROPERTY TYPE: SECURITIES 61,387.				P	VARIOUS	VARIOUS
							-3,759.	
256,204.		WELLS FARGO ACCT 8829-4326 PROPERTY TYPE: SECURITIES 157,809.				P	VARIOUS	VARIOUS
							98,395.	
53,896.		WELLS FARGO ACCT 1915-7197 PROPERTY TYPE: SECURITIES 73,279.				P	VARIOUS	VARIOUS
							-19,383.	
590,521.		WELLS FARGO ACCT 1915-7197 PROPERTY TYPE: SECURITIES 563,159.				P	VARIOUS	VARIOUS
							27,362.	

**FORM 990-PF - PART IV
CAPITAL GAINS AND LOSSES FOR TAX ON INVESTMENT INCOME**

Kind of Property		Description				P or D	Date acquired	Date sold
Gross sale price less expenses of sale	Depreciation allowed/ allowable	Cost or other basis	FMV as of 12/31/69	Adj basis as of 12/31/69	Excess of FMV over adj basis		Gain or (loss)	
1,293,934.		959.047 SHRS K2 OVERSEAS LONG SHORT FUND PROPERTY TYPE: SECURITIES 959,238.				P	VARIOUS 334,696.	VARIOUS
TOTAL GAIN (LOSS)							<u>348,500.</u>	

ATTACHMENT 1

FORM 990PF, PART I - OTHER INCOME

REVENUE AND EXPENSES PER BOOKS	NET INVESTMENT INCOME
18,947.	18,947.
<u>18,947.</u>	<u>18,947.</u>

DESCRIPTION
INVESTMENT INCOME FROM PARTNERSHIPS

TOTALS

ATTACHMENT 2

FORM 990PF, PART I - OTHER PROFESSIONAL FEES

<u>DESCRIPTION</u>	<u>REVENUE AND EXPENSES PER BOOKS</u>	<u>NET INVESTMENT INCOME</u>
MANAGEMENT FEE	591,414.	8,327.
ASSET ADVISOR FEE	93,627.	93,627.
CONSULTING	225.	
TOTALS	<u>685,266.</u>	<u>101,954.</u>

ATTACHMENT 3FORM 990PF, PART I - TAXES

<u>DESCRIPTION</u>	<u>REVENUE AND EXPENSES PER BOOKS</u>
FEDERAL TAX	7,823.
STATE TAX	200.
TOTALS	<u>8,023.</u>

ATTACHMENT 4

FORM 990PF, PART I - OTHER EXPENSES

<u>DESCRIPTION</u>	<u>REVENUE AND EXPENSES PER BOOKS</u>	<u>NET INVESTMENT INCOME</u>
FOREIGN TAX PAID	10,321.	10,321.
INSURANCE	1,000.	
DUES AND SUBSCRIPTIONS	2,500.	
INVESTMENT EXPENSES	81,863.	81,863.
TOTALS	<u>95,684.</u>	<u>92,184.</u>

ATTACHMENT 5

FORM 990PF, PART II - OTHER INVESTMENTS

<u>DESCRIPTION</u>	<u>ENDING BOOK VALUE</u>	<u>ENDING FMV</u>
WELLS FARGO INVESTMENTS	27,597,183.	28,324,989.
FIRST CAPITAL HOUSING PARTNERS	72,017.	98,284.
COMMON FUND	1,573,190.	887,880.
TOTALS	<u>29,242,390.</u>	<u>29,311,153.</u>

FORM 990PF, PART VII-A -DISTRIBUTION TO A DONOR ADVISED

THE ORGANIZATION TREATED DISTRIBUTIONS TO A DONOR ADVISED FUND AS A QUALIFYING DISTRIBUTION. THE DISTRIBUTIONS TO THE DONOR ADVISED FUND WERE USED TO MAKE DONATIONS TO QUALIFIED 501(C)(3) CHARITIES.

FORM 990PF, PART VIII - LIST OF OFFICERS, DIRECTORS, AND TRUSTEESATTACHMENT 7

<u>NAME AND ADDRESS</u>	<u>TITLE AND AVERAGE HOURS PER WEEK DEVOTED TO POSITION</u>	<u>COMPENSATION</u>	<u>CONTRIBUTIONS TO EMPLOYEE BENEFIT PLANS</u>	<u>EXPENSE ACCT AND OTHER ALLOWANCES</u>
KETTI ZIGDON ONE GOJO PLAZA 350 AKRON, OH 44311	DIRECTOR 5.00	0	0	0
JOSEPH KANFER ONE GOJO PLAZA 350 AKRON, OH 44311	DIRECTOR 5.00	0	0	0
MARCELLA KANFER ROLNICK ONE GOJO PLAZA 350 AKRON, OH 44311	PRESIDENT/BOARD CHAIR 5.00	0	0	0
MAMIE KANFER STEWART ONE GOJO PLAZA 350 AKRON, OH 44311	SECRETARY 5.00	0	0	0
JOSHUA ROLNICK ONE GOJO PLAZA 350 AKRON, OH 44311	DIRECTOR 5.00	0	0	0

FORM 990PF, PART VIII - LIST OF OFFICERS, DIRECTORS, AND TRUSTEES

ATTACHMENT 7 (CONT'D)

NAME AND ADDRESS
 TITLE AND AVERAGE HOURS PER
 WEEK DEVOTED TO POSITION
 COMPENSATION
 CONTRIBUTIONS TO EMPLOYEE
 BENEFIT PLANS
 EXPENSE ACCT
 AND OTHER
 ALLOWANCES

LOUIS COLELLA ONE GOJO PLAZA 350 AKRON, OH 44311	TREASURER 5.00	0	0	0
DONNY ZIGDON ONE GOJO PLAZA 350 AKRON, OH 44311	DIRECTOR 5.00	0	0	0
PAMELA KANFER ONE GOJO PLAZA 350 AKRON, OH 44311	DIRECTOR 5.00	0	0	0

GRAND TOTALS
 0 0 0

ATTACHMENT 8

FORM 990PF, PART XV - NAME, ADDRESS AND PHONE FOR APPLICATIONS

WWW.LIPPMANKANFER.ORG
ONE GOJO PLAZA, SUITE 350
AKRON, OH 44311
234-678-3883

ATTACHMENT 9

990PF, PART XV - FORM AND CONTENTS OF SUBMITTED APPLICATIONS

ORGANIZATIONS MAY SUBMIT A LETTER OF INTRODUCTION VIA OUR WEBSITE
WWW.LIPPMANKANFER.ORG; THE ELECTRONIC FORM SPECIFIES THE REQUIRED
CONTENT.

FORM 990FP, PART XV - GRANTS AND CONTRIBUTIONS PAID DURING THE YEARATTACHMENT 10

RECIPIENT NAME AND ADDRESS	RELATIONSHIP TO SUBSTANTIAL CONTRIBUTOR AND FOUNDATION STATUS OF RECIPIENT	PURPOSE OF GRANT OR CONTRIBUTION	AMOUNT
AMERICAN JEWISH WORLD SERVICE 45 WEST 36TH STREET, 11TH FLOOR NEW YORK, NY 10018	NONE EXEMPT	GENERAL	46,000.
FIDELITY CHARITABLE GIFT FUND 200 SEAPORT BLVD BOSTON, MA 02210	NONE EXEMPT	GENERAL	82,200.
BIBLE RAPS 75 SECOND AVENUE, STE 200 NEEDHAM, MA 02494	NONE EXEMPT	GENERAL	10,000.
JFNA 25 BROADWAY, SUITE 1700 NEW YORK, NY 10004	NONE EXEMPT	GENERAL	55,000.
JFSJ 330 7TH AVENUE, 19TH FLOOR NEW YORK, NY 10001	NONE EXEMPT	GENERAL	10,000.
HAZON 45 WEST 36TH STREET, 8TH FLOOR NEW YORK, NY 10018	NONE EXEMPT	GENERAL	43,750.

FORM 990PF, PART XV - GRANTS AND CONTRIBUTIONS PAID DURING THE YEAR

ATTACHMENT 10 (CONT'D)

RECIPIENT NAME AND ADDRESS	RELATIONSHIP TO SUBSTANTIAL CONTRIBUTOR AND FOUNDATION STATUS OF RECIPIENT	PURPOSE OF GRANT OR CONTRIBUTION	AMOUNT
HILLEL 800 EIGHTH STREET NW WASHINGTON, DC 20001	NONE EXEMPT	GENERAL	60,000.
INTERFAITHFAMILY.COM 90 OAK STREET, P.O. BOX 428 NEWTON, MA 02464	NONE EXEMPT	GENERAL	56,000.
JESNA 318 WEST 39TH STREET, 5TH FLOOR NEW YORK, NY 10018	NONE EXEMPT	GENERAL	340,000.
JCBA 750 WHITE POND DRIVE AKRON, OH 44320	NONE EXEMPT	GENERAL	620,876.
JOSHUA VENTURE 45 WEST 36TH STREET, 8TH FLOOR NEW YORK, NY 10018	NONE EXEMPT	GENERAL	29,000.
KESHET 284 ARMORY STREET JAMAICA PLAIN, MA 02130	NONE EXEMPT	GENERAL	15,000.

FORM 990EP, PART XV - GRANTS AND CONTRIBUTIONS PAID DURING THE YEARATTACHMENT 10 (CONT'D)

<u>RECIPIENT NAME AND ADDRESS</u>	<u>RELATIONSHIP TO SUBSTANTIAL CONTRIBUTOR AND FOUNDATION STATUS OF RECIPIENT</u>	<u>PURPOSE OF GRANT OR CONTRIBUTION</u>	<u>AMOUNT</u>
LIPPMAN DAY SCHOOL 750 WHITE POND DRIVE AKRON, OH 44320	NONE EXEMPT	GENERAL	202,950.
LIVNOT U'LEHIBANOT P.O. BOX 811715 BOCA RATON, FL 33481	NONE EXEMPT	GENERAL	10,000.
MOMENT MAGAZINE 4115 WISCONSIN AVENUE, SUITE 102 WASHINGTON, DC 20016	NONE EXEMPT	GENERAL	10,000.
MOISHE HOUSE P.O. BOX 3084 SANATA BARBARA, CA 93130	NONE EXEMPT	GENERAL	10,360.
MY JEWISH LEARNING 377 5TH AVENUE, 2ND FLOOR NEW YORK, NY 10016	NONE EXEMPT	GENERAL	5,000.
REVERE ROAD SYNAGOGUE 646 NORTH REVERE ROAD AKRON, OH 44333	NONE EXEMPT	GENERAL	5,150.

FORM 990PF, PART XV - GRANTS AND CONTRIBUTIONS PAID DURING THE YEARATTACHMENT 10 (CONT'D)

RECIPIENT NAME AND ADDRESS	RELATIONSHIP TO SUBSTANTIAL CONTRIBUTOR AND FOUNDATION STATUS OF RECIPIENT	PURPOSE OF GRANT OR CONTRIBUTION	AMOUNT
SAVE A CHILD'S HEART FOUNDATION 10050 CHAPEL ROAD, SUITE 18 POTOMAC, MD 20854	NONE EXEMPT	GENERAL	10,000.
SLINGSHOT FUND 110 EAST 59TH STREET, 26TH FLOOR NEW YORK, NY 10022	NONE EXEMPT	GENERAL	20,000.
MAYYIM HAYYIM 1838 WASHINGTON STREET NEWTON, MA 02466	NONE EXEMPT	GENERAL	5,000.
MECHON HADAR 190 AMSTERDAM AVENUE NEW YORK, NY 10023	NONE EXEMPT	GENERAL	11,000.
NCSY 24123 GREENFIELD ROAD, SUITE 207 SOUTHFIELD, MI 48075	NONE EXEMPT	GENERAL	10,000.
PRESENTENSE INSTITUTE 214 SULLIVAN STREET, SUITE 2A NEW YORK, NY 10012	NONE EXEMPT	GENERAL	20,000.

FORM 990PF, PART XV - GRANTS AND CONTRIBUTIONS PAID DURING THE YEAR

ATTACHMENT 10 (CONT'D)

RELATIONSHIP TO SUBSTANTIAL CONTRIBUTOR
AND

RECIPIENT NAME AND ADDRESS	FOUNDATION STATUS OF RECIPIENT	PURPOSE OF GRANT OR CONTRIBUTION	AMOUNT
SHAW JCC OF AKRON 750 WHITE FOND DRIVE AKRON, OH 44320	NONE EXEMPT	GENERAL	10,000.
SH'MA INSTITUTE ONE GOJO PLAZA, SUITE 350 AKRON, OH 44311	NONE EXEMPT	GENERAL	225,000.
RAVSAK 120 WEST 97TH STREET NEW YORK, NY 10025	NONE EXEMPT	GENERAL	5,000.
EVERETT CENTER 36 MASSEY AVENUE, PO BOX 315 CHAUTAQUA, NY 14722	NONE EXEMPT	GENERAL	1,800.
BETH EL CONGREGATION 464 SOUTH HAWKINS AVENUE AKRON, OH 44320	NONE EXEMPT	GENERAL	2,700.
UPSTART 332 PINE ST, SUITE 600 SAN FRANCISCO, CA 94104	NONE EXEMPT	GENERAL	10,000.

TOTAL CONTRIBUTIONS PAID 1,941,786.

FORM 990PF, PART XV - CONTRIBUTIONS APPROVED FOR FUTURE PAYMENTATTACHMENT II

<u>RECIPIENT NAME AND ADDRESS</u>	<u>RELATIONSHIP TO SUBSTANTIAL CONTRIBUTOR AND FOUNDATION STATUS OF RECIPIENT</u>	<u>PURPOSE OF GRANT OR CONTRIBUTION</u>	<u>AMOUNT</u>
JESNA 318 WEST 39TH STREET, 5TH FLOOR NEW YORK, NY 10018	NONE EXEMPT	GENERAL	90,000.
JOSHUA VENTURE 45 WEST 36TH STREET, 8TH FLOOR NEW YORK, NY 10018	NONE EXEMPT	GENERAL	20,000.
HAZON 45 WEST 36TH STREET, 8TH FLOOR NEW YORK, NY 10018	NONE EXEMPT	GENERAL	43,750.
JCBA 750 WHITE POND DRIVE AKRON, OH 44320	NONE EXEMPT	GENERAL	260,000.
EVERETT CENTER 36 MASSEY AVENUE, PO BOX 315 CHAUTAQUA, NY 14722	NONE EXEMPT	GENERAL	6,800.
INTERFAITHFAMILY.COM 90 OAK STREET, PO BOX 428 NEWTON, MA 02464	NONE EXEMPT	GENERAL	20,000.

FORM 990PF, PART XV - CONTRIBUTIONS APPROVED FOR FUTURE PAYMENT

ATTACHMENT 11 (CONT'D)

RELATIONSHIP TO SUBSTANTIAL CONTRIBUTOR
AND

<u>RECIPIENT NAME AND ADDRESS</u>	<u>FOUNDATION STATUS OF RECIPIENT</u>	<u>PURPOSE OF GRANT OR CONTRIBUTION</u>	<u>AMOUNT</u>
MECHON HADAR 190 AMSTERDAM AVENUE NEW YORK, NY 10023	NONE EXEMPT	GENERAL	10,000.
PRESENTENSE GROUP, INC. 214 SULLIVAN STREET, SUITE 2A NEW YORK, NY 10012	NONE EXEMPT	GENERAL	20,000.
REVERE ROAD SYNAGOGUE 646 NORTH REVERE ROAD AKRON, OH 44333	NONE EXEMPT	GENERAL	894,000.
TOTAL CONTRIBUTIONS APPROVED			<u>1,364,550.</u>

**SCHEDULE D
(Form 1041)**

Capital Gains and Losses

OMB No 1545-0092

2011

Department of the Treasury
Internal Revenue Service

▶ **Attach to Form 1041, Form 5227, or Form 990-T. See the Instructions for Schedule D (Form 1041) (also for Form 5227 or Form 990-T, if applicable).**

Name of estate or trust

Employer identification number

LIPPMAN KANFER FAMILY FOUNDATION

34-0974875

Note: Form 5227 filers need to complete *only* Parts I and II.

Part I Short-Term Capital Gains and Losses - Assets Held One Year or Less

(a) Description of property (Example 100 shares 7% preferred of "Z" Co)	(b) Date acquired (mo, day, yr)	(c) Date sold (mo, day, yr)	(d) Sales price	(e) Cost or other basis (see instructions)	(f) Gain or (loss) for the entire year Subtract (e) from (d)
1a					

b Enter the short-term gain or (loss), if any, from Schedule D-1, line 1b	1b	-46,578.
2 Short-term capital gain or (loss) from Forms 4684, 6252, 6781, and 8824	2	
3 Net short-term gain or (loss) from partnerships, S corporations, and other estates or trusts	3	-31,777.
4 Short-term capital loss carryover. Enter the amount, if any, from line 9 of the 2010 Capital Loss Carryover Worksheet	4	()
5 Net short-term gain or (loss). Combine lines 1a through 4 in column (f). Enter here and on line 13, column (3) on the back	5	-78,355.

Part II Long-Term Capital Gains and Losses - Assets Held More Than One Year

(a) Description of property (Example 100 shares 7% preferred of "Z" Co)	(b) Date acquired (mo, day, yr)	(c) Date sold (mo, day, yr)	(d) Sales price	(e) Cost or other basis (see instructions)	(f) Gain or (loss) for the entire year Subtract (e) from (d)
6a					

b Enter the long-term gain or (loss), if any, from Schedule D-1, line 6b	6b	402,239.
7 Long-term capital gain or (loss) from Forms 2439, 4684, 6252, 6781, and 8824	7	
8 Net long-term gain or (loss) from partnerships, S corporations, and other estates or trusts	8	24,616.
9 Capital gain distributions	9	
10 Gain from Form 4797, Part I	10	
11 Long-term capital loss carryover. Enter the amount, if any, from line 14 of the 2010 Capital Loss Carryover Worksheet	11	()
12 Net long-term gain or (loss). Combine lines 6a through 11 in column (f). Enter here and on line 14a, column (3) on the back	12	426,855.

For Paperwork Reduction Act Notice, see the Instructions for Form 1041.

Schedule D (Form 1041) 2011

Part III Summary of Parts I and II		(1) Beneficiaries' (see instr)	(2) Estate's or trust's	(3) Total
Caution: Read the instructions before completing this part.				
13	Net short-term gain or (loss)	13		-78,355.
14	Net long-term gain or (loss):			
a	Total for year	14a		426,855.
b	Unrecaptured section 1250 gain (see line 18 of the wrksht.)	14b		
c	28% rate gain	14c		
15	Total net gain or (loss). Combine lines 13 and 14a	15		348,500.

Note: If line 15, column (3), is a net gain, enter the gain on Form 1041, line 4 (or Form 990-T, Part I, line 4a) If lines 14a and 15, column (2), are net gains, go to Part V, and do not complete Part IV. If line 15, column (3), is a net loss, complete Part IV and the **Capital Loss Carryover Worksheet**, as necessary

Part IV Capital Loss Limitation

16	Enter here and enter as a (loss) on Form 1041, line 4 (or Form 990-T, Part I, line 4c, if a trust), the smaller of: a The loss on line 15, column (3) or b \$3,000	16	()
-----------	---	-----------	-----

Note: If the loss on line 15, column (3), is more than \$3,000, or if Form 1041, page 1, line 22 (or Form 990-T, line 34), is a loss, complete the **Capital Loss Carryover Worksheet** in the instructions to figure your capital loss carryover

Part V Tax Computation Using Maximum Capital Gains Rates

Form 1041 filers. Complete this part **only** if both lines 14a and 15 in column (2) are gains, or an amount is entered in Part I or Part II and there is an entry on Form 1041, line 2b(2), and Form 1041, line 22, is more than zero

Caution: Skip this part and complete the **Schedule D Tax Worksheet** in the instructions if:
 • Either line 14b, col (2) or line 14c, col. (2) is more than zero, or
 • Both Form 1041, line 2b(1), and Form 4952, line 4g are more than zero.

Form 990-T trusts. Complete this part **only** if both lines 14a and 15 are gains, or qualified dividends are included in income in Part I of Form 990-T, and Form 990-T, line 34, is more than zero. Skip this part and complete the **Schedule D Tax Worksheet** in the instructions if either line 14b, col (2) or line 14c, col (2) is more than zero

17	Enter taxable income from Form 1041, line 22 (or Form 990-T, line 34)	17		
18	Enter the smaller of line 14a or 15 in column (2) but not less than zero	18		
19	Enter the estate's or trust's qualified dividends from Form 1041, line 2b(2) (or enter the qualified dividends included in income in Part I of Form 990-T)	19		
20	Add lines 18 and 19	20		
21	If the estate or trust is filing Form 4952, enter the amount from line 4g; otherwise, enter -0-	21		
22	Subtract line 21 from line 20. If zero or less, enter -0-	22		
23	Subtract line 22 from line 17. If zero or less, enter -0-	23		
24	Enter the smaller of the amount on line 17 or \$2,300	24		
25	Is the amount on line 23 equal to or more than the amount on line 24? <input type="checkbox"/> Yes. Skip lines 25 and 26; go to line 27 and check the "No" box. <input type="checkbox"/> No. Enter the amount from line 23	25		
26	Subtract line 25 from line 24	26		
27	Are the amounts on lines 22 and 26 the same? <input type="checkbox"/> Yes. Skip lines 27 thru 30, go to line 31 <input type="checkbox"/> No. Enter the smaller of line 17 or line 22	27		
28	Enter the amount from line 26 (If line 26 is blank, enter -0-)	28		
29	Subtract line 28 from line 27	29		
30	Multiply line 29 by 15% (.15)	30		
31	Figure the tax on the amount on line 23. Use the 2011 Tax Rate Schedule for Estates and Trusts (see the Schedule G instructions in the instructions for Form 1041)	31		
32	Add lines 30 and 31	32		
33	Figure the tax on the amount on line 17. Use the 2011 Tax Rate Schedule for Estates and Trusts (see the Schedule G instructions in the instructions for Form 1041)	33		
34	Tax on all taxable income. Enter the smaller of line 32 or line 33 here and on Form 1041, Schedule G, line 1a (or Form 990-T, line 36)	34		

**SCHEDULE D-1
(Form 1041)**

Department of the Treasury
Internal Revenue Service

**Continuation Sheet for Schedule D
(Form 1041)**

▶ See instructions for Schedule D (Form 1041).
▶ Attach to Schedule D to list additional transactions for lines 1a and 6a.

OMB No 1545-0092

2011

Name of estate or trust LIPPMAN KANFER FAMILY FOUNDATION	Employer identification number 34-0974875
--	---

Part I Short-Term Capital Gains and Losses - Assets Held One Year or Less

(a) Description of property (Example 100 sh 7% preferred of "Z" Co)	(b) Date acquired (mo , day, yr)	(c) Date sold (mo , day, yr)	(d) Sales price	(e) Cost or other basis (see instructions)	(f) Gain or (loss) Subtract (e) from (d)
1a WELLS FARGO ACCT 2059-8417	VARIOUS	VARIOUS	128,464.	133,947.	-5,483.
WELLS FARGO ACCT 4355-8319	VARIOUS	VARIOUS	1,509,566.	1,506,851.	2,715.
WELLS FARGO ACCT 2355-8154	VARIOUS	VARIOUS	2,845,932.	2,866,600.	-20,668.
WELLS FARGO ACCT 8829-4326	VARIOUS	VARIOUS	57,628.	61,387.	-3,759.
WELLS FARGO ACCT 1915-7197	VARIOUS	VARIOUS	53,896.	73,279.	-19,383.

1b Total. Combine the amounts in column (f) Enter here and on Schedule D, line 1b **-46,578.**

Name of estate or trust as shown on Form 1041 Do not enter name and employer identification number if shown on the other side

Employer identification number

Part II Long-Term Capital Gains and Losses - Assets Held More Than One Year

(a) Description of property (Example 100 sh 7% preferred of "Z" Co)	(b) Date acquired (mo., day, yr)	(c) Date sold (mo., day, yr)	(d) Sales price	(e) Cost or other basis (see instructions)	(f) Gain or (loss) Subtract (e) from (d)
6a WELLS FARGO ACCT 2059-8417	VARIOUS	VARIOUS	6,076,095.	6,517,484.	-441,389.
WELLS FARGO ACCT 4355-8319	VARIOUS	VARIOUS	850,589.	672,013.	178,576.
WELLS FARGO ACCT 2355-8154	VARIOUS	VARIOUS	823,730.	619,131.	204,599.
WELLS FARGO ACCT 8829-4326	VARIOUS	VARIOUS	256,204.	157,809.	98,395.
WELLS FARGO ACCT 1915-7197	VARIOUS	VARIOUS	590,521.	563,159.	27,362.
959.047 SHRS K2 OVERSEAS LONG SHORT FUND I LTD	VARIOUS	VARIOUS	1,293,934.	959,238.	334,696.
6b Total. Combine the amounts in column (f) Enter here and on Schedule D, line 6b					402,239.



Annual Statement Information

Account Number: 2059-8417
 Command Account Number: 9076105026
 LIPPMAN KANFER FAMILY
 FOUNDATION ATTN: LOU COLELLA
 For Banking Inquiries call: 1-888-215-3904

Realized Gain/Loss

This Information is provided for courtesy purposes only. Each individual taxpayer should consult with a Tax Advisor as to any additional reporting requirements or adjustments. **THIS INFORMATION IS NOT VERIFIED OR GUARANTEED BY FIRST CLEARING, LLC TO BE ACCURATE FOR EACH TAXPAYER'S UNIQUE REPORTING REQUIREMENTS. THEREFORE, YOU SHOULD NEVER ASSUME THIS STATEMENT IS ACCURATE IN LIEU OF COMPLETING YOUR TAX RETURN AND CONSULTING WITH YOUR TAX ADVISOR.**

Federal tax reporting requirements will create differences between the information presented here and what appears on your Form 1099-B, including but not limited to the following situations:

* Cost basis for many fixed income tax lots has been amortized (for securities purchased at a premium) or accreted (for securities purchased at a discount), when possible, for applicable securities. For securities that were purchased at an Original Issue Discount (OID), only those positions whose cost basis has been adjusted will reflect the impacts of the OID accruals on the original cost basis. The original issue discount amount reported on your Form 1099-OID is not adjusted for market discount, acquisition premium or bond premium. Therefore, the amortization and accretion adjustments used on this statement may not be consistent with the Form 1099-OID amount because the reporting requirements on the Form 1099-OID are different.

* The Original Price represents the unadjusted price of the security. The Original Price can be used to calculate the original unadjusted cost of the security.

* Long-term capital gains reported by a RIC or REIT appear on Form 1099-DIV only, as noted in the instructions for that form.

* Lots closed due to transfers or journals will not be reflected in the Realized Gain/Loss Statement, or on the Form 1099-B.

	COVERED	NONCOVERED	TOTAL
Short term	\$0.00	-\$5,483.02	-\$5,483.02
Long term	\$0.00	-\$441,389.52	-\$441,389.52
Other term	Not applicable	\$0.00	\$0.00
Index options	Not applicable	\$0.00	\$0.00
Total - Realized Gain/Loss	\$0.00	-\$446,872.54	-\$446,872.54

Realized Gain/Loss Detail


Short Term	Description	Noncovered	Share Quantity	Adjusted Price/Original Price	Date Acquired	Close Date	Proceeds	Adjusted Cost/Original Cost	Gain or Loss Amount
	ARTIO GLOBAL INV FUNDS								
	INTL EQUITY FD CL I	X	1,969.83700	29.9200	12/30/10	09/16/11	50,880.90	58,937.52	-8,056.62
	VANGUARD TOTAL BD MKT								
	INDEX FUND CL-INV	X	658.22500	10.8000	12/01/10	11/02/11	7,279.97	7,108.83	171.14
		X	743.13200	10.5500	12/28/10	11/02/11	8,219.04	7,840.04	379.00
		X	383.55200	10.5500	12/28/10	11/02/11	4,242.08	4,046.47	195.61

Annual Statement Information

Account Number: 2059-8417
 Command Account Number: 9076105026
 LIPPMAN KANFER FAMILY
 FOUNDATION ATTN: LOU COLELLA
 For Banking Inquiries call: 1-888-215-3904

Realized Gain/Loss

Short Term		Continued		Noncovered	Share Quantity	Adjusted Price/ Original Price	Date Acquired	Close Date	Proceeds	Adjusted Cost/ Original Cost	Gain or Loss Amount
Description											
	X	688.45800	10.6000	01/03/11	11/02/11	7,614.35	7,297.65	316.70			
	X	692.28200	10.5800	02/01/11	11/02/11	7,656.65	7,324.34	332.31			
	X	659.26800	10.5700	03/01/11	11/02/11	7,291.51	6,968.46	323.05			
	X	609.30700	10.5400	04/01/11	11/02/11	6,738.94	6,422.10	316.84			
	X	374.30800	10.6500	05/02/11	11/02/11	4,139.85	3,986.38	153.47			
	X	374.50000	10.7600	06/01/11	11/02/11	4,141.97	4,029.62	112.35			
	X	368.59600	10.6900	07/01/11	11/02/11	4,076.68	3,940.29	136.39			
	X	366.64500	10.8300	08/01/11	11/02/11	4,055.10	3,970.76	84.34			
	X	364.95500	10.9600	09/01/11	11/02/11	4,036.41	3,999.91	36.50			
	X	354.62300	11.0300	10/03/11	11/02/11	3,922.15	3,911.49	10.66			
	X	353.55800	11.0200	11/01/11	12/20/11	3,899.74	3,896.21	3.53			
	X	24.34300	10.9600	12/01/11	12/20/11	268.51	266.80	1.71			
		7,015.75200				77,582.95	75,009.35	2,573.60			
Subtotal											
TOTAL SHORT TERM GAINS OR LOSSES FOR COVERED SECURITIES											
TOTAL SHORT TERM GAINS OR LOSSES FOR NONCOVERED SECURITIES											
						\$0.00	\$0.00	\$0.00			
TOTAL SHORT TERM GAINS OR LOSSES FOR NONCOVERED SECURITIES											
						\$128,463.85	\$133,946.87	-\$5,483.02			
TOTAL SHORT TERM GAINS OR LOSSES FOR NONCOVERED SECURITIES											
Long Term											
Description		Noncovered	Share Quantity	Adjusted Price/ Original Price	Date Acquired	Close Date	Proceeds	Adjusted Cost/ Original Cost	Gain or Loss Amount		
ARTIO GLOBAL INV FUNDS	X		46,656.29899	32.1500	06/30/05	09/16/11	1,205,132.20	1,500,000.00	-294,867.80		
INTL EQUITY FD CL I	X		1,438.61799	36.4100	12/29/05	09/16/11	37,159.50	52,380.09	-15,220.59		
	X		684.73699	36.4100	12/29/05	09/16/11	17,686.75	24,931.26	-7,244.51		
	X		5,292.40500	37.7900	01/04/06	09/16/11	136,702.82	200,000.00	-63,297.18		
	X		482.81000	42.9600	12/29/06	09/16/11	12,470.98	20,741.50	-8,270.52		
	X		3,564.51399	42.9600	12/29/06	09/16/11	92,071.39	153,131.53	-61,060.14		
	X		1,679.34299	42.9600	12/29/06	09/16/11	43,377.43	72,144.56	-28,767.13		



Annual Statement Information

Account Number: 2059-8417
 Command Account Number: 9076105026
 LIPPMAN KANFER FAMILY
 FOUNDATION ATTN: LOU COLELLA
 For Banking Inquiries call: 1-888-215-3904

Realized Gain/Loss

Long Term Description	Continued	Noncovered	Share Quantity	Adjusted Price/ Original Price	Date Acquired	Close Date	Proceeds	Adjusted Cost/ Original Cost	Gain or Loss Amount
		X	1,118.44099	44.4400	12/31/07	09/16/11	28,889.33	49,703.51	-20,814.18
		X	5,995.37399	44.4400	12/31/07	09/16/11	154,860.51	266,434.42	-111,573.91
		X	1,077.66899	44.4400	12/31/07	09/16/11	27,836.19	47,891.60	-20,055.41
		X	1,576.19808	24.3000	01/05/09	09/16/11	40,713.19	38,301.60	2,411.59
		X	8,503.40100	23.5200	05/14/09	09/16/11	219,642.85	200,000.00	19,642.85
		X	8,100.44600	24.6900	07/02/09	09/16/11	209,234.52	200,000.00	9,234.52
		X	6,526.89700	28.4200	12/31/09	09/16/11	168,589.76	185,494.40	-16,904.64
		X	7,593.01400	26.3400	06/18/10	09/16/11	196,127.56	200,000.00	-3,872.44
			100,290.16600				2,590,494.98	3,211,154.47	-620,659.49
PIMCO FDS PAC INVT									
MGMT SER TOTAL RETURN FD									
INSTL CL		X	68,493.15100	10.8100	06/30/05	11/01/11	750,000.00	740,410.97	9,589.03
VANGUARD TOTAL BD MKT									
INDEX FUND CL-INV		X	117,924.52800	10.3000	06/30/05	03/21/11	1,250,000.00	1,214,622.64	35,377.36
		X	3,714.21800	10.3000	06/30/05	11/02/11	41,079.25	38,256.44	2,822.81
		X	540.80700	10.1600	08/01/05	11/02/11	5,981.32	5,494.60	486.72
		X	538.24800	10.2600	09/01/05	11/02/11	5,953.02	5,522.42	430.60
		X	538.66600	10.1100	10/03/05	11/02/11	5,957.64	5,445.91	511.73
		X	562.42500	9.9900	11/01/05	11/02/11	6,220.42	5,618.63	601.79
		X	558.60600	10.0000	12/01/05	11/02/11	6,178.18	5,586.06	592.12
		X	576.23600	10.0600	01/03/06	11/02/11	6,373.17	5,796.93	576.24
		X	32,242.06300	10.0800	01/05/06	11/02/11	356,597.22	325,000.00	31,597.22
		X	689.08100	10.0100	02/01/06	11/02/11	7,621.23	6,897.70	723.53
		X	680.81200	10.0100	03/01/06	11/02/11	7,529.78	6,814.93	714.85
		X	741.28700	9.8700	04/03/06	11/02/11	8,198.63	7,316.50	882.13
		X	690.35100	9.8100	05/01/06	11/02/11	7,635.28	6,772.34	862.94

Annual Statement Information

Account Number: 2059-8417
 Command Account Number: 9076105026
 LIPPMAN KANFER FAMILY
 FOUNDATION ATTN: LOU COLELLA
 For Banking Inquiries call: 1-888-215-3904

Realized Gain/Loss

Long Term Description	Continued	Noncovered	Share Quantity	Adjusted Price/ Original Price	Date Acquired	Close Date	Proceeds	Adjusted Cost/ Original Cost	Gain or Loss Amount
		X	48,11400	9.8100	05/02/06	11/02/11	532.14	472.00	60.14
		X	767,99400	9.7600	06/01/06	11/02/11	8,494.01	7,495.62	998.39
		X	762,57000	9.7300	07/03/06	11/02/11	8,434.02	7,419.81	1,014.21
		X	775,73900	9.8200	08/01/06	11/02/11	8,579.67	7,617.76	961.91
		X	773,89400	9.9400	09/01/06	11/02/11	8,559.26	7,692.51	866.75
		X	762,26400	9.9800	10/02/06	11/02/11	8,430.64	7,607.39	823.25
		X	756,06300	10.0100	11/01/06	11/02/11	8,362.05	7,568.19	793.86
		X	25,09400	10.0100	11/16/06	11/02/11	277.53	251.19	26.34
		X	766,66600	10.0800	12/01/06	11/02/11	8,479.32	7,727.99	751.33
		X	796,45400	9.9900	01/03/07	11/02/11	8,808.78	7,956.58	852.20
		X	800,14500	9.9400	02/01/07	11/02/11	8,849.60	7,953.44	896.16
		X	751,29800	10.0500	03/01/07	11/02/11	8,309.35	7,550.54	758.81
		X	809,17400	10.0100	04/02/07	11/02/11	8,949.46	8,099.83	849.63
		X	791,90700	10.0200	05/01/07	11/02/11	8,758.49	7,934.91	823.58
		X	15,120,96800	9.9200	05/23/07	11/02/11	167,237.92	150,000.00	17,237.92
		X	841,16900	9.9000	06/01/07	11/02/11	9,303.32	8,327.57	975.75
		X	886,92100	9.8200	07/02/07	11/02/11	9,809.34	8,709.56	1,099.78
		X	903,53800	9.8600	08/01/07	11/02/11	9,993.13	8,908.88	1,084.25
		X	898,24700	9.9500	09/04/07	11/02/11	9,934.61	8,937.56	997.05
		X	30,181,08700	9.9400	09/04/07	11/02/11	333,802.86	300,000.00	33,802.86
		X	994,39800	9.9800	10/01/07	11/02/11	10,998.04	9,924.09	1,073.95
		X	1,029,65800	10.0300	11/01/07	11/02/11	11,388.01	10,327.47	1,060.54
		X	998,27200	10.1700	12/03/07	11/02/11	11,040.88	10,152.43	888.45
		X	1,014,97000	10.1600	01/02/08	11/02/11	11,225.57	10,312.10	913.47
		X	994,79500	10.3000	02/01/08	11/02/11	11,002.43	10,246.39	756.04



Annual Statement Information

Account Number: 2059-8417
 Command Account Number: 9076105026
 LIPPMAN KANFER FAMILY
 FOUNDATION ATTN: LOU COLELLA
 For Banking Inquiries call: 1-888-215-3904

Realized Gain/Loss

Long Term Description	Continued	Noncovered	Share Quantity	Adjusted Price/ Original Price	Date Acquired	Close Date	Proceeds	Adjusted Cost/ Original Cost	Gain or Loss Amount
		X	950.86800	10.2700	03/03/08	11/02/11	10,516.60	9,765.41	751.19
		X	978.74300	10.2600	04/01/08	11/02/11	10,824.89	10,041.90	782.99
		X	957.03700	10.1800	05/01/08	11/02/11	10,584.83	9,742.64	842.19
		X	989.80200	10.0700	06/02/08	11/02/11	10,947.21	9,967.31	979.90
		X	986.08400	10.0300	07/01/08	11/02/11	10,906.09	9,890.42	1,015.67
		X	1,010.73300	9.9900	08/01/08	11/02/11	11,178.70	10,097.22	1,081.48
		X	1,007.96000	10.0200	09/02/08	11/02/11	11,148.04	10,099.76	1,048.28
		X	1,015.17400	9.8700	10/03/08	11/02/11	11,227.82	10,019.77	1,208.05
		X	1,062.02900	9.5800	11/03/08	11/02/11	11,746.04	10,174.24	1,571.80
		X	1,004.89500	9.8900	12/01/08	11/02/11	11,114.14	9,938.41	1,175.73
		X	975.65300	10.1800	01/02/09	11/02/11	10,790.72	9,932.15	858.57
		X	1,002.27700	10.0700	02/02/09	11/02/11	11,085.18	10,092.93	992.25
		X	970.20200	9.9900	03/02/09	11/02/11	10,730.43	9,692.32	1,038.11
		X	976.20600	10.1000	04/01/09	11/02/11	10,796.84	9,859.68	937.16
		X	931.80800	10.1000	05/01/09	11/02/11	10,305.80	9,411.26	894.54
		X	923.36700	10.1500	06/01/09	11/02/11	10,212.44	9,372.18	840.26
		X	897.66700	10.1700	07/01/09	11/02/11	9,928.20	9,129.27	798.93
		X	903.29400	10.2800	08/03/09	11/02/11	9,990.43	9,285.86	704.57
		X	877.02300	10.3500	09/01/09	11/02/11	9,699.87	9,077.19	622.68
		X	838.33000	10.4400	10/01/09	11/02/11	9,271.93	8,752.17	519.76
		X	841.36500	10.4500	11/02/09	11/02/11	9,305.50	8,792.26	513.24
		X	813.68300	10.5600	12/01/09	11/02/11	8,999.33	8,592.49	406.84
		X	854.46000	10.3500	01/04/10	11/02/11	9,450.33	8,843.66	606.67
		X	836.18400	10.4800	02/01/10	11/02/11	9,248.20	8,763.21	484.99
		X	760.70800	10.4700	03/01/10	11/02/11	8,413.43	7,964.61	448.82

Annual Statement Information

Account Number: 2059-8417
 Command Account Number: 9076105026
 LIPPMAN KANFER FAMILY
 FOUNDATION ATTN: LOU COLELLA
 For Banking Inquiries call: 1-888-215-3904

Realized Gain/Loss

Long Term Description	Continued	Noncovered	Share Quantity	Adjusted Price/Original Price	Date Acquired	Close Date	Proceeds	Adjusted Cost/Original Cost	Gain or Loss Amount
		X	748,04300	10.4300	04/01/10	11/02/11	8,273.36	7,802.09	471.27
		X	720,30500	10.5100	05/03/10	11/02/11	7,966.57	7,570.41	396.16
		X	743,63800	10.5700	06/01/10	11/02/11	8,224.64	7,860.25	364.39
		X	701,46700	10.7100	07/01/10	11/02/11	7,758.23	7,512.71	245.52
		X	700,58300	10.7800	08/02/10	11/02/11	7,748.45	7,552.28	196.17
		X	679,93200	10.9100	09/01/10	11/02/11	7,520.05	7,418.06	101.99
		X	662,19500	10.8800	10/01/10	11/02/11	7,323.88	7,204.68	119.20
		X	675,95300	10.8900	11/01/10	11/02/11	7,476.04	7,361.13	114.91
			252,246,39500				2,735,599.78	2,565,918.84	169,680.94
TOTAL LONG TERM GAINS OR LOSSES FOR COVERED SECURITIES								\$0.00	\$0.00
TOTAL LONG TERM GAINS OR LOSSES FOR NONCOVERED SECURITIES								\$6,076,094.76	-\$441,389.52



Annual Statement Information

Account Number: 4355-8319
 LIPPMAN KANFER FAMILY
 FOUNDATION ATTN: LOU COLELLA

Realized Gain/Loss

This information is provided for courtesy purposes only. Each individual taxpayer should consult with a Tax Advisor as to any additional reporting requirements or adjustments. THIS INFORMATION IS NOT VERIFIED OR GUARANTEED BY FIRST CLEARING, LLC TO BE ACCURATE FOR EACH TAXPAYER'S UNIQUE REPORTING REQUIREMENTS. THEREFORE, YOU SHOULD NEVER ASSUME THIS STATEMENT IS ACCURATE IN LIEU OF COMPLETING YOUR TAX RETURN AND CONSULTING WITH YOUR TAX ADVISOR.

Federal tax reporting requirements will create differences between the information presented here and what appears on your Form 1099-B, including but not limited to the following situations:

* Cost basis for many fixed income tax lots has been amortized (for securities purchased at a premium) or accreted (for securities purchased at a discount), when possible, for applicable securities. For securities that were purchased at an Original Issue Discount (OID), only those positions whose cost basis has been adjusted will reflect the impacts of the OID accruals on the original cost basis. The original issue discount amount reported on your Form 1099-OID is not adjusted for market discount, acquisition premium or bond premium. Therefore, the amortization and accretion adjustments used on this statement may not be consistent with the Form 1099-OID amount because the reporting requirements on the Form 1099-OID are different.

* The Original Price represents the unadjusted price of the security. The Original Price can be used to calculate the original unadjusted cost of the security.

* Long-term capital gains reported by a RIC or REIT appear on Form 1099-DIV only, as noted in the instructions for that form.

* Lots closed due to transfers or journals will not be reflected in the Realized Gain/Loss Statement, or on the Form 1099-B.

REALIZED GAIN/LOSS SUMMARY

	COVERED	NONCOVERED	TOTAL
Short term	-\$92,607.44	\$95,323.07	\$2,715.63
Long term	\$0.00	\$178,577.04	\$178,577.04
Other term	Not applicable	\$0.00	\$0.00
Index options	Not applicable	\$0.00	\$0.00
Total - Realized Gain/Loss	-\$92,607.44	\$273,900.11	\$181,292.67

Realized Gain/Loss Detail

Short Term	Description	Noncovered	Share Quantity	Adjusted Price/Original Price	Date Acquired	Close Date	Proceeds	Adjusted Cost/Original Cost	Gain or Loss Amount
	ADOBE SYSTEMS INC	X	461.00000	29.6357	11/11/10	04/27/11	15,287.02	13,662.06	1,624.96
	ALLEGHENY TECHNOLOGIES INC	X	313.00000	47.3582	10/18/10	10/04/11	10,223.22	14,823.12	-4,599.90
			35.00000	63.3833	03/14/11	10/04/11	1,143.18	2,218.42	-1,075.24
	Subtotal		348.00000				11,366.40	17,041.54	-5,675.14

Annual Statement Information

Account Number: 4355-8319
 LIPPMAN KANFER FAMILY
 FOUNDATION ATTN: LOU COLELLA

Realized Gain/Loss

Short Term Description	Continued	Noncovered	Share Quantity	Adjusted Price/Original Price	Date Acquired	Close Date	Proceeds	Adjusted Cost/Original Cost	Gain or Loss Amount
AMERICAN TOWER CORP									
CL A		X	275.00000	42.5913	04/09/10	01/19/11	13,475.57	11,712.61	1,762.96
		X	223.00000	42.5913	04/09/10	02/22/11	12,004.92	9,497.85	2,507.07
		X	279.00000	42.5913	04/09/10	04/06/11	14,191.86	11,882.96	2,308.90
		X	311.00000	41.9260	06/04/10	04/06/11	15,819.62	13,038.99	2,780.63
Subtotal			1,088.00000				55,491.97	46,132.41	9,359.56
BAKER HUGHES INC									
			100.00000	66.4988	01/28/11	08/10/11	5,893.25	6,649.88	-756.63
			340.00000	66.4988	01/28/11	09/29/11	17,028.33	22,609.59	-5,581.26
Subtotal			440.00000				22,921.58	29,259.47	-6,337.89
BOEING CO		X	67.00000	64.6063	05/27/10	03/16/11	4,527.54	4,328.63	198.91
BORG WARNER INC		X	145.00000	42.1895	07/14/10	05/17/11	10,292.99	6,117.48	4,175.51
		X	101.00000	42.1895	07/14/10	05/25/11	6,961.38	4,261.13	2,700.25
		X	67.00000	45.1956	08/11/10	05/25/11	4,617.96	3,028.11	1,589.85
Subtotal			313.00000				21,872.33	13,406.72	8,465.61
CAMERON INTERNATINL CRP		X	250.00000	37.3408	08/13/10	05/18/11	11,996.94	9,335.20	2,661.74
		X	169.00000	37.3408	08/13/10	05/24/11	7,930.13	6,310.60	1,619.53
		X	252.00000	37.3408	08/13/10	06/01/11	11,634.86	9,409.87	2,224.99
Subtotal			671.00000				31,561.93	25,055.67	6,506.26
CANADIAN NATURAL RESOURCES LTD		X	310.00000	35.9207	10/22/10	10/05/11	9,112.27	11,135.42	-2,023.15
		X	129.00000	39.3189	11/15/10	10/05/11	3,791.89	5,072.14	-1,280.25
Subtotal			439.00000				12,904.16	16,207.56	-3,303.40
CATERPILLAR INC		X	83.00000	68.6903	07/27/10	05/12/11	8,962.72	5,701.30	3,261.42
		X	55.00000	68.6903	07/27/10	05/13/11	5,967.04	3,777.97	2,189.07
		X	125.00000	68.6903	07/27/10	05/16/11	13,261.95	8,586.29	4,675.66



Annual Statement Information

Account Number: 4355-8319
 LIPPMAN KANFER FAMILY
 FOUNDATION ATTN: LOU COLELLA

Realized Gain/Loss

Short Term Description	Continued	Noncovered	Share Quantity	Adjusted Price/Original Price	Date Acquired	Close Date	Proceeds	Adjusted Cost/Original Cost	Gain or Loss Amount
		X	64.00000	68.6903	07/27/10	06/13/11	6,095.80	4,396.18	1,699.62
			90.00000	105.0101	02/18/11	08/16/11	8,096.70	9,450.91	-1,354.21
			417.00000				42,384.21	31,912.65	10,471.56
CELGENE CORP		X	475.00000	59.6495	05/05/10	02/08/11	24,050.58	28,333.50	-4,282.92
		X	195.00000	61.6459	11/01/10	02/08/11	9,873.41	12,020.95	-2,147.54
			670.00000				33,923.99	40,354.45	-6,430.46
CHECK POINT SOFTWARE TECH LTD		X	176.00000	32.6466	07/13/10	05/19/11	9,637.59	5,745.81	3,891.78
		X	148.00000	32.6466	07/13/10	05/24/11	7,895.27	4,831.70	3,063.57
		X	163.00000	32.6466	07/13/10	06/22/11	8,788.14	5,321.39	3,466.75
		X	327.00000	36.4565	09/30/10	08/04/11	17,609.99	11,921.28	5,688.71
			814.00000				43,930.99	27,820.18	16,110.81
CISCO SYSTEMS INC		X	462.00000	26.1785	03/19/10	02/11/11	8,728.67	12,094.46	-3,365.79
		X	907.00000	24.4356	08/10/10	02/11/11	17,136.17	22,163.09	-5,026.92
			1,369.00000				25,864.84	34,257.55	-8,392.71
CME GROUP INC		X	84.00000	313.9429	12/02/10	10/24/11	22,520.67	26,371.20	-3,850.53
COCA-COLA COMPANY		X	112.00000	57.2434	01/13/10	01/06/11	7,080.27	6,411.26	669.01
COGNIZANT TECHNOLOGY SOLUTIONS CORP CL A			176.00000	76.9374	03/22/11	06/14/11	12,396.02	13,540.99	-1,144.97
			175.00000	76.9374	03/22/11	08/03/11	12,564.40	13,464.04	-899.64
			13.00000	81.2327	04/27/11	08/03/11	933.36	1,056.03	-122.67
			147.00000	81.2327	04/27/11	08/10/11	9,203.24	11,941.20	-2,737.96
			511.00000				35,097.02	40,002.26	-4,905.24
COLGATE-PALMOLIVE CO		X	156.00000	80.4964	01/25/10	01/06/11	12,265.57	12,557.44	-291.87
CORNING INC		X	820.00000	17.2661	05/28/10	05/20/11	16,287.26	14,158.18	2,129.08

Annual Statement Information

Account Number: 4355-8319
LIPPMAN KANFER FAMILY
FOUNDATION ATTN: LOU COLELLA

Realized Gain/Loss

Short Term Description	Continued	Noncovered	Share Quantity	Adjusted Price/Original Price	Date Acquired	Close Date	Proceeds	Adjusted Cost/Original Cost	Gain or Loss Amount
		X	1,001.00000	17.5627	06/10/10	05/20/11	19,882.38	17,580.26	2,302.12
			1,821.00000				36,169.64	31,738.44	4,431.20
Subtotal									
CTRIP.COM INTERNATIONAL LTD ADR		X	189.00000	45.9675	11/17/10	02/11/11	8,164.26	8,687.86	-523.60
		X	159.00000	45.9675	11/17/10	02/14/11	6,400.56	7,308.84	-908.28
		X	173.00000	45.9675	11/17/10	02/16/11	6,912.59	7,952.37	-1,039.78
			521.00000				21,477.41	23,949.07	-2,471.66
Subtotal									
DEVON ENERGY CORP			227.00000	90.3005	03/04/11	06/24/11	17,403.27	20,498.21	-3,094.94
			74.00000	89.5493	03/09/11	06/24/11	5,673.32	6,626.65	-953.33
			301.00000				23,076.59	27,124.86	-4,048.27
Subtotal									
EOG RESOURCES INC		X	66.00000	98.6230	10/13/10	05/24/11	6,998.90	6,509.12	489.78
		X	75.00000	98.6230	10/13/10	09/22/11	5,808.77	7,396.73	-1,587.96
			141.00000				12,807.67	13,905.85	-1,098.18
Subtotal									
FIRST SOLAR INC			103.00000	153.9743	03/15/11	05/27/11	12,130.30	15,859.36	-3,729.06
			72.00000	153.9743	03/15/11	06/24/11	8,480.81	11,086.14	-2,605.33
			89.00000	160.2337	03/31/11	06/24/11	10,483.24	14,260.80	-3,777.56
			264.00000				31,094.35	41,206.30	-10,111.95
Subtotal									
FLOWERVE CORP			87.00000	127.9885	02/02/11	05/26/11	10,134.87	11,135.01	-1,000.14
			45.00000	127.9885	02/02/11	06/09/11	4,971.06	5,759.48	-788.42
			77.00000	127.9885	02/02/11	06/14/11	8,187.93	9,855.11	-1,667.18
			80.00000	128.3504	03/04/11	06/14/11	8,506.95	10,268.03	-1,761.08
			28.00000	128.6509	03/07/11	06/14/11	2,977.44	3,602.23	-624.79
			317.00000				34,778.25	40,619.86	-5,841.61
Subtotal									
FREEPORT-MCMORAN COPPER & GOLD INC CLASS B		X	129.00000	43.9648	10/04/10	04/14/11	6,709.13	5,671.47	1,037.66



Annual Statement Information

Account Number: 4355-8319
 LIPPMAN KANFER FAMILY
 FOUNDATION ATTN: LOU COLELLA

Realized Gain/Loss

Short Term Description	Continued	Noncovered	Share Quantity	Adjusted Price/Original Price	Date Acquired	Close Date	Proceeds	Adjusted Cost/Original Cost	Gain or Loss Amount
		X	243.00000	43.9648	10/04/10	05/05/11	12,265.23	10,683.46	1,581.77
		X	148.00000	43.9648	10/04/10	05/12/11	7,166.23	6,506.79	659.44
		X	28.00000	43.9648	10/04/10	05/23/11	1,325.88	1,231.01	94.87
		X	66.00000	48.1512	10/25/10	05/23/11	3,125.32	3,177.98	-52.66
		X	169.00000	48.1512	10/25/10	06/23/11	8,100.43	8,137.56	-37.13
		X	33.00000	48.1512	10/25/10	09/22/11	1,087.16	1,588.98	-501.82
		X	146.00000	47.5066	10/29/10	09/22/11	4,809.88	6,935.97	-2,126.09
		X	548.00000	47.5066	10/29/10	09/29/11	18,040.24	26,033.61	-7,993.37
		X	66.00000	53.6265	11/09/10	09/29/11	2,172.73	3,539.35	-1,366.62
		X	138.00000	51.9290	11/15/10	09/29/11	4,542.99	7,166.21	-2,623.22
			1,714.00000				69,345.22	80,672.39	-11,327.17
F5 NETWORKS INC		X	156.00000	88.2529	08/17/10	03/22/11	14,937.83	13,767.45	1,170.38
GILEAD SCIENCES INC			322.00000	42.9505	07/21/11	09/28/11	12,816.32	13,830.06	-1,013.74
HEWLETT-PACKARD COMPANY			849.00000	48.1400	02/08/11	06/23/11	29,446.74	40,870.86	-11,424.12
ILLUMINA INC			107.00000	66.4388	01/12/11	10/04/11	4,106.78	7,108.96	-3,002.18
			172.00000	66.4388	01/12/11	12/12/11	4,675.18	11,427.47	-6,752.29
			279.00000				8,781.96	18,536.43	-9,754.47
INTEL CORP			459.00000	23.3412	05/19/11	11/04/11	10,930.23	10,713.62	216.61
JOHNSON & JOHNSON			116.00000	65.9388	05/12/11	11/04/11	7,422.82	7,648.91	-226.09
			277.00000	65.9388	05/12/11	12/05/11	17,642.48	18,265.05	-622.57
			393.00000				25,065.30	25,913.96	-848.66
KIMBERLY-CLARK CORP			171.00000	69.5745	09/23/11	12/06/11	12,085.58	11,897.24	188.34
			4.00000	71.3555	09/30/11	12/06/11	282.71	285.43	-2.72
			175.00000				12,368.29	12,182.67	185.62
KOHL'S CORP			131.00000	47.6084	08/11/11	12/12/11	6,663.92	6,236.70	427.22

Annual Statement Information

Account Number: 4355-8319
 LIPPMAN KANFER FAMILY
 FOUNDATION ATTN: LOU COLELLA

Realized Gain/Loss

Short Term Description	Continued	Noncovered	Share Quantity	Adjusted Price/Original Price	Date Acquired	Close Date	Proceeds	Adjusted Cost/Original Cost	Gain or Loss Amount
LABORATORY CORP OF AMER HLDGS		X	293.00000	75.9830	05/20/10	01/25/11	26,308.96	22,263.00	4,045.96
LAS VEGAS SANDS CORP			108.00000	40.6080	06/07/11	10/04/11	3,975.39	4,385.67	-410.28
			307.00000	40.6080	06/07/11	11/28/11	13,752.62	12,466.66	1,285.96
Subtotal			415.00000				17,728.01	16,852.33	875.68
MCDONALDS CORP		X	106.00000	68.5925	06/09/10	01/06/11	7,897.97	7,270.81	627.16
		X	87.00000	68.5925	06/09/10	01/06/11	6,509.53	5,967.55	541.98
		X	86.00000	68.5925	06/09/10	01/11/11	6,387.88	5,898.96	488.92
		X	335.00000	68.5925	06/09/10	01/12/11	24,714.27	22,978.47	1,735.80
Subtotal			614.00000				45,509.65	42,115.79	3,393.86
MICROSOFT CORP			515.00000	24.6751	08/10/11	12/02/11	13,005.82	12,707.68	298.14
NETAPP INC		X	684.00000	48.9750	09/15/10	04/06/11	31,867.76	33,498.90	-1,631.14
NETFLIX.COM INC		X	35.00000	111.6376	08/06/10	02/14/11	8,599.80	3,907.32	4,692.48
		X	45.00000	111.6376	08/06/10	03/02/11	9,225.07	5,023.69	4,201.38
		X	35.00000	111.6376	08/06/10	03/09/11	6,771.96	3,907.32	2,864.64
		X	58.00000	111.6376	08/06/10	06/07/11	15,359.90	6,474.97	8,884.93
		X	22.00000	111.6376	08/06/10	06/16/11	5,537.47	2,456.03	3,081.44
		X	26.00000	111.6376	08/06/10	07/05/11	7,465.06	2,902.57	4,562.49
		X	6.00000	111.6376	08/06/10	07/13/11	1,794.81	669.82	1,124.99
		X	18.00000	135.1889	09/01/10	07/13/11	5,384.46	2,433.40	2,951.06
		X	68.00000	191.5151	12/09/10	09/29/11	7,434.46	13,023.03	-5,588.57
			32.00000	237.9798	04/28/11	09/29/11	3,498.57	7,615.35	-4,116.78
			29.00000	259.1406	07/26/11	09/29/11	3,170.58	7,515.08	-4,344.50
Subtotal			374.00000				74,242.14	55,928.58	18,313.56
NORDSTROM INC		X	132.00000	35.8270	09/15/10	05/19/11	6,040.28	4,729.17	1,311.11



Annual Statement Information

Account Number: 4355-8319
 LIPPMAN KANFER FAMILY
 FOUNDATION ATTN: LOU COLELLA

Realized Gain/Loss

Short Term Description	Continued	Noncovered	Share Quantity	Adjusted Price/Original Price	Date Acquired	Close Date	Proceeds	Adjusted Cost/Original Cost	Gain or Loss Amount
		X	449.00000	35.8270	09/15/10	06/27/11	20,441.72	16,086.32	4,355.40
		X	51.00000	35.8270	09/15/10	06/28/11	2,335.74	1,827.17	508.57
			632.00000				28,817.74	22,642.66	6,175.08
			Subtotal						
NVIDIA CORP			824.00000	19.2352	01/06/11	02/08/11	19,652.93	15,849.81	3,803.12
			1,237.00000	19.2352	01/06/11	03/11/11	22,834.58	23,793.94	-959.36
			2,061.00000				42,487.51	39,643.75	2,843.76
			Subtotal						
PEPSICO INCORPORATED			382.00000	71.8516	05/19/11	12/01/11	24,470.71	27,447.31	-2,976.60
			30.00000	68.0796	06/23/11	12/01/11	1,921.79	2,042.39	-120.60
			412.00000				26,392.50	29,489.70	-3,097.20
			Subtotal						
POTASH CORP OF SASKATCHEWAN INC		X	126.00000	46.9334	11/04/10	03/11/11	6,840.94	5,913.62	927.32
		X	166.00000	46.9334	11/04/10	05/12/11	8,343.07	7,790.95	552.12
		X	233.00000	46.9334	11/04/10	08/22/11	11,989.24	10,935.49	1,053.75
		X	273.00000	46.3226	12/16/10	08/22/11	14,047.49	12,646.07	1,401.42
			150.00000	55.7762	01/06/11	08/22/11	7,718.41	8,366.44	-648.03
			948.00000				48,939.15	45,652.57	3,286.58
			Subtotal						
PRICELINE COM INC COM NEW		X	15.00000	203.6019	07/12/10	01/11/11	6,488.79	3,054.03	3,434.76
		X	29.00000	203.6019	07/12/10	02/04/11	12,610.07	5,904.46	6,705.61
		X	62.00000	203.6019	07/12/10	02/24/11	28,894.60	12,623.31	16,271.29
			106.00000				47,993.46	21,581.80	26,411.66
			Subtotal						
PROCTER & GAMBLE CO			7.00000	66.2741	05/12/11	12/05/11	453.88	463.92	-10.04
RAYTHEON COMPANY			137.00000	49.6075	05/24/11	10/28/11	5,995.37	6,796.23	-800.86
			401.00000	49.6075	05/24/11	12/06/11	18,111.37	19,892.61	-1,781.24
			21.00000	44.2400	11/04/11	12/06/11	948.48	929.04	19.44
			559.00000				25,055.22	27,617.88	-2,562.66
			Subtotal						

Annual Statement Information

Account Number: 4355-8319
 LIPPIMAN KANFER FAMILY
 FOUNDATION ATTN: LOU COLELLA

Realized Gain/Loss

Short Term Description	Continued	Noncovered	Share Quantity	Adjusted Price/Original Price	Date Acquired	Close Date	Proceeds	Adjusted Cost/Original Cost	Gain or Loss Amount
REPUBLIC SVCS INC			850.00000	27.6274	08/19/11	12/07/11	23,141.90	23,483.29	-341.39
			127.00000	28.2451	11/04/11	12/07/11	3,457.68	3,587.13	-129.45
Subtotal			977.00000				26,599.58	27,070.42	-470.84
ROCKWELL AUTOMATION INC			81.00000	86.3805	02/10/11	06/15/11	6,403.94	6,996.82	-592.88
			266.00000	86.3805	02/10/11	08/23/11	15,244.56	22,977.21	-7,732.65
Subtotal			347.00000				21,648.50	29,974.03	-8,325.53
SALESFORCE.COM		X	66.00000	83.2614	05/21/10	05/18/11	8,874.32	5,495.25	3,379.07
		X	61.00000	116.8179	11/10/10	07/28/11	8,978.90	7,125.89	1,853.01
Subtotal			127.00000				17,853.22	12,621.14	5,232.08
SANDISK CORPORATION		X	528.00000	48.3937	12/03/10	06/24/11	21,125.61	25,551.87	-4,426.26
			155.00000	51.5450	02/15/11	06/24/11	6,201.65	7,989.48	-1,787.83
Subtotal			683.00000				27,327.26	33,541.35	-6,214.09
SINA CORP			91.00000	81.7175	01/12/11	06/09/11	8,162.91	7,436.30	726.61
			64.00000	81.7175	01/12/11	07/12/11	6,824.20	5,229.92	1,594.28
			54.00000	81.7175	01/12/11	07/19/11	6,545.67	4,412.75	2,132.92
			72.00000	81.7175	01/12/11	08/03/11	7,090.02	5,883.66	1,206.36
			196.00000	81.7175	01/12/11	09/29/11	14,250.84	16,016.62	-1,765.78
Subtotal			477.00000				42,873.64	38,979.25	3,894.39
STARBUCKS CORP		X	186.00000	26.7908	05/10/10	01/06/11	5,955.61	4,983.09	972.52
STARWOOD HOTELS & RESORTS WORLDWIDE INC			98.00000	61.5631	01/26/11	05/18/11	5,617.12	6,033.19	-416.07
			126.00000	61.5631	01/26/11	11/22/11	5,674.75	7,756.95	-2,082.20
Subtotal			224.00000				11,291.87	13,790.14	-2,498.27
STRYKER CORP			143.00000	63.7200	05/16/11	08/03/11	7,395.32	9,111.96	-1,716.64
			129.00000	63.7200	05/16/11	08/10/11	6,031.73	8,219.88	-2,188.15



Annual Statement Information

Account Number: 4355-8319
 LIPPMAN KANFER FAMILY
 FOUNDATION ATTN: LOU COLELLA

Realized Gain/Loss

Short Term Description	Continued	Noncovered	Share Quantity	Adjusted Price/Original Price	Date Acquired	Close Date	Proceeds	Adjusted Cost/Original Cost	Gain or Loss Amount
			262.00000	63.7200	05/16/11	08/19/11	11,504.30	16,694.64	-5,190.34
			212.00000	63.5546	05/20/11	08/19/11	9,308.83	13,473.58	-4,164.75
			746.00000				34,240.18	47,500.06	-13,259.88
TARGET CORP		X	208.00000	52.7822	07/26/10	03/04/11	10,725.32	10,978.70	-253.38
TEXAS INSTRUMENTS INC		X	854.00000	28.0458	10/05/10	02/08/11	30,065.60	23,951.11	6,114.49
TEXTRON INC			476.00000	27.4185	04/11/11	05/19/11	11,105.05	13,051.21	-1,946.16
			530.00000	27.4185	04/11/11	05/20/11	12,268.10	14,531.80	-2,263.70
			95.00000	25.8051	04/27/11	05/20/11	2,199.00	2,451.49	-252.49
			469.00000	25.8051	04/27/11	05/31/11	10,637.51	12,102.59	-1,465.08
			1,570.00000				36,209.66	42,137.09	-5,927.43
VISA INC CLASS A		X	63.00000	72.7362	05/19/10	01/12/11	4,564.54	4,582.38	-17.84
WAL-MART STORES INC			698.00000	52.8559	06/23/11	12/06/11	40,928.81	36,893.42	4,035.39
WATERS CORPORATION			153.00000	77.4085	02/09/11	12/12/11	11,177.76	11,843.51	-665.75
YUM BRANDS INC			183.00000	55.8905	05/25/11	09/30/11	9,249.92	10,227.97	-978.05
3M CO			16.00000	79.3000	11/04/11	12/05/11	1,292.74	1,268.80	23.94
							\$643,505.24	\$736,112.68	-\$92,607.44
							\$866,060.98	\$770,737.91	\$95,323.07
TOTAL SHORT TERM GAINS OR LOSSES FOR COVERED SECURITIES									
TOTAL SHORT TERM GAINS OR LOSSES FOR NONCOVERED SECURITIES									
Long Term Description	Noncovered	Share Quantity	Adjusted Price/Original Price	Date Acquired	Close Date	Proceeds	Adjusted Cost/Original Cost	Gain or Loss Amount	
ADOBE SYSTEMS INC	X	232.00000	32.6769	08/21/09	03/15/11	7,679.51	7,581.04	98.47	
	X	420.00000	32.6769	08/21/09	04/27/11	13,927.43	13,724.29	203.14	
		652.00000				21,606.94	21,305.33	301.61	
ALLEGHENY TECHNOLOGIES INC	X	486.00000	51.0626	05/04/10	05/17/11	33,023.59	24,816.42	8,207.17	
	X	97.00000	51.0626	05/04/10	06/24/11	5,905.72	4,953.07	952.65	

Annual Statement Information

Account Number: 4355-8319
 LIPPMAN KANFER FAMILY
 FOUNDATION ATTN: LOU COLELLA

Realized Gain/Loss

Long Term Description	Continued	Noncovered	Share Quantity	Adjusted Price/ Original Price	Date Acquired	Close Date	Proceeds	Adjusted Cost/ Original Cost	Gain or Loss Amount
		X	41.00000	51.0626	05/04/10	09/22/11	1,588.46	2,093.56	-505.10
		X	94.00000	50.8747	05/07/10	09/22/11	3,641.86	4,782.23	-1,140.37
		X	53.00000	50.8747	05/07/10	10/04/11	1,731.08	2,696.35	-965.27
			771.00000				45,890.71	39,341.63	6,549.08
ALLERGAN INC		X	38.00000	57.2246	11/02/09	05/19/11	3,159.78	2,174.52	985.26
		X	91.00000	57.9201	11/04/09	05/19/11	7,566.86	5,270.73	2,296.13
		X	80.00000	57.9201	11/04/09	05/24/11	6,563.97	4,633.61	1,930.36
			209.00000				17,290.61	12,078.86	5,211.75
AMAZON COM INC		X	37.00000	77.3140	04/16/09	03/02/11	6,265.89	2,860.62	3,405.27
		X	43.00000	77.3140	04/16/09	05/18/11	8,389.59	3,324.50	5,065.09
		X	29.00000	77.3140	04/16/09	07/13/11	6,205.45	2,242.10	3,963.35
		X	6.00000	77.3140	04/16/09	07/27/11	1,348.44	463.88	884.56
		X	50.00000	79.0020	06/24/09	07/27/11	11,237.09	3,950.10	7,286.99
		X	180.00000	79.0020	06/24/09	10/26/11	35,821.06	14,220.36	21,600.70
		X	3.00000	138.7419	09/08/10	10/26/11	597.02	416.23	180.79
		X	59.00000	138.7419	09/08/10	11/22/11	11,030.07	8,185.77	2,844.30
		X	10.00000	144.7577	09/14/10	11/22/11	1,869.51	1,447.58	421.93
			417.00000				82,764.12	37,111.14	45,652.98
AMGEN INC		X	143.00000	60.7084	08/21/09	03/31/11	7,683.02	8,681.29	-998.27
		X	115.00000	56.7251	01/27/10	03/31/11	6,178.66	6,523.39	-344.73
		X	114.00000	56.7251	01/27/10	04/18/11	6,270.43	6,466.66	-196.23
		X	167.00000	57.2578	02/09/10	04/18/11	9,185.65	9,562.05	-376.40
			539.00000				29,317.76	31,233.39	-1,915.63
BOEING CO		X	183.00000	64.6063	05/27/10	06/23/11	13,027.44	11,822.94	1,204.50
		X	13.00000	64.6063	05/27/10	09/22/11	760.88	839.88	-79.00



Annual Statement Information

Account Number: 4355-8319
 LIPPMAN KANFER FAMILY
 FOUNDATION ATTN: LOU COLELLA

Realized Gain/Loss

Long Term Description	Continued	Noncovered	Share Quantity	Adjusted Price/Original Price	Date Acquired	Close Date	Proceeds	Adjusted Cost/Original Cost	Gain or Loss Amount
		X	96.00000	62.7765	06/10/10	09/22/11	5,618.86	6,026.55	-407.69
		X	212.00000	62.7765	06/10/10	09/27/11	13,427.86	13,308.62	119.24
			504.00000				32,835.04	31,997.99	837.05
Subtotal									
CANADIAN NATURAL RESOURCES LTD		X	117.00000	59.9080	08/21/09	04/14/11	5,198.46	3,504.62	1,693.84
		X	234.00000	59.9080	08/21/09	05/12/11	9,737.74	7,009.24	2,728.50
		X	176.00000	59.9080	08/21/09	08/10/11	6,305.83	5,271.91	1,033.92
		X	434.00000	59.9080	08/21/09	10/05/11	12,757.18	13,000.02	-242.84
			961.00000				33,999.21	28,785.79	5,213.42
Subtotal									
CATERPILLAR INC		X	153.00000	68.6903	07/27/10	08/16/11	13,764.38	10,509.60	3,254.78
CHECK POINT SOFTWARE TECH LTD		X	185.00000	32.6466	07/13/10	08/04/11	9,962.83	6,039.61	3,923.22
		X	51.00000	41.8369	10/09/09	05/18/11	4,219.51	2,133.69	2,085.82
		X	85.00000	41.8369	10/09/09	05/19/11	7,069.11	3,556.14	3,512.97
		X	139.00000	41.8369	10/09/09	06/17/11	10,249.98	5,815.32	4,434.66
		X	32.00000	41.8369	10/09/09	08/11/11	1,976.84	1,338.77	638.07
		X	181.00000	39.3366	10/23/09	08/11/11	11,181.54	7,119.92	4,061.62
		X	7.00000	47.1433	04/22/10	08/11/11	432.44	330.01	102.43
		X	54.00000	47.1433	04/22/10	10/27/11	4,011.42	2,545.74	1,465.68
			549.00000				39,140.84	22,839.59	16,301.25
Subtotal									
COCA-COLA COMPANY		X	128.00000	57.2434	01/13/10	04/28/11	8,557.89	7,327.15	1,230.74
		X	88.00000	54.5031	01/28/10	04/28/11	5,883.55	4,796.28	1,087.27
		X	155.00000	54.5031	01/28/10	12/23/11	10,808.94	8,447.97	2,360.97
		X	26.00000	53.8008	02/10/10	12/23/11	1,813.12	1,398.83	414.29
			397.00000				27,063.50	21,970.23	5,093.27
Subtotal									

Annual Statement Information

Account Number: 4355-8319
 LIPPMAN KANFER FAMILY
 FOUNDATION ATTN: LOU COLELLA

Realized Gain/Loss

Long Term	Continued	Noncovered	Share Quantity	Adjusted Price/ Original Price	Date Acquired	Close Date	Proceeds	Adjusted Cost/ Original Cost	Gain or Loss Amount
COLGATE-PALMOLIVE CO		X	166.00000	80.4964	01/25/10	03/18/11	12,738.54	13,362.39	-623.85
CUMMINS INC		X	71.00000	46.9088	08/21/09	05/12/11	7,988.09	3,330.53	4,657.56
		X	55.00000	46.9088	08/21/09	05/13/11	6,088.82	2,579.99	3,508.83
		X	106.00000	46.9088	08/21/09	05/17/11	11,475.98	4,972.34	6,503.64
		X	34.00000	46.9088	08/21/09	05/20/11	3,644.04	1,594.89	2,049.15
		X	87.00000	76.0214	04/29/10	05/20/11	9,324.47	6,613.87	2,710.60
		X	127.00000	76.0214	04/29/10	08/10/11	11,139.22	9,654.71	1,484.51
Subtotal			480.00000				49,660.62	28,746.33	20,914.29
DANAHER CORP		X	619.00000	30.9842	08/21/09	01/26/11	29,314.53	19,179.24	10,135.29
DENBURY RESOURCES INC NEW		X	724.00000	15.9804	03/10/10	04/28/11	15,632.01	11,569.80	4,062.21
E M C CORP MASS		X	371.00000	15.1380	08/21/09	06/13/11	9,784.64	5,616.20	4,168.44
EMERSON ELECTRIC CO		X	226.00000	36.0185	08/21/09	05/13/11	12,163.73	8,140.17	4,023.56
		X	302.00000	39.8525	09/11/09	05/13/11	16,254.21	12,035.46	4,218.75
Subtotal			528.00000				28,417.94	20,175.63	8,242.31
EXPRESS SCRIPTS INC CL A		X	119.00000	52.6646	06/11/10	08/03/11	6,082.57	6,267.09	-184.52
JPMORGAN CHASE & CO		X	250.00000	34.6080	05/21/09	06/23/11	9,949.25	8,651.98	1,297.27
		X	99.00000	43.4800	08/21/09	06/23/11	3,939.90	4,304.52	-364.62
		X	284.00000	47.8785	04/15/10	06/23/11	11,302.37	13,597.49	-2,295.12
Subtotal			633.00000				25,191.52	26,553.99	-1,362.47
MEAD JOHNSON NUTRITION CO		X	69.00000	42.4375	12/21/09	09/30/11	4,849.15	2,928.18	1,920.97
		X	13.00000	44.8034	01/06/10	09/30/11	913.61	582.45	331.16
Subtotal			82.00000				5,762.76	3,510.63	2,252.13
NETFLIX COM INC		X	30.00000	135.1889	09/01/10	09/15/11	5,238.61	4,055.67	1,182.94



Annual Statement Information

Account Number: 4355-8319
 LIPPMAN KANFER FAMILY
 FOUNDATION ATTN: LOU COLELLA

Realized Gain/Loss

Long Term Description	Continued	Noncovered	Share Quantity	Adjusted Price/Original Price	Date Acquired	Close Date	Proceeds	Adjusted Cost/Original Cost	Gain or Loss Amount
Subtotal		X	31.00000	135.1889	09/01/10	09/29/11	3,389.23	4,190.85	-801.62
ORACLE CORPORATION		X	61.00000				8,627.84	8,246.52	381.32
		X	82.00000	17.9799	11/05/08	05/18/11	2,759.19	1,474.34	1,284.85
		X	68.00000	16.7471	01/16/09	05/18/11	2,288.11	1,138.81	1,149.30
		X	182.00000	16.7471	01/16/09	05/23/11	6,029.86	3,047.97	2,981.89
		X	154.00000	16.6178	01/22/09	05/23/11	5,102.20	2,559.15	2,543.05
Subtotal		X	486.00000				16,179.36	8,220.27	7,959.09
PROCTER & GAMBLE CO		X	121.00000	53.2556	08/21/09	09/27/11	7,666.70	6,443.94	1,222.76
		X	296.00000	53.2556	08/21/09	10/27/11	19,202.45	15,763.68	3,438.77
		X	196.00000	53.2556	08/21/09	12/05/11	12,708.46	10,438.10	2,270.36
Subtotal		X	613.00000				39,577.61	32,645.72	6,931.89
RANGE RESOURCES CORP		X	140.00000	51.4985	08/21/09	05/19/11	7,279.10	7,209.79	69.31
ROCKWELL COLLINS		X	117.00000	59.5387	03/08/10	03/21/11	7,488.18	6,966.03	522.15
		X	185.00000	59.5387	03/08/10	03/22/11	11,763.72	11,014.66	749.06
		X	95.00000	59.5387	03/08/10	08/11/11	4,229.39	5,656.17	-1,426.78
		X	321.00000	64.8660	04/28/10	08/11/11	14,290.90	20,821.99	-6,531.09
Subtotal		X	718.00000				37,772.19	44,458.85	-6,686.66
SALESFORCE.COM		X	65.00000	83.2614	05/21/10	05/24/11	9,683.77	5,411.99	4,271.78
		X	87.00000	83.2614	05/21/10	07/21/11	12,982.32	7,243.74	5,738.58
		X	60.00000	83.2614	05/21/10	07/27/11	8,922.13	4,995.68	3,926.45
		X	4.00000	83.2614	05/21/10	07/28/11	588.78	333.04	255.74
Subtotal		X	216.00000				32,177.00	17,984.45	14,192.55
SCHLUMBERGER LTD		X	103.00000	70.0436	01/11/10	05/12/11	8,409.78	7,214.49	1,195.29
SOUTHWESTERN ENERGY CO		X	481.00000	48.7785	12/21/09	02/08/11	18,578.36	23,462.46	-4,884.10
STARBUCKS CORP		X	291.00000	26.7908	05/10/10	05/18/11	10,575.86	7,796.11	2,779.75

Annual Statement Information

Account Number: 4355-8319
 LIPPMAN KANFER FAMILY
 FOUNDATION ATTN: LOU COLELLA

Realized Gain/Loss

Long Term Description	Continued	Noncovered	Share Quantity	Adjusted Price/Original Price	Date Acquired	Close Date	Proceeds	Adjusted Cost/Original Cost	Gain or Loss Amount
		X	70.00000	27.4554	05/13/10	05/18/11	2,544.03	1,921.88	622.15
Subtotal			361.00000				13,119.89	9,717.99	3,401.90
TARGET CORP		X	14.00000	49.6634	10/09/09	03/04/11	721.89	695.28	26.61
		X	128.00000	47.9380	11/18/09	03/04/11	6,600.19	6,136.06	464.13
		X	265.00000	51.0063	01/22/10	03/04/11	13,664.47	13,516.67	147.80
Subtotal			407.00000				20,986.55	20,348.01	638.54
UNITEDHEALTH GROUP INC		X	227.00000	32.0230	12/16/09	05/19/11	11,490.87	7,269.21	4,221.66
		X	68.00000	32.0230	12/16/09	11/04/11	3,090.87	2,177.56	913.31
		X	300.00000	34.1955	01/21/10	11/04/11	13,636.24	10,258.66	3,377.58
Subtotal			595.00000				28,217.98	19,705.43	8,512.55
V F CORPORATION		X	65.00000	86.1107	04/22/10	09/15/11	8,052.76	5,597.20	2,455.56
		X	25.00000	86.1107	04/22/10	11/04/11	3,422.99	2,152.77	1,270.22
Subtotal			90.00000				11,475.75	7,749.97	3,725.78
VISA INC CLASS A		X	46.00000	54.5324	03/04/09	01/12/11	3,392.83	2,508.48	824.35
		X	300.00000	68.0224	07/30/09	01/12/11	21,735.89	20,406.72	1,329.17
Subtotal			346.00000				25,068.72	22,915.20	2,153.52
3M CO		X	221.00000	81.4885	12/11/09	01/31/11	19,377.45	18,008.95	1,368.50
		X	66.00000	81.7509	12/14/09	01/31/11	5,786.94	5,395.56	391.38
		X	14.00000	81.7509	12/14/09	12/05/11	1,131.14	1,144.51	-13.37
		X	255.00000	76.0394	06/10/10	12/05/11	20,602.99	19,390.05	1,212.94
Subtotal			556.00000				46,898.52	43,939.07	2,959.45
TOTAL LONG TERM GAINS OR LOSSES FOR COVERED SECURITIES							\$0.00	\$0.00	\$0.00
TOTAL LONG TERM GAINS OR LOSSES FOR NONCOVERED SECURITIES							\$850,589.72	\$672,012.68	\$178,577.04



Annual Statement Information

Account Number: 2355-8154
 LIPPMAN KANFER FAMILY
 FOUNDATION ATTN: LOU COLELLA

Realized Gain/Loss

This information is provided for courtesy purposes only. Each individual taxpayer should consult with a Tax Advisor as to any additional reporting requirements or adjustments. THIS INFORMATION IS NOT VERIFIED OR GUARANTEED BY FIRST CLEARING, LLC TO BE ACCURATE FOR EACH TAXPAYER'S UNIQUE REPORTING REQUIREMENTS. THEREFORE, YOU SHOULD NEVER ASSUME THIS STATEMENT IS ACCURATE IN LIEU OF COMPLETING YOUR TAX RETURN AND CONSULTING WITH YOUR TAX ADVISOR.

Federal tax reporting requirements will create differences between the information presented here and what appears on your Form 1099-B, including but not limited to the following situations:

* Cost basis for many fixed income tax lots has been amortized (for securities purchased at a premium) or accreted (for securities purchased at a discount), when possible, for applicable securities. For securities that were purchased at an Original Issue Discount (OID), only those positions whose cost basis has been adjusted will reflect the impacts of the OID accruals on the original cost basis. The original issue discount amount reported on your Form 1099-OID is not adjusted for market discount, acquisition premium or bond premium. Therefore, the amortization and accretion adjustments used on this statement may not be consistent with the Form 1099-OID amount because the reporting requirements on the Form 1099-OID are different.

* The Original Price represents the unadjusted price of the security. The Original Price can be used to calculate the original unadjusted cost of the security.

* Long-term capital gains reported by a RIC or REIT appear on Form 1099-DIV only, as noted in the instructions for that form.

* Lots closed due to transfers or journals will not be reflected in the Realized Gain/Loss Statement, or on the Form 1099-B.

REALIZED GAIN/LOSS SUMMARY	COVERED	NONCOVERED	TOTAL
Short term	-\$170,202.26	\$149,534.52	-\$20,667.74
Long term	\$0.00	\$204,599.12	\$204,599.12
Other term	Not applicable	\$0.00	\$0.00
Index options	Not applicable	\$0.00	\$0.00
Total - Realized Gain/Loss	-\$170,202.26	\$354,133.64	\$183,931.38

Realized Gain/Loss Detail

Short Term Description	Noncovered	Share Quantity	Adjusted Price/Original Price	Date Acquired	Close Date	Proceeds	Adjusted Cost/Original Cost	Gain or Loss Amount
ACTUANT CORP-CL A	X	1,120.00000	18.6368	07/21/10	01/03/11	30,098.93	20,873.22	9,225.71
	X	135.00000	18.6368	07/21/10	01/04/11	3,583.79	2,515.96	1,067.83
Subtotal		1,255.00000				33,682.72	23,389.18	10,293.54
AGILENT TECH INC	X	1,030.00000	28.3091	08/20/10	02/01/11	43,693.41	29,158.37	14,535.04
ALBEMARLE CORP	X	435.00000	42.5046	03/16/10	01/19/11	25,191.66	18,489.49	6,702.17

Annual Statement Information

Account Number: 2355-8154
 LIPPMAN KANFER FAMILY
 FOUNDATION ATTN: LOU COLELLA

Realized Gain/Loss

Short Term Description	Continued	Noncovered	Share Quantity	Adjusted Price/Original Price	Date Acquired	Close Date	Proceeds	Adjusted Cost/Original Cost	Gain or Loss Amount
		X	36.00000	40.5482	05/20/10	01/19/11	2,084.83	1,459.74	625.09
		X	509.00000	40.5482	05/20/10	01/28/11	28,648.00	20,639.03	8,008.97
			582.00000	68.4791	04/25/11	08/19/11	27,379.19	39,854.84	-12,475.65
			1,562.00000				83,303.68	80,443.10	2,860.58
ANIXTER INTL INC			285.00000	72.8006	04/07/11	06/30/11	18,618.21	20,748.18	-2,129.97
			260.00000	72.8006	04/07/11	07/01/11	17,144.90	18,928.15	-1,783.25
			545.00000				35,763.11	39,676.33	-3,913.22
ANSYS INC		X	120.00000	44.4859	10/12/10	01/21/11	6,360.70	5,338.30	1,022.40
		X	380.00000	44.8849	10/13/10	01/21/11	20,142.24	17,056.26	3,085.98
			500.00000				26,502.94	22,394.56	4,108.38
APPROACH RESOURCES INC			220.00000	29.2662	03/10/11	07/25/11	6,032.74	6,438.56	-405.82
			280.00000	28.5300	03/11/11	07/25/11	7,678.04	7,988.40	-310.36
			120.00000	28.4537	03/14/11	07/25/11	3,290.59	3,414.45	-123.86
			75.00000	28.4537	03/14/11	08/16/11	1,563.73	2,134.03	-570.30
			115.00000	28.4537	03/14/11	08/17/11	2,324.11	3,272.17	-948.06
			430.00000	20.3873	06/15/11	08/17/11	8,690.17	8,766.55	-76.38
			130.00000	20.3873	06/15/11	08/18/11	2,262.61	2,650.34	-387.73
			420.00000	21.0743	06/16/11	08/18/11	7,310.01	8,851.21	-1,541.20
			1,790.00000				39,152.00	43,515.71	-4,363.71
ARCH COAL INC			740.00000	33.6604	01/18/11	03/10/11	24,043.90	24,908.70	-864.80
			374.00000	33.0109	01/19/11	03/10/11	12,151.93	12,346.08	-194.15
			1,114.00000				36,195.83	37,254.78	-1,058.95
BE AEROSPACE INC			695.00000	38.2560	04/07/11	11/10/11	26,245.40	26,587.92	-342.52
CATALYST HEALTH SOLUTION			357.00000	53.9106	06/07/11	07/21/11	23,253.89	19,246.09	4,007.80
			574.00000	53.9106	06/07/11	11/04/11	26,847.70	30,944.68	-4,096.98



Annual Statement Information

Account Number: 2355-8154
 LIPPMAN KANFER FAMILY
 FOUNDATION ATTN: LOU COLELLA

Realized Gain/Loss

Short Term Description	Continued	Noncovered	Share Quantity	Adjusted Price/Original Price	Date Acquired	Close Date	Proceeds	Adjusted Cost/Original Cost	Gain or Loss Amount
Subtotal			931.00000				50,101.59	50,190.77	-89.18
CHART INDUSTRIES INC			544.00000	50.3279	04/12/11	06/08/11	24,803.85	27,378.38	-2,574.53
CHECK POINT SOFTWARE TECH LTD			560.00000	39.2455	10/12/10	05/05/11	30,252.06	21,977.48	8,274.58
		X	80.00000	39.0863	10/18/10	05/05/11	4,321.73	3,126.91	1,194.82
Subtotal			640.00000				34,573.79	25,104.39	9,469.40
CIT GROUP INC NEW			765.00000	39.3898	09/14/10	04/08/11	31,299.06	30,133.20	1,165.86
		X	300.00000	39.3898	09/14/10	08/23/11	8,938.86	11,816.94	-2,878.08
		X	500.00000	40.8127	10/25/10	08/23/11	14,898.12	20,406.35	-5,508.23
Subtotal			1,565.00000				55,136.04	62,356.49	-7,220.45
CME GROUP INC			1.00000	311.3989	05/20/10	01/03/11	318.53	311.39	7.14
		X	35.00000	329.0766	05/24/10	01/03/11	11,148.60	11,517.68	-369.08
		X	77.00000	279.9523	10/27/10	01/03/11	24,526.95	21,556.33	2,970.62
Subtotal			113.00000				35,994.08	33,385.40	2,608.68
COMERICA INC			875.00000	41.6778	12/20/10	01/27/11	33,625.95	36,468.08	-2,842.13
COMSTOCK RESOURCES INC NEW			800.00000	29.9076	08/02/11	09/07/11	15,408.26	23,926.08	-8,517.82
			10.00000	29.9221	08/03/11	09/07/11	192.61	299.22	-106.61
Subtotal			810.00000				15,600.87	24,225.30	-8,624.43
COOPER TIRE & RUBBER CO			1,054.00000	23.1584	12/06/10	07/08/11	20,565.35	24,408.95	-3,843.60
		X	1,206.00000	23.0561	02/11/11	07/08/11	23,531.15	27,805.66	-4,274.51
Subtotal			2,260.00000				44,096.50	52,214.61	-8,118.11
CROWN HOLDINGS INC			690.00000	27.0613	04/21/10	01/11/11	22,680.05	18,672.30	4,007.75
		X	138.00000	23.4555	05/20/10	01/11/11	4,536.02	3,236.86	1,299.16
			672.00000	38.8625	03/04/11	08/23/11	22,339.00	26,115.60	-3,776.60
Subtotal			1,500.00000				49,555.07	48,024.76	1,530.31

Annual Statement Information

Account Number: 2355-8154
LIPPMAN KANFER FAMILY
FOUNDATION ATTN: LOU COLELLA

Realized Gain/Loss

Short Term Description	Continued	Noncovered	Share Quantity	Adjusted Price/Original Price	Date Acquired	Close Date	Proceeds	Adjusted Cost/Original Cost	Gain or Loss Amount
DILLARDS INC									
CL A			441.00000	44.7559	04/15/11	07/12/11	25,243.58	19,737.36	5,506.22
			442.00000	44.7559	04/15/11	08/18/11	17,881.16	19,782.10	-1,900.94
			883.00000				43,124.74	39,519.46	3,605.28
Subtotal									
DOLBY LABORATORIES INC									
CL A			473.00000	55.5230	02/04/11	06/01/11	21,573.84	26,262.38	-4,688.54
DREAMWORKS ANIMATION SKG									
INC-A		X	500.00000	34.9721	05/18/10	02/15/11	14,382.76	17,486.05	-3,103.29
		X	535.00000	30.4652	05/24/10	02/15/11	15,389.57	16,298.89	-909.32
		X	40.00000	30.4652	05/24/10	02/17/11	1,121.42	1,218.60	-97.18
		X	190.00000	31.0000	05/25/10	02/17/11	5,326.78	5,890.00	-563.22
			1,265.00000				36,220.53	40,893.54	-4,673.01
Subtotal									
DRESSER-RAND GROUP INC									
CL A			541.00000	47.0563	05/23/11	08/08/11	20,750.90	25,457.46	-4,706.56
EATON VANCE CORP NON VTG									
EXPEDIA INC			1,241.00000	31.6001	03/03/11	05/20/11	39,179.47	39,215.72	-36.25
			1,060.00000	24.9211	04/08/11	11/22/11	27,609.82	26,416.37	1,193.45
			34.00000	30.8457	07/13/11	11/22/11	885.60	1,048.76	-163.16
			982.00000	30.8457	07/13/11	12/12/11	27,768.06	30,290.47	-2,522.41
			83.00000	28.0300	11/15/11	12/12/11	2,347.00	2,326.49	20.51
			2,159.00000				58,610.48	60,082.09	-1,471.61
Subtotal									
FEI COMPANY		X	220.00000	19.4636	02/05/10	01/12/11	5,685.01	4,281.99	1,403.02
		X	410.00000	19.4636	02/05/10	01/13/11	10,793.51	7,980.07	2,813.44
		X	425.00000	19.4873	09/27/10	01/13/11	11,188.40	8,282.10	2,906.30
		X	335.00000	19.8399	09/28/10	01/13/11	8,819.10	6,646.37	2,172.73
			1,390.00000				36,486.02	27,190.53	9,295.49
Subtotal									
FIDELITY NATIONAL INFORMATION SVCS									
CL A			907.00000	29.8180	01/13/11	03/03/11	28,848.93	27,044.93	1,804.00



Annual Statement Information

Account Number: 2355-8154
 LIPPMAN KANFER FAMILY
 FOUNDATION ATTN: LOU COLELLA

Realized Gain/Loss

Short Term Description	Continued	Noncovered	Share Quantity	Adjusted Price/Original Price	Date Acquired	Close Date	Proceeds	Adjusted Cost/Original Cost	Gain or Loss Amount
			798.00000	29.8180	01/13/11	04/19/11	26,135.27	23,794.76	2,340.51
Subtotal			1,705.00000				54,984.20	50,839.69	4,144.51
GARDNER DENVER INC			340.00000	72.7866	10/21/11	12/12/11	27,244.18	24,747.45	2,496.73
GARTNER INC NEW			940.00000	42.0208	04/20/11	09/14/11	32,275.69	39,499.55	-7,223.86
GOODRICH CORP		X	435.00000	74.6049	09/29/10	04/21/11	38,196.22	32,453.13	5,743.09
GRAFTECH INTERNATIONAL LTD			938.00000	21.0976	02/24/11	08/03/11	15,491.70	19,789.55	-4,297.85
			964.00000	21.8801	04/27/11	08/03/11	15,921.12	21,092.42	-5,171.30
Subtotal			1,902.00000				31,412.82	40,881.97	-9,469.15
GUESS? INC		X	865.00000	41.0213	11/05/10	06/21/11	37,101.73	35,483.42	1,618.31
HARRIS CORP DEL			520.00000	50.3492	04/19/11	07/18/11	21,778.84	26,181.58	-4,402.74
			245.00000	51.5300	04/20/11	07/18/11	10,261.18	12,624.85	-2,363.67
			337.00000	48.3230	05/04/11	07/18/11	14,114.38	16,284.85	-2,170.47
Subtotal			1,102.00000				46,154.40	55,091.28	-8,936.88
HASBRO INC		X	69.00000	40.6382	05/17/10	04/14/11	3,115.37	2,804.04	311.33
HELMERICH & PAYNE INC		X	445.00000	37.1662	06/02/10	01/27/11	25,271.19	16,538.96	8,732.23
		X	60.00000	38.7792	06/07/10	01/27/11	3,407.35	2,326.76	1,080.59
		X	100.00000	42.0180	10/06/10	01/27/11	5,678.93	4,201.80	1,477.13
		X	445.00000	42.0180	10/06/10	02/17/11	27,201.47	18,698.01	8,503.46
Subtotal			1,050.00000				61,558.94	41,765.53	19,793.41
HUBBELL INC CL B .01 PAR		X	605.00000	55.4274	10/26/10	03/03/11	40,944.46	33,533.58	7,410.88
HUNTINGTON BANCSHRES INC			4,852.00000	7.2598	01/27/11	07/21/11	29,645.15	35,224.55	-5,579.40
ICON PUB LTD CO SPON ADR		X	550.00000	25.8149	03/23/10	03/01/11	10,961.12	14,198.20	-3,237.08
		X	290.00000	25.8149	03/23/10	03/02/11	5,742.52	7,486.31	-1,743.79

Annual Statement Information

Account Number: 2355-8154
 LIPPMAN KANFER FAMILY
 FOUNDATION ATTN: LOU COLELLA

Realized Gain/Loss

Short Term Description	Continued	Noncovered	Share Quantity	Adjusted Price/Original Price	Date Acquired	Close Date	Proceeds	Adjusted Cost/Original Cost	Gain or Loss Amount
ILLUMINA INC			744.00000	23.6232	01/13/11	03/02/11	14,732.55	17,575.66	-2,843.11
Subtotal			1,584.00000				31,436.19	39,260.17	-7,823.98
INGERSOLL-RAND PLC			556.00000	52.0931	08/12/11	10/07/11	15,164.54	28,963.76	-13,799.22
SHARES		X	1,125.00000	38.8484 38.9185	10/14/10	01/12/11	52,828.88	43,704.56 43,783.31	9,124.32
INTERPUBLIC GRP CO INC			2,230.00000	12.7344	03/01/11	07/28/11	23,023.18	28,397.71	-5,374.53
Subtotal			1,713.00000	12.8233	03/02/11	07/28/11	17,685.53	21,966.31	-4,280.78
JONES LANG LASALLE INC			299.00000	87.8363	07/27/11	08/08/11	19,399.22	26,263.05	-6,863.83
KBR INC			1,515.00000	32.2094	01/20/11	08/19/11	39,584.97	48,797.24	-9,212.27
LANDSTAR SYSTEMS INC			580.00000	45.1976	02/16/11	03/25/11	26,097.40	26,214.61	-117.21
LEAR CORP			823.00000	53.5431	07/08/11	09/09/11	34,555.87	44,065.97	-9,510.10
LIBERTY MEDIA CORP			0.21228	81.9150	02/15/11	11/29/11	16.06	17.39	-1.33
LIBERTY CAPITAL-SERIES A			0.17558	81.5970	02/17/11	11/29/11	13.28	14.33	-1.05
Subtotal			0.01583	77.9879	11/15/11	11/29/11	1.20	1.23	-0.03
LIFE TECHNOLOGIES CORP			0.40369				30.54	32.95	-2.41
MICROCHIP TECHNOLOGY INC		X	654.00000	56.0095	01/11/11	08/12/11	25,282.04	36,630.21	-11,348.17
Subtotal			1,050.00000	28.6962 29.7126	09/17/10	05/17/11	41,190.39	30,131.03 31,198.23	11,059.36
Subtotal		X	750.00000	29.9607 30.9771	10/15/10	05/17/11	29,421.71	22,470.54 23,232.83	6,951.17
Subtotal			1,033.00000	36.1103 36.4573	06/23/11	08/30/11	34,029.77	37,301.94 37,660.39	-3,272.17
Subtotal			2,833.00000				104,641.87	89,903.51 92,091.45	14,738.36



Annual Statement Information

Account Number: 2355-8154
 LIPPMAN KANFER FAMILY
 FOUNDATION ATTN: LOU COLELLA

Realized Gain/Loss

Short Term Description	Continued	Noncovered	Share Quantity	Adjusted Price/Original Price	Date Acquired	Close Date	Proceeds	Adjusted Cost/Original Cost	Gain or Loss Amount
MICROSEMI CORP CL A			945.00000	22.0628	05/20/11	08/29/11	14,780.17	20,849.35	-6,069.18
			837.00000	22.0628	05/20/11	08/30/11	12,988.73	18,466.56	-5,477.83
Subtotal			1,782.00000				27,768.90	39,315.91	-11,547.01
MOODY'S CORP			1,164.00000	33.4677	03/28/11	07/12/11	42,125.40	38,956.40	3,169.00
MURPHY OIL CORP	X		345.00000	67.6487	11/04/10	01/27/11	22,750.00	23,338.80	-588.80
NABORS INDUSTRIES LTD			1,800.00000	27.9142	03/02/11	05/17/11	46,871.28	50,245.56	-3,374.28
NOBLE ENERGY INC	X		250.00000	73.7083	02/12/10	02/11/11	21,792.51	18,427.08	3,365.43
NRG ENERGY INC			1,032.00000	25.0779	07/27/11	12/12/11	18,857.78	25,880.39	-7,022.61
			41.00000	21.5900	11/15/11	12/12/11	749.20	885.19	-135.99
Subtotal			1,073.00000				19,606.98	26,765.58	-7,158.60
OSHKOSH CORP	X		971.00000	36.0008	06/01/10	04/04/11	35,413.44	34,956.78	456.66
	X		134.00000	36.0008	06/01/10	04/12/11	4,433.86	4,824.10	-390.24
	X		805.00000	27.3728	09/17/10	04/12/11	26,636.30	22,035.10	4,601.20
Subtotal			1,910.00000				66,483.60	61,815.98	4,667.62
PLANTRONICS INC			726.00000	38.8558	05/10/11	10/05/11	21,362.42	28,209.32	-6,846.90
PLEXUS CORPORATION	X		60.00000	31.1358	06/10/10	02/28/11	1,890.87	1,868.15	22.72
	X		220.00000	31.2197	06/11/10	02/28/11	6,933.19	6,868.34	64.85
	X		460.00000	31.2197	06/11/10	03/01/11	13,998.54	14,361.06	-362.52
	X		215.00000	31.7479	06/14/10	03/01/11	6,542.79	6,825.80	-283.01
	X		455.00000	23.3454	08/24/10	03/01/11	13,846.39	10,622.16	3,224.23
	X		265.00000	23.3454	08/24/10	03/02/11	7,822.99	6,186.53	1,636.46
			500.00000	28.9657	01/20/11	03/02/11	14,760.36	14,482.85	277.51
Subtotal			2,175.00000				65,795.13	61,214.89	4,580.24
POLARIS INDS INC			466.00000	47.8432	08/18/11	11/10/11	28,645.36	22,294.93	6,350.43
PROASSURANCE CORP			13.00000	70.5199	08/09/11	10/27/11	1,015.48	916.76	98.72

Annual Statement Information

Account Number: 2355-8154
 LIPPMAN KANFER FAMILY
 FOUNDATION ATTN: LOU COLELLA

Realized Gain/Loss

Short Term Description	Continued	Noncovered	Share Quantity	Adjusted Price/Original Price	Date Acquired	Close Date	Proceeds	Adjusted Cost/Original Cost	Gain or Loss Amount
QUEST SOFTWARE INC			1,042.00000	25.5741	02/04/11	04/06/11	25,450.68	26,648.21	-1,197.53
RALCORP HLDGS INC NEW			540.00000	82.1817	08/25/11	10/27/11	43,468.40	44,378.12	-909.72
ROPER INDS INC NEW	X		300.00000	63.9181	09/13/10	01/19/11	22,257.90	19,175.43	3,082.47
			626.00000	70.7111	08/25/11	10/21/11	48,209.27	44,265.15	3,944.12
Subtotal			926.00000				70,467.17	63,440.58	7,026.59
ROSETTA RESOURCES INC			417.00000	43.8914	08/08/11	10/20/11	16,658.25	18,302.72	-1,644.47
SAFeway INC NEW			1,205.00000	22.4380	01/03/11	04/21/11	29,656.40	27,037.79	2,618.61
			979.00000	21.5579	01/04/11	04/21/11	24,094.29	21,105.18	2,989.11
Subtotal			2,184.00000				53,750.69	48,142.97	5,607.72
SEI INVESTMENTS CO	X		1,460.00000	22.7846	04/29/10	02/23/11	33,115.37	33,265.51	-150.14
SOLERA HOLDINGS INC			749.00000	53.3409	04/25/11	10/07/11	37,492.27	39,952.33	-2,460.06
SYNOPSIS CORP	X		1,412.00000	25.8966	12/02/10	01/11/11	37,695.67	36,566.00	1,129.67
TOWERS WATSON & CO CL A			256.00000	65.2914	06/30/11	10/04/11	14,778.59	16,714.60	-1,936.01
TREEHOUSE FOODS INC			555.00000	50.6378	03/15/11	07/15/11	29,046.97	28,103.98	942.99
			392.00000	52.0973	03/17/11	07/15/11	20,516.06	20,422.14	93.92
Subtotal			947.00000				49,563.03	48,526.12	1,036.91
UNITED RENTALS INC	X		1,105.00000	22.7287	12/08/10	07/20/11	27,382.91	25,115.21	2,267.70
	X		475.00000	23.2816	12/10/10	07/20/11	11,770.94	11,058.76	712.18
Subtotal			1,580.00000				39,153.85	36,173.97	2,979.88
V F CORPORATION	X		35.00000	83.9116	04/14/10	04/14/11	3,510.68	2,936.91	573.77
VARIAN SEMICONDUCTOR EQUIPMENT ASSOCS INC			894.00000	41.4453	01/13/11	05/04/11	54,784.78	37,052.10	17,732.68
VERISIGN INC			1,062.00000	37.0331	05/18/11	08/11/11	30,357.85	39,329.15	-8,971.30
VIRGIN MEDIA INC	X		1,480.00000	21.3221	07/30/10	02/08/11	37,351.52	31,556.71	5,794.81



Annual Statement Information

Account Number: 2355-8154
 LIPPMAN KANFER FAMILY
 FOUNDATION ATTN: LOU COLELLA

Realized Gain/Loss

Short Term Description	Continued	Noncovered	Share Quantity	Adjusted Price/Original Price	Date Acquired	Close Date	Proceeds	Adjusted Cost/Original Cost	Gain or Loss Amount
WABCO HOLDINGS INC			819.00000	58.8500	08/03/11	10/14/11	35,060.71	48,198.15	-13,137.44
			27.00000	55.0300	08/05/11	10/14/11	1,155.85	1,485.81	-329.96
Subtotal			846.00000				36,216.56	49,683.96	-13,467.40
WASTE CONNECTIONS INC		X	1,132.50000	22.5882	05/25/10	03/11/11	32,169.54	25,581.14	6,588.40
			909.00000	31.7413	05/18/11	09/15/11	30,552.35	28,852.85	1,699.50
Subtotal			2,041.50000				62,721.89	54,433.99	8,287.90
WHITING PETROLEUM CORP			414.00000	62.7806	07/25/11	08/08/11	18,946.39	25,991.17	-7,044.78
WILLIS GROUP HOLDINGS PUBLIC LIMITED COMPANY ORDINARY SHARES			555.00000	41.3306	05/31/11	10/12/11	19,802.57	22,938.48	-3,135.91
			370.00000	42.1535	06/03/11	10/12/11	13,201.72	15,596.80	-2,395.08
Subtotal			925.00000				33,004.29	38,535.28	-5,530.99
WOLVERINE WORLD WIDE INC			90.00000	39.9499	07/13/11	12/14/11	3,063.05	3,595.50	-532.45
WYNDHAM WORLDWIDE CORP			716.00000	30.5634	02/08/11	11/17/11	24,368.88	21,883.40	2,485.48
XL GROUP PLC SHS		X	1,710.00000	18.1730	08/04/10	02/01/11	39,459.03	31,075.83	8,383.20
TOTAL SHORT TERM GAINS OR LOSSES FOR COVERED SECURITIES							\$1,678,474.98	\$1,848,677.24	-\$170,202.26
TOTAL SHORT TERM GAINS OR LOSSES FOR NONCOVERED SECURITIES							\$1,167,457.17	\$1,017,922.65	\$149,534.52
								\$1,019,630.89	

Annual Statement Information

Account Number: 2355-8154
 LIPPMAN KANFER FAMILY
 FOUNDATION ATTN: LOU COLELLA

Realized Gain/Loss

Long Term Description	Noncovered	Share Quantity	Adjusted Price/Original Price	Date Acquired	Close Date	Proceeds	Adjusted Cost/Original Cost	Gain or Loss Amount
BIO RAD LABS INC CL A	X	87.00000	70.0245	11/07/08	08/29/11	8,799.04	6,092.14	2,706.90
	X	73.00000	70.0245	11/07/08	08/30/11	7,264.51	5,111.78	2,152.73
	X	5.00000	69.3294	12/18/08	08/30/11	497.57	346.65	150.92
	X	10.00000	72.7900	05/15/09	08/30/11	995.14	727.90	267.24
	X	15.00000	72.5200	07/07/09	08/30/11	1,492.71	1,087.80	404.91
	X	15.00000	83.8800	08/07/09	08/30/11	1,492.71	1,258.20	234.51
	X	25.00000	111.5085	04/26/10	08/30/11	2,487.85	2,787.72	-299.87
Subtotal		230.00000				23,029.53	17,412.19	5,617.34
BRUKER CORPORATION	X	880.00000	14.6347	05/06/10	07/11/11	17,524.68	12,878.54	4,646.14
	X	535.00000	14.6347	05/06/10	07/12/11	10,491.19	7,829.56	2,661.63
Subtotal		1,415.00000				28,015.87	20,708.10	7,307.77
CROWN HOLDINGS INC	X	728.00000	23.4555	05/20/10	08/02/11	27,308.50	17,075.61	10,232.89
	X	79.00000	23.4555	05/20/10	08/23/11	2,626.16	1,852.98	773.18
Subtotal		807.00000				29,934.66	18,928.59	11,006.07
DISCOVER FINANCIAL	X	1,704.00000	15.5635	04/09/10	05/20/11	42,878.80	26,520.20	16,358.60
	X	376.00000	15.5635	04/09/10	10/19/11	8,471.11	5,851.87	2,619.24
	X	1,385.00000	15.6228	09/08/10	10/19/11	31,203.45	21,637.58	9,565.87
Subtotal		3,465.00000				82,553.36	54,009.65	28,543.71
DOLBY LABORATORIES INC CL A	X	150.00000	40.8598	04/28/08	06/01/11	6,841.59	6,128.96	712.63
	X	65.00000	32.5200	12/18/08	06/01/11	2,964.69	2,113.80	850.89
	X	30.00000	38.4800	05/15/09	06/01/11	1,368.31	1,154.40	213.91
	X	40.00000	35.0394	07/07/09	06/01/11	1,824.42	1,401.58	422.84
	X	35.00000	40.2300	08/07/09	06/01/11	1,596.37	1,408.05	188.32
Subtotal		320.00000				14,595.38	12,206.79	2,388.59



Annual Statement Information

Account Number: 2355-8154
 LIPPMAN KANFER FAMILY
 FOUNDATION ATTN: LOU COLELLA

Realized Gain/Loss

Long Term Description	Continued	Noncovered	Share Quantity	Adjusted Price/Original Price	Date Acquired	Close Date	Proceeds	Adjusted Cost/Original Cost	Gain or Loss Amount
ENSTAR GROUP LTD		X	90.00000	60.2510	06/02/09	01/26/11	7,321.14	5,422.58	1,898.56
		X	85.00000	57.5829	06/24/09	01/26/11	6,914.41	4,894.55	2,019.86
		X	30.00000	57.5829	06/24/09	01/27/11	2,445.06	1,727.48	717.58
		X	20.00000	61.8400	08/07/09	01/27/11	1,630.04	1,236.80	393.24
Subtotal			225.00000				18,310.65	13,281.41	5,029.24
HASBRO INC		X	715.00000	35.3177	02/10/10	04/14/11	32,282.33	25,252.15	7,030.18
		X	15.00000	35.0145	02/16/10	04/14/11	677.25	525.22	152.03
		X	731.00000	40.6382	05/17/10	06/07/11	32,151.98	29,706.52	2,445.46
Subtotal			1,461.00000				65,111.56	55,483.89	9,627.67
HOSPIRA INC		X	760.00000	54.0925	03/10/10	05/04/11	42,382.93	41,110.30	1,272.63
		X	180.00000	56.1549	03/18/10	05/04/11	10,038.07	10,107.88	-69.81
Subtotal			940.00000				52,421.00	51,218.18	1,202.82
IHS INC CL A		X	55.00000	63.0296	04/09/08	04/04/11	4,908.84	3,466.62	1,442.22
		X	225.00000	49.3495	09/19/08	04/04/11	20,081.65	11,103.64	8,978.01
		X	20.00000	38.0394	12/18/08	04/04/11	1,785.03	760.79	1,024.24
		X	30.00000	44.2700	05/15/09	04/04/11	2,677.55	1,328.10	1,349.45
		X	65.00000	46.1700	07/07/09	04/04/11	5,801.38	3,001.05	2,800.33
		X	5.00000	46.1700	07/07/09	04/06/11	439.81	230.85	208.96
		X	60.00000	48.2800	08/07/09	04/06/11	5,277.83	2,896.80	2,381.03
Subtotal			460.00000				40,972.09	22,787.85	18,184.24
INTERVAL LEISURE GROUP		X	280.00000	5.2356	12/18/08	06/10/11	3,598.97	1,465.97	2,133.00
		X	25.00000	5.2356	12/18/08	06/14/11	319.22	130.88	188.34
		X	450.00000	9.8380	07/07/09	06/14/11	5,745.98	4,427.10	1,318.88
		X	30.00000	11.0848	08/07/09	06/14/11	383.07	332.55	50.52

Annual Statement Information

Account Number: 2355-8154
 LIPPMAN KANFER FAMILY
 FOUNDATION ATTN: LOU COLELLA

Realized Gain/Loss

Long Term Description	Continued	Noncovered	Share Quantity	Adjusted Price/Original Price	Date Acquired	Close Date	Proceeds	Adjusted Cost/Original Cost	Gain or Loss Amount
		X	185.00000	11.0848	08/07/09	06/15/11	2,389.28	2,050.70	338.58
		X	740.00000	12.7499	02/01/10	06/15/11	9,557.14	9,434.93	122.21
			1,710.00000				21,993.66	17,842.13	4,151.53
Subtotal									
LABORATORY CORP OF AMER HLDGS		X	260.00000	74.0999	03/01/10	04/27/11	24,888.17	19,265.97	5,622.20
		X	20.00000	73.0397	03/04/10	04/27/11	1,914.48	1,460.79	453.69
			280.00000				26,802.65	20,726.76	6,075.89
Subtotal									
NOBLE ENERGY INC		X	310.00000	60.6921	08/12/09	02/11/11	27,022.70	18,814.55	8,208.15
		X	300.00000	45.0549	05/05/09	10/27/11	23,433.98	13,516.46	9,917.52
		X	40.00000	44.2000	05/15/09	10/27/11	3,124.53	1,768.00	1,356.53
		X	10.00000	45.3294	07/07/09	10/27/11	781.13	453.29	327.84
		X	40.00000	52.2394	08/07/09	10/27/11	3,124.53	2,089.58	1,034.95
			390.00000				30,464.17	17,827.33	12,636.84
Subtotal									
PROGRESS SOFTWARE CORP		X	2,010.00000	21.8432	05/05/10	06/29/11	47,103.64	43,904.96	3,198.68
QUEST SOFTWARE INC		X	1,250.00000	16.5139	02/26/10	04/06/11	30,531.03	20,642.37	9,888.66
ROCK-TENN CO									
CL A		X	85.00000	48.1375	09/14/09	12/15/11	4,640.62	4,091.68	548.94
		X	475.00000	42.6463	02/01/10	12/15/11	25,932.94	20,257.00	5,675.94
			560.00000				30,573.56	24,348.68	6,224.88
Subtotal									
ROPER INDS INC NEW		X	65.00000	43.1762	07/07/09	01/19/11	4,822.54	2,806.45	2,016.09
		X	15.00000	47.1300	08/07/09	01/19/11	1,112.89	706.95	405.94
		X	275.00000	53.4207	12/02/09	01/19/11	20,403.06	14,690.69	5,712.37
		X	5.00000	53.8497	12/04/09	01/19/11	370.96	269.25	101.71
			360.00000				26,709.45	18,473.34	8,236.11
Subtotal									
SOLUTION INC		X	1,476.00000	15.4105	06/03/10	08/15/11	26,306.53	22,745.91	3,560.62



Annual Statement Information

Account Number: 2355-8154
 LIPPMAN KANFER FAMILY
 FOUNDATION ATTN: LOU COLELLA

Realized Gain/Loss


Long Term Description	Continued	Noncovered	Share Quantity	Adjusted Price/Original Price	Date Acquired	Close Date	Proceeds	Adjusted Cost/Original Cost	Gain or Loss Amount
ST JUDE MEDICAL INC		X	350.00000	39.1870	03/03/10	12/16/11	11,619.87	13,715.44	-2,095.57
		X	97.00000	40.4718	03/24/10	12/16/11	3,220.37	3,925.77	-705.40
Subtotal			447.00000				14,840.24	17,641.21	-2,800.97
TELEDYNE TECHNOLOGIES IN		X	295.00000	27.1551	02/05/09	06/07/11	13,645.31	8,010.75	5,634.56
		X	120.00000	27.8590	02/06/09	06/07/11	5,550.63	3,343.08	2,207.55
		X	40.00000	30.0600	05/15/09	06/07/11	1,850.21	1,202.40	647.81
		X	55.00000	31.4000	07/07/09	06/07/11	2,544.04	1,727.00	817.04
		X	80.00000	32.4100	08/07/09	06/07/11	3,700.44	2,592.80	1,107.64
Subtotal			590.00000				27,290.63	16,876.03	10,414.60
V F CORPORATION		X	285.00000	74.0630	12/01/09	04/14/11	28,586.91	21,107.95	7,478.96
		X	130.00000	84.0513	04/13/10	04/14/11	13,039.65	10,926.67	2,112.98
		X	110.00000	83.9116	04/14/10	04/15/11	11,095.50	9,230.27	1,865.23
Subtotal			525.00000				52,722.06	41,264.89	11,457.17
WASTE CONNECTIONS INC		X	490.50000	20.2719	01/07/08	03/11/11	13,933.02	9,943.37	3,989.65
		X	225.00000	19.6378	12/18/08	03/11/11	6,391.29	4,418.52	1,972.77
		X	45.00000	16.1733	05/15/09	03/11/11	1,278.25	727.80	550.45
		X	180.00000	16.9716	07/07/09	03/11/11	5,113.03	3,054.90	2,058.13
		X	120.00000	18.5600	08/07/09	03/11/11	3,408.69	2,227.20	1,181.49
Subtotal			1,060.50000				30,124.28	20,371.79	9,752.49
WHITING PETROLEUM CORP		X	80.00000	24.7798	08/25/09	04/19/11	5,563.29	1,982.38	3,580.91
		X	311.00000	39.6437	03/16/10	04/19/11	21,627.30	12,329.21	9,298.09
		X	362.00000	39.6437	03/16/10	07/28/11	19,687.32	14,351.04	5,336.28
		X	19.00000	39.6437	03/16/10	07/29/11	1,110.33	753.24	357.09
		X	138.00000	39.6437	03/16/10	08/08/11	6,315.46	5,470.82	844.64
		X	30.00000	37.7546	03/22/10	08/08/11	1,372.92	1,132.64	240.28

Annual Statement Information

Account Number: 2355-8154
 LIPPMAN KANFER FAMILY
 FOUNDATION ATTN: LOU COLELLA

Realized Gain/Loss

Long Term Description	Continued	Noncovered	Share Quantity	Adjusted Price/Original Price	Date Acquired	Close Date	Proceeds	Adjusted Cost/Original Cost	Gain or Loss Amount
Subtotal			940.00000				55,676.62	36,019.33	19,657.29
WOLVERINE WORLD WIDE INC		X	321.00000	25.5827	09/08/09	12/14/11	10,924.86	8,212.04	2,712.82
		X	285.00000	25.9043	09/09/09	12/14/11	9,699.64	7,382.73	2,316.91
Subtotal			606.00000				20,624.50	15,594.77	5,029.73
TOTAL LONG TERM GAINS OR LOSSES FOR COVERED SECURITIES								\$0.00	\$0.00
TOTAL LONG TERM GAINS OR LOSSES FOR NONCOVERED SECURITIES								\$823,729.82	\$619,130.70
									\$204,599.12



Annual Statement Information

Account Number: 8829-4326
 Command Account Number: 9076106610
 LIPPMAN KANFER FAMILY
 FOUNDATION
 For Banking Inquiries call: 1-888-215-3904

Realized Gain/Loss

This information is provided for courtesy purposes only. Each individual taxpayer should consult with a Tax Advisor as to any additional reporting requirements or adjustments. **THIS INFORMATION IS NOT VERIFIED OR GUARANTEED BY FIRST CLEARING, LLC TO BE ACCURATE FOR EACH TAXPAYER'S UNIQUE REPORTING REQUIREMENTS. THEREFORE, YOU SHOULD NEVER ASSUME THIS STATEMENT IS ACCURATE IN LIEU OF COMPLETING YOUR TAX RETURN AND CONSULTING WITH YOUR TAX ADVISOR.**

Federal tax reporting requirements will create differences between the information presented here and what appears on your Form 1099-B, including but not limited to the following situations:

- * Cost basis for many fixed income tax lots has been amortized (for securities purchased at a premium) or accreted (for securities purchased at a discount), when possible, for applicable securities. For securities that were purchased at an Original Issue Discount (OID), only those positions whose cost basis has been adjusted will reflect the impacts of the OID accruals on the original cost basis. The original issue discount amount reported on your Form 1099-OID is not adjusted for market discount, acquisition premium or bond premium. Therefore, the amortization and accretion adjustments used on this statement may not be consistent with the Form 1099-OID amount because the reporting requirements on the Form 1099-OID are different.
- * The Original Price represents the unadjusted price of the security. The Original Price can be used to calculate the original unadjusted cost of the security.
- * Long-term capital gains reported by a RIC or REIT appear on Form 1099-DIV only, as noted in the instructions for that form.
- * Lots closed due to transfers or journals will not be reflected in the Realized Gain/Loss Statement, or on the Form 1099-B.

REALIZED GAIN/LOSS SUMMARY

	COVERED	NONCOVERED	TOTAL
Short term	\$0.00	-\$3,758.78	-\$3,758.78
Long term	\$0.00	\$98,394.61	\$98,394.61
Other term	Not applicable	\$0.00	\$0.00
Index options	Not applicable	\$0.00	\$0.00
Total - Realized Gain/Loss	\$0.00	\$94,635.83	\$94,635.83

Realized Gain/Loss Detail

Short Term Description	Noncovered	Share Quantity	Adjusted Price/Original Price	Date Acquired	Close Date	Proceeds	Adjusted Cost/Original Cost	Gain or Loss Amount
CEPHALON INC	X	252.00000	64.7826	12/21/10	04/15/11	19,173.18	16,325.22	2,847.96
TELLABS INC	X	6,774.00000	6.6522	11/16/10	02/15/11	38,455.26	45,062.00	-6,606.74
TOTAL SHORT TERM GAINS OR LOSSES FOR COVERED SECURITIES						\$0.00	\$0.00	\$0.00
TOTAL SHORT TERM GAINS OR LOSSES FOR NONCOVERED SECURITIES						\$57,628.44	\$61,387.22	-\$3,758.78

Annual Statement Information

Account Number: 8829-4326
 Command Account Number: 9076106610
 LIPPMAN KANFER FAMILY
 FOUNDATION
 For Banking Inquiries call: 1-888-215-3904

Realized Gain/Loss

Long Term Description	Noncovered	Share Quantity	Adjusted Price/Original Price	Date Acquired	Close Date	Proceeds	Adjusted Cost/Original Cost	Gain or Loss Amount
BECKMAN COULTER INC	X	90.00000	64.6890	07/06/05	06/27/11	7,513.06	5,822.01	1,691.05
	X	20.00000	56.8400	01/05/06	06/27/11	1,669.56	1,136.80	532.76
	X	130.00000	62.9799	03/28/07	06/27/11	10,852.21	8,187.39	2,664.82
	X	20.00000	71.7900	09/05/07	06/27/11	1,669.57	1,435.80	233.77
	X	36.00000	55.7900	07/07/09	06/27/11	3,005.23	2,008.44	996.79
Subtotal		296.00000				24,709.63	18,590.44	6,119.19
CEPHALON INC	X	290.00000	65.8430	10/23/08	04/15/11	22,064.37	19,094.47	2,969.90
	X	30.00000	55.2594	07/07/09	04/15/11	2,282.52	1,657.78	624.74
Subtotal		320.00000				24,346.89	20,752.25	3,594.64
CUMMINS INC	X	50.00000	18.7462	07/06/05	01/03/11	5,571.50	937.31	4,634.19
EXPRESS SCRIPTS INC								
CL A	X	140.00000	12.8490	07/06/05	07/08/11	7,597.52	1,798.85	5,798.67
	X	260.00000	22.2000	01/05/06	07/08/11	14,109.69	5,772.00	8,337.69
	X	900.00000	16.7475	11/22/06	07/08/11	48,841.26	15,072.73	33,768.53
	X	40.00000	27.5050	09/05/07	07/08/11	2,170.72	1,100.20	1,070.52
	X	100.00000	30.1250	12/18/08	07/08/11	5,426.80	3,012.50	2,414.30
	X	90.00000	29.3250	05/15/09	07/08/11	4,884.13	2,639.25	2,244.88
	X	72.00000	33.5800	07/07/09	07/08/11	3,907.30	2,417.76	1,489.54
	X	124.00000	33.6550	08/07/09	07/08/11	6,729.25	4,173.22	2,556.03
Subtotal		1,726.00000				93,666.67	35,986.51	57,680.16
IMMUCOR INC	X	997.00000	19.5600	07/06/05	08/19/11	26,919.00	19,501.32	7,417.68
XXX	X	277.00000	16.9667	01/05/06	08/19/11	7,479.00	4,708.25	2,770.75
	X	95.00000	33.0750	09/05/07	08/19/11	2,565.00	3,142.13	-577.13
	X	160.00000	25.5575	12/18/08	08/19/11	4,320.00	4,089.20	230.80
	X	165.00000	13.3147	07/07/09	08/19/11	4,455.00	2,196.93	2,258.07



Annual Statement Information

Account Number: 8829-4326
 Command Account Number: 9076106610
 LIPPMAN KANFER FAMILY
 FOUNDATION
 For Banking Inquiries call: 1-888-215-3904

Realized Gain/Loss

Long Term Description	Continued	Noncovered	Share Quantity	Adjusted Price/Original Price	Date Acquired	Close Date	Proceeds	Adjusted Cost/Original Cost	Gain or Loss Amount
		X	134.00000	17.2760	08/07/09	08/19/11	3,618.00	2,314.98	1,303.02
			1,828.00000				49,356.00	35,952.81	13,403.19
Subtotal									
PHARMACEUTICAL PRODUCTCHG DEVELOPMENT INC		X	647.00000	23.2080	07/06/05	12/06/11	21,512.75	15,015.59	6,497.16
		X	590.00000	29.6574	01/05/06	12/06/11	19,617.50	17,497.89	2,119.61
		X	140.00000	33.7981	09/05/07	12/06/11	4,655.00	4,731.76	-76.76
		X	95.00000	26.9907	12/18/08	12/06/11	3,158.75	2,564.13	594.62
		X	75.00000	19.6278	05/15/09	12/06/11	2,493.75	1,472.10	1,021.65
		X	84.00000	20.4674	07/07/09	12/06/11	2,793.00	1,719.27	1,073.73
		X	130.00000	19.9173	08/07/09	12/06/11	4,322.50	2,589.27	1,733.23
			1,761.00000				58,553.25	45,590.01	12,963.24
Subtotal									
TOTAL LONG TERM GAINS OR LOSSES FOR COVERED SECURITIES							\$0.00	\$0.00	\$0.00
TOTAL LONG TERM GAINS OR LOSSES FOR NONCOVERED SECURITIES							\$256,203.94	\$157,809.33	\$98,394.61



Annual Statement Information

Account Number: 1915-7197
 LIPPMAN KANFER FAMILY
 FOUNDATION ATTN: LOU COLELLA

Realized Gain/Loss

This information is provided for courtesy purposes only. Each individual taxpayer should consult with a Tax Advisor as to any additional reporting requirements or adjustments. **THIS INFORMATION IS NOT VERIFIED OR GUARANTEED BY FIRST CLEARING, LLC TO BE ACCURATE FOR EACH TAXPAYER'S UNIQUE REPORTING REQUIREMENTS. THEREFORE, YOU SHOULD NEVER ASSUME THIS STATEMENT IS ACCURATE IN LIEU OF COMPLETING YOUR TAX RETURN AND CONSULTING WITH YOUR TAX ADVISOR.**

Federal tax reporting requirements will create differences between the information presented here and what appears on your Form 1099-B, including but not limited to the following situations:

* Cost basis for many fixed income tax lots has been amortized (for securities purchased at a premium) or accreted (for securities purchased at a discount), when possible, for applicable securities. For securities that were purchased at an Original Issue Discount (OID), only those positions whose cost basis has been adjusted will reflect the impacts of the OID accruals on the original cost basis. The original issue discount amount reported on your Form 1099-OID is not adjusted for market discount, acquisition premium or bond premium. Therefore, the amortization and accretion adjustments used on this statement may not be consistent with the Form 1099-OID amount because the reporting requirements on the Form 1099-OID are different.

* The Original Price represents the unadjusted price of the security. The Original Price can be used to calculate the original unadjusted cost of the security.

* Long-term capital gains reported by a RIC or REIT appear on Form 1099-DIV only, as noted in the instructions for that form.

* Lots closed due to transfers or journals will not be reflected in the Realized Gain/Loss Statement, or on the Form 1099-B.

REALIZED GAIN/LOSS SUMMARY

Short term	COVERED	NONCOVERED	TOTAL
Long term	-\$108.47	-\$19,275.12	-\$19,383.59
Other term	\$0.00	\$27,362.21	\$27,362.21
Index options	Not applicable	\$0.00	\$0.00
	Not applicable	\$0.00	\$0.00
Total - Realized Gain/Loss	-\$108.47	\$8,087.09	\$7,978.62

Realized Gain/Loss Detail

Short Term Description	Noncovered	Share Quantity	Adjusted Price/Original Price	Date Acquired	Close Date	Proceeds	Adjusted Cost/Original Cost	Gain or Loss Amount	
BEST BUY CO INC	X	600.00000	33.6483	12/22/10	12/13/11	14,821.28	20,188.98	-5,367.70	
STAPLES INC	X	1,900.00000	22.4830	12/22/10	07/15/11	28,810.28	42,717.70	-13,907.42	
TRANSOCEAN LTD ORDINARY SHARES		200.00000	51.8628	11/03/11	11/09/11	10,264.09	10,372.56	-108.47	
TOTAL SHORT TERM GAINS OR LOSSES FOR COVERED SECURITIES							\$10,264.09	\$10,372.56	-\$108.47
TOTAL SHORT TERM GAINS OR LOSSES FOR NONCOVERED SECURITIES							\$43,631.56	\$62,906.68	-\$19,275.12

Annual Statement Information

Page 13 of 17

Account Number: 1915-7197
LIPPMAN KANFER FAMILY
FOUNDATION ATTN: LOU COLELLA

Realized Gain/Loss

Long Term Description	Noncovered	Share Quantity	Adjusted Price/Original Price	Date Acquired	Close Date	Proceeds	Adjusted Cost/Original Cost	Gain or Loss Amount
APACHE CORP COMMON	X	200.00000	68.6100	07/06/05	02/07/11	23,600.22	13,722.00	9,878.22
	X	100.00000	70.9000	01/04/06	02/07/11	11,800.12	7,090.00	4,710.12
Subtotal		300.00000				35,400.34	20,812.00	14,588.34
AUTOZONE INC	X	100.00000	144.9690	09/30/09	05/04/11	28,260.85	14,496.90	13,763.95
	X	100.00000	137.3459	10/27/09	05/04/11	28,260.86	13,734.59	14,526.27
	X	100.00000	137.3459	10/27/09	05/13/11	28,554.42	13,734.59	14,819.83
Subtotal		300.00000				85,076.13	41,966.08	43,110.05
BANK OF AMERICA CORP	X	1,264.02127	25.7607	09/18/08	07/11/11	13,132.92	32,556.88	-19,423.96
	X	1,374.97873	13.3005	11/24/08	07/11/11	14,285.75	18,285.05	-3,999.30
	X	800.00000	11.7880	05/18/09	07/11/11	8,311.84	9,430.40	-1,118.56
	X	1,000.00000	16.8380	09/30/09	07/11/11	10,389.80	16,838.00	-6,448.20
	X	1,700.00000	16.9000	03/22/10	07/11/11	17,662.67	28,730.00	-11,067.33
Subtotal		6,139.00000				63,782.98	105,840.33	-42,057.35
BEST BUY CO INC	X	200.00000	37.8682	09/29/08	12/13/11	4,940.42	7,573.64	-2,633.22
	X	800.00000	21.8900	10/28/08	12/13/11	19,761.70	17,512.00	2,249.70
Subtotal		1,000.00000				24,702.12	25,085.64	-383.52
CONOCOPHILLIPS	X	476.72000	63.4550	12/19/05	03/29/11	37,590.12	30,250.26	7,339.86
	X	23.28000	63.4550	01/04/06	03/29/11	1,835.67	1,477.24	358.43
Subtotal		500.00000				39,425.79	31,727.50	7,698.29
DELL INC	X	200.00000	30.7780	01/04/06	02/07/11	2,808.02	6,155.60	-3,347.58
	X	1,000.00000	26.2500	05/08/06	02/07/11	14,040.12	26,250.00	-12,209.88
	X	500.00000	11.0480	05/18/09	02/07/11	7,020.06	5,524.00	1,496.06
	X	900.00000	15.1471	09/30/09	02/07/11	12,636.13	13,632.39	-996.26
Subtotal		2,600.00000				36,504.33	51,561.99	-15,057.66
HUMANA INC	X	300.00000	50.4006	06/05/08	08/24/11	21,398.58	15,120.18	6,278.40



Annual Statement Information

Account Number: 1915-7197
 LIPPMAN KANFER FAMILY
 FOUNDATION ATTN: LOU COLELLA

Realized Gain/Loss

Long Term Description	Continued	Noncovered	Share Quantity	Adjusted Price/Original Price	Date Acquired	Close Date	Proceeds	Adjusted Cost/Original Cost	Gain or Loss Amount
Subtotal		X	200.00000	36.3621	10/07/08	08/24/11	14,265.73	7,272.42	6,993.31
Subtotal			500.00000				35,664.31	22,392.60	13,271.71
INGERSOLL-RAND PLC SHARES		X	600.00000	35.4950 35.9650	07/06/05	07/25/11	23,855.83	21,297.00 21,579.00	2,558.83
		X	300.00000	40.6799 41.1499	01/04/06	07/25/11	11,927.93	12,203.97 12,344.97	-276.04
Subtotal			900.00000				35,783.76	33,500.97 33,923.97	2,282.79
MARATHON OIL CORP		X	800.00000	27.6300	07/06/05	05/04/11	41,167.84	22,104.00	19,063.84
		X	100.00000	16.4812	07/06/05	07/18/11	3,128.64	1,648.13	1,480.51
		X	400.00000	33.3735	09/04/07	07/18/11	12,514.60	13,349.44	-834.84
		X	600.00000	27.7073	04/28/08	07/18/11	18,771.90	16,624.42	2,147.48
		X	400.00000	17.7381	05/18/09	07/18/11	12,514.60	7,095.25	5,419.35
		X	500.00000	18.8949	09/30/09	07/18/11	15,643.25	9,447.49	6,195.76
Subtotal			2,800.00000				103,740.83	70,268.73	33,472.10
MARATHON PETROLEUM CORP		X	50.00000	22.2974	07/06/05	09/28/11	1,490.80	1,114.87	375.93
		X	200.00000	45.1508	09/04/07	09/28/11	5,963.22	9,030.16	-3,066.94
		X	300.00000	37.4850	04/28/08	09/28/11	8,944.83	11,245.52	-2,300.69
		X	200.00000	23.9977	05/18/09	09/28/11	5,963.23	4,799.55	1,163.68
		X	250.00000	25.5628	09/30/09	09/28/11	7,454.04	6,390.71	1,063.33
Subtotal			1,000.00000				29,816.12	32,580.81	-2,764.69
PROCTER & GAMBLE CO		X	300.00000	61.5175	07/11/07	05/04/11	19,769.91	18,455.25	1,314.66
		X	200.00000	65.1142	09/05/07	05/04/11	13,179.95	13,022.84	157.11
Subtotal			500.00000				32,949.86	31,478.09	1,471.77

Annual Statement Information

Page 15 of 17

Account Number: 1915-7197
 LIPPMAN KANFER FAMILY
 FOUNDATION ATTN: LOU COLELLA

Realized Gain/Loss

Long Term Description	Continued	Noncovered	Share Quantity	Adjusted Price/Original Price	Date Acquired	Close Date	Proceeds	Adjusted Cost/Original Cost	Gain or Loss Amount
TRANSOCEAN LTD ORDINARY SHARES		X	400.00000	117.6230	09/09/08	11/09/11	20,528.16	47,049.20	-26,521.04
		X	400.00000	67.0000	11/13/08	11/09/11	20,528.16	26,800.00	-6,271.84
		X	100.00000	70.7386	07/02/09	11/09/11	5,132.04	7,073.86	-1,941.82
			900.00000				46,188.36	80,923.06	-34,734.70
WALGREEN COMPANY		X	500.00000	30.0420	05/18/09	05/04/11	21,486.08	15,021.00	6,465.08
TOTAL LONG TERM GAINS OR LOSSES FOR NONCOVERED SECURITIES							\$590,521.01	\$563,158.80	\$27,362.21
TOTAL LONG TERM GAINS OR LOSSES FOR COVERED SECURITIES							\$0.00	\$0.00	\$0.00

Application for Extension of Time To File an Exempt Organization Return

OMB No 1545-1709

▶ **File a separate application for each return.**

- If you are filing for an **Automatic 3-Month Extension**, complete only Part I and check this box
 - If you are filing for an **Additional (Not Automatic) 3-Month Extension**, complete only Part II (on page 2 of this form)
- Do not complete Part II unless you have already been granted an automatic 3-month extension on a previously filed Form 8868.**

Electronic filing (e-file). You can electronically file Form 8868 if you need a 3-month automatic extension of time to file (6 months for a corporation required to file Form 990-T), or an additional (not automatic) 3-month extension of time. You can electronically file Form 8868 to request an extension of time to file any of the forms listed in Part I or Part II with the exception of Form 8870, Information Return for Transfers Associated With Certain Personal Benefit Contracts, which must be sent to the IRS in paper format (see instructions) For more details on the electronic filing of this form, visit www.irs.gov/efile and click on *e-file for Charities & Nonprofits*

Part I Automatic 3-Month Extension of Time. Only submit original (no copies needed)

A corporation required to file Form 990-T and requesting an automatic 6-month extension - check this box and complete Part I only
All other corporations (including 1120-C filers), partnerships, REMICs, and trusts must use Form 7004 to request an extension of time to file income tax returns.

Type or print <small>File by the due date for filing your return See instructions</small>	Name of exempt organization or other filer, see instructions LIPPMAN KANFER FAMILY FOUNDATION	<small>Enter filer's identifying number, see instructions</small> Employer identification number (EIN) or
	Number, street, and room or suite no. If a P.O. box, see instructions ONE GOJO PLAZA	<input checked="" type="checkbox"/> 34-0974875 Social security number (SSN)
	City, town or post office, state, and ZIP code For a foreign address see instructions AKRON, OH 44311	

Enter the Return code for the return that this application is for (file a separate application for each return) 0 4

Application Is For	Return Code	Application Is For	Return Code
Form 990	01	Form 990-T (corporation)	07
Form 990-BL	02	Form 1041-A	08
Form 990-EZ	01	Form 4720	09
Form 990-PF	04	Form 5227	10
Form 990-T (sec 401(a) or 408(a) trust)	05	Form 6069	11
Form 990-T (trust other than above)	06	Form 8870	12

• The books are in the care of ▶ NEAL B COLBY, CPA

Telephone No ▶ 234 678-3883

FAX No ▶ _____

- If the organization does not have an office or place of business in the United States, check this box
- If this is for a Group Return, enter the organization's four digit Group Exemption Number (GEN) _____ If this is for the whole group, check this box . If it is for part of the group, check this box and attach a list with the names and EINs of all members the extension is for.

1 I request an automatic 3-month (6 months for a corporation required to file Form 990-T) extension of time until 08/15, 2012, to file the exempt organization return for the organization named above. The extension is for the organization's return for:
 ▶ calendar year 2011 or
 ▶ tax year beginning _____, 20____, and ending _____, 20____.

2 If the tax year entered in line 1 is for less than 12 months, check reason Initial return Final return
 Change in accounting period

3a If this application is for Form 990-BL, 990-PF, 990-T, 4720, or 6069, enter the tentative tax, less any nonrefundable credits See instructions	3a \$ <u>20,000.</u>
3b If this application is for Form 990-PF, 990-T, 4720, or 6069, enter any refundable credits and estimated tax payments made. Include any prior year overpayment allowed as a credit	3b \$ <u>20,000.</u>
3c Balance due. Subtract line 3b from line 3a. Include your payment with this form, if required, by using EFTPS (Electronic Federal Tax Payment System). See instructions	3c \$ _____

Caution. If you are going to make an electronic fund withdrawal with this Form 8868, see Form 8453-EO and Form 8879-EO for payment instructions

For Privacy Act and Paperwork Reduction Act Notice, see instructions.

Form 8868 (Rev 1-2012)

- If you are filing for an **Additional (Not Automatic) 3-Month Extension**, complete only **Part II** and check this box **X**.
Note. Only complete Part II if you have already been granted an automatic 3-month extension on a previously filed Form 8868
- If you are filing for an **Automatic 3-Month Extension**, complete only **Part I** (on page 1).

Part II Additional (Not Automatic) 3-Month Extension of Time. Only file the original (no copies needed).

Enter filer's identifying number, see instructions

Type or print	Name of exempt organization LIPPMAN KANFER FAMILY FOUNDATION	Employer identification number (EIN) or <input checked="" type="checkbox"/> 34-0974875
	Number, street, and room or suite no. If a P O box, see instructions. ONE GOJO PLAZA	Social security number (SSN) <input type="checkbox"/>
File by the due date for filing your return See instructions	City, town or post office, state, and ZIP code For a foreign address, see instructions AKRON, OH 44311	

Enter the Return code for the return that this application is for (file a separate application for each return) **04**

Application Is For	Return Code	Application Is For	Return Code
Form 990	01		
Form 990-BL	02	Form 1041-A	08
Form 990-EZ	01	Form 4720	09
Form 990-PF	04	Form 5227	10
Form 990-T (sec. 401(a) or 408(a) trust)	05	Form 6069	11
Form 990-T (trust other than above)	06	Form 8870	12

STOP! Do not complete Part II if you were not already granted an automatic 3-month extension on a previously filed Form 8868.

- The books are in the care of **NEAL B. COLBY, CPA**
 Telephone No **(234) 678-3883** FAX No.
- If the organization does not have an office or place of business in the United States, check this box
- If this is for a Group Return, enter the organization's four digit Group Exemption Number (GEN) _____ . If this is for the whole group, check this box . If it is for part of the group, check this box and attach a list with the names and EINs of all members the extension is for

- 4 I request an additional 3-month extension of time until 11/15/2012
- 5 For calendar year 2011, or other tax year beginning _____, and ending _____
- 6 If the tax year entered in line 5 is for less than 12 months, check reason: Initial return Final return
 Change in accounting period
- 7 State in detail why you need the extension ADDITIONAL TIME IS NEEDED TO GATHER INFORMATION NECESSARY TO FILE A COMPLETE AND ACCURATE RETURN

8a If this application is for Form 990-BL, 990-PF, 990-T, 4720, or 6069, enter the tentative tax, less any nonrefundable credits. See instructions.	8a	\$ NONE
b If this application is for Form 990-PF, 990-T, 4720, or 6069, enter any refundable credits and estimated tax payments made. Include any prior year overpayment allowed as a credit and any amount paid previously with Form 8868.	8b	\$
c Balance due. Subtract line 8b from line 8a. Include your payment with this form, if required, by using EFTPS (Electronic Federal Tax Payment System). See instructions.	8c	\$ NONE 0

Signature and Verification must be completed for Part II only.

Under penalties of perjury, I declare that I have examined this form, including accompanying schedules and statements, and to the best of my knowledge and belief, it is true, correct, and complete, and that I am authorized to prepare this form

Signature Elizabeth E. Kozenko **CPA** Date 8-14-12
 Form 8868 (Rev 1-2012)

Application for Extension of Time To File an Exempt Organization Return

OMB No 1545-1709

▶ File a separate application for each return.

- If you are filing for an **Automatic 3-Month Extension**, complete only **Part I** and check this box
 - If you are filing for an **Additional (Not Automatic) 3-Month Extension**, complete only **Part II** (on page 2 of this form)
- Do not complete Part II unless you have already been granted an automatic 3-month extension on a previously filed Form 8868.**

Electronic filing (e-file) You can electronically file Form 8868 if you need a 3-month automatic extension of time to file (6 months for a corporation required to file Form 990-T), or an additional (not automatic) 3-month extension of time. You can electronically file Form 8868 to request an extension of time to file any of the forms listed in Part I or Part II with the exception of Form 8870, Information Return for Transfers Associated With Certain Personal Benefit Contracts, which must be sent to the IRS in paper format (see instructions) For more details on the electronic filing of this form, visit www.irs.gov/efile and click on *e-file for Charities & Nonprofits*

Part I Automatic 3-Month Extension of Time. Only submit original (no copies needed).

A corporation required to file Form 990-T and requesting an automatic 6-month extension - check this box and complete

Part I only

All other corporations (including 1120-C filers), partnerships, REMICs, and trusts must use Form 7004 to request an extension of time to file income tax returns

Type or print	Name of exempt organization or other filer, see instructions	Enter filer's identifying number, see instructions	
	LIPPMAN KANFER FAMILY FOUNDATION	<input checked="" type="checkbox"/> 34-0974875	Employer identification number (EIN) or
File by the due date for filing your return. See instructions	Number, street, and room or suite no. If a P O box, see instructions	<input type="checkbox"/>	Social security number (SSN)
	ONE GOJO PLAZA		
	City, town or post office, state, and ZIP code. For a foreign address, see instructions		
	AKRON, OH 44311		

Enter the Return code for the return that this application is for (file a separate application for each return) 071

Application Is For	Return Code	Application Is For	Return Code
Form 990	01	Form 990-T (corporation)	07
Form 990-BL	02	Form 1041-A	08
Form 990-EZ	01	Form 4720	09
Form 990-PF	04	Form 5227	10
Form 990-T (sec 401(a) or 408(a) trust)	05	Form 6069	11
Form 990-T (trust other than above)	06	Form 8870	12

- The books are in the care of ▶ NEAL B COLBY, CPA

Telephone No ▶ 234 678-3883 FAX No ▶

- If the organization does not have an office or place of business in the United States, check this box
- If this is for a Group Return, enter the organization's four digit Group Exemption Number (GEN) _____ If this is for the whole group, check this box If it is for part of the group, check this box and attach a list with the names and EINs of all members the extension is for

1 I request an automatic 3-month (6 months for a corporation required to file Form 990-T) extension of time until 08/15, 20 12, to file the exempt organization return for the organization named above. The extension is for the organization's return for:
 ▶ calendar year 20 11 or
 ▶ tax year beginning _____, 20 _____, and ending _____, 20 _____

2 If the tax year entered in line 1 is for less than 12 months, check reason: Initial return Final return
 Change in accounting period

3a If this application is for Form 990-BL, 990-PF, 990-T, 4720, or 6069, enter the tentative tax, less any nonrefundable credits. See instructions	3a \$
3b If this application is for Form 990-PF, 990-T, 4720, or 6069, enter any refundable credits and estimated tax payments made. Include any prior year overpayment allowed as a credit	3b \$
3c Balance due. Subtract line 3b from line 3a. Include your payment with this form, if required, by using EFTPS (Electronic Federal Tax Payment System). See instructions.	3c \$

Caution. If you are going to make an electronic fund withdrawal with this Form 8868, see Form 8453-EO and Form 8879-EO for payment instructions.

For Privacy Act and Paperwork Reduction Act Notice, see Instructions.

Form **8868** (Rev. 1-2012)