



See a Social Security Number? Say Something!
Report Privacy Problems to <https://public.resource.org/privacy>
Or call the IRS Identity Theft Hotline at 1-800-908-4490



Return of Private Foundation
or Section 4947(a)(1) Nonexempt Charitable Trust
Treated as a Private Foundation

OMB No 1545 0052

2011

Department of the Treasury
Internal Revenue Service

Note. The foundation may be able to use a copy of this return to satisfy state reporting requirements

For calendar year 2011, or tax year beginning

, 2011, and ending

HUTTON FOUNDATION
DBA HUTTON PARKER FOUNDATION
26 WEST ANAPAMU, 4TH FLOOR
SANTA BARBARA, CA 93101A Employer identification number
33-0779894B Telephone number (see the instructions)
805-957-4740C If exemption application is pending, check here ☐D 1 Foreign organizations, check here ☐2 Foreign organizations meeting the 85% test, check here and attach computation ☐E If private foundation status was terminated under section 507(b)(1)(A), check here ☐F If the foundation is in a 60-month termination under section 507(b)(1)(B), check here ☐G Check all that apply ☐ Initial return ☐ Initial Return of a former public charity
☐ Final return ☐ Amended return
☐ Address change ☐ Name changeH Check type of organization: ☒ Section 501(c)(3) exempt private foundation
☐ Section 4947(a)(1) nonexempt charitable trust ☐ Other taxable private foundationI Fair market value of all assets at end of year (from Part II, column (c), line 16) ☐ Cash ☒ Accrual
J Accounting method ☐ Other (specify) _____
Part I, column (d) must be on cash basis

\$ 87,875,645.

Part I Analysis of Revenue and Expenses

(The total of amounts in columns (b), (c), and (d) may not necessarily equal the amounts in column (a) (see instructions))

(a) Revenue and expenses per books

(b) Net investment income

(c) Adjusted net income

(d) Disbursements for charitable purposes (cash basis only)

1 Contributions, gifts, grants, etc. received (att sch)

2 Ck ☒ if the foundn is not req to att Sch B

3 Interest on savings and temporary cash investments

96,053.

96,053.

4 Dividends and interest from securities

5,470,002.

5,470,002.

5a Gross rents

2,666,547.

2,666,547.

b Net rental income or (loss) 946,907.

6a Net gain/(loss) from sale of assets not on line 10

88,160.

b Gross sales price for all assets on line 6a 1,492,801.

7 Capital gain net income (from Part IV, line 2)

88,160.

8 Net short-term capital gain

9 Income modifications

10a Gross sales less returns and allowances

b Less Cost of goods sold

c Gross profit/(loss) (att sch)

11 Other income (attach schedule)

SEE STATEMENT 1

384,517.

384,517.

12 Total. Add lines 1 through 11

8,705,279.

8,705,279.

0.

13 Compensation of officers, directors, trustees, etc

149,760.

149,760.

14 Other employee salaries and wages

144,482.

144,482.

15 Pension plans - employee benefits

61,064.

61,064.

16a Legal fees (attach schedule)

b Accounting fees (attach sch)

c Other prof fees (attach sch) 2

26,981.

8,495.

18,486.

17 Interest

22,962.

22,962.

18 Taxes (attach schedule)(see instrs) 3

783,847.

752,867.

19 Depreciation (attach sch) and depletion

4,836.

4,836.

20 Occupancy

15,321.

15,321.

21 Travel, conferences, and meetings

1,059.

1,059.

22 Printing and publications

23 Other expenses (attach schedule)

SEE STATEMENT 4

1,103,677.

976,216.

127,461.

24 Total operating and administrative expenses. Add lines 13 through 23

2,313,989.

1,737,578.

545,431.

25 Contributions, gifts, grants paid PART XV

2,245,230.

2,245,230.

26 Total expenses and disbursements. Add lines 24 and 25

4,559,219.

1,737,578.

0.

2,790,661.

27 Subtract line 26 from line 12:

a Excess of revenue over expenses and disbursements

4,146,060.

b Net investment income (if negative, enter -0-)

6,967,701.

c Adjusted net income (if negative, enter -0-)

0.

914

Part IV Capital Gains and Losses for Tax on Investment Income

(a) List and describe the kind(s) of property sold (e.g., real estate, 2-story brick warehouse, or common stock, 200 shares MLC Company)		(b) How acquired P — Purchase D — Donation	(c) Date acquired (month, day, year)	(d) Date sold (month, day, year)
1 a PARTNERSHIP FLOW-THROUGH-COMMON FUND		P	VARIOUS	VARIOUS
b PARTNERSHIP FLOW-THROUGH-COMMON FUND		P	VARIOUS	VARIOUS
c CROWELL-ANCHOR CAPITAL		P	VARIOUS	VARIOUS
d CROWELL-ANCHOR CAPITAL		P	VARIOUS	VARIOUS
e				

(e) Gross sales price	(f) Depreciation allowed (or allowable)	(g) Cost or other basis plus expense of sale	(h) Gain or (loss) (e) plus (f) minus (g)
a 16,690.			16,690.
b 581.			581.
c 1,304,848.		1,257,662.	47,186.
d 170,682.		146,979.	23,703.
e			

Complete only for assets showing gain in column (h) and owned by the foundation on 12/31/69			(i) Gains (Column (h) gain minus column (k), but not less than -0-) or Losses (from column (h))
(i) Fair Market Value as of 12/31/69	(j) Adjusted basis as of 12/31/69	(k) Excess of column (i) over column (j), if any	
a			16,690.
b			581.
c			47,186.
d			23,703.
e			

2 Capital gain net income or (net capital loss)	<div style="border: 1px solid black; padding: 2px; display: inline-block;"> If gain, also enter in Part I, line 7 If (loss), enter -0- in Part I, line 7 </div>		2	88,160.
3 Net short-term capital gain or (loss) as defined in sections 1222(5) and (6).	<div style="border: 1px solid black; padding: 2px; display: inline-block;"> If gain, also enter in Part I, line 8, column (c) (see instructions) If (loss), enter -0- in Part I, line 8 </div>		3	0.

Part V Qualification Under Section 4940(e) for Reduced Tax on Net Investment Income

(For optional use by domestic private foundations subject to the section 4940(a) tax on net investment income)

If section 4940(d)(2) applies, leave this part blank.

Was the foundation liable for the section 4942 tax on the distributable amount of any year in the base period?

☐ Yes☒ No

If 'Yes,' the foundation does not qualify under section 4940(e). Do not complete this part.

1 Enter the appropriate amount in each column for each year, see the instructions before making any entries

(a) Base period years Calendar year (or tax year beginning in)	(b) Adjusted qualifying distributions	(c) Net value of noncharitable-use assets	(d) Distribution ratio (column (b) divided by column (c))
2010	2,550,807.	34,389,727.	0.074174
2009	2,458,760.	34,534,478.	0.071197
2008	3,148,194.	47,798,258.	0.065864
2007	3,187,247.	56,841,003.	0.056073
2006	3,052,958.	54,608,373.	0.055906

2 Total of line 1, column (d)	2	0.323214
3 Average distribution ratio for the 5-year base period — divide the total on line 2 by 5, or by the number of years the foundation has been in existence if less than 5 years	3	0.064643
4 Enter the net value of noncharitable-use assets for 2011 from Part X, line 5	4	36,040,925.
5 Multiply line 4 by line 3	5	2,329,794.
6 Enter 1% of net investment income (1% of Part I, line 27b)	6	69,677.
7 Add lines 5 and 6	7	2,399,471.
8 Enter qualifying distributions from Part XII, line 4	8	2,927,676.

If line 8 is equal to or greater than line 7, check the box in Part VI, line 1b, and complete that part using a 1% tax rate. See the Part VI instructions.

BAA

Form 990-PF (2011)

Part VII-A Statements Regarding Activities (continued)

11	At any time during the year, did the foundation, directly or indirectly, own a controlled entity within the meaning of section 512(b)(13)? If 'Yes', attach schedule (see instructions)	11		X
12	Did the foundation make a distribution to a donor advised fund over which the foundation or a disqualified person had advisory privileges? If 'Yes,' attach statement (see instructions)	12		X
13	Did the foundation comply with the public inspection requirements for its annual returns and exemption application? Website address WWW.HUTTONFOUNDATION.ORG	13	X	
14	The books are in care of ARLENE R. CRAIG Telephone no 805-957-4740 Located at 26 W ANAPAMU, 4TH FLR SANTA BARBARA CA ZIP + 4 93101			
15	Section 4947(a)(1) nonexempt charitable trusts filing Form 990-PF in lieu of Form 1041 - Check here and enter the amount of tax-exempt interest received or accrued during the year	N/A		
16	At any time during calendar year 2011, did the foundation have an interest in or a signature or other authority over a bank, securities, or other financial account in a foreign country? See the instructions for exceptions and filing requirements for Form TD F 90-22.1 If 'Yes,' enter the name of the foreign country	16		X

Part VII-B Statements Regarding Activities for Which Form 4720 May Be Required

File Form 4720 if any item is checked in the 'Yes' column, unless an exception applies.

	Yes	No
1a During the year did the foundation (either directly or indirectly):		
(1) Engage in the sale or exchange, or leasing of property with a disqualified person?	<input type="checkbox"/> Yes <input checked="" type="checkbox"/> No	
(2) Borrow money from, lend money to, or otherwise extend credit to (or accept it from) a disqualified person?	<input type="checkbox"/> Yes <input checked="" type="checkbox"/> No	
(3) Furnish goods, services, or facilities to (or accept them from) a disqualified person?	<input type="checkbox"/> Yes <input checked="" type="checkbox"/> No	
(4) Pay compensation to, or pay or reimburse the expenses of, a disqualified person?	<input type="checkbox"/> Yes <input checked="" type="checkbox"/> No	
(5) Transfer any income or assets to a disqualified person (or make any of either available for the benefit or use of a disqualified person)?	<input type="checkbox"/> Yes <input checked="" type="checkbox"/> No	
(6) Agree to pay money or property to a government official? (Exception. Check 'No' if the foundation agreed to make a grant to or to employ the official for a period after termination of government service, if terminating within 90 days)	<input type="checkbox"/> Yes <input checked="" type="checkbox"/> No	
b If any answer is 'Yes' to 1a(1)-(6), did any of the acts fail to qualify under the exceptions described in Regulations section 53.4941(d)-3 or in a current notice regarding disaster assistance (see instructions)? Organizations relying on a current notice regarding disaster assistance check here	1b	N/A
c Did the foundation engage in a prior year in any of the acts described in 1a, other than excepted acts, that were not corrected before the first day of the tax year beginning in 2011?	1c	X
2 Taxes on failure to distribute income (section 4942) (does not apply for years the foundation was a private operating foundation defined in section 4942(j)(3) or 4942(j)(5))		
a At the end of tax year 2011, did the foundation have any undistributed income (lines 6d and 6e, Part XIII) for tax year(s) beginning before 2011? If 'Yes,' list the years 20__ , 20__ , 20__ , 20__	<input type="checkbox"/> Yes <input checked="" type="checkbox"/> No	
b Are there any years listed in 2a for which the foundation is not applying the provisions of section 4942(a)(2) (relating to incorrect valuation of assets) to the year's undistributed income? (If applying section 4942(a)(2) to all years listed, answer 'No' and attach statement - see instructions)	2b	N/A
c If the provisions of section 4942(a)(2) are being applied to any of the years listed in 2a, list the years here 20__ , 20__ , 20__ , 20__		
3a Did the foundation hold more than a 2% direct or indirect interest in any business enterprise at any time during the year?	<input type="checkbox"/> Yes <input checked="" type="checkbox"/> No	
b If 'Yes,' did it have excess business holdings in 2011 as a result of (1) any purchase by the foundation or disqualified persons after May 26, 1969, (2) the lapse of the 5-year period (or longer period approved by the Commissioner under section 4943(c)(7)) to dispose of holdings acquired by gift or bequest, or (3) the lapse of the 10-, 15-, or 20-year first phase holding period? (Use Schedule C, Form 4720, to determine if the foundation had excess business holdings in 2011)	3b	N/A
4a Did the foundation invest during the year any amount in a manner that would jeopardize its charitable purposes?	4a	X
b Did the foundation make any investment in a prior year (but after December 31, 1969) that could jeopardize its charitable purpose that had not been removed from jeopardy before the first day of the tax year beginning in 2011?	4b	X

BAA

Form 990-PF (2011)

Part VII-B Statements Regarding Activities for Which Form 4720 May Be Required (continued)**5a** During the year did the foundation pay or incur any amount to

(1) Carry on propaganda, or otherwise attempt to influence legislation (section 4945(e))?

☐ Yes ☒ No

(2) Influence the outcome of any specific public election (see section 4955), or to carry on, directly or indirectly, any voter registration drive?

☐ Yes ☒ No

(3) Provide a grant to an individual for travel, study, or other similar purposes?

☐ Yes ☒ No

(4) Provide a grant to an organization other than a charitable, etc., organization described in section 509(a)(1), (2), or (3), or section 4940(d)(2)? (see instructions)

☐ Yes ☒ No

(5) Provide for any purpose other than religious, charitable, scientific, literary, or educational purposes, or for the prevention of cruelty to children or animals?

☐ Yes ☒ No**b** If any answer is 'Yes' to 5a(1)-(5), did **any** of the transactions fail to qualify under the exceptions described in Regulations section 53.4945 or in a current notice regarding disaster assistance (see instructions)?

5b N/A

Organizations relying on a current notice regarding disaster assistance check here

☐**c** If the answer is 'Yes' to question 5a(4), does the foundation claim exemption from the tax because it maintained expenditure responsibility for the grant?N/A ☐ Yes ☐ No

If 'Yes,' attach the statement required by Regulations section 53.4945-5(d)

6a Did the foundation, during the year, receive any funds, directly or indirectly, to pay premiums on a personal benefit contract?☐ Yes ☒ No**b** Did the foundation, during the year, pay premiums, directly or indirectly, on a personal benefit contract?

6b X

If 'Yes' to 6b, file Form 8870

7a At any time during the tax year, was the foundation a party to a prohibited tax shelter transaction?☐ Yes ☒ No**b** If 'Yes,' did the foundation receive any proceeds or have any net income attributable to the transaction?

N/A

7b

Part VIII Information About Officers, Directors, Trustees, Foundation Managers, Highly Paid Employees, and Contractors**1** List all officers, directors, trustees, foundation managers and their compensation (see instructions).

(a) Name and address	(b) Title, and average hours per week devoted to position	(c) Compensation (If not paid, enter -0-)	(d) Contributions to employee benefit plans and deferred compensation	(e) Expense account, other allowances
THOMAS C. PARKER 26 WEST ANAPAMU, 4TH FLOOR SANTA BARBARA, CA 93101	PRESIDENT 30.00	149,760.	29,952.	0.
ARLENE R. CRAIG 26 WEST ANAPAMU, 4TH FLOOR SANTA BARBARA, CA 93101	VP/TREAS/SEC 15.00	0.	0.	0.
JESS T. PARKER 26 WEST ANAPAMU, 4TH FLOOR SANTA BARBARA, CA 93101	VICE PRESIDE 5.00	0.	0.	0.
SUSAN PARKER 26 WEST ANAPAMU, 4TH FLOOR SANTA BARBARA, CA 93101	EVP/ASSIST S 5.00	0.	0.	0.

2 Compensation of five highest-paid employees (other than those included on line 1— see instructions). If none, enter 'NONE.'

(a) Name and address of each employee paid more than \$50,000	(b) Title, and average hours per week devoted to position	(c) Compensation	(d) Contributions to employee benefit plans and deferred compensation	(e) Expense account, other allowances
PAMELA J. LEWIS 26 WEST ANAPAMU, 4TH SANTA BARBARA, CA 93101	EXEC DIRECTOR 40	104,500.	20,900.	0.

Total number of other employees paid over \$50,000

0

Part VIII Information About Officers, Directors, Trustees, Foundation Managers, Highly Paid Employees, and Contractors (continued)**3** Five highest-paid independent contractors for professional services (see instructions). If none, enter 'NONE.'

(a) Name and address of each person paid more than \$50,000	(b) Type of service	(c) Compensation
NONE		
Total number of others receiving over \$50,000 for professional services		0

Part IX-A Summary of Direct Charitable Activities

List the foundation's four largest direct charitable activities during the tax year. Include relevant statistical information such as the number of organizations and other beneficiaries served, conferences convened, research papers produced, etc.

	Expenses
1 N/A	
2	
3	
4	

Part IX-B Summary of Program-Related Investments (see instructions)

Describe the two largest program-related investments made by the foundation during the tax year on lines 1 and 2	Amount
1 SEE STATEMENT 15	137,015.
2	
All other program-related investments. See instructions	
3	
Total. Add lines 1 through 3	137,015.

BAA

Form 990-PF (2011)

Part X Minimum Investment Return (All domestic foundations must complete this part. Foreign foundations, see instructions.)

1	Fair market value of assets not used (or held for use) directly in carrying out charitable, etc., purposes		
a	Average monthly fair market value of securities	1a	5,067,407.
b	Average of monthly cash balances	1b	258,117.
c	Fair market value of all other assets (see instructions)	1c	31,264,248.
d	Total (add lines 1a, b, and c)	1d	36,589,772.
e	Reduction claimed for blockage or other factors reported on lines 1a and 1c (attach detailed explanation)	1e	0.
2	Acquisition indebtedness applicable to line 1 assets	2	0.
3	Subtract line 2 from line 1d	3	36,589,772.
4	Cash deemed held for charitable activities. Enter 1-1/2% of line 3 (for greater amount, see instructions)	4	548,847.
5	Net value of noncharitable-use assets. Subtract line 4 from line 3. Enter here and on Part V, line 4	5	36,040,925.
6	Minimum investment return. Enter 5% of line 5	6	1,802,046.

Part XI Distributable Amount (see instructions) (Section 4942(j)(3) and (j)(5) private operating foundations and certain foreign organizations check here ☐ and do not complete this part.)

1	Minimum investment return from Part X, line 6	1	1,802,046.
2a	Tax on investment income for 2011 from Part VI, line 5	2a	69,677.
b	Income tax for 2011 (This does not include the tax from Part VI)	2b	
c	Add lines 2a and 2b	2c	69,677.
3	Distributable amount before adjustments. Subtract line 2c from line 1	3	1,732,369.
4	Recoveries of amounts treated as qualifying distributions	4	345,710.
5	Add lines 3 and 4	5	2,078,079.
6	Deduction from distributable amount (see instructions)	6	
7	Distributable amount as adjusted. Subtract line 6 from line 5. Enter here and on Part XIII, line 1	7	2,078,079.

Part XII Qualifying Distributions (see instructions)

1	Amounts paid (including administrative expenses) to accomplish charitable, etc., purposes.		
a	Expenses, contributions, gifts, etc. — total from Part I, column (d), line 26	1a	2,790,661.
b	Program-related investments — total from Part IX-B	1b	137,015.
2	Amounts paid to acquire assets used (or held for use) directly in carrying out charitable, etc., purposes	2	
3	Amounts set aside for specific charitable projects that satisfy the		
a	Suitability test (prior IRS approval required)	3a	
b	Cash distribution test (attach the required schedule)	3b	
4	Qualifying distributions. Add lines 1a through 3b. Enter here and on Part V, line 8, and Part XIII, line 4	4	2,927,676.
5	Foundations that qualify under section 4940(e) for the reduced rate of tax on net investment income. Enter 1% of Part I, line 27b (see instructions)	5	69,677.
6	Adjusted qualifying distributions. Subtract line 5 from line 4	6	2,857,999.

Note. The amount on line 6 will be used in Part V, column (b), in subsequent years when calculating whether the foundation qualifies for the section 4940(e) reduction of tax in those years

Part XIII Undistributed Income (see instructions)

	(a) Corpus	(b) Years prior to 2010	(c) 2010	(d) 2011
1 Distributable amount for 2011 from Part XI, line 7				2,078,079.
2 Undistributed income, if any, as of the end of 2011.				
a Enter amount for 2010 only			0.	
b Total for prior years 20__, 20__, 20__		0.		
3 Excess distributions carryover, if any, to 2011:				
a From 2006				
b From 2007				
c From 2008	355,181.			
d From 2009	32,814.			
e From 2010	536,601.			
f Total of lines 3a through e	924,596.			
4 Qualifying distributions for 2011 from Part XII, line 4. \blacktriangleright \$ 2,927,676.				
a Applied to 2010, but not more than line 2a			0.	
b Applied to undistributed income of prior years (Election required — see instructions)		0.		
c Treated as distributions out of corpus (Election required — see instructions)	0.			
d Applied to 2011 distributable amount				2,078,079.
e Remaining amount distributed out of corpus	849,597.			
5 Excess distributions carryover applied to 2011 (If an amount appears in column (d), the same amount must be shown in column (a))	0.			0.
6 Enter the net total of each column as indicated below:				
a Corpus. Add lines 3f, 4c, and 4e. Subtract line 5	1,774,193.			
b Prior years' undistributed income. Subtract line 4b from line 2b		0.		
c Enter the amount of prior years' undistributed income for which a notice of deficiency has been issued, or on which the section 4942(a) tax has been previously assessed		0.		
d Subtract line 6c from line 6b. Taxable amount — see instructions		0.		
e Undistributed income for 2010. Subtract line 4a from line 2a. Taxable amount — see instructions			0.	
f Undistributed income for 2011. Subtract lines 4d and 5 from line 1. This amount must be distributed in 2012				0.
7 Amounts treated as distributions out of corpus to satisfy requirements imposed by section 170(b)(1)(F) or 4942(g)(3) (see instructions)	0.			
8 Excess distributions carryover from 2006 not applied on line 5 or line 7 (see instructions)	0.			
9 Excess distributions carryover to 2012. Subtract lines 7 and 8 from line 6a	1,774,193.			
10 Analysis of line 9:				
a Excess from 2007				
b Excess from 2008	355,181.			
c Excess from 2009	32,814.			
d Excess from 2010	536,601.			
e Excess from 2011	849,597.			

Part XIV Supplementary Information (continued)**3 Grants and Contributions Paid During the Year or Approved for Future Payment**

Recipient Name and address (home or business)	If recipient is an individual, show any relationship to any foundation manager or substantial contributor	Foundation status of recipient	Purpose of grant or contribution	Amount
a Paid during the year SEE SCHEDULE ATTACHED	NONE	503-C	GENERAL PURPOSE	2,245,230.
Total				3a 2,245,230.
b Approved for future payment				
Total				3b

Part XVI-A Analysis of Income-Producing Activities

Enter gross amounts unless otherwise indicated

Enter gross amounts unless otherwise indicated	Unrelated business income		Excluded by section 512, 513, or 514		(e) Related or exempt function income (See instructions)
	(a) Business code	(b) Amount	(c) Exclu- sion code	(d) Amount	
1 Program service revenue					
a					
b					
c					
d					
e					
f					
g Fees and contracts from government agencies					
2 Membership dues and assessments					
3 Interest on savings and temporary cash investments			14	96,053.	
4 Dividends and interest from securities			14	5,470,002.	
5 Net rental income or (loss) from real estate					
a Debt-financed property			38	-50,640.	
b Not debt-financed property			16	997,547.	
6 Net rental income or (loss) from personal property					
7 Other investment income			16	384,517.	
8 Gain or (loss) from sales of assets other than inventory			18	88,160.	
9 Net income or (loss) from special events					
10 Gross profit or (loss) from sales of inventory					
11 Other revenue					
a					
b					
c					
d					
e					
12 Subtotal. Add columns (b), (d), and (e)				6,985,639.	
13 Total. Add line 12, columns (b), (d), and (e)				13	6,985,639.

(See worksheet in line 13 instructions to verify calculations)

Part XVI-B Relationship of Activities to the Accomplishment of Exempt Purposes

[illegible]

FEDERAL STATEMENTS
HUTTON FOUNDATION
DBA HUTTON PARKER FOUNDATION

STATEMENT 1
FORM 990-PF, PART I, LINE 11
OTHER INCOME

	(A) REVENUE PER BOOKS	(B) NET INVESTMENT INCOME	(C) ADJUSTED NET INCOME
OTHER INVESTMENT INCOME.	\$ 384,517.	\$ 384,517.	
TOTAL	\$ 384,517.	\$ 384,517.	0.

STATEMENT 2
FORM 990-PF, PART I, LINE 16C
OTHER PROFESSIONAL FEES

	(A) EXPENSES PER BOOKS	(B) NET INVESTMENT INCOME	(C) ADJUSTED NET INCOME	(D) CHARITABLE PURPOSES
ACCOUNTING FEES	\$ 21,006.	\$ 2,520.		\$ 18,486.
LEGAL	5,975.	5,975.		
TOTAL	\$ 26,981.	\$ 8,495.	\$ 0.	\$ 18,486.

STATEMENT 3
FORM 990-PF, PART I, LINE 18
TAXES

	(A) EXPENSES PER BOOKS	(B) NET INVESTMENT INCOME	(C) ADJUSTED NET INCOME	(D) CHARITABLE PURPOSES
LICENSES & FEES	\$ 1,638.			\$ 1,638.
PAYROLL TAXES	21,302.			21,302.
PROPERTY TAXES	22.			22.
TOTAL	\$ 22,962.	\$ 0.	\$ 0.	\$ 22,962.

STATEMENT 4
FORM 990-PF, PART I, LINE 23
OTHER EXPENSES

	(A) EXPENSES PER BOOKS	(B) NET INVESTMENT INCOME	(C) ADJUSTED NET INCOME	(D) CHARITABLE PURPOSES
ABANDONED ASSETS	\$ 2,989.			\$ 2,989.
AMORTIZATION.	4,979.	\$ 4,979.		N/A
BANK CHARGES	352.			352.
COMPUTER EXPENSE	18,521.			18,521.
DUES.	2,110.			2,110.
INSURANCE	67,523.			67,523.
INVESTMENT FEES & TAXES	9,443.	9,443.		
MISC ADMINISTRATIVE EXPENSES	7,500.			7,500.
OFFICE EXPENSE	11,070.			11,070.
OFFICE REPAIRS & MAINTENANCE	8,221.			8,221.
RENTAL EXPENSES	961,794.	961,794.		

FEDERAL STATEMENTS
HUTTON FOUNDATION
DBA HUTTON PARKER FOUNDATION

STATEMENT 4 (CONTINUED)
FORM 990-PF, PART I, LINE 23
OTHER EXPENSES

	(A) EXPENSES PER BOOKS	(B) NET INVESTMENT INCOME	(C) ADJUSTED NET INCOME	(D) CHARITABLE PURPOSES
TELEPHONE	\$ 7,809.			\$ 7,809.
WORKERS COMPENSATION	1,366.			1,366.
TOTAL	<u>\$ 1,103,677.</u>	<u>\$ 976,216.</u>	<u>\$ 0.</u>	<u>\$ 127,461.</u>

STATEMENT 5
FORM 990-PF, PART II, LINE 7
OTHER NOTES AND LOANS RECEIVABLE

OTHER NOTES AND LOANS	BOOK VALUE	FAIR MARKET VALUE	DOUBTFUL ACCOUNTS ALLOWANCE
ANTIOCH UNIVERSITY	\$ 331,739.	\$ 331,739.	\$ 0.
TOTAL	<u>\$ 331,739.</u>	<u>\$ 331,739.</u>	
ALLOWANCE FOR DOUBTFUL ACCOUNTS			<u>\$ 0.</u>
NET OTHER NOTES/LOANS REC. - BOOK VALUE			<u>\$ 331,739.</u>

STATEMENT 6
FORM 990-PF, PART II, LINE 10B
INVESTMENTS - CORPORATE STOCKS

CORPORATE STOCKS	VALUATION METHOD	BOOK VALUE	FAIR MARKET VALUE
STOCK OF BETTY L. HUTTON TITLE HLDG CO	MKT VAL	\$ 27,576,338.	\$ 23,749,760.
COMMONFUND	MKT VAL	986,824.	986,824.
STOCK OF BANK OF SANTA BARBARA	MKT VAL	3,113,711.	3,113,711.
CROWELL WEEDON	MKT VAL	761,093.	761,093.
TOTAL		<u>\$ 32,437,966.</u>	<u>\$ 28,611,388.</u>

STATEMENT 7
FORM 990-PF, PART II, LINE 11
INVESTMENTS - LAND, BUILDINGS, AND EQUIPMENT

CATEGORY	BASIS	ACCUM. DEPREC.	BOOK VALUE	FAIR MARKET VALUE
BUILDINGS	\$ 25,883,895.	\$ 2,908,123.	\$ 22,975,772.	\$ 31,806,113.
IMPROVEMENTS	1,908,235.	542,893.	1,365,342.	1,060,443.
LAND	13,617,788.		13,617,788.	18,470,932.
TOTAL	<u>\$ 41,409,918.</u>	<u>\$ 3,451,016.</u>	<u>\$ 37,958,902.</u>	<u>\$ 51,337,488.</u>

FEDERAL STATEMENTS
HUTTON FOUNDATION
DBA HUTTON PARKER FOUNDATION

STATEMENT 12 (CONTINUED)
FORM 990-PF, PART II, LINE 22
OTHER LIABILITIES

TOTAL \$ 54,601.

STATEMENT 13
FORM 990-PF, PART III, LINE 3
OTHER INCREASES

FAIR MARKET INTEREST DISCOUNT INCOME	\$ 51,596.
FAIR MARKET RENT DISCOUNT INCOME	1,459,716.
TOTAL	\$ <u>1,511,312.</u>

STATEMENT 14
FORM 990-PF, PART III, LINE 5
OTHER DECREASES

CURRENT YEAR'S FEDERAL TAX PROVISION	\$ 18,000.
FAIR MARKET INTEREST DISCOUNT DONATIONS	51,596.
FAIR MARKET RENT DISCOUNT DONATIONS	1,459,716.
UNREALIZED GAINS & LOSSES	37,412.
TOTAL	\$ <u>1,566,724.</u>

STATEMENT 15
FORM 990-PF, PART IX-B, LINE 1
SUMMARY OF PROGRAM-RELATED INVESTMENTS

AN INCREASE TO LOAN MADE TO THE LEGAL AID FOUNDATION, A 501(C)(3) NONPROFIT CHARITY, TO CONSOLIDATE DEBT AND MAKE NECESSARY ROOF REPAIRS TO THEIR OFFICE BUILDING. THIS LOAN IS SECURED AGAINST THE BUILDING AND PROPERTY OWNED BY THE LEGAL AID FOUNDATION.

STATEMENT 16
FORM 990-PF, PART XV, LINE 2A-D
APPLICATION SUBMISSION INFORMATION

NAME OF GRANT PROGRAM:	HUTTON FOUNDATION
NAME:	
CARE OF:	
STREET ADDRESS:	26 WEST ANAPAMU, 4TH FLOOR
CITY, STATE, ZIP CODE:	SANTA BARBARA, CA 93101
TELEPHONE:	805-957-4740
FORM AND CONTENT:	ORGANIZATIONS SEEKING GRANTS SHOULD SUBMIT THE INFORMATION AS REQUIRED ON THE COPY OF THE APPLICATION FORMS (GRANT APPLICATION COVER SHEET) OR (PROGRAM RELATED INVESTMENT PRELIMINARY APPLICATION) ALL APPLICATIONS ARE AVAILABLE ON THE WEBSITE AT WWW.HUTTONFOUNDATION.ORG .
SUBMISSION DEADLINES:	GRANTS-2/1 AND 9/1; PRI'S-ACCEPTED YEAR-ROUND
RESTRICTIONS ON AWARDS:	GRANTS ARE LIMITED TO 501 (C) (3)/509(A) PUBLIC CHARITIES IN CALIFORNIA (SPECIAL CONSIDERATION TO ORANGE, RIVERSIDE, AND SANTA BARBARA COUNTIES) IN THE AREAS OF EDUCATION; HEALTH & HUMAN SERVICES; CIVIC & COMMUNITY DEVELOPMENT;

2011

FEDERAL STATEMENTS
HUTTON FOUNDATION
DBA HUTTON PARKER FOUNDATION

PAGE 5

33-0779894

STATEMENT 16 (CONTINUED)
FORM 990-PF, PART XV, LINE 2A-D
APPLICATION SUBMISSION INFORMATION

WOMEN'S SERVICES;AND YOUTH & FAMILY SERVICES.

RENTAL INCOME WORKSHEET

5624 HOLLISTER

GROSS RENTAL INCOME	\$ 159,286.
EXPENSES	
AMORTIZATION	1,479.
CLEANING AND MAINTENANCE	100.
DEPRECIATION	42,270.
GARDENING	2,814.
INSURANCE	3,324.
MANAGEMENT FEES	4,778.
REPAIRS	610.
TAXES	567.
UTILITIES	1,023.
LIFE SAFETY	1,214.
SECURITY	575.
TOTAL EXPENSES	\$ 58,754.
NET RENTAL INCOME OR LOSS	\$ 100,532.

302 CARRILLO STREET

GROSS RENTAL INCOME	\$ 239,612.
EXPENSES	
CLEANING AND MAINTENANCE	845.
DEPRECIATION	25,214.
GARDENING	2,989.
INSURANCE	3,333.
MANAGEMENT FEES	7,188.
REPAIRS	5,185.
TAXES	6,286.
UTILITIES	5,875.
HVAC	180.
LOCK & KEY	219.
TOTAL EXPENSES	\$ 57,314.
NET RENTAL INCOME OR LOSS	\$ 182,298.

327-335 SALINAS STREET

GROSS RENTAL INCOME	\$ 134,509.
EXPENSES	
DEPRECIATION	25,327.
GARDENING	3,450.
INSURANCE	2,826.
MANAGEMENT FEES	3,966.
PEST CONTROL	1,510.
REPAIRS	5,283.
TAXES	7,727.
UTILITIES	12,069.
LIFE SAFETY	438.
HVAC	2,316.
REFUSE REMOVAL	2,080.
LOCK/KEY/SIGNAGE	433.
SECURITY	1,120.
TOTAL EXPENSES	\$ 68,545.
NET RENTAL INCOME OR LOSS	\$ 65,964.

120 EAST JONES STREET

GROSS RENTAL INCOME	\$ 76,867.
EXPENSES	

RENTAL INCOME WORKSHEET (CONTINUED)

CLEANING AND MAINTENANCE	4,853.
DEPRECIATION	38,097.
GARDENING	2,568.
INSURANCE	1,802.
REPAIRS	778.
TAXES	61.
UTILITIES	4,919.
REFUSE REMOVAL	372.
HVAC	2,336.
OFFICE EXPENSE	-131.
LOCK/KEY/SIGNAGE	182.
TOTAL EXPENSES	\$ 55,837.
NET RENTAL INCOME OR LOSS	\$ 21,030.

5638 HOLLISTER

GROSS RENTAL INCOME	\$ 443,414.
EXPENSES	
ADVERTISING	147.
CLEANING AND MAINTENANCE	10,245.
DEPRECIATION	69,421.
GARDENING	6,049.
INSURANCE	8,248.
MANAGEMENT FEES	13,412.
REPAIRS	2,381.
TAXES	4,454.
UTILITIES	61,369.
HVAC	4,697.
ELEVATOR REPAIR & MAINT	2,926.
REFUSE REMOVAL	2,809.
LOCK/KEY/SIGNAGE	295.
PARKING LOT EXPENSES	1,600.
LIFE SAFETY	511.
TOTAL EXPENSES	\$ 188,564.
NET RENTAL INCOME OR LOSS	\$ 254,850.

6842 PHELPS

GROSS RENTAL INCOME	\$ 27,000.
EXPENSES	
DEPRECIATION	9,015.
INSURANCE	1,002.
TAXES	396.
TOTAL EXPENSES	\$ 10,413.
NET RENTAL INCOME OR LOSS	\$ 16,587.

1528 CHAPALA

GROSS RENTAL INCOME	\$ 349,161.
EXPENSES	
CLEANING AND MAINTENANCE	11,002.
DEPRECIATION	115,958.
GARDENING	2,643.
INSURANCE	6,227.
MANAGEMENT FEES	10,151.
REPAIRS	7,092.
TAXES	94.
UTILITIES	34,761.

RENTAL INCOME WORKSHEET (CONTINUED)

HVAC	14,166.
ELEVATOR REPAIR & MAINT	4,083.
REFUSE REMOVAL	2,126.
LOCK/KEY/SIGNAGE	1,298.
LIFE SAFETY	4,145.
PARKING LOT EXPENSES	3,645.
SECURITY	3,438.
TOTAL EXPENSES	\$ 220,829.

NET RENTAL INCOME OR LOSS \$ 128,332.

705 MCCLELLAND

GROSS RENTAL INCOME	\$ 13,308.
EXPENSES	
DEPRECIATION	918.
INSURANCE	845.
TAXES	59.
TOTAL EXPENSES	\$ 1,822.

NET RENTAL INCOME OR LOSS \$ 11,486.

26 ANAPAMU

GROSS RENTAL INCOME	\$ 111,668.
EXPENSES	
CLEANING AND MAINTENANCE	1,833.
DEPRECIATION	35,544.
GARDENING	642.
INSURANCE	2,836.
MANAGEMENT FEES	3,192.
REPAIRS	8,168.
TAXES	2,535.
UTILITIES	10,009.
HVAC	1,758.
LIFE SAFETY	1,270.
ELEVATOR REPAIR & MAINT	1,861.
REFUSE REMOVAL	227.
SECURITY	723.
LOCK & KEY	100.
TOTAL EXPENSES	\$ 70,698.

NET RENTAL INCOME OR LOSS \$ 40,970.

1330 STATE STREET

GROSS RENTAL INCOME	\$ 247,353.
EXPENSES	
CLEANING AND MAINTENANCE	7,926.
DEPRECIATION	65,046.
GARDENING	4,281.
INSURANCE	7,436.
MANAGEMENT FEES	7,759.
REPAIRS	6,359.
TAXES	132.
UTILITIES	25,146.
LOCK/KEY/SIGNAGE	250.
REFUSE REMOVAL	3,303.
LIFE SAFETY	1,411.
HVAC	6,368.
ELEVATOR REPAIR & MAINT	3,278.

RENTAL INCOME WORKSHEET (CONTINUED)

INTERNET EXPENSE	7,020.
SECURITY	1,058.
TOTAL EXPENSES	<u>\$ 146,773.</u>

NET RENTAL INCOME OR LOSS	<u>\$ 100,580.</u>
---------------------------	--------------------

1124 CASTILLO

GROSS RENTAL INCOME	\$ 29,808.
EXPENSES	
DEPRECIATION	7,450.
INSURANCE	216.
TAXES	158.
TOTAL EXPENSES	<u>\$ 7,824.</u>

NET RENTAL INCOME OR LOSS	<u>\$ 21,984.</u>
---------------------------	-------------------

1530 CHAPALA

GROSS RENTAL INCOME	\$ 43,303.
EXPENSES	
ADVERTISING	184.
CLEANING AND MAINTENANCE	2,741.
DEPRECIATION	10,343.
GARDENING	2,777.
INSURANCE	1,186.
MANAGEMENT FEES	1,334.
PEST CONTROL	1,696.
REPAIRS	6,079.
TAXES	8,968.
UTILITIES	3,128.
REFUSE REMOVAL	889.
LIFE SAFETY	59.
HVAC	604.
LOCK & KEY	289.
SECURITY	415.
TOTAL EXPENSES	<u>\$ 40,692.</u>

NET RENTAL INCOME OR LOSS	<u>\$ 2,611.</u>
---------------------------	------------------

608-612 ANACAPA

GROSS RENTAL INCOME	\$ 694,872.
EXPENSES	
ADVERTISING	81.
AMORTIZATION	3,500.
CLEANING AND MAINTENANCE	3,461.
DEPRECIATION	277,861.
GARDENING	6,527.
INSURANCE	11,607.
INTEREST	334,325.
LEGAL AND PROFESSIONAL FEES	9,520.
MANAGEMENT FEES	13,811.
PEST CONTROL	920.
REPAIRS	1,970.
TAXES	37,659.
UTILITIES	25,702.
LIFE SAFETY	2,610.
HVAC	8,721.
ELEVATOR REPAIR & MAINT	2,647.
OFFICE EXPENSE	2,988.

RENTAL INCOME WORKSHEET (CONTINUED)

LOCK & KEY	55.
SECURITY	980.
PARKING LOT EXPENSES	567.
TOTAL EXPENSES	<u>\$ 745,512.</u>

NET RENTAL INCOME OR LOSS	<u>\$ -50,640.</u>
---------------------------	--------------------

21 ARRELLAGA

GROSS RENTAL INCOME	\$ 19,386.
EXPENSES	
CLEANING AND MAINTENANCE	615.
DEPRECIATION	10,280.
GARDENING	934.
INSURANCE	1,062.
MANAGEMENT FEES	581.
REPAIRS	4,075.
TAXES	7,592.
UTILITIES	492.
INTERNET EXPENSE	193.
TOTAL EXPENSES	<u>\$ 25,824.</u>

NET RENTAL INCOME OR LOSS	<u>\$ -6,438.</u>
---------------------------	-------------------

700 MILPAS

GROSS RENTAL INCOME	\$ 77,000.
EXPENSES	
DEPRECIATION	20,123.
TAXES	116.
TOTAL EXPENSES	<u>\$ 20,239.</u>

NET RENTAL INCOME OR LOSS	<u>\$ 56,761.</u>
---------------------------	-------------------

HUTTON FOUNDATION
 DBA HUTTON PARKER FOUNDATION

33-0779894

 DEPRECIATION WORKSHEET
 FORM 990-PF, PART I
 ALLOCATED DEPRECIATION

DESCRIPTION	DATE ACQUIRED	COST BASIS	PRIOR YEAR DEPR	METHOD	RATE	LIFE	CURRENT YEAR DEPR	NET INVEST INCOME	ADJUSTED NET INCOME
OFFICE BUILDING	9/10/99	981,496	278,086	S/L		40	24,537	24,537	0
OFFICE BUILDING	12/20/01	901,426	202,824	S/L		40	22,536	22,536	0
OFFICE BUILDING	12/31/02	146,807	29,361	S/L		40	3,670	3,670	0
DELL COMPUTER	7/02/01	2,307	1,824	S/L		12	48	0	0
DISCO CAM	9/17/01	1,805	1,388	S/L		12	150	0	0
DIGITAL CAMERA	10/21/02	690	469	S/L		12	58	0	0
TCP COMPUTER	11/25/02	1,011	680	S/L		12	84	0	0
COPIER	6/27/03	9,555	5,970	S/L		12	796	0	0
HB CONFERENCE	9/29/03	3,000	1,813	S/L		12	250	0	0
TENANT IMPROVEMENTS	2/18/03	168,792	110,184	S/L		12	14,066	14,066	0
TENANT IMPROVEMENTS	2/18/03	814,432	159,494	S/L		40	20,361	20,361	0
TI-STE 333-PAINT & CARPET									
TI-STE 333	10/01/03	3,808	2,298	S/L		12	317	317	0
PM MONITOR	10/01/03	98,968	17,931	S/L		40	2,474	2,474	0
SB DELL FIRE SERVER	7/05/04	432	234	S/L		12	36	0	0
OFFICE BLDG-HOLLISTER	7/27/04	5,454	2,917	S/L		12	227	0	0
TENANT IMPROVE-HOLLISTER	2/01/04	2,321,000	406,176	S/L		40	58,026	58,026	0
TENANT IMPROVE-HOLLISTER	3/01/04	43,227	24,614	S/L		12	3,602	3,602	0
OFFICE BLDG-6842 PHELPS	3/01/04	22,062	3,771	S/L		40	552	552	0
LATERAL FILE	8/13/04	360,592	57,846	S/L		40	9,015	9,015	0
NORSTAR PHONE SYSTEM	2/01/05	1,075	532	S/L		12	90	0	0
CONFERENCE TABLE	9/01/05	6,469	2,875	S/L		12	539	0	0
OFFICE BLDG-1528 CHAPALA	10/01/05	5,902	2,583	S/L		12	492	0	0
ELECTRICAL IMPROVEMENTS	7/15/05	3,874,889	532,796	S/L		40	96,871	96,871	0
HVAC IMPROVEMENTS	10/01/05	1,929	252	S/L		40	48	48	0
SLAB	11/01/05	13,030	1,684	S/L		40	326	326	0
BLDG SIGN	11/08/05	468	62	S/L		40	12	12	0
ELEVATOR ADA	12/01/05	6,390	2,707	S/L		12	533	533	0
BLDG PAINT	12/01/05	3,239	412	S/L		40	81	81	0
	12/31/05	16,000	6,665	S/L		12	1,333	1,333	0

HUTTON FOUNDATION
DBA HUTTON PARKER FOUNDATION

33-0779894

DEPRECIATION WORKSHEET (CONTINUED)
FORM 990-PF, PART I
ALLOCATED DEPRECIATION

DESCRIPTION	DATE ACQUIRED	COST BASIS	PRIOR YEAR DEPR	METHOD	RATE	LIFE	CURRENT YEAR DEPR	NET INVEST INCOME	ADJUSTED NET INCOME
PARKING LOT IMPROVEMENTS									
ELECTRONIC DOOR	12/31/05	775	95	S/L		40	19	19	0
CONF/TRAIN ROOMS	12/31/05	2,088	870	S/L		12	174	174	0
TI'S-ALL COMMON	10/01/05	18,134	7,933	S/L		12	1,511	1,511	0
TI-S-ALL COMMON	11/01/05	86,142	11,127	S/L		40	2,154	2,154	0
TI-S-ALL COMMON	11/01/05	36,918	15,898	S/L		12	3,077	3,077	0
CARPET-CONFERENCE	11/01/05	10,787	4,645	S/L		12	899	899	0
SUITE 204-CARPET	11/01/05	5,984	2,578	S/L		12	499	499	0
SUITE 206-CARPET	11/01/05	1,564	672	S/L		12	130	130	0
SUITE 302 & 303-CARPET									
SUITE 307-CARPET	11/01/05	6,312	2,718	S/L		12	526	526	0
SUITE 308-CARPET	11/01/05	442	191	S/L		12	37	37	0
SUITE 203-TI'S	11/01/05	2,194	945	S/L		12	183	183	0
SUITE 204-TI'S	11/01/05	4,775	2,056	S/L		12	398	398	0
SUITE 205-TI'S	11/01/05	19,102	2,470	S/L		40	478	478	0
SUITE 205-TI'S	11/01/05	1,000	429	S/L		12	83	83	0
SUITE 205-TI'S	11/01/05	4,001	517	S/L		40	100	100	0
SUITE 206-TI'S	11/01/05	946	408	S/L		12	79	79	0
SUITE 206-TI'S	11/01/05	3,786	491	S/L		40	95	95	0
CARPET-COMMON ALL	12/01/05	4,394	1,861	S/L		12	366	366	0
SUITE 205-CARPET	12/01/05	2,972	1,261	S/L		12	248	248	0
PAINTING-COMMON ALL	12/01/05	4,886	2,069	S/L		12	407	407	0
SUITE 302-TI'S	12/01/05	5,035	2,134	S/L		12	420	420	0
SUITE 304-TI'S	12/01/05	20,139	2,557	S/L		40	503	503	0
SUITE 304-TI'S	12/01/05	11,570	4,900	S/L		12	964	964	0
SUITE 304-TI'S	12/01/05	26,997	3,431	S/L		40	675	675	0
SUITE 307-TI'S	12/01/05	899	381	S/L		12	75	75	0
SUITE 307-TI'S	12/01/05	3,596	457	S/L		40	90	90	0
SUITE 308-TI'S	12/01/05	669	285	S/L		12	56	56	0
SUITE 308-TI'S	12/01/05	2,677	340	S/L		40	67	67	0
SUITE 308-TI'S	12/31/05	356	150	S/L		12	30	30	0
DISHWASHER	12/31/05	403	170	S/L		12	34	34	0
MINI BLINDS	12/31/02	36,702	7,343	S/L		40	918	918	0
BLDG-MCCLELLAND	6/16/05	1,644,462	226,116	S/L		40	41,111	41,111	0
BLDG-5624 HOLLISTER									
BLDG-26 ANAPAMU-1ST FLOOR	3/31/05	665,155	102,546	S/L		40	16,629	16,629	0
BLDG IMPROVE-1ST FLOOR	3/31/05	13,227	1,903	S/L		40	330	330	0

HUTTON FOUNDATION
DBA HUTTON PARKER FOUNDATION

33-0779894

DEPRECIATION WORKSHEET (CONTINUED)
FORM 990-PF, PART I
ALLOCATED DEPRECIATION

DESCRIPTION	DATE ACQUIRED	COST BASIS	PRIOR YEAR DEPR	METHOD	RATE	LIFE	CURRENT YEAR DEPR	NET INVEST INCOME	ADJUSTED NET INCOME
BLDG IMPROVE-1ST FLOOR									
TI-1ST FLR-PAINTING	10/01/05	401	173	S/L		12	33	33	0
TI-1ST FLR	10/01/05	250	110	S/L		12	21	21	0
TI-1ST FLR-YAMASA	10/01/05	938	410	S/L		12	78	78	0
TI-1ST FLR-PAINTING	10/01/05	1,351	593	S/L		12	113	113	0
TI-1ST FLR-TI	10/01/05	1,925	840	S/L		12	160	160	0
BLDG-2ND FLOOR ANAPAMU	10/01/05	12,858	1,686	S/L		40	321	321	0
BLDG IMPROVE-2ND FLR	3/31/05	665,155	102,546	S/L		40	16,629	16,629	0
BLDG IMPROVE-2ND FLOOR	3/31/05	16,506	2,373	S/L		40	413	413	0
TI-2ND FLOOR-BLDG	10/01/05	501	68	S/L		40	13	13	0
TI-2ND FLOOR-YAMASA	4/01/05	288	138	S/L		12	24	24	0
BLDG-4TH FLR-ANAPAMU	4/01/05	1,686	809	S/L		12	141	141	0
BLDG IMPROVE-4TH FLR	8/31/05	623,255	85,696	S/L		40	15,581	0	0
BLDG IMPROVE-4TH FLR	8/31/05	9,337	1,243	S/L		40	233	0	0
4TH FLOOR TI'S-APPLIANCES	10/01/05	283	126	S/L		12	24	0	0
4TH FLOOR TI'S-PAINTING	8/31/05	5,141	2,283	S/L		12	428	0	0
4TH FLOOR TI'S	8/31/05	26,853	11,936	S/L		12	2,238	0	0
4TH FLOOR TI'S	8/31/05	239,264	32,054	S/L		40	5,982	0	0
4TH FLOOR-VERTICAL BLINDS	9/01/05	1,159	516	S/L		12	97	0	0
4TH FLOOR-ENTRY	9/01/05	1,280	570	S/L		12	107	0	0
4TH FLOOR-WINDOW	9/01/05	2,005	891	S/L		12	167	0	0
4TH FLOOR-YAMASA	9/01/05	5,840	2,597	S/L		12	487	0	0
LC-5624 HOLLISTER	9/01/05	953	421	S/L		12	79	0	0
LANDSCAPE IMP-HOLLISTER	5/01/06	14,790	6,902	S/L		10	1,479	0	0
ELECTRONIC ENTRY	3/22/06	5,405	2,138	S/L		12	450	450	0
EXTERIOR PAINT	2/01/06	1,694	693	S/L		12	141	141	0
ROOF DECK	2/01/06	985	403	S/L		12	82	82	0
	3/01/06	1,900	764	S/L		12	158	158	0

HUTTON FOUNDATION
DBA HUTTON PARKER FOUNDATION

33-0779894

DEPRECIATION WORKSHEET (CONTINUED)
FORM 990-PF, PART I
ALLOCATED DEPRECIATION

DESCRIPTION	DATE ACQUIRED	COST BASIS	PRIOR YEAR DEPR	METHOD	RATE	LIFE	CURRENT YEAR DEPR	NET INVEST INCOME	ADJUSTED NET INCOME
ELEVATOR ADA UPGRADE	4/01/06	10,526	1,249	S/L		40	263	263	0
FURNITURE & FIX-COMMON	3/01/06	1,015	409	S/L		12	85	85	0
BLDG SIGNS-COMMON	3/01/06	812	328	S/L		12	68	68	0
REFURBISH STORAGE	3/01/06	1,240	498	S/L		12	103	103	0
WINDOW TINTING	3/01/06	1,347	542	S/L		12	112	112	0
WINDOW BLINDS	3/15/06	2,127	856	S/L		12	177	177	0
TI-1ST FLOOR-BLDG DIR	3/22/06	449	176	S/L		12	37	37	0
4TH FLOOR-ADD'L DECK	7/26/06	12,995	1,435	S/L		40	325	0	0
TI-4TH FLR-THRESHOLD	4/12/06	1,575	186	S/L		40	39	0	0
TI-4TH FLR-SHOWER	6/01/06	1,261	481	S/L		12	105	0	0
PRINTER-EXTRA	2/23/06	1,179	474	S/L		12	98	0	0
PRINTER-PJH	4/03/06	1,005	399	S/L		12	84	0	0
DELL COMPUTER-JD	1/10/07	1,246	416	S/L		12	104	0	0
PRINTER	9/04/07	389	107	S/L		12	32	0	0
ROOF	12/31/07	27,077	2,031	S/L		40	677	677	0
FIRE ALARM SYSTEM	12/31/07	11,501	2,874	S/L		12	958	958	0
SILK PLANTS & CONTAINERS	9/04/08	2,765	537	S/L		12	230	230	0
NEW ROOF	12/13/08	196,328	10,225	S/L		40	4,908	4,908	0
BLDG-1330 STATE STREET	10/29/08	1,807,803	97,923	S/L		40	45,195	45,195	0
LO COMPUTER & MONITOR	10/15/08	2,796	524	S/L		12	233	0	0
LO TABLE	10/15/08	1,264	236	S/L		12	105	0	0
JD PRINTER	11/01/08	612	111	S/L		12	51	0	0
PH COMPUTER	7/31/08	1,063	214	S/L		12	89	0	0
PARK LOT IMPROVE-STATE ST	6/22/09	8,125	1,016	S/L		12	677	677	0
BLDG IMPROVE-STATE STREET	7/01/09	359,635	13,486	S/L		40	8,991	8,991	0
BLDG IMPROVE-STATE STREET	7/01/09	75,489	9,436	S/L		12	6,291	6,291	0

HUTTON FOUNDATION
DBA HUTTON PARKER FOUNDATION

33-0779894

DEPRECIATION WORKSHEET (CONTINUED)
FORM 990-PF, PART I
ALLOCATED DEPRECIATION

DESCRIPTION	DATE ACQUIRED	COST BASIS	PRIOR YEAR DEPR	METHOD	RATE	LIFE	CURRENT YEAR DEPR	NET INVEST INCOME	ADJUSTED NET INCOME
CONFERENCE RM FURNITURE	7/01/09	15,331	1,917	S/L		12	1,278	1,278	0
STERO & VIDEO EQUIPMENT	7/01/09	6,713	839	S/L		12	559	559	0
WINDOW BLINDS	7/01/09	6,893	861	S/L		12	574	574	0
DATA & PHONE LINES	7/01/09	14,265	1,783	S/L		12	1,189	1,189	0
WATER METERS	12/30/09	19,537	489	S/L		40	488	488	0
WATER METERS	12/30/09	44,548	1,114	S/L		40	1,114	1,114	0
COMPUTER-LAP TOP	4/14/09	1,171	171	S/L		12	98	0	0
MESSAGE MACHINE	7/27/09	1,878	222	S/L		12	157	0	0
BLDG IMPROVE-WINDOWS 2ND	9/30/10	24,077	150	S/L		40	602	602	0
WATER METERS	1/01/10	1,809	44	S/L		40	45	45	0
PATIO TABLE & CHAIRS	9/30/10	3,504	73	S/L		12	292	292	0
WATER METERS	1/01/10	1,018	25	S/L		40	25	25	0
HVAC UNITS	2/01/10	54,800	1,256	S/L		40	1,370	1,370	0
BLDG-1124 CASTILLO	6/16/10	298,000	3,725	S/L		40	7,450	7,450	0
BLDG-1530 CHAPALA	11/18/10	408,994	852	S/L		40	10,225	10,225	0
SCANNERS	9/30/10	479	10	S/L		12	40	0	0
CHAIR	11/30/10	879	6	S/L		12	73	0	0
BLDG-ANACAPA	2/04/11	6,893,308		S/L	0.0225		154,657	154,657	0
BLDG-ANACAPA	2/04/11	1,582,919		S/L	0.0318		50,365	50,365	0
TI-ANACAPA	2/04/11	221,340		150DB	0.0500		11,067	11,067	0
FIXTURES-ANACAPA	2/04/11	6,552		200DB	0.1429		936	936	0
EQUIPMENT-ANACAPA	2/04/11	294,413		200DB	0.2000		58,883	58,883	0
ALARM-PHASE I-ANACAPA	9/01/11	25,412		150DB	0.0500		1,271	1,271	0
ALARM-PHASE II-ANACAPA	11/01/11	13,635		150DB	0.0500		682	682	0
LOAN COSTS-ANACAPA	2/04/11	17,995		S/L		10	1,500	0	0
TI-1530 CHAPALA	9/09/11	3,187		S/L		12	89	89	0
TI-1530 CHAPALA	10/03/11	1,417		S/L		12	29	29	0
BLDG-700 MILPAS	1/11/11	804,913		S/L		40	20,123	20,123	0
BLDG-ARRELLAGA	12/30/10	363,595		S/L		40	9,090	9,090	0
TI-ARRELLAGA	8/29/11	55,674		S/L		40	464	464	0
TI-ARRELLAGA	8/29/11	26,143		S/L		12	726	726	0
LOAN COSTS-ANACAPA	2/04/11	17,500		S/L		10	1,458	0	0

HUTTON FOUNDATION
DBA HUTTON PARKER FOUNDATION

33-0779894

DEPRECIATION WORKSHEET (CONTINUED)
FORM 990-PF, PART I
ALLOCATED DEPRECIATION

DESCRIPTION	DATE ACQUIRED	COST BASIS	PRIOR YEAR DEPR	METHOD	RATE	LIFE	CURRENT YEAR DEPR	NET INVEST INCOME	ADJUSTED NET INCOME
LOAN COSTS-ANACAPA	2/04/11	6,500		S/L		10	542	0	0
MICROEDGE GRANT SOFTWARE	1/31/11	8,590		S/L		12	656	0	0
TCP DESKTOP COMPUTER	3/31/11	933		S/L		12	58	0	0
FILE SERVER	6/16/11	8,521		S/L		12	355	0	0
SOUND SYSTEM	7/31/11	1,215		S/L		12	42	0	0
COUCH-TCP	10/31/11	3,070		S/L		12	43	0	0

12/31/11

2011 FEDERAL BOOK DEPRECIATION SCHEDULE

PAGE 1

HUTTON FOUNDATION
DBA HUTTON PARKER FOUNDATION

33-0779894

NO.	DESCRIPTION	DATE ACQUIRED	DATE SOLD	COST/ BASIS	PCT. BUS	CUR 179 BONUS	SPECIAL DEPR ALLOW.	PRIOR 179/ BONUS/ SP. DEPR.	PRIOR DEC BAL DEPR.	SALVAGE /BASIS REDUCT.	DEPR BASIS	PRIOR DEPR.	METHOD	LIFE	RATE	CURRENT DEPR.
FORM 990/990-PF																
BUILDINGS																
101	BLDG-4TH FLR-ANAPAMU	8/31/05		623,255				0	0	0	623,255	85,696	S/L	40		15,581
TOTAL BUILDINGS																
FURNITURE AND FIXTURES																
2	FILE CABINETS	7/01/98		1,223				0	0	0	1,223	1,224	S/L	12		0
7	DESK	7/01/98		4,515							4,515	4,515	S/L	12		0
8	FILE CABINETS	7/01/98		813							813	816	S/L	12		0
9	8 CONFERENCE CHAIRS	7/01/98		2,439							2,439	2,439	S/L	12		0
10	SOFA, CHAIR & TABLE	7/01/98		7,472							7,472	7,472	S/L	12		0
11	BED CHEST	7/01/98		1,508							1,508	1,512	S/L	12		0
12	DESK	7/20/98		2,667							2,667	2,667	S/L	12		0
13	4 CONFERENCE CHAIRS	7/20/98		1,220							1,220	1,220	S/L	12		0
14	1 CONFERENCE EASEL	7/20/98		1,373							1,373	1,373	S/L	12		0
15	2 DISPLAY CABINETS	8/17/98		2,694							2,694	2,694	S/L	12		0
16	2 SIDE CHAIRS	10/22/98		610							610	610	S/L	12		0
17	CREENZA WITH HUTCH	10/22/98		4,294							4,294	4,294	S/L	12		0
18	GLASS TOPS	10/22/98		339							339	339	S/L	12		0
23	DELL COMPUTER	7/02/01	3/31/11	2,307							2,307	1,824	S/L	12		48
24	DISCO CAM	9/17/01		1,805							1,805	1,388	S/L	12		150
25	DIGITAL CAMERA	10/21/02		690							690	469	S/L	12		58
26	TCP COMPUTER	11/25/02	3/31/11	1,011							1,011	680	S/L	12		84
27	COPIER	6/27/03		9,555							9,555	5,970	S/L	12		796
28	HB CONFERENCE	9/29/03		3,000							3,000	1,813	S/L	12		250

12/31/11

2011 FEDERAL BOOK DEPRECIATION SCHEDULE

PAGE 2

HUTTON FOUNDATION
DBA HUTTON PARKER FOUNDATION

33-0779894

NO.	DESCRIPTION	DATE ACQUIRED	DATE SOLD	COST/ BASIS	BUS. PCT.	CUR 179 BONUS	SPECIAL DEPR ALLOW	PRIOR 179/ BONUS/ SP. DEPR	PRIOR DEC BAL DEPR	SALVAGE /BASIS REDUCT	DEPR BASIS	PRIOR DEPR	METHOD	LIFE	RATE	CURRENT DEPR.
41	LATERAL FILE	2/01/05		1,075							1,075	532	S/L	12		90
43	CONFERENCE TABLE	10/01/05		5,902							5,902	2,583	S/L	12		492
136	CUS DESK-RECEPTION	12/31/05		4,847							4,847	4,847	S/L	12		0
137	CUSTOM CREDENZA	12/31/05		3,210							3,210	3,210	S/L	12		0
138	4 DR WD CREDENZA	12/31/05		1,306							1,306	1,306	S/L	12		0
139	6 LEATHER CONF CHAIRS	12/31/06		3,816							3,816	3,816	S/L	12		0
140	RATTAN SETTEE	12/31/05		1,826							1,826	1,826	S/L	12		0
141	8 UPHOLSTERED CHAIRS	12/31/05		2,763							2,763	2,763	S/L	12		0
142	4 DR VAULT FILE	12/31/05		835							835	835	S/L	12		0
143	VERTICAL FILE TUBE	12/31/05		311							311	311	S/L	12		0
156	LO TABLE	10/15/08		1,264							1,264	236	S/L	12		105
180	CHAIR	11/30/10		879							879	6	S/L	12		73
204	COUCH-TCP	10/31/11		3,070							3,070		S/L	12		43
TOTAL FURNITURE AND FIXTURE																
				80,639		0	0	0	0	0	80,639	65,590				2,189
IMPROVEMENTS																
103	BLDG IMPROVE-4TH FLR	8/31/05		9,337							9,337	1,243	S/L	40		233
104	BLDG IMPROVE-4TH FLR	10/01/05		283							283	126	S/L	12		24
105	4TH FLOOR TI'S-APPLIANCES	8/31/05		5,141							5,141	2,283	S/L	12		428
106	4TH FLOOR TI'S-PAINTING	8/31/05		26,853							26,853	11,936	S/L	12		2,238
107	4TH FLOOR TI'S	8/31/05		239,264							239,264	32,054	S/L	40		5,982
108	4TH FLOOR TI'S	9/01/05		1,159							1,159	516	S/L	12		97
109	4TH FLOOR-VERTICAL BLINDS	9/01/05		1,280							1,280	570	S/L	12		107
110	4TH FLOOR-ENTRY	9/01/05		2,005							2,005	891	S/L	12		167
111	4TH FLOOR-WINDOW	9/01/05		5,840							5,840	2,597	S/L	12		487
112	4TH FLOOR-YAMASA	9/01/05		953							953	421	S/L	12		79

12/31/11

2011 FEDERAL BOOK DEPRECIATION SCHEDULE

PAGE 3

33-0779894

HUTTON FOUNDATION
DBA HUTTON PARKER FOUNDATION

NO.	DESCRIPTION	DATE ACQUIRED	DATE SOLD	COST/ BASIS	BUS. PCT.	CUR 179 BONUS	SPECIAL DEPR ALLOW.	PRIOR 179/ BONUS/ SP. DEPR.	PRIOR DEC. BAL DEPR.	SALVAGE /BASIS REDUCT.	DEPR BASIS	PRIOR DEPR.	METHOD	LIFE	RATE	CURRENT DEPR.
133	4TH FLOOR-ADD'L DECK	7/26/06		12,995							12,995	1,435	S/L	40		325
134	TI-4TH FLR-THRESHOLD	4/12/06		1,575							1,575	186	S/L	40		39
135	TI-4TH FLR-SHOWER	6/01/06		1,261							1,261	481	S/L	12		105
	TOTAL IMPROVEMENTS			307,946		0	0	0	0	0	307,946	54,739				10,311
	LAND															
102	LAND-4TH FLR-ANAPAMU	8/31/05		267,109							267,109					0
	TOTAL LAND			267,109		0	0	0	0	0	267,109	0				0
	MACHINERY AND EQUIPMENT															
4	IBM SE 12	7/01/98		268							268	268	S/L	12		0
5	GRANT SOFTWARE	7/01/98		7,413							7,413	7,415	S/L	12		0
6	HP350 FAX	7/01/98		593							593	593	S/L	12		0
33	PM MONITOR	7/05/04		432							432	234	S/L	12		36
34	SB DELL FIRE SERVER	7/27/04	6/30/11	5,454							5,454	2,917	S/L	12		227
42	NORSTAR PHONE SYSTEM	9/01/05		6,469							6,469	2,875	S/L	12		539
144	PRINTER-EXTRA	2/23/06		1,179							1,179	474	S/L	12		98
145	PRINTER-PIH	4/03/06		1,005							1,005	399	S/L	12		84
146	DELL COMPUTER-JD	1/10/07		1,246							1,246	416	S/L	12		104
147	PRINTER	9/04/07		389							389	107	S/L	12		32
155	LO COMPUTER & MONITOR	10/15/08		2,796							2,796	524	S/L	12		233
157	JD PRINTER	11/01/08		612							612	111	S/L	12		51
158	PH COMPUTER	7/31/08		1,063							1,063	214	S/L	12		89
168	COMPUTER-LAP TOP	4/14/09		1,171							1,171	171	S/L	12		98
169	MESSAGE MACHINE	7/27/09		1,878							1,878	222	S/L	12		157

12/31/11

2011 FEDERAL BOOK DEPRECIATION SCHEDULE

PAGE 4

33-0779894

HUTTON FOUNDATION
DBA HUTTON PARKER FOUNDATION

NO.	DESCRIPTION	DATE ACQUIRED	DATE SOLD	COST/ BASIS	BUS PCT.	CUR 179 BONUS	SPECIAL DEPR ALLOW.	PRIOR 179/ BONUS/ SP. DEPR.	PRIOR DEC BAL DEPR	SALVAGE /BASIS REDUCT.	DEPR BASIS	PRIOR DEPR	METHOD	LIFE	RATE	CURRENT DEPR
179	SCANNERS	9/30/10		479							479	10	S/L	12		40
200	MICROEDGE GRANT SOFTWARE	1/31/11		8,590							8,590		S/L	12		656
201	TCP DESKTOP COMPUTER	3/31/11		933							933		S/L	12		58
202	FILE SERVER	6/16/11		8,521							8,521		S/L	12		355
203	SOUND SYSTEM	7/31/11		1,215							1,215		S/L	12		42
TOTAL MACHINERY AND EQUIPME																
				51,706		0	0	0	0	0	51,706	16,950				2,899
TOTAL DEPRECIATION																
				1,330,655		0	0	0	0	0	1,330,655	222,975				30,980
RENTAL ACTIVITY - 5624 HOLLISTER																
AMORTIZATION																
113	LC-5624 HOLLISTER	5/01/06		14,790							14,790	6,902	S/L	10		1,479
TOTAL AMORTIZATION																
				14,790		0	0	0	0	0	14,790	6,902				1,479
BUILDINGS																
84	BLDG-5624 HOLLISTER	6/16/05		1,644,462							1,644,462	226,116	S/L	40		41,111
TOTAL BUILDINGS																
				1,644,462		0	0	0	0	0	1,644,462	226,116				41,111
IMPROVEMENTS																
167	WATER METERS	12/30/09		44,548							44,548	1,114	S/L	40		1,114
171	WATER METERS	1/01/10		1,809							1,809	44	S/L	40		45
TOTAL IMPROVEMENTS																
				46,357		0	0	0	0	0	46,357	1,158				1,159

2011 FEDERAL BOOK DEPRECIATION SCHEDULE

33-0779894

**HUTTON FOUNDATION
DBA HUTTON PARKER FOUNDATION**

NO.	DESCRIPTION	DATE ACQUIRED	DATE SOLD	COST/ BASIS	BUS PCT.	CUR 179 BONUS	SPECIAL DEPR. ALLOW.	PRIOR 179/ BONUS/ SP. DEPR.	PRIOR DEC. BAL DEPR.	SALVAGE /BASIS REDUCT.	DEPR. BASIS	PRIOR DEPR.	METHOD	LIFE	RATE	CURRENT DEPR.
LAND																
85	LAND-5624 HOLLISTER	6/16/05		1,096,308							1,096,308					0
TOTAL LAND																
TOTAL DEPRECIATION																
RENTAL ACTIVITY - 302 CARRILLO STREET																
BUILDINGS																
1	OFFICE BUILDING	9/10/99		981,496							981,496	278,086	S/L	40		24,537
148	ROOF	12/31/07		27,077							27,077	2,031	S/L	40		677
TOTAL BUILDINGS																
LAND																
3	LAND	9/10/99		654,330							654,330					0
TOTAL LAND																
TOTAL DEPRECIATION																

RENTAL ACTIVITY - 327-335 SALINAS STREET

BUILDINGS

12/31/11

2011 FEDERAL BOOK DEPRECIATION SCHEDULE

PAGE 6

33-0779894

HUTTON FOUNDATION
DBA HUTTON PARKER FOUNDATION

NO.	DESCRIPTION	DATE ACQUIRED	DATE SOLD	COST/ BASIS	BUS PCT.	CUR 179 BONUS	SPECIAL DEPR ALLOW	PRIOR 179/ BONUS/ SP. DEPR	PRIOR DEC BAL DEPR	SALVAGE /BASIS REDUCT	DEPR BASIS	PRIOR DEPR	METHOD	LIFE	RATE	CURRENT DEPR
19	OFFICE BUILDING	12/20/01		901,426							901,426	202,824	S/L	40		22,536
31	TI-STE 333-PAINT & CARPET	10/01/03		3,808							3,808	2,298	S/L	12		317
32	TI-STE 333	10/01/03		98,968							98,968	17,931	S/L	40		2,474
	TOTAL BUILDINGS			1,004,202		0	0	0	0	0	1,004,202	223,053				25,327
	LAND															
20	LAND	12/20/01		600,950							600,950					0
	TOTAL LAND			600,950		0	0	0	0	0	600,950	0				0
	TOTAL DEPRECIATION			1,605,152		0	0	0	0	0	1,605,152	223,053				25,327
RENTAL ACTIVITY - 120 EAST JONES STREET																
	BUILDINGS															
21	OFFICE BUILDING	12/31/02		146,807							146,807	29,361	S/L	40		3,670
29	TENANT IMPROVEMENTS	2/18/03		168,792							168,792	110,184	S/L	12		14,066
30	TENANT IMPROVEMENTS	2/18/03		814,432							814,432	159,494	S/L	40		20,361
	TOTAL BUILDINGS			1,130,031		0	0	0	0	0	1,130,031	299,039				38,097
	LAND															
22	LAND	12/31/02		67,017							67,017					0
	TOTAL LAND			67,017		0	0	0	0	0	67,017	0				0

12/31/11

2011 FEDERAL BOOK DEPRECIATION SCHEDULE

PAGE 7

33-0779894

HUTTON FOUNDATION
DBA HUTTON PARKER FOUNDATION

NO.	DESCRIPTION	DATE ACQUIRED	DATE SOLD	COST/ BASIS	BUS PCT	CUR 179 BONUS	SPECIAL DEPR ALLOW	PRIOR 179/ BONUS/ SP DEPR	PRIOR DEC BAL DEPR	SALVAGE /BASIS REDUCT	DEPR BASIS	PRIOR DEPR	METHOD	LIFE	RATE	CURRENT DEPR
	TOTAL DEPRECIATION			1,197,048		0	0	0	0	0	1,197,048	299,039				38,097
	RENTAL ACTIVITY - 5638 HOLLISTER															
	BUILDINGS															
35	OFFICE BLDG-HOLLISTER	2/01/04		2,321,000							2,321,000	406,176	S/L	40		58,026
	TOTAL BUILDINGS			2,321,000		0	0	0	0	0	2,321,000	406,176				58,026
	IMPROVEMENTS															
37	TENANT IMPROVE-HOLLISTER	3/01/04		43,227							43,227	24,614	S/L	12		3,602
38	TENANT IMPROVE-HOLLISTER	3/01/04		22,062							22,062	3,771	S/L	40		552
114	LANDSCAPE IMP-HOLLISTER	3/22/06		5,405							5,405	2,138	S/L	12		450
152	NEW ROOF	12/13/08		196,328							196,328	10,225	S/L	40		4,908
166	WATER METERS	12/30/09		19,537							19,537	489	S/L	40		488
173	WATER METERS	1/01/10		1,018							1,018	25	S/L	40		25
174	HVAC UNITS	2/01/10		54,800							54,800	1,256	S/L	40		1,370
	TOTAL IMPROVEMENTS			342,377		0	0	0	0	0	342,377	42,518				11,395
	LAND															
36	LAND-HOLLISTER	2/01/04		1,632,208							1,632,208	0				0
	TOTAL LAND			1,632,208		0	0	0	0	0	1,632,208	0				0
	TOTAL DEPRECIATION			4,295,585		0	0	0	0	0	4,295,585	448,694				69,421

12/31/11

2011 FEDERAL BOOK DEPRECIATION SCHEDULE

PAGE 8

33-0779894

HUTTON FOUNDATION
DBA HUTTON PARKER FOUNDATION

NO.	DESCRIPTION	DATE ACQUIRED	DATE SOLD	COST/ BASIS	BUS. PCT.	CUR 179 BONUS	SPECIAL DEPR ALLOW.	PRIOR 179/ BONUS/ SP. DEPR.	PRIOR DEC. BAL. DEPR.	SALVAGE /BASIS REDUCT.	DEPR. BASIS	PRIOR DEPR.	METHOD	LIFE	RATE	CURRENT DEPR.
RENTAL ACTIVITY - 6842 PHELPS																
39	OFFICE BLDG-6842 PHELPS	8/13/04		360,592							360,592	57,846	S/L	40		9,015
40	LAND-6842 PHELPS	8/13/04		240,395							240,395					0
TOTAL				600,987		0	0	0	0	0	600,987	57,846				9,015
TOTAL DEPRECIATION				600,987		0	0	0	0	0	600,987	57,846				9,015
RENTAL ACTIVITY - 1528 CHAPALA																
BUILDINGS																
44	OFFICE BLDG-1528 CHAPALA	7/15/05		3,874,889							3,874,889	532,796	S/L	40		96,871
TOTAL BUILDINGS				3,874,889		0	0	0	0	0	3,874,889	532,796				96,871
IMPROVEMENTS																
45	ELECTRICAL IMPROVEMENTS	10/01/05		1,929							1,929	252	S/L	40		48
46	HVAC IMPROVEMENTS	11/01/05		13,030							13,030	1,684	S/L	40		326
47	SLAB	11/08/05		468							468	62	S/L	40		12
48	BLDG SIGN	12/01/05		6,390							6,390	2,707	S/L	12		533
49	ELEVATOR ADA	12/01/05		3,239							3,239	412	S/L	40		81
50	BLDG PAINT	12/31/05		16,000							16,000	6,665	S/L	12		1,333
51	PARKING LOT IMPROVEMENTS	12/31/05		775							775	95	S/L	40		19
52	ELECTRONIC DOOR	12/31/05		2,088							2,088	870	S/L	12		174
54	CONF/TRAIN ROOMS	10/01/05		18,134							18,134	7,933	S/L	12		1,511
55	TI'S-ALL COMMON	11/01/05		86,142							86,142	11,127	S/L	40		2,154

12/31/11

2011 FEDERAL BOOK DEPRECIATION SCHEDULE

PAGE 9

HUTTON FOUNDATION
DBA HUTTON PARKER FOUNDATION

33-0779894

NO.	DESCRIPTION	DATE ACQUIRED	DATE SOLD	COST/ BASIS	BUS. PCT.	CUR 179 BONUS	SPECIAL DEPR. ALLOW.	PRIOR 179/ BONUS/ SP. DEPR.	PRIOR DEC. BAL DEPR.	SALVAGE /BASIS REDUCT.	DEPR. BASIS	PRIOR DEPR.	METHOD	LIFE	RATE	CURRENT DEPR.
56	TI-S-ALL COMMON	11/01/05		36,918							36,918	15,898	S/L	12		3,077
57	CARPET-CONFERENCE	11/01/05		10,787							10,787	4,645	S/L	12		899
58	SUITE 204-CARPET	11/01/05		5,984							5,984	2,578	S/L	12		499
59	SUITE 206-CARPET	11/01/05		1,564							1,564	672	S/L	12		130
60	SUITE 302 & 303-CARPET	11/01/05		6,312							6,312	2,718	S/L	12		526
61	SUITE 307-CARPET	11/01/05		442							442	191	S/L	12		37
62	SUITE 308-CARPET	11/01/05		2,194							2,194	945	S/L	12		183
63	SUITE 203-TI'S	11/01/05		4,775							4,775	2,056	S/L	12		398
64	SUITE 204-TI'S	11/01/05		19,102							19,102	2,470	S/L	40		478
65	SUITE 205-TI'S	11/01/05		1,000							1,000	429	S/L	12		83
66	SUITE 205-TI'S	11/01/05		4,001							4,001	517	S/L	40		100
67	SUITE 206-TI'S	11/01/05		946							946	408	S/L	12		79
68	SUITE 206-TI'S	11/01/05		3,786							3,786	491	S/L	40		95
69	CARPET-COMMON ALL	12/01/05		4,394							4,394	1,861	S/L	12		366
70	SUITE 205-CARPET	12/01/05		2,972							2,972	1,261	S/L	12		248
71	PAINTING-COMMON ALL	12/01/05		4,886							4,886	2,069	S/L	12		407
72	SUITE 302-TI'S	12/01/05		5,035							5,035	2,134	S/L	12		420
73	SUITE 304-TI'S	12/01/05		20,139							20,139	2,557	S/L	40		503
74	SUITE 304-TI'S	12/01/05		11,570							11,570	4,900	S/L	12		964
75	SUITE 304-TI'S	12/01/05		26,997							26,997	3,431	S/L	40		675
76	SUITE 307-TI'S	12/01/05		899							899	381	S/L	12		75
77	SUITE 307-TI'S	12/01/05		3,596							3,596	457	S/L	40		90
78	SUITE 308-TI'S	12/01/05		669							669	285	S/L	12		56
79	SUITE 308-TI'S	12/01/05		2,677							2,677	340	S/L	40		67
80	DISHWASHER	12/31/05		356							356	150	S/L	12		30
81	MINI BLINDS	12/31/05		403							403	170	S/L	12		34
115	2 CAFE TBLS, 8 CHAIRS	7/02/98		832							832	832	S/L	12		0

12/31/11

2011 FEDERAL BOOK DEPRECIATION SCHEDULE

PAGE 10

HUTTON FOUNDATION
DBA HUTTON PARKER FOUNDATION

33-0779894

NO.	DESCRIPTION	DATE ACQUIRED	DATE SOLD	COST/ BASIS	BUS PCT.	CUR 179 BONUS	SPECIAL DEPR ALLOW.	PRIOR 179/ BONUS/ SP. DEPR.	PRIOR DEC. BAL DEPR.	SALVAGE /BASIS REDUCT.	DEPR. BASIS	PRIOR DEPR.	METHOD	LIFE	RATE	CURRENT DEPR.
116	2 CONFERENCE TABLES	7/20/98		3,664							3,664	3,664	S/L	12		0
117	ELECTRONIC ENTRY	2/01/06		1,694							1,694	693	S/L	12		141
118	EXTERIOR PAINT	2/01/06		985							985	403	S/L	12		82
119	ROOF DECK	3/01/06		1,900							1,900	764	S/L	12		158
120	ELEVATOR ADA UPGRADE	4/01/06		10,526							10,526	1,249	S/L	40		263
121	CONFERENCE TABLE	12/31/05		2,455							2,455	2,455	S/L	12		0
122	ART	1/11/06		1,448							1,448					0
123	FURNITURE & FIX-COMMON	3/01/06		1,015							1,015	409	S/L	12		85
124	BLDG SIGNS-COMMON	3/01/06		812							812	328	S/L	12		68
125	REFURBISH STORAGE	3/01/06		1,240							1,240	498	S/L	12		103
126	WINDOW TINTING	3/01/06		1,347							1,347	542	S/L	12		112
127	WINDOW BLINDS	3/15/06		2,127							2,127	856	S/L	12		177
128	LOBBY WALL SCULPTURE	4/01/06		7,004							7,004					0
149	FIRE ALARM SYSTEM	12/31/07		11,501							11,501	2,874	S/L	12		958
150	PAINTING-ROCKFACE	6/24/08		500							500					0
151	SILK PLANTS & CONTAINERS	9/04/08		2,765							2,765	537	S/L	12		230
TOTAL IMPROVEMENTS				382,414	0	0	0	0	0	0	382,414	101,925				19,087
LAND																
53	LAND-1528 CHAPALA	7/15/05		2,601,341							2,601,341					0
TOTAL LAND				2,601,341	0	0	0	0	0	0	2,601,341	0				0
TOTAL DEPRECIATION				6,858,644	0	0	0	0	0	0	6,858,644	634,721				115,958

12/31/11

2011 FEDERAL BOOK DEPRECIATION SCHEDULE

PAGE 11

HUTTON FOUNDATION
DBA HUTTON PARKER FOUNDATION

33-0779894

NO.	DESCRIPTION	DATE ACQUIRED	DATE SOLD	COST/ BASIS	BUS PCT	CUR 179 BONUS	SPECIAL DEPR ALLOW	PRIOR 179/ BONUS/ SP DEPR	PRIOR DEC BAL DEPR	SALVAGE /BASIS REDUCT	DEPR BASIS	PRIOR DEPR	METHOD	LIFE	RATE	CURRENT DEPR
RENTAL ACTIVITY - 705 MCCLELLAND																
BUILDINGS																
82	BLDG-MCCLELLAND	12/31/02		36,702							36,702	7,343	S/L	40		918
TOTAL BUILDINGS																
				36,702		0	0	0	0	0	36,702	7,343				918
LAND																
83	LAND-MCCLELLAND	12/31/02		54,261							54,261					0
TOTAL LAND																
				54,261		0	0	0	0	0	54,261	0				0
TOTAL DEPRECIATION																
				90,963		0	0	0	0	0	90,963	7,343				918
RENTAL ACTIVITY - 26 ANAPAMU																
BUILDINGS																
86	BLDG-26 ANAPAMU-1ST FLOOR	3/31/05		665,155							665,155	102,546	S/L	40		16,629
95	BLDG-2ND FLOOR ANAPAMU	3/31/05		665,155							665,155	102,546	S/L	40		16,629
TOTAL BUILDINGS																
				1,330,310		0	0	0	0	0	1,330,310	205,092				33,258
IMPROVEMENTS																
88	BLDG IMPROVE-1ST FLOOR	3/31/05		13,227							13,227	1,903	S/L	40		330
89	BLDG IMPROVE-1ST FLOOR	10/01/05		401							401	173	S/L	12		33
90	TI-1ST FLR-PAINTING	10/01/05		250							250	110	S/L	12		21
91	TI-1ST FLR	10/01/05		938							938	410	S/L	12		78

12/31/11

2011 FEDERAL BOOK DEPRECIATION SCHEDULE

PAGE 12

HUTTON FOUNDATION
DBA HUTTON PARKER FOUNDATION

33-0779894

NO.	DESCRIPTION	DATE ACQUIRED	DATE SOLD	COST/ BASIS	BUS. PCT.	CUR 179 BONUS	SPECIAL DEPR ALLOW	PRIOR 179/ BONUS/ SP DEPR	PRIOR DEC BAL DEPR	SALVAGE /BASIS REDUCT	DEPR BASIS	PRIOR DEPR	METHOD	LIFE	RATE	CURRENT DEPR	
92	TI-1ST FLR-YAMASA	10/01/05		1,351							1,351	593	S/L	12		113	
93	TI-1ST FLR-PAINTING	10/01/05		1,925							1,925	840	S/L	12		160	
94	TI-1ST FLR-TI	10/01/05		12,858							12,858	1,686	S/L	40		321	
96	BLDG IMPROVE-2ND FLR	3/31/05		16,506							16,506	2,373	S/L	40		413	
97	BLDG IMPROVE-2ND FLOOR	10/01/05		501							501	68	S/L	40		13	
99	TI-2ND FLOOR-BLDG	4/01/05		288							288	138	S/L	12		24	
100	TI-2ND FLOOR-YAMASA	4/01/05		1,686							1,686	809	S/L	12		141	
129	TI-1ST FLOOR-BLDG DIR	3/22/06		449							449	176	S/L	12		37	
130	DESK-1ST FLOOR	12/31/05		11							11	11	S/L	12		0	
131	EXEC U DESK-1ST FLOOR	12/31/05		3,494							3,494	3,494	S/L	12		0	
132	EXEC U DESK-1ST FLOOR	12/31/05		3,796							3,796	3,796	S/L	12		0	
170	BLDG IMPROVE-WINDOWS 2ND	9/30/10		24,077							24,077	150	S/L	40		602	
TOTAL IMPROVEMENTS				81,758	0	0	0	0	0	0	81,758	16,730					2,286
LAND																	
87	LAND-26 ANAPAMU-1ST FLOOR	3/31/05		285,066							285,066						0
98	LAND-2ND FLOOR ANAPAMU	3/31/05		285,066							285,066						0
TOTAL LAND				570,132	0	0	0	0	0	0	570,132	0					0
TOTAL DEPRECIATION				1,982,200	0	0	0	0	0	0	1,982,200	221,822					35,544

RENTAL ACTIVITY - 1330 STATE STREET

BUILDINGS

12/31/11

2011 FEDERAL BOOK DEPRECIATION SCHEDULE

PAGE 13

HUTTON FOUNDATION
DBA HUTTON PARKER FOUNDATION

33-0779894

NO.	DESCRIPTION	DATE ACQUIRED	DATE SOLD	COST/ BASIS	BUS PCT	CUR 179 BONUS	SPECIAL DEPR ALLOW	PRIOR 179/ BONUS/ SP DEPR	PRIOR DEC BAL DEPR	SALVAGE /BASIS REDUCT	DEPR BASIS	PRIOR DEPR	METHOD	LIFE	RATE	CURRENT DEPR
153	BLDG-1330 STATE STREET	10/29/08		1,807,803							1,807,803	97,923	S/L	40		45,195
	TOTAL BUILDINGS			1,807,803		0	0	0	0	0	1,807,803	97,923				45,195
	FURNITURE AND FIXTURES															
162	CONFERENCE RM FURNITURE	7/01/09		15,331							15,331	1,917	S/L	12		1,278
164	WINDOW BLINDS	7/01/09		6,893							6,893	861	S/L	12		574
172	PATIO TABLE & CHAIRS	9/30/10		3,504							3,504	73	S/L	12		292
	TOTAL FURNITURE AND FIXTURE			25,728		0	0	0	0	0	25,728	2,851				2,144
	IMPROVEMENTS															
159	PARK LOT IMPROVE-STATE ST	6/22/09		8,125							8,125	1,016	S/L	12		677
160	BLDG IMPROVE-STATE STREET	7/01/09		359,635							359,635	13,486	S/L	40		8,991
161	BLDG IMPROVE-STATE STREET	7/01/09		75,489							75,489	9,436	S/L	12		6,291
	TOTAL IMPROVEMENTS			443,249		0	0	0	0	0	443,249	23,938				15,959
	LAND															
154	LAND-1330 STATE STREET	10/29/08		1,205,202							1,205,202					0
	TOTAL LAND			1,205,202		0	0	0	0	0	1,205,202	0				0
	MACHINERY AND EQUIPMENT															
163	STERO & VIDEO EQUIPMENT	7/01/09		6,713							6,713	839	S/L	12		559
165	DATA & PHONE LINES	7/01/09		14,265							14,265	1,783	S/L	12		1,189
	TOTAL MACHINERY AND EQUIPME			20,978		0	0	0	0	0	20,978	2,622				1,748

12/31/11

2011 FEDERAL BOOK DEPRECIATION SCHEDULE

PAGE 14

HUTTON FOUNDATION
DBA HUTTON PARKER FOUNDATION

33-0779894

NO.	DESCRIPTION	DATE ACQUIRED	DATE SOLD	COST/ BASIS	BUS PCT.	CUR 179 BONUS	SPECIAL DEPR. ALLOW.	PRIOR 179/ BONUS/ SP. DEPR.	PRIOR DEC BAL DEPR.	SALVAGE /BASIS REDUCT.	DEPR. BASIS	PRIOR DEPR.	METHOD	LIFE	RATE	CURRENT DEPR.
	TOTAL DEPRECIATION			3,502,960		0	0	0	0	0	3,502,960	127,334				65,046
RENTAL ACTIVITY - 1124 CASTILLO																
176	LAND-1124 CASTILLO	6/16/10		298,000							298,000					0
TOTAL				298,000		0	0	0	0	0	298,000	0				0
BUILDINGS																
175	BLDG-1124 CASTILLO	6/16/10		298,000							298,000	3,725		S/L	40	7,450
TOTAL BUILDINGS				298,000		0	0	0	0	0	298,000	3,725				7,450
TOTAL DEPRECIATION				596,000		0	0	0	0	0	596,000	3,725				7,450
RENTAL ACTIVITY - 1530 CHAPALA																
178	LAND-1530 CHAPALA	11/18/10		408,994							408,994					0
189	TI-1530 CHAPALA	9/09/11		3,187							3,187			S/L	12	89
190	TI-1530 CHAPALA	10/03/11		1,417							1,417			S/L	12	29
TOTAL				413,598		0	0	0	0	0	413,598	0				118
BUILDINGS																
177	BLDG-1530 CHAPALA	11/18/10		408,994							408,994	852		S/L	40	10,225
TOTAL BUILDINGS				408,994		0	0	0	0	0	408,994	852				10,225

12/31/11

2011 FEDERAL BOOK DEPRECIATION SCHEDULE

PAGE 16

33-0779894

HUTTON FOUNDATION
DBA HUTTON PARKER FOUNDATION

NO.	DESCRIPTION	DATE ACQUIRED	DATE SOLD	COST/ BASIS	BUS PCT	CUR 179 BONUS	SPECIAL DEPR. ALLOW.	PRIOR 179/ BONUS/ SP. DEPR.	PRIOR DEC. BAL DEPR.	SALVAGE /BASIS REDUCT.	DEPR BASIS	PRIOR DEPR.	METHOD	LIFE	RATE	CURRENT DEPR.
193	BLDG-ARRELLAGA	12/30/10		363,595							363,595		S/L	40		9,090
194	LAND-ARRELLAGA	12/30/10		363,595							363,595					0
195	TI-ARRELLAGA	8/29/11		55,674							55,674		S/L	40		464
196	TI-ARRELLAGA	8/29/11		26,143							26,143		S/L	12		726
	TOTAL			809,007		0	0	0	0	0	809,007	0				10,280
	TOTAL DEPRECIATION			809,007		0	0	0	0	0	809,007	0				10,280
RENTAL ACTIVITY - 700 MILPAS																
191	BLDG-700 MILPAS	1/11/11		804,913							804,913		S/L	40		20,123
192	LAND-700 MILPAS	1/11/11		742,996							742,996					0
	TOTAL			1,547,909		0	0	0	0	0	1,547,909	0				20,123
	TOTAL DEPRECIATION			1,547,909		0	0	0	0	0	1,547,909	0				20,123
GRAND TOTAL AMORTIZATION																
	GRAND TOTAL DEPRECIATION			56,785		0	0	0	0	0	56,785	6,902				4,979
				41,235,853		0	0	0	0	0	41,235,853	2,754,795				783,847
DEPRECIATION ASSETS SOLD																
	DEPR REMAINING ASSETS			8,772		0	0	0	0	0	8,772	5,421				359
				41,227,081		0	0	0	0	0	41,227,081	2,749,374				783,488

HUTTON FOUNDATION
 DBA HUTTON PARKER FOUNDATION
 FORM 990-PF
 12/31/2011

STATEMENT: PARTY XV-#3 A GRANTS CONTRIBUTIONS PAID DURING YEAR OR APPROVED FOR FUTURE PAYMENTS

<u>RECIPIENT NAME AND ADDRESS</u>	<u>RELATIONSHIP</u>	<u>STATUS</u>	<u>PURPOSE</u>	<u>AMOUNT</u>
Alliance For Pharmaceutical Access, Incorporated 237 Town Center West #122 Santa Maria, CA 93458	NONE	PUBLIC CHARITY	GENERAL PURPOSE	10,000
Alpha Resource Center of Santa Barbara 4501 Cathedral Oak's Road Santa Barbara, CA 93110	NONE	PUBLIC CHARITY	GENERAL PURPOSE	201,500
Angels Foster Care of Santa Barbara 3905 State Street, #7-115 Santa Barbara, CA 93105	NONE	PUBLIC CHARITY	GENERAL PURPOSE	26,000
Animals as Natural Therapy 721 Van Wyck Road Bellingham, WA 98226	NONE	PUBLIC CHARITY	GENERAL PURPOSE	13,750
Antioch University Santa Barbara 801 Garden Street, Suite 101 Santa Barbara, CA 93101	NONE	PUBLIC CHARITY	GENERAL PURPOSE	250,000
Autism Speaks, Inc. 1486 East Valley Road Santa Barbara, CA 93108	NONE	PUBLIC CHARITY	GENERAL PURPOSE	20,000
Beyond Batten Disease Foundation 3300 Duval Rd. Ste 110 Austin, TX	NONE	PUBLIC CHARITY	GENERAL PURPOSE	780
Brain Injury Association of Santa Barbara 625 Chapala Street Santa Barbara, CA 93101	NONE	PUBLIC CHARITY	GENERAL PURPOSE	27,500
California Avocado Festival, Inc. P.O. Box 146 Carpinteria, CA 93014	NONE	PUBLIC CHARITY	GENERAL PURPOSE	3,000
California Lutheran University 60 West Olsen Road, #1300 Thousand Oaks, CA 91360	NONE	PUBLIC CHARITY	GENERAL PURPOSE	100,500
Carpinteria Education Foundation, Inc. 5201 8th Street, Suite 310 Carpinteria, CA 93013	NONE	PUBLIC CHARITY	GENERAL PURPOSE	11,000
Carpinteria Unified School District Main Family Resource Center 1400 Linden Avenue Carpinteria, CA 93013	NONE	PUBLIC CHARITY	GENERAL PURPOSE	41,190
Carrillo Counseling Services Inc 324 E Carrillo, Suite C Santa Barbara, CA 93101	NONE	PUBLIC CHARITY	GENERAL PURPOSE	25,000
Casa Esperanza 816 Cacique Street Santa Barbara, CA 93103	NONE	PUBLIC CHARITY	GENERAL PURPOSE	3,000

HUTTON FOUNDATION
DBA HUTTON PARKER FOUNDATION
FORM 990-PF
12/31/2011

STATEMENT. PARTY XV-#3 A GRANTS CONTRIBUTIONS PAID DURING YEAR OR APPROVED FOR FUTURE PAYMENTS

<u>RECIPIENT NAME AND ADDRESS</u>	<u>RELATIONSHIP</u>	<u>STATUS</u>	<u>PURPOSE</u>	<u>AMOUNT</u>
Channel Island Young Mens Christian Association 55 Hitchcock Way, Suite 101 Santa Barbara, CA 93105	NONE	PUBLIC CHARITY	GENERAL PURPOSE	6,000
Chapman University One University Drive Orange, CA 92866	NONE	PUBLIC CHARITY	GENERAL PURPOSE	16,000
Child Abuse Listening & Mediation (C.A.L.M.) 1236 Chapala Street Santa Barbara, CA 93101	NONE	PUBLIC CHARITY	GENERAL PURPOSE	10,000
Community Action Commission of Santa Barbara 5638 Hollister Avenue, Suite 230 Goleta, CA 93117	NONE	PUBLIC CHARITY	GENERAL PURPOSE	70,000
Community Counseling Center Inc 923 Olive St , Suite 1 Santa Barbara, CA 93110	NONE	PUBLIC CHARITY	GENERAL PURPOSE	15,000
Community Environmental Council 26 W Anapamu Street, 2nd Floor Santa Barbara, CA 93101	NONE	PUBLIC CHARITY	GENERAL PURPOSE	2,450
Council on Alcoholism and Drug Abuse 232 East Canon Perdido Street Santa Barbara, CA 93101	NONE	PUBLIC CHARITY	GENERAL PURPOSE	20,000
Court Appointed Special Advocates (CASA) 120 East Jones Street Santa Maria, CA 93454	NONE	PUBLIC CHARITY	GENERAL PURPOSE	20,000
Denver Scholarship Foundation 303 East 17th Ave , Suite 200 Denver, CO 80203	NONE	PUBLIC CHARITY	GENERAL PURPOSE	25,000
Discovery Science Center 2500 N Main Street Santa Ana, CA 92715	NONE	PUBLIC CHARITY	GENERAL PURPOSE	2,500
Dream Foundation 1528 Chapala, Suite 304 Santa Barbara, CA 93101-7011	NONE	PUBLIC CHARITY	GENERAL PURPOSE	1,000
Environmental Education Group Inc. PO Box 285 Santa Barbara, CA 93102-0285	NONE	PUBLIC CHARITY	GENERAL PURPOSE	5,000
Family Service Agency of Santa Barbara 123 W Gutierrez St Santa Barbara, CA 93101	NONE	PUBLIC CHARITY	GENERAL PURPOSE	40,000
Foodbank of Santa Barbara County 4554 Hollister Avenue Santa Barbara, CA 93110	NONE	PUBLIC CHARITY	GENERAL PURPOSE	40,000
Foundation for Fighting Blindness 11900 W Olympic Blvd , Suite 560 Los Angeles, CA 90064	NONE	PUBLIC CHARITY	GENERAL PURPOSE	1,000

HUTTON FOUNDATION
DBA HUTTON PARKER FOUNDATION
FORM 990-PF
12/31/2011

STATEMENT PARTY XV-#3 A GRANTS CONTRIBUTIONS PAID DURING YEAR OR APPROVED FOR FUTURE PAYMENTS

<u>RECIPIENT NAME AND ADDRESS</u>	<u>RELATIONSHIP</u>	<u>STATUS</u>	<u>PURPOSE</u>	<u>AMOUNT</u>
Friendship Adult Day Care Center 89 Eucalyptus Lane Santa Barbara, CA 93108	NONE	PUBLIC CHARITY	GENERAL PURPOSE	2,500
Fund for Santa Barbara 26 West Anapamu Street, Suite 100 Santa Barbara, CA 93101-2192	NONE	PUBLIC CHARITY	GENERAL PURPOSE	5,440
Future Leaders of America, Inc. 1528 Chapala Street #308 Santa Barbara, CA 93101	NONE	PUBLIC CHARITY	GENERAL PURPOSE	20,000
Ganna Walska Lotusland Foundation 695 Ashley Road Santa Barbara, CA 93108	NONE	PUBLIC CHARITY	GENERAL PURPOSE	1,000
Girls Incorporated of Greater Carpinteria 5315 Foothill Road, Carpinteria Carpinteria, CA 93013	NONE	PUBLIC CHARITY	GENERAL PURPOSE	35,000
Girls Inc. of Greater Santa Barbara P O Box 236 Santa Barbara, CA 93117	NONE	PUBLIC CHARITY	GENERAL PURPOSE	40,095
Guadalupe - Nipomo Dunes Center P O. Box 339 Guadalupe, CA 93434	NONE	PUBLIC CHARITY	GENERAL PURPOSE	19,500
Independent Living Partnership 6235 River Crest Drive, Suite C Riverside, CA 92507-0758	NONE	PUBLIC CHARITY	GENERAL PURPOSE	5,000
International Documentary c/o McKiernan Productions 350 S Hope Ave., Bldg A, Suite 103B Santa Barbara, CA 93105	NONE	PUBLIC CHARITY	GENERAL PURPOSE	5,000
Isla Vista Youth Project Inc 6842 Phelps Road Goleta, CA 93117	NONE	PUBLIC CHARITY	GENERAL PURPOSE	35,000
La Cumbre Junior High School Foundation 2255 Modoc Road Santa Barbara, CA 93101	NONE	PUBLIC CHARITY	GENERAL PURPOSE	3,000
Legal Aid Foundation of Santa Barbara County (Legal 301 E. Canon Perdido Street Santa Barbara, CA 93101	NONE	PUBLIC CHARITY	GENERAL PURPOSE	40,000
Little Star Pony Foundation 1036 Arbolado Rd Santa Barbara, CA 93103	NONE	PUBLIC CHARITY	GENERAL PURPOSE	2,500
Lompoc Valley Community Healthcare Organization 1593 E Chestnut Ave /PO Box 368 Lompoc, CA 93438	NONE	PUBLIC CHARITY	GENERAL PURPOSE	30,000

HUTTON FOUNDATION
DBA HUTTON PARKER FOUNDATION
FORM 990-PF
12/31/2011

STATEMENT PARTY XV-#3 A GRANTS CONTRIBUTIONS PAID DURING YEAR OR APPROVED FOR FUTURE PAYMENTS

<u>RECIPIENT NAME AND ADDRESS</u>	<u>RELATIONSHIP</u>	<u>STATUS</u>	<u>PURPOSE</u>	<u>AMOUNT</u>
National Latino Peace Officers Association Northern Santa Barbara County Chapter P O Box 181 Santa Maria, CA 93456	NONE	PUBLIC CHARITY	GENERAL PURPOSE	3,000
Navy Seal Foundation PO Box 3100 Merrifield, VA 22119-3100	NONE	PUBLIC CHARITY	GENERAL PURPOSE	2,500
Nuclear Age Peace Foundation PMB 121 1187 Coast Village Road, Suite 1 Santa Barbara, CA 93108-2794	NONE	PUBLIC CHARITY	GENERAL PURPOSE	5,000
Opera Santa Barbara 1330 State Street, Suite 209 Santa Barbara, CA 93101	NONE	PUBLIC CHARITY	GENERAL PURPOSE	5,395
Pacific Pride Foundation 126 E Haley Street, Suite A-11 Santa Barbara, CA 93101	NONE	PUBLIC CHARITY	GENERAL PURPOSE	40,000
Parks & Recreation Community Foundation P O Box 91742 Santa Barbara, CA 93190	NONE	PUBLIC CHARITY	GENERAL PURPOSE	5,000
Passkeys Foundation PO Box 4137 Mission Viejo, CA 92690	NONE	PUBLIC CHARITY	GENERAL PURPOSE	24,000
Patrical Henley Foundation 1330 State Street, Suite 205 Santa Barbara, CA 93101	NONE	PUBLIC CHARITY	GENERAL PURPOSE	1,355
Philanthropy Roundtable 1730 M Street, NW, Suite 601 Washington, DC 20036	NONE	PUBLIC CHARITY	GENERAL PURPOSE	1,000
RISB Foundation 2415 De la Vina St Santa Barbara, CA 93105	NONE	PUBLIC CHARITY	GENERAL PURPOSE	500
Sansum Diabetes Research Institute 2219 Bath Street Santa Barbara, CA 93105	NONE	PUBLIC CHARITY	GENERAL PURPOSE	2,500
Santa Barbara Art Association PO Box 61642 Santa Barbara, CA 93160	NONE	PUBLIC CHARITY	GENERAL PURPOSE	2,500
Santa Barbara Athletic Round Table P O Box 3813 Santa Barbara, CA 93130	NONE	PUBLIC CHARITY	GENERAL PURPOSE	5,000
Santa Barbara Botanic Garden Inc. 1212 Mission Canyon Road Santa Barbara, CA 93105	NONE	PUBLIC CHARITY	GENERAL PURPOSE	40,000

HUTTON FOUNDATION
 DBA HUTTON PARKER FOUNDATION
 FORM 990-PF
 12/31/2011

STATEMENT PARTY XV-#3 A GRANTS CONTRIBUTIONS PAID DURING YEAR OR APPROVED FOR FUTURE PAYMENTS				
<u>RECIPIENT NAME AND ADDRESS</u>	<u>RELATIONSHIP</u>	<u>STATUS</u>	<u>PURPOSE</u>	<u>AMOUNT</u>
Santa Barbara Bowl Foundation 1122 North Milpas Santa Barbara, CA 93103	NONE	PUBLIC CHARITY	GENERAL PURPOSE	25,000
Santa Barbara Center for the Performing Arts, Inc. 1330 State Street, Suite 101 Santa Barbara, CA 93101	NONE	PUBLIC CHARITY	GENERAL PURPOSE	38,609
Santa Barbara Chamber Orchestra Society PO Box 90903 Santa Barbara, CA 93190	NONE	PUBLIC CHARITY	GENERAL PURPOSE	1,375
Santa Barbara Channelkeeper 714 Bond Ave Santa Barbara, CA 93103	NONE	PUBLIC CHARITY	GENERAL PURPOSE	15,000
Santa Barbara Channels 7000 Holister Ave Santa Barbara, CA 93117	NONE	PUBLIC CHARITY	GENERAL PURPOSE	50,000
Santa Barbara Choral Society 1330 State Street, Suite 202 Santa Barbara, CA 93101	NONE	PUBLIC CHARITY	GENERAL PURPOSE	920
Santa Barbara Community Youth Performing Arts Center 1219 State Street Santa Barbara, CA 93101	NONE	PUBLIC CHARITY	GENERAL PURPOSE	25,000
Santa Barbara Cottage Hospital Foundation PO Box 689 Santa Barbara, CA 93012	NONE	PUBLIC CHARITY	GENERAL PURPOSE	50,000
Santa Barbara Dance Alliance 5910 Berkeley Rd Goleta, CA 93117	NONE	PUBLIC CHARITY	GENERAL PURPOSE	16,775
Santa Barbara Dance Institute 1330 State Street, Suite 207 Santa Barbara, CA 93101	NONE	PUBLIC CHARITY	GENERAL PURPOSE	470
Santa Barbara Education Foundation 1330 State Street, Suite 203 Santa Barbara, CA 93101	NONE	PUBLIC CHARITY	GENERAL PURPOSE	15,430
Santa Barbara Foundation 1111 Chapala St , Suite 200 Santa Barbara, CA 93101-1873	NONE	PUBLIC CHARITY	GENERAL PURPOSE	172,545
Santa Barbara High School 700 E Anapamu St Santa Barbara, CA 93103	NONE	PUBLIC CHARITY	GENERAL PURPOSE	10,000
Santa Barbara Historical Musuem 136 East De La Guerra St Santa Barbara, CA 93101	NONE	PUBLIC CHARITY	GENERAL PURPOSE	25,000
Santa Barbara Maritime Museum 113 Harbor Way, Suite 190 Santa Barbara, CA 93109	NONE	PUBLIC CHARITY	GENERAL PURPOSE	36,500

HUTTON FOUNDATION
DBA HUTTON PARKER FOUNDATION
FORM 990-PF
12/31/2011

STATEMENT PARTY XV-#3 A GRANTS CONTRIBUTIONS PAID DURING YEAR OR APPROVED FOR FUTURE PAYMENTS				
<u>RECIPIENT NAME AND ADDRESS</u>	<u>RELATIONSHIP</u>	<u>STATUS</u>	<u>PURPOSE</u>	<u>AMOUNT</u>
Santa Barbara Middle School 2300-A Garden Street Santa Barbara, CA 93105	NONE	PUBLIC CHARITY	GENERAL PURPOSE	10,000
Santa Barbara Museum of Art 1130 State Street Santa Barbara, CA 93101	NONE	PUBLIC CHARITY	GENERAL PURPOSE	25,000
Santa Barbara Museum of Natural History 2559 Puesta del Sol Road Santa Barbara, CA 93105	NONE	PUBLIC CHARITY	GENERAL PURPOSE	44,500
Santa Barbara Navy League PO Box 4007 Santa Barbara, CA 93140-4007	NONE	PUBLIC CHARITY	GENERAL PURPOSE	1,000
Santa Barbara Neighborhood Clinics 1900 State Street, Suite G Santa Barbara, CA 93101	NONE	PUBLIC CHARITY	GENERAL PURPOSE	40,000
Santa Barbara Partners in Education 4400 Cathedral Oaks Road PO Box 6307 Santa Barbara, CA 93160-6307	NONE	PUBLIC CHARITY	GENERAL PURPOSE	2,500
Santa Barbara Police Activities League PO Box 91121 Santa Barbara, CA 93190	NONE	PUBLIC CHARITY	GENERAL PURPOSE	1,000
Santa Barbara School of Squash 1530 Chapel Street, Suite B Santa Barbara, CA 93101	NONE	PUBLIC CHARITY	GENERAL PURPOSE	5,000
Santa Barbara Symphony Orchestra Association 1330 State Street, Suite 102 Santa Barbara, CA 93101	NONE	PUBLIC CHARITY	GENERAL PURPOSE	5,406
Santa Barbara Vocal Jaxx Foundation 1330 State Street, Suite 204 Santa Barbara, CA 93101	NONE	PUBLIC CHARITY	GENERAL PURPOSE	145
Santa Barbara Wildlife Care Network 139 N Fairview Ave Goleta, CA 93117-2304	NONE	PUBLIC CHARITY	GENERAL PURPOSE	22,250
Santa Barbara Zoological Foundation 500 Ninos Drive Santa Barbara, CA 93103-3798	NONE	PUBLIC CHARITY	GENERAL PURPOSE	3,350
Santa Maria Bonita School District 930 Hidden Pines Way Santa Maria, CA 93458	NONE	PUBLIC CHARITY	GENERAL PURPOSE	3,000
Santa Ynez Valley People Helping People 545 North Alisal Road, Suite 102 Solvang, CA 93463	NONE	PUBLIC CHARITY	GENERAL PURPOSE	30,000

HUTTON FOUNDATION
DBA HUTTON PARKER FOUNDATION
FORM 990-PF
12/31/2011

STATEMENT PARTY XV-#3 A GRANTS CONTRIBUTIONS PAID DURING YEAR OR APPROVED FOR FUTURE PAYMENTS

<u>RECIPIENT NAME AND ADDRESS</u>	<u>RELATIONSHIP</u>	<u>STATUS</u>	<u>PURPOSE</u>	<u>AMOUNT</u>
Scholarship Foundation of Santa Barbara PO Box 3620 Santa Barbara, CA 93130-3620	NONE	PUBLIC CHARITY	GENERAL PURPOSE	3,000
Southern Pacific District Council of the Assemblies of God 236 La Lata Drive Buelton, CA 93427-9451	NONE	PUBLIC CHARITY	GENERAL PURPOSE	3,000
St. Joseph Hospital Foundation P O Box 5600 1100 Stewert Drice Orange, CA 92613-5600	NONE	PUBLIC CHARITY	GENERAL PURPOSE	3,000
Teddy Bear Cancer Foundation 2320 Bath Street, Suite 107 Santa Barbara, CA 93105	NONE	PUBLIC CHARITY	GENERAL PURPOSE	1,000
The Wooden Floor 1810 North Main Street Santa Ana, CA 92706-2727	NONE	PUBLIC CHARITY	GENERAL PURPOSE	4,000
Transition House 425 E Cota Street Santa Barbara, CA 93101	NONE	PUBLIC CHARITY	GENERAL PURPOSE	25,000
Unitarian Society of Santa Barbara PO Box 21525 Santa Barbara, CA 93121	NONE	PUBLIC CHARITY	GENERAL PURPOSE	1,500
United Boys & Girls Clubs of Santa Barbara County 5638 Hollister, Suite 220 Santa Barbara, CA 93117	NONE	PUBLIC CHARITY	GENERAL PURPOSE	45,000
United Way of Santa Barbara 320 E Gutierrez Street Santa Barbara, CA 93101-1736	NONE	PUBLIC CHARITY	GENERAL PURPOSE	10,000
Unity Shoppe, Inc. 1219 State Street Santa Barbara, CA 93101	NONE	PUBLIC CHARITY	GENERAL PURPOSE	17,000
Visiting Nurse & Hospice Care of Santa Barbara 222 East Canon Perdido Santa Barbara, CA 93101	NONE	PUBLIC CHARITY	GENERAL PURPOSE	41,500
WISEPlace 1411 N Broadway Santa Ana, CA 92706	NONE	PUBLIC CHARITY	GENERAL PURPOSE	2,500
Women's Economic Ventures 333 South Salinas Street Santa Barbara, CA 93103	NONE	PUBLIC CHARITY	GENERAL PURPOSE	25,000

TOTAL TO FORM 990 PF, PART XV, LINE 3A

\$ 2,245,230



2010-2011

Annual Report

CONTENTS:

President's Message	2
About Us	3
2010-2011 Audited Financial Highlights	4
2010 Distributions	5
2011 Distributions	8
Under One Roof	11
Funding Programs.....	13
Contact Us	15

**HUTTON
PARKER**

FOUNDATION



PRESIDENT'S MESSAGE

Dear Friends,

As a charitable foundation serving the nonprofit sector, are we meant to be a community leader or follower? This is a question I've often asked of Hutton Parker Foundation and our service throughout Santa Barbara County.

Hutton Parker Foundation is often described as innovative and creative. Foundation colleagues and nonprofit representatives alike reference our PRI Program providing low interest loans to nonprofits; our Endowment Package Program providing basic tools essential to establishing an endowment fund; our Media Grant Program providing three distinct opportunities for local nonprofits to increase awareness and exposure of their programs and services; and our Under One Roof Program providing low cost, long term office space to nonprofits as examples of innovation and creativity.

Is Hutton Parker Foundation really that creative? Has the Foundation really led the nonprofit community? I think not. Every one of the "innovative and creative" programs we have developed, facilitated and implemented originated from meetings and discussions with numerous nonprofit groups within our community. These ideas are the result of needs expressed from within our local nonprofit sector.


I have always believed the purpose of a private

foundation is to provide support to the nonprofit sector. Our job is not to set community agendas or micro-manage programs. It is not our job to create or advocate for special or new initiatives. Our job is to listen to the nonprofit sector—to the people and organizations serving our community—and to respond to their needs.

As a result of this practice, Hutton Parker Foundation heard, loud and clear, from our nonprofit community that what is needed most, right now, is basic Core Support to help keep vital programs operating through these hard economic times.

"A leader is one who knows the way, goes the way, and shows the way." —JOHN C. MAXWELL

Our nonprofit organizations have shown us the way—for decades. It is our honor to continue to support their ideas, respond to their needs and follow in their example.



Thomas C. Parker
President



Thomas C. Parker

Board, Officers & Committees

Hutton Foundation Board of Directors

Thomas C. Parker
Charles O. Slosser
Sam Tyler

Foundation Officers

Thomas C. Parker	President
Susan Parker	Executive Vice President/Assistant Secretary
Arlene R. Craig	Vice President/Treasurer/Secretary
Jess T. Parker	Vice President

Audit Committee

Kent Englert
Charles O. Slosser
Sam Tyler

Finance Committee

Thomas C. Parker
Sam Tyler
Charles O. Slosser

Compensation Committee

Eloy Ortega
Charles O. Slosser
Sam Tyler



Left: Thomas C. Parker with Betty Hutton
Right: Sue & Tom Parker



Our History

Harold and Betty Hutton, entrepreneurs, adventurers and business partners, began their business as a small refining operation in Long Beach in the early 1950s and by the middle of the 70's became a leading exporter of oil and natural gas from South East Asia.

In 1975, while living and working in Indonesia, Harold Hutton passed away suddenly. After his death, Betty decided to close the company's oil operation in South East Asia and return to her roots in Orange, California. And it was there, following a short retirement she established Hutton Companies, a commercial real estate development corporation.

In the early 80's Tom Parker was named President of Hutton Companies. It was from this point that the organization became more of a family operation. Betty watched the business grow knowing that much of the revenue would eventually fund the Hutton Parker Foundation, a dream of both Betty and Tom's.

Betty Hutton passed away in September of 1995. Today, Tom Parker continues the dream they initiated as Hutton Parker Foundation strives to make a difference in the communities it serves.

Our Mission

Hutton Parker Foundation strives to provide organizational sustainability to community-based nonprofit organizations throughout Santa Barbara County and to assist agencies in achieving their highest level of performance and delivery of services resulting in stronger, more efficient communities for all.

The Foundation specializes in providing quality office space for local area nonprofit organizations through the acquisition and development of commercial real estate properties.

Foundation Staff

Thomas C. Parker

President

Tom became president of Hutton Companies in 1985. It had always been a dream of both Tom and Betty Hutton to create a private foundation with the Company's assets. Upon Betty's death in 1995, the Foundation was funded and soon started a number of innovative programs. Tom is responsible for the Foundation's fiscal and operational management. He received both his BA and MBA from California Lutheran University.

Pamela J. Lewis

Executive Director

Before joining Hutton Parker Foundation in May 1996, Pam, an Ohio native and BGSU Graduate, spent more than 15 years as an executive in the marketing, advertising and public relations industry. Shifting from the for-profit to the non-profit sector was like switching from selling her soul to feeding her soul. Her current duties include identification, facilitation and evaluation of special initiatives, nonprofit facilities coordination and management, funding administration and Board support.



Robyn Parker

Program Associate

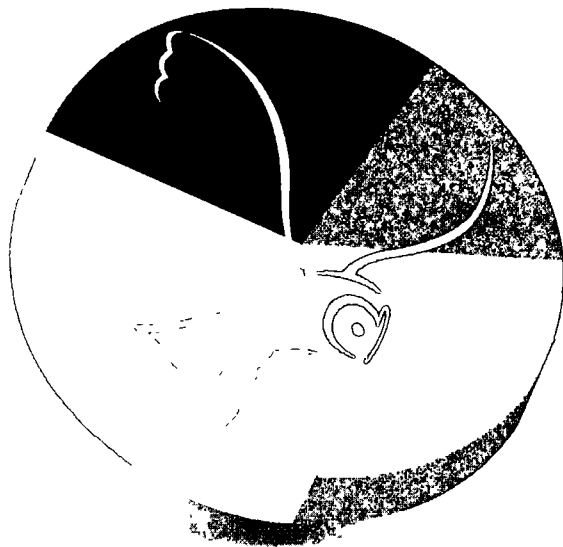
A Santa Barbara native and recent UCSB graduate, Robyn began working at the Foundation in 2010, and is the first point of contact with the Foundation. It is her job to field and direct all Foundation inquiries and provide awareness of our various funding programs. Her strong organizational, communication and office management skills help to keep day-to-day operations running smoothly.



2010-2011 AUDITED FINANCIAL HIGHLIGHTS

	2011	2010
Total Assets:	\$87,913,939	\$78,942,597
Total Liabilities:	\$7,244,845	\$350,828
Net Assets Unrestricted:	\$70,669,094	\$78,591,769
Administration Expenses:	\$584,904	\$549,396
Total Grants, Donations & PRIs:	\$2,416,040	\$1,955,930
TOTAL DISTRIBUTIONS (Grants, Donations, PRIs and Value Discounted Interest & Rents):	\$3,729,542	\$2,667,310


2011 Total Distributions by Program Area



- 14% Arts & Culture \$301,300
- 16% Children, Youth & Families \$350,095
- 16% Civic & Community \$342,285
- 24% Education \$535,830
- 31% Health & Human Services \$674,530

TOTAL 2011 DISTRIBUTIONS: \$2,204,040

2010 Total Distributions by Program Area



- 11% Arts & Culture \$218,633
- 13% Children, Youth & Families \$250,895
- 33% Civic & Community \$635,720
- 33% Education \$651,282
- 10% Health & Human Services \$199,400

TOTAL 2010 DISTRIBUTIONS: \$1,955,930

2010 DISTRIBUTIONS

Arts & Culture

Camerata Pacifica
Hahn Hall Promotion

Music Academy of the West
General Program Support

Santa Barbara Bowl Foundation
American Campaign

Santa Barbara Center for the Performing Arts, Inc.
Granada Theatre Renovation Project

Santa Barbara Dance Alliance
General Operating Support
In Honor of James Buchanan

Santa Barbara Dance Institute
General Operating Support

Santa Barbara Historical Museum
The Gift of History Campaign
General Operating Support


Santa Barbara Maritime Museum
General Operating Support

Santa Barbara Museum of Natural History
Luria Hall Capital Campaign
2010 Mission Creek Gala
Community Education Programs

Santa Barbara Vocal Jazz Foundation
General Operating Support

Santa Barbara Zoological Foundation
2010 Zoofari Ball

The Wooden Floor
Minevent-Student Tickets
Concert Tickets
General Operating Support



Santa Barbara Dance Institute

TOTAL ARTS & CULTURE: \$218,633

Children, Youth & Families

Boys & Girls Club of Santa Barbara, Inc.
2010 Kids Auction
Kobe Bryant Luncheon

Carrillo Counseling Services
General Operating Support



Boys & Girls Club of Santa Barbara, Inc

Channel Island's YMCA
2010 Reaching for Stars

Child Abuse Listening Mediation, Inc.
2010 Celebrity Authors Luncheon
Electrical Updates at Carpinteria Location

Community Action Commission of Santa Barbara County
Senior Nutrition Program
General Operating Support

Family Care Network, Inc.
HF/SBI Media Grant

Family Service Agency of Santa Barbara
Lompoc Family Resource Center
2010 Senior Symposium

Future Leaders of America, Inc.
Strategic Planning Support

Girls Incorporated of Greater Santa Barbara
Celebration Lunch

Good Samaritan Shelter, Inc.
2010 Santa Barbara Country
Housing Conference

Santa Barbara Family Care Center
HVAC Repairs

Santa Barbara Soccer Club
Turf Capital Campaign

Santa Barbara Youth Foundation
In Memory of RP Richards

United Boys & Girls Club of Greater Santa Barbara County
General Operating Support
Program Related Investment
Stand up for Kids

Unity Shoppe, Inc.
2010 Unity Shoppe Telethon

WISEPlace
Home for the Holidays

TOTAL CHILDREN, YOUTH & FAMILIES: \$250,895

2010 DISTRIBUTIONS

Civic & Community

American Red Cross, Santa Barbara County Chapter
Life Cube Project

Association of Small Foundations
General Operating Support

Community Environmental Council
Fossil Free by '33—April 09

Easy Lift Transportation
Emergency Funding for Replacement Van

Fund for Santa Barbara
2010 Bread & Roses

Heal the Ocean
General Program Support

Nonprofit Support Center
Art Show Awards
General Operating Support

Nuclear Age Peace Foundation
General Operating Support

Santa Barbara Foundation
Non-Endowed Field of Interest Fund
2010 Partnership for Excellence Conference
2010 Women's Fund
Pacific Coast Business Times
Nonprofits Inserts
2010 Man & Women of the Year
Cornerstone Family Fund
Global Neighborhood Fund
General Operating Support

Santa Barbara Institute on World Affairs
General Operating Support

Second Baptist Church
100th Anniversary Celebration



Community Environmental Council

TOTAL CIVIC & COMMUNITY: \$635,720

Education



Community Action Commission—Headstart

Arts From Scrap
HF/SBI Media Grant

California Lutheran University
Women's Softball Field & Stadium

Carpinteria Education Foundation, Inc.
CHS Professional Teaching Kitchen
Main Family Resource Center
Improvements

Chapman University
The Betty L. Hutton Williams Endowed
Professorship in International
Economic Law
2010 Betty L. Hutton Williams
Medal Award
2010 American Celebration

Denver Scholarship Foundation
An Evening with Michael Bloomberg

Discovery Science Center
Education Fund

La Cumbre Junior High School Foundation
Healthy Lifestyles Program

Passkeys Foundation
General Program Support

Santa Barbara Athletic Roundtable
Membership sponsor

Santa Barbara Charter School
General Operating Support

Santa Barbara Foundation—THRIVE
Early Childhood Education Collaborative


Santa Barbara High School
Dale Steele Dons Football Trust
Alumni Identification & Fundraising
Program

Taller of San Jose
Workforce Training Programs

Women's Economic Ventures
General Operating Support

TOTAL EDUCATION: \$651,282

2010 DISTRIBUTIONS



Recording for the Blind & Dyslexic

Health & Human Services

Alpha Resource Center of Santa Barbara
General Operating Support

Alzheimer's Association of Santa Barbara
In Memory of Rob Ramirez' father
General Operating Support

Animals as Natural Therapy
General Operating Support

Arthritis Foundation, Inc.
2010 Taste of the Town

Autism Speaks, Inc.
2010 Walk for Autism

Cancer Center of Santa Barbara
In Memory of Rowena "Doodie"
Martinsen Taylor

Caregivers Volunteers Assisting The Elderly
2010 Sail-A-thon

Center for Successful Aging
HF/SBI Media Grant

Council on Alcoholism and Drug Abuse
2010 Summit for Danny
2010 Mission for Mentors

Direct Relief International
Haiti Earthquake Relief

Dream Foundation
2010 Celebration of Dreams

Goleta Valley Cottage Hospital Foundation
2009 Dr. Jo Pro-Am Sponsor
2010 Dr. Jo Pro-Am Sponsor

Hillside House, Inc.
2010 Women of Purpose

Recording for the Blind & Dyslexic
Student Scholarships

Santa Barbara Cottage Hospital
Cottage Hospital Replacement Project

St. Joseph Hospital Foundation
Heart & Vascular Center

Santa Barbara Rape Crisis Center
2010 Chocolate De Vine

Taylor's Gift Foundation
General Operating Support

Teddy Bear Cancer Foundation
General Operating Support

Visiting Nurse & Hospice Care of Santa Barbara
2010 Charity Regatta
Serenity House Capital Campaign

TOTAL HEALTH & HUMAN SERVICES: \$199,400

TOTAL 2010 DISTRIBUTIONS: \$1,955,930

2011 DISTRIBUTIONS

Arts & Culture

Opera Santa Barbara
HF/SBI Media Grant
In Honor of Sarah Chrisman
General Operating Support

Patricia Henley Foundation
General Operating Support

Santa Barbara Art Association
HF/SBI Media Grant

Santa Barbara Botanic Garden
Core Support

Santa Barbara Bowl Foundation
American Campaign

**Santa Barbara Center for
Performing Arts**
Granada Theatre Renovations Project
General Operating Support

**Santa Barbara Chamber
Orchestra Society**
General Operating Support

Santa Barbara Choral Society
General Operating Support

**Santa Barbara Community Youth
Performing Arts**
Core Support

Santa Barbara Dance Alliance
Core Support
Goleta Valley Art Association—
Artist Awards
General Operating Support

Santa Barbara Dance Institute
General Operating Support

Santa Barbara Historical Museum
The Gift of History Campaign

Santa Barbara Maritime Museum
General Operating Support

Santa Barbara Museum of Art
Core Support

**Santa Barbara Museum of
Natural History**
Community Education Programs
2011 Mission Creek Gala

**Santa Barbara Symphony
Orchestra Association**
General Operating Support

Santa Barbara Vocal Jazz Foundation
General Operating Support

Santa Barbara Zoological Foundation
2011 Zoofari Ball

The Wooden Floor
Betty Steele Recognition Donation
RedCat Theater 2012 Performance

TOTAL ARTS & CULTURE: \$301,300

Children, Youth & Families

Channel Island's YMCA
2011 Reaching for Stars

Child Abuse Listening Mediation, Inc.
2011 Celebrity Authors Luncheon

**Community Action Commission of
Santa Barbara County**
Core Support
General Operating Support
Gang Task Force Initiative Office

**Court Appointed Special
Advocates (CASA)**
Core Support

Family Service Agency of Santa Barbara
Core Support

Future Leaders of America, Inc.
Strategic Planning Support

Girls Incorporated of Carpinteria
Core Support

**Girls Incorporated of Greater
Santa Barbara**
Core Support
10th Annual Celebration Luncheon

Isla Vista Youth Projects
Core Support

Little Star Pony Foundation
General Operating Support

Santa Barbara Police Activities League
Scholarship Fund

Santa Barbara School of Squash
General Operating Support

Teddy Bear Cancer Foundation
General Operating Support—
Grizzly Bear Club

**United Boys & Girls Club of Greater
Santa Barbara County**
Core Support
Stand Up for Kids Event

Unity Shoppe, Inc.
Larry Crandell 88th Birthday Celebration

WISEPlace
Home for the Holidays



Girls Incorporated of Greater Santa Barbara

TOTAL CHILDREN, YOUTH & FAMILIES: \$350,095

2011 DISTRIBUTIONS

Arts & Culture

California Avocado Festival, Inc.
2011 Festival Sponsor

Community Environmental Council
General Operating Support
2011 Gala

Environmental Education Foundation
Save the Mermaids Beach Clean Up

Fund for Santa Barbara
2011 Bread & Roses
General Operating Support

Guadalupe-Nipomo Dunes Center
General Operating Support

International Documentary
2011 Bringing King to China

Lompoc Valley Community Healthcare Organization
Core Support

Navy Seal Foundation
In Honor of Louis Langlais

Nuclear Age Peace Foundation
Foundation Search Membership
General Operating Support

Parks & Recreation Community Foundation
Friends of East Beach Association

Philanthropy Roundtable
Membership

Santa Barbara Athletic Roundtable
Scholarship Fund

Santa Barbara Channelkeeper
Core Support

Santa Barbara Channels
General Operating Support

Santa Barbara Foundation
Non-Endowed Field of Interest Fund
2011 Matching Express Grants Fund
2011 Partnership for Excellence
2011 Women's Fund of Santa Barbara
Topsy Turvy Privy Foundation General
Operating Support
Global Neighborhood Fund

Santa Barbara Navy League
Welcome Home Gala Honoring
Local Marines

Santa Barbara Wildlife Care Network
Core Support
2011 Wildlife Sanctuary Awards
General Operating Support



Santa Barbara Symphony

Southern Pacific District Council of the Assemblies of God
Church at the Crossroads Event

Unitarian Society of Santa Barbara
Freedom Warming Center

United Way of Santa Barbara
2011 Red Feather Ball
Reading Plus Program

Women's Economic Ventures
Matching Grant for 20th Anniversary

TOTAL CIVIC & COMMUNITY: \$342,285

Education



Santa Barbara City College Foundation

Antloch University
General Operating Support

California Lutheran University
Women's Softball Field & Stadium
KCLU Studio

Carpinteria Education Foundation, Inc.
Workforce Investment Board
2011 Carp-A-Cabana

Chapman University
Betty Hutton Williams Award—School
of Business
2010 American Celebration

Denver Scholarship Foundation
Scholarship Funds

Discovery Science Center
Education Programs

Ganna Walksa Lotusland Foundation
Fourth Grade Outreach Program

La Cumbre Junior High School Foundation
Seed for Success Program

National Latino Peace Officers Association
Computer Fund

Passkeys Foundation
General Operating Support

Santa Barbara Foundation—THRIVE
Early Childhood Education Collaborative
THRIVE General Operating Support

Santa Barbara Education Foundation
Core Support
General Operating Support

(continued)

Education (continued)

Santa Barbara High School
2011 MAD Academy

Santa Barbara Middle School
General Operating Support

Santa Barbara Partners in Education
HF/SBI Media Grant

Santa Maria Bonita School District
MESA Program

2011 DISTRIBUTIONS

**Scholarship Foundation of
Santa Barbara**
In Honor of John Leonard

TOTAL EDUCATION: \$535,830

Health & Human Services

Alliance for Pharmaceutical Access, Inc.
Core Support

**Alpha Resource Center of
Santa Barbara**
General Operating Support

Angels Foster Care of Santa Barbara
Core Support

Animals as Natural Therapy
2011 Shining Star Event
General Operating Support

Autism Speaks, Inc.
2011 Walk for Autism

Beyond Batten Disease Foundation
Run to the Sun Sponsorship

**Brain Injury Association of
Santa Barbara**
The Comprehensive Campaign
HF/SBI Media Grant

Carrillo Counseling Services, Inc.
Core Support

Casa Esperanza
Support for PR Plan

Community Counseling Center, Inc.
Core Support

Council on Alcoholism and Drug Abuse
2012 Amethyst Ball
2011 Summit for Danny

Dream Foundation
In Memory of Steve Redding



Santa Ynez Valley People Helping People

Foodbank of Santa Barbara County
Core Support

Foundation for Fighting Blindness
SB Vision Walk

Friendship Adult Day Care
HF/SBI Media Grant

Independent Living Partnership
20th Anniversary Celebration

Legal Aid Foundation
Core Support Grant

Pacific Pride Foundation
Core Support

RISB Foundation
Central Park Jogger Event

Sansum Diabetes Research Institute
HF/SBI Media Grant

Santa Barbara Cottage Hospital
Cottage Hospital Replacement Project

Santa Barbara Neighborhood Clinics
Core Support

**Santa Ynez Valley People
Helping People**
Core Support

St. Joseph Hospital Foundation
Breast Imaging Center

Transition House
Core Support

**Visiting Nurse & Hospice Care of
Santa Barbara**
Mothers Day Luncheon, In Honor
of Elizabeth Parker
2011 Charity Regatta
Serenity House Capital Campaign

TOTAL HEALTH & HUMAN SERVICES: \$674,530

TOTAL 2011 DISTRIBUTIONS: \$2,204,040


Hutton Parker Foundation Owned & Managed Commercial Properties for Nonprofit Use

In 2001, Hutton Parker Foundation purchased its first commercial building with the mission of providing nonprofit agencies with organizational stability. It soon became apparent that the nonprofit organizations were not only benefitting from long-term stability, but they thrived from the interaction and communication with their peers creating a sense of community and synergy. The Foundation quickly realized the benefits of this communication and idea-sharing and found that when similar nonprofits congregated, the benefits significantly increased.

In 2010, with this concept in mind, new acquisitions provided the opportunity to develop both a nonprofit Arts & Culture business center as well as a project dedicated to Early Childhood Education. In 2011, our largest building to date was added to our portfolio providing a long term modern, functional new campus for Antioch University Santa Barbara.

The Foundation currently owns and operates 17 individual properties housing nearly 90 local area nonprofit businesses, perpetuating its mission of providing organizational stability and sustainability.

Current Properties



**602-612 ANACAPA STREET, SANTA BARBARA, CA
NEW 2011**

Acquired: February 2011
4 Story, 36,767 Sq. Ft.

Current Nonprofit Tenants:
Antioch University Santa Barbara



302 WEST CARRILLO STREET, SANTA BARBARA, CA

Acquired: September 1999
2 Story, 10,300 Sq. Ft.

Current Nonprofit Tenants:
Goodwill Industries of Santa Barbara & Ventura Counties



26 WEST ANAPAMU, SANTA BARBARA, CA

Acquired: November 2004
4 Story, 11,082 Sq. Ft.

Current Nonprofit Tenants:
*Community Environmental Council
The Fund for Santa Barbara
Hutton Parker Foundation
June G. Outhwaite Charitable Trust*



**1124 CASTILLO, SANTA BARBARA, CA
NEW 2010**

Acquired: June 2010
1 Story, 3,690 Sq. Ft.

Current Nonprofit Tenants:
Children's Resource & Referral of Santa Barbara County

(continued)

Current Properties (continued)



1528 CHAPALA, SANTA BARBARA, CA

Acquired: July 2005
3 Story, 16,871 Sq. Ft.

Current Nonprofit Tenants:

Adventures in Caring Foundation
Alzheimer's Association
Anti-Defamation League
Caregiver Coalition of Santa Barbara
Center for Successful Aging
Coast Caregiver Resource Center
Dream Foundation
Just Communities
Santa Barbara International Film Festival



1530 CHAPALA, SANTA BARBARA CA NEW 2010

Acquired: November 2010
2 Story, 2,419 Sq. Ft.

Current Nonprofit Tenants:

Santa Barbara School of Squash
THRIVE Santa Barbara County
THRIVE Westside



5624 HOLLISTER, GOLETA, CA

Acquired: June 2005
1 Story, 14,914 Sq. Ft.

Current Nonprofit Tenants:

Alpha Resource Center of Santa Barbara

UNDER ONE ROOF



5638 HOLLISTER, GOLETA, CA

Acquired: September 2003
3 Story, 22,476 Sq. Ft.

Current Nonprofit Tenants:

Community Action Commission (CAC)
Ally Learning Center (formerly Reading for the Blind & Dyslexic)
United Boys & Girls Club of Santa Barbara County




COMMUNITY CORNERSTONE CENTER FOR NONPROFITS— 120 EAST JONES STREET, SANTA MARIA, CA

Acquired: October 2001
1 Story, 5,880 Sq. Ft.

Current Nonprofit Tenants:

Conflict Solutions Center
Court Appointed Special Advocates (CASA)
Family Service Agency
Fund for Santa Barbara
Santa Barbara Foundation
Santa Maria Philharmonic Society



705 SOUTH MCCLELLAND STREET, SANTA MARIA, CA

Acquired: November 2004
1 Story, 13,200 Sq. Ft.

Current Nonprofit Tenants:

Santa Maria Valley Children's Discovery Museum

(continued)

Current Properties (continued)




700 NORTH MILPAS, SANTA BARBARA, CA NEW 2011

Acquired: January 2011
1 Story, 6,140 Sq. Ft.

Current Nonprofit Tenants:

Alpha Resource Center of Santa Barbara



6842 PHELPS ROAD, GOLETA, CA

Acquired: August 2004
1 Story, 6,428 Sq. Ft.

Current Nonprofit Tenants:


Isla Vista Youth Projects, Inc.

6235 RIVERCREST, RIVERSIDE, CA

Acquired: August 1993
1 Story, 51,574 Sq. Ft.

Current Nonprofit Tenants:

Independent Living Partnership
Visiting Nurse Association



327-225 SOUTH SALINAS STREET, SANTA BARBARA, CA

Acquired: December 2001
1 Story, 12,303 Sq. Ft.

Current Nonprofit Tenants:

Camerata Pacifica
Santa Barbara Channels
Santa Barbara Maritime Museum
Women's Economic Ventures

UNDER ONE ROOF




1330 STATE STREET, SANTA BARBARA, CA OPEN 2010

Acquired: October 2008
2 Story, 12,586 Sq. Ft.

Current Nonprofit Tenants:

Opera Santa Barbara
Patricia Henley Foundation
Santa Barbara Center for the Performing Arts (The Granada)
Santa Barbara Chamber Orchestra
Santa Barbara Choral Society
Santa Barbara Dance Alliance
Santa Barbara Dance Institute
Santa Barbara Education Foundation
Santa Barbara Symphony
Santa Barbara Vocal Jazz Foundation



5201 8TH STREET, CARPINTERIA, CA

Acquired: September 2008
1 Story, 22,849 Sq. Ft.

Current Nonprofit Tenants:

Carpinteria Education Foundation
Child Abuse Listening Mediation (CALM)
Community Action Commission—Head Start Program
Council on Alcoholism & Drug Abuse
County of Santa Barbara, 1st District Supervisor
Family Service Agency
Santa Barbara County Education Office, Child Development
Santa Barbara County Public Health Department—WIC
Santa Barbara County, Workforce Investment Board

FUNDING PROGRAMS

Hutton Parker Foundation Funding Programs

Core Support

Hutton Parker Foundation's Core Support Program has been designed in response to the needs identified by nonprofit organizations in the areas of our funding interests. Core Support grants became available in 2011 for organizations impacted by the financial crisis and economic recession and provides unrestricted funding that enables an organization to better carry out its' mission. We look forward to an expanded program in 2012 with grant cycles in both the spring and fall.

Congratulations to our 2011 Core Support Grant Recipients

Alliance for Pharmaceutical Access, Inc.
Angels Foster Care of Santa Barbara
Carrillo Counseling Services, Inc.
Community Action Commission of Santa Barbara
Community Counseling Center, Inc.
Court Appointed Special Advocates (CASA)
Ensemble Theatre Project, Inc.
Family Service Agency of Santa Barbara
Foodbank of Santa Barbara County
Girls Incorporated of Carpinteria
Girls Incorporated of Greater Santa Barbara
Isla Vista Youth Projects
Legal Aid Foundation of Santa Barbara
Lompoc Valley Community Healthcare Organization
Pacific Pride Foundation
Santa Barbara Botanic Garden, Inc.
Santa Barbara Channelkeeper
Santa Barbara Dance Alliance
Santa Barbara Education Foundation
Santa Barbara Maritime Museum
Santa Barbara Neighborhood Clinics
Santa Barbara Wildlife Care Network
Santa Ynez Valley People Helping People
Transition House
United Boys and Girls Club of Greater
Santa Barbara County

Media Grant Program

Hutton Parker Foundation's Media Grant Program provides Santa Barbara based organizations an opportunity for targeted, timely community outreach.



For more than 10 years, *The Santa Barbara Independent* has been a partner in this program and continues to work closely with grant recipients in producing a quality, four-page insert distributed (one time only) through their weekly circulation. In addition, overruns of the insert can be ordered for use by the featured nonprofit.



Building upon the success of *The Independent* program, Hutton Parker Foundation is pleased to announce a similar partnership with *The Santa Maria Sun*. Grant recipients work with *The Sun* staff to create a professionally produced four-page insert in the publication's weekly circulation serving North County Santa Barbara.



The Foundation is also proud to include *Noozhawk.com* as a new media partner. Beginning in January 2012, Hutton Parker Foundation will award 4 grants per year in support of an extensive 3-month social media marketing campaign developed by *Noozhawk.com* staff which includes advertisements and professionally written articles.

Media Grant applications are accepted year round and available to Santa Barbara based agencies only. More information regarding the Media Grant Program, applications and guidelines can be found on our website at www.huttonfoundation.org

(continued)

Media Grant Program (continued)

Congratulations to our 2010 & 2011 Media Grant Recipients:

Art From Scrap
Brain Injury Association of Santa Barbara
Center for Successful Aging
Community Action Commission (CAC)
Family Care Network
Foodbank of Santa Barbara County
Friendship Adult Day Care Center of Santa Barbara
Opera Santa Barbara
Sansum Diabetes Research Institute
Santa Barbara Art Association
Santa Barbara Partners in Education

Endowment Grant

Hutton Parker Foundation's Endowment Grant Program continues to be a valuable tool for local area nonprofit agencies. The program provides the "Hands-on" tools necessary, including a sample endowment policy, to establish an endowment fund as well as match funding. Hutton Parker Foundation believes endowments are one of the first steps to longevity and sustainability to the

FUNDING PROGRAMS

programs and services delivered by nonprofit agencies. Our current program awards \$25,000 grants to qualifying applicants. The committed funds must be matched 3:1 within 24 months resulting in an initial \$100,000 endowment.

For more information about applying for a Hutton Foundation Endowment Grant, please visit our website at www.huttonfoundation.org.

Program Related Investment (PRI)

Hutton Parker Foundation's PRI Program continues to provide critical loan funding to nonprofit agencies wishing to purchase property, refinance an existing mortgage or make improvements to an agency-owned facility. Since its inception in 1997, Hutton Parker Foundation has provided more than \$7.5 million in loans to 38 Santa Barbara County-based nonprofit organizations.

This program is available to Santa Barbara based agencies only. Application guidelines can be found on our website at www.huttonfoundation.org.

Contact Us

Hutton Parker Foundation
26 West Anapamu, 4th Floor
Santa Barbara, CA 93101
805-957-4740
805-957-4743 (fax)
www.huttonfoundation.org

Pamela J. Lewis, Executive Director
PLewis@huttonfoundation.org

Robyn Parker, Program Associate
RParker@huttonfoundation.org



Depreciation and Amortization
(Including Information on Listed Property)

▶ See separate instructions. ▶ Attach to your tax return.

2011Attachment
Sequence No **179**Name(s) shown on return **HUTTON FOUNDATION
DBA HUTTON PARKER FOUNDATION**Identifying number
33-0779894

Business or activity to which this form relates

FORM 990/990-PF**Part I Election To Expense Certain Property Under Section 179****Note:** If you have any listed property, complete Part V before you complete Part I.

1	Maximum amount (see instructions)	1	
2	Total cost of section 179 property placed in service (see instructions)	2	
3	Threshold cost of section 179 property before reduction in limitation (see instructions)	3	
4	Reduction in limitation Subtract line 3 from line 2. If zero or less, enter -0-	4	
5	Dollar limitation for tax year Subtract line 4 from line 1. If zero or less, enter -0-. If married filing separately, see instructions	5	
6	(a) Description of property	(b) Cost (business use only)	(c) Elected cost
7	Listed property. Enter the amount from line 29	7	
8	Total elected cost of section 179 property. Add amounts in column (c), lines 6 and 7	8	
9	Tentative deduction Enter the smaller of line 5 or line 8	9	
10	Carryover of disallowed deduction from line 13 of your 2010 Form 4562	10	
11	Business income limitation Enter the smaller of business income (not less than zero) or line 5 (see instrs)	11	
12	Section 179 expense deduction. Add lines 9 and 10, but do not enter more than line 11	12	
13	Carryover of disallowed deduction to 2012. Add lines 9 and 10, less line 12	13	

Note: Do not use Part II or Part III below for listed property. Instead, use Part V.**Part II Special Depreciation Allowance and Other Depreciation (Do not include listed property) (See instructions)**

14	Special depreciation allowance for qualified property (other than listed property) placed in service during the tax year (see instructions)	14	
15	Property subject to section 168(f)(1) election	15	
16	Other depreciation (including ACRS)	16	30,980.

Part III MACRS Depreciation (Do not include listed property) (See instructions)**Section A**

17	MACRS deductions for assets placed in service in tax years beginning before 2011	17	
18	If you are electing to group any assets placed in service during the tax year into one or more general asset accounts, check here <input type="checkbox"/>		

Section B — Assets Placed in Service During 2011 Tax Year Using the General Depreciation System

(a) Classification of property	(b) Month and year placed in service	(c) Basis for depreciation (business/investment use only — see instructions)	(d) Recovery period	(e) Convention	(f) Method	(g) Depreciation deduction
19a 3-year property						
b 5-year property						
c 7-year property						
d 10-year property						
e 15-year property						
f 20-year property						
g 25-year property			25 yrs		S/L	
h Residential rental property			27.5 yrs	MM	S/L	
			27.5 yrs	MM	S/L	
i Nonresidential real property			39 yrs	MM	S/L	
				MM	S/L	

Section C — Assets Placed in Service During 2011 Tax Year Using the Alternative Depreciation System

20a Class life					S/L	
b 12-year			12 yrs		S/L	
c 40-year			40 yrs	MM	S/L	

Part IV Summary (See instructions)

21	Listed property Enter amount from line 28	21	
22	Total. Add amounts from line 12, lines 14 through 17, lines 19 and 20 in column (g), and line 21. Enter here and on the appropriate lines of your return. Partnerships and S corporations — see instructions	22	30,980.
23	For assets shown above and placed in service during the current year, enter the portion of the basis attributable to section 263A costs	23	

Depreciation and Amortization
(Including Information on Listed Property)

OMB No 1545-0172

2011Attachment
Sequence No **179**Name(s) shown on return **HUTTON FOUNDATION
DBA HUTTON PARKER FOUNDATION**Identifying number
33-0779894

Business or activity to which this form relates

RENTAL ACTIVITY - 705 MCCLELLAND**Part I Election To Expense Certain Property Under Section 179****Note:** If you have any listed property, complete Part V before you complete Part I

1	Maximum amount (see instructions)	1	
2	Total cost of section 179 property placed in service (see instructions)	2	
3	Threshold cost of section 179 property before reduction in limitation (see instructions)	3	
4	Reduction in limitation Subtract line 3 from line 2. If zero or less, enter -0-	4	
5	Dollar limitation for tax year Subtract line 4 from line 1. If zero or less, enter -0-. If married filing separately, see instructions	5	
6	(a) Description of property	(b) Cost (business use only)	(c) Elected cost
7	Listed property Enter the amount from line 29	7	
8	Total elected cost of section 179 property. Add amounts in column (c), lines 6 and 7	8	
9	Tentative deduction Enter the smaller of line 5 or line 8	9	
10	Carryover of disallowed deduction from line 13 of your 2010 Form 4562	10	
11	Business income limitation. Enter the smaller of business income (not less than zero) or line 5 (see instrs)	11	
12	Section 179 expense deduction. Add lines 9 and 10, but do not enter more than line 11	12	
13	Carryover of disallowed deduction to 2012 Add lines 9 and 10, less line 12	13	

Note: Do not use Part II or Part III below for listed property. Instead, use Part V.**Part II Special Depreciation Allowance and Other Depreciation (Do not include listed property) (See instructions)**

14	Special depreciation allowance for qualified property (other than listed property) placed in service during the tax year (see instructions)	14	
15	Property subject to section 168(f)(1) election	15	
16	Other depreciation (including ACRS)	16	918.

Part III MACRS Depreciation (Do not include listed property) (See instructions)**Section A**

17	MACRS deductions for assets placed in service in tax years beginning before 2011	17	
18	If you are electing to group any assets placed in service during the tax year into one or more general asset accounts, check here <input type="checkbox"/>		

Section B - Assets Placed in Service During 2011 Tax Year Using the General Depreciation System

(a) Classification of property	(b) Month and year placed in service	(c) Basis for depreciation (business/investment use only - see instructions)	(d) Recovery period	(e) Convention	(f) Method	(g) Depreciation deduction
19a 3-year property						
b 5-year property						
c 7-year property						
d 10-year property						
e 15-year property						
f 20-year property						
g 25-year property			25 yrs		S/L	
h Residential rental property			27.5 yrs	MM	S/L	
			27.5 yrs	MM	S/L	
i Nonresidential real property			39 yrs	MM	S/L	
				MM	S/L	

Section C - Assets Placed in Service During 2011 Tax Year Using the Alternative Depreciation System

20a Class life					S/L	
b 12-year			12 yrs		S/L	
c 40-year			40 yrs	MM	S/L	

Part IV Summary (See instructions)

21	Listed property Enter amount from line 28	21	
22	Total. Add amounts from line 12, lines 14 through 17, lines 19 and 20 in column (g), and line 21. Enter here and on the appropriate lines of your return. Partnerships and S corporations - see instructions	22	918.
23	For assets shown above and placed in service during the current year, enter the portion of the basis attributable to section 263A costs	23	

Depreciation and Amortization
(Including Information on Listed Property)

OMB No 1545-0172

2011Attachment
Sequence No **179**Name(s) shown on return **HUTTON FOUNDATION
DBA HUTTON PARKER FOUNDATION**Identifying number
33-0779894

Business or activity to which this form relates

RENTAL ACTIVITY - 26 ANAPAMU**Part I Election To Expense Certain Property Under Section 179****Note:** If you have any listed property, complete Part V before you complete Part I

1	Maximum amount (see instructions)	1	
2	Total cost of section 179 property placed in service (see instructions)	2	
3	Threshold cost of section 179 property before reduction in limitation (see instructions)	3	
4	Reduction in limitation. Subtract line 3 from line 2. If zero or less, enter -0-	4	
5	Dollar limitation for tax year. Subtract line 4 from line 1. If zero or less, enter -0-. If married filing separately, see instructions	5	
6	(a) Description of property	(b) Cost (business use only)	(c) Elected cost
7	Listed property. Enter the amount from line 29	7	
8	Total elected cost of section 179 property. Add amounts in column (c), lines 6 and 7	8	
9	Tentative deduction. Enter the smaller of line 5 or line 8	9	
10	Carryover of disallowed deduction from line 13 of your 2010 Form 4562	10	
11	Business income limitation. Enter the smaller of business income (not less than zero) or line 5 (see instrs)	11	
12	Section 179 expense deduction. Add lines 9 and 10, but do not enter more than line 11	12	
13	Carryover of disallowed deduction to 2012. Add lines 9 and 10, less line 12	13	

Note: Do not use Part II or Part III below for listed property. Instead, use Part V**Part II Special Depreciation Allowance and Other Depreciation (Do not include listed property) (See instructions)**

14	Special depreciation allowance for qualified property (other than listed property) placed in service during the tax year (see instructions)	14	
15	Property subject to section 168(f)(1) election	15	
16	Other depreciation (including ACRS)	16	35,544.

Part III MACRS Depreciation (Do not include listed property) (See instructions)**Section A**

17	MACRS deductions for assets placed in service in tax years beginning before 2011	17	
18	If you are electing to group any assets placed in service during the tax year into one or more general asset accounts, check here <input type="checkbox"/>		

Section B - Assets Placed in Service During 2011 Tax Year Using the General Depreciation System

(a) Classification of property	(b) Month and year placed in service	(c) Basis for depreciation (business/investment use only - see instructions)	(d) Recovery period	(e) Convention	(f) Method	(g) Depreciation deduction
19a 3-year property						
b 5-year property						
c 7-year property						
d 10-year property						
e 15-year property						
f 20-year property						
g 25-year property			25 yrs		S/L	
h Residential rental property			27.5 yrs	MM	S/L	
			27.5 yrs	MM	S/L	
i Nonresidential real property			39 yrs	MM	S/L	
				MM	S/L	

Section C - Assets Placed in Service During 2011 Tax Year Using the Alternative Depreciation System

20a Class life					S/L	
b 12-year			12 yrs		S/L	
c 40-year			40 yrs	MM	S/L	

Part IV Summary (See instructions)

21	Listed property. Enter amount from line 28	21	
22	Total. Add amounts from line 12, lines 14 through 17, lines 19 and 20 in column (g), and line 21. Enter here and on the appropriate lines of your return. Partnerships and S corporations - see instructions	22	35,544.
23	For assets shown above and placed in service during the current year, enter the portion of the basis attributable to section 263A costs	23	

Form **4562**Department of the Treasury
Internal Revenue Service (99)**Depreciation and Amortization**
(Including Information on Listed Property)

OMB No 1545 0172

2011Attachment
Sequence No **179**Name(s) shown on return **HUTTON FOUNDATION
DBA HUTTON PARKER FOUNDATION**Identifying number
33-0779894

Business or activity to which this form relates

RENTAL ACTIVITY - 1330 STATE STREET**Part I Election To Expense Certain Property Under Section 179****Note:** If you have any listed property, complete Part V before you complete Part I.

1	Maximum amount (see instructions)	1	
2	Total cost of section 179 property placed in service (see instructions)	2	
3	Threshold cost of section 179 property before reduction in limitation (see instructions)	3	
4	Reduction in limitation Subtract line 3 from line 2. If zero or less, enter -0-	4	
5	Dollar limitation for tax year Subtract line 4 from line 1. If zero or less, enter -0-. If married filing separately, see instructions	5	
6	(a) Description of property	(b) Cost (business use only)	(c) Elected cost
7	Listed property Enter the amount from line 29	7	
8	Total elected cost of section 179 property Add amounts in column (c), lines 6 and 7	8	
9	Tentative deduction Enter the smaller of line 5 or line 8	9	
10	Carryover of disallowed deduction from line 13 of your 2010 Form 4562	10	
11	Business income limitation Enter the smaller of business income (not less than zero) or line 5 (see instrs)	11	
12	Section 179 expense deduction Add lines 9 and 10, but do not enter more than line 11	12	
13	Carryover of disallowed deduction to 2012 Add lines 9 and 10, less line 12	13	

Note: Do not use Part II or Part III below for listed property. Instead, use Part V**Part II Special Depreciation Allowance and Other Depreciation (Do not include listed property.)** (See instructions.)

14	Special depreciation allowance for qualified property (other than listed property) placed in service during the tax year (see instructions)	14	
15	Property subject to section 168(f)(1) election	15	
16	Other depreciation (including ACRS)	16	65,046.

Part III MACRS Depreciation (Do not include listed property.) (See instructions.)**Section A**

17	MACRS deductions for assets placed in service in tax years beginning before 2011	17	
18	If you are electing to group any assets placed in service during the tax year into one or more general asset accounts, check here <input type="checkbox"/>		

Section B - Assets Placed in Service During 2011 Tax Year Using the General Depreciation System

(a) Classification of property	(b) Month and year placed in service	(c) Basis for depreciation (business/investment use only - see instructions)	(d) Recovery period	(e) Convention	(f) Method	(g) Depreciation deduction
19a 3-year property						
b 5-year property						
c 7-year property						
d 10-year property						
e 15-year property						
f 20-year property						
g 25-year property			25 yrs		S/L	
h Residential rental property			27.5 yrs	MM	S/L	
			27.5 yrs	MM	S/L	
i Nonresidential real property			39 yrs	MM	S/L	
				MM	S/L	

Section C - Assets Placed in Service During 2011 Tax Year Using the Alternative Depreciation System

20a Class life					S/L	
b 12-year			12 yrs		S/L	
c 40-year			40 yrs	MM	S/L	

Part IV Summary (See instructions.)

21	Listed property Enter amount from line 28	21	
22	Total. Add amounts from line 12, lines 14 through 17, lines 19 and 20 in column (g), and line 21. Enter here and on the appropriate lines of your return. Partnerships and S corporations - see instructions	22	65,046.
23	For assets shown above and placed in service during the current year, enter the portion of the basis attributable to section 263A costs	23	

Depreciation and Amortization
(Including Information on Listed Property)

▶ See separate instructions. ▶ Attach to your tax return.

OMB No 1545-0172

2011Attachment
Sequence No **179**Name(s) shown on return **HUTTON FOUNDATION
DBA HUTTON PARKER FOUNDATION**Identifying number
33-0779894

Business or activity to which this form relates

RENTAL ACTIVITY - 1124 CASTILLO**Part I Election To Expense Certain Property Under Section 179****Note:** If you have any listed property, complete Part V before you complete Part I

1	Maximum amount (see instructions)	1	
2	Total cost of section 179 property placed in service (see instructions)	2	
3	Threshold cost of section 179 property before reduction in limitation (see instructions)	3	
4	Reduction in limitation. Subtract line 3 from line 2. If zero or less, enter -0-	4	
5	Dollar limitation for tax year. Subtract line 4 from line 1. If zero or less, enter -0-. If married filing separately, see instructions	5	
6	(a) Description of property	(b) Cost (business use only)	(c) Elected cost
7	Listed property. Enter the amount from line 29	7	
8	Total elected cost of section 179 property. Add amounts in column (c), lines 6 and 7	8	
9	Tentative deduction. Enter the smaller of line 5 or line 8.	9	
10	Carryover of disallowed deduction from line 13 of your 2010 Form 4562	10	
11	Business income limitation. Enter the smaller of business income (not less than zero) or line 5 (see instrs)	11	
12	Section 179 expense deduction. Add lines 9 and 10, but do not enter more than line 11	12	
13	Carryover of disallowed deduction to 2012. Add lines 9 and 10, less line 12	13	

Note: Do not use Part II or Part III below for listed property. Instead, use Part V**Part II Special Depreciation Allowance and Other Depreciation (Do not include listed property) (See instructions.)**

14	Special depreciation allowance for qualified property (other than listed property) placed in service during the tax year (see instructions)	14	
15	Property subject to section 168(f)(1) election	15	
16	Other depreciation (including ACRS)	16	7,450.

Part III MACRS Depreciation (Do not include listed property) (See instructions)**Section A**

17	MACRS deductions for assets placed in service in tax years beginning before 2011	17	
18	If you are electing to group any assets placed in service during the tax year into one or more general asset accounts, check here <input type="checkbox"/>		

Section B - Assets Placed in Service During 2011 Tax Year Using the General Depreciation System

(a) Classification of property	(b) Month and year placed in service	(c) Basis for depreciation (business/investment use only - see instructions)	(d) Recovery period	(e) Convention	(f) Method	(g) Depreciation deduction
19a 3-year property						
b 5-year property						
c 7-year property						
d 10-year property						
e 15-year property						
f 20-year property						
g 25-year property			25 yrs		S/L	
h Residential rental property			27.5 yrs	MM	S/L	
			27.5 yrs	MM	S/L	
i Nonresidential real property			39 yrs	MM	S/L	
				MM	S/L	

Section C - Assets Placed in Service During 2011 Tax Year Using the Alternative Depreciation System

20a Class life					S/L	
b 12-year			12 yrs		S/L	
c 40-year			40 yrs	MM	S/L	

Part IV Summary (See instructions)

21	Listed property. Enter amount from line 28	21	
22	Total. Add amounts from line 12, lines 14 through 17, lines 19 and 20 in column (g), and line 21. Enter here and on the appropriate lines of your return. Partnerships and S corporations - see instructions	22	7,450.
23	For assets shown above and placed in service during the current year, enter the portion of the basis attributable to section 263A costs	23	

Depreciation and Amortization
(Including Information on Listed Property)

OMB No 1545-0172

2011Attachment
Sequence No **179**

▶ See separate instructions. ▶ Attach to your tax return.

Name(s) shown on return **HUTTON FOUNDATION
DBA HUTTON PARKER FOUNDATION**Identifying number
33-0779894

Business or activity to which this form relates

RENTAL ACTIVITY - 1530 CHAPALA**Part I Election To Expense Certain Property Under Section 179****Note:** If you have any listed property, complete Part V before you complete Part I.

1	Maximum amount (see instructions)	1	
2	Total cost of section 179 property placed in service (see instructions)	2	
3	Threshold cost of section 179 property before reduction in limitation (see instructions)	3	
4	Reduction in limitation Subtract line 3 from line 2. If zero or less, enter -0-	4	
5	Dollar limitation for tax year Subtract line 4 from line 1. If zero or less, enter -0- If married filing separately, see instructions	5	
6	(a) Description of property	(b) Cost (business use only)	(c) Elected cost
7	Listed property Enter the amount from line 29	7	
8	Total elected cost of section 179 property Add amounts in column (c), lines 6 and 7	8	
9	Tentative deduction Enter the smaller of line 5 or line 8	9	
10	Carryover of disallowed deduction from line 13 of your 2010 Form 4562	10	
11	Business income limitation. Enter the smaller of business income (not less than zero) or line 5 (see instrs)	11	
12	Section 179 expense deduction Add lines 9 and 10, but do not enter more than line 11	12	
13	Carryover of disallowed deduction to 2012 Add lines 9 and 10, less line 12 ▶	13	

Note: Do not use Part II or Part III below for listed property. Instead, use Part V**Part II Special Depreciation Allowance and Other Depreciation (Do not include listed property) (See instructions.)**

14	Special depreciation allowance for qualified property (other than listed property) placed in service during the tax year (see instructions)	14	
15	Property subject to section 168(f)(1) election	15	
16	Other depreciation (including ACRS)	16	10,343.

Part III MACRS Depreciation (Do not include listed property) (See instructions)**Section A**

17	MACRS deductions for assets placed in service in tax years beginning before 2011	17	
18	If you are electing to group any assets placed in service during the tax year into one or more general asset accounts, check here <input type="checkbox"/>		

Section B — Assets Placed in Service During 2011 Tax Year Using the General Depreciation System

(a) Classification of property	(b) Month and year placed in service	(c) Basis for depreciation (business/investment use only — see instructions)	(d) Recovery period	(e) Convention	(f) Method	(g) Depreciation deduction
19a 3-year property						
b 5-year property						
c 7-year property						
d 10-year property						
e 15-year property						
f 20-year property						
g 25-year property			25 yrs		S/L	
h Residential rental property			27.5 yrs	MM	S/L	
			27.5 yrs	MM	S/L	
i Nonresidential real property			39 yrs	MM	S/L	
				MM	S/L	

Section C — Assets Placed in Service During 2011 Tax Year Using the Alternative Depreciation System

20a Class life					S/L	
b 12-year			12 yrs		S/L	
c 40-year			40 yrs	MM	S/L	

Part IV Summary (See instructions)

21	Listed property Enter amount from line 28	21	
22	Total. Add amounts from line 12, lines 14 through 17, lines 19 and 20 in column (g), and line 21. Enter here and on the appropriate lines of your return. Partnerships and S corporations — see instructions	22	10,343.
23	For assets shown above and placed in service during the current year, enter the portion of the basis attributable to section 263A costs	23	

Form **4562**Department of the Treasury
Internal Revenue Service (99)**Depreciation and Amortization**
(Including Information on Listed Property)

▶ See separate instructions. ▶ Attach to your tax return.

OMB No 1545-0172

2011Attachment
Sequence No **179**Name(s) shown on return **HUTTON FOUNDATION**
DBA HUTTON PARKER FOUNDATIONIdentifying number
33-0779894

Business or activity to which this form relates

RENTAL ACTIVITY - 608-612 ANACAPA**Part I Election To Expense Certain Property Under Section 179****Note:** If you have any listed property, complete Part V before you complete Part I

1	Maximum amount (see instructions)	1	
2	Total cost of section 179 property placed in service (see instructions)	2	
3	Threshold cost of section 179 property before reduction in limitation (see instructions)	3	
4	Reduction in limitation Subtract line 3 from line 2. If zero or less, enter -0-	4	
5	Dollar limitation for tax year Subtract line 4 from line 1. If zero or less, enter -0-. If married filing separately, see instructions	5	
6	(a) Description of property	(b) Cost (business use only)	(c) Elected cost
7	Listed property Enter the amount from line 29	7	
8	Total elected cost of section 179 property Add amounts in column (c), lines 6 and 7	8	
9	Tentative deduction Enter the smaller of line 5 or line 8	9	
10	Carryover of disallowed deduction from line 13 of your 2010 Form 4562	10	
11	Business income limitation. Enter the smaller of business income (not less than zero) or line 5 (see instrs)	11	
12	Section 179 expense deduction. Add lines 9 and 10, but do not enter more than line 11	12	
13	Carryover of disallowed deduction to 2012 Add lines 9 and 10, less line 12	13	

Note: Do not use Part II or Part III below for listed property. Instead, use Part V**Part II Special Depreciation Allowance and Other Depreciation (Do not include listed property.)** (See instructions.)

14	Special depreciation allowance for qualified property (other than listed property) placed in service during the tax year (see instructions)	14	
15	Property subject to section 168(f)(1) election	15	
16	Other depreciation (including ACRS)	16	

Part III MACRS Depreciation (Do not include listed property.) (See instructions.)**Section A**

17	MACRS deductions for assets placed in service in tax years beginning before 2011	17	
18	If you are electing to group any assets placed in service during the tax year into one or more general asset accounts, check here <input type="checkbox"/>		

Section B - Assets Placed in Service During 2011 Tax Year Using the General Depreciation System

(a) Classification of property	(b) Month and year placed in service	(c) Basis for depreciation (business/investment use only - see instructions)	(d) Recovery period	(e) Convention	(f) Method	(g) Depreciation deduction
19a 3-year property						
b 5-year property		294,413.	5	HY	200DB	58,883.
c 7-year property		6,552.	7	HY	200DB	936.
d 10-year property						
e 15-year property		260,387.	15	HY	150DB	13,020.
f 20-year property						
g 25-year property			25 yrs		S/L	
h Residential rental property	2/04/11	1,582,919.	27.5 yrs	MM	S/L	50,365.
			27.5 yrs	MM	S/L	
i Nonresidential real property	2/04/11	6,893,308.	39 yrs	MM	S/L	154,657.
				MM	S/L	

Section C - Assets Placed in Service During 2011 Tax Year Using the Alternative Depreciation System

20a Class life					S/L	
b 12-year			12 yrs		S/L	
c 40-year			40 yrs	MM	S/L	

Part IV Summary (See instructions.)

21	Listed property Enter amount from line 28	21	
22	Total. Add amounts from line 12, lines 14 through 17, lines 19 and 20 in column (g), and line 21. Enter here and on the appropriate lines of your return. Partnerships and S corporations - see instructions	22	277,861.
23	For assets shown above and placed in service during the current year, enter the portion of the basis attributable to section 263A costs	23	

BAA For Paperwork Reduction Act Notice, see separate instructions.

FDIZ0812L 05/20/11

Form **4562** (2011)

Part V Listed Property (Include automobiles, certain other vehicles, certain computers, and property used for entertainment, recreation, or amusement.)

Note: For any vehicle for which you are using the standard mileage rate or deducting lease expense, complete **only** 24a, 24b, columns (a) through (c) of Section A, all of Section B, and Section C if applicable.

Section A – Depreciation and Other Information (Caution: See the instructions for limits for passenger automobiles.)

24a Do you have evidence to support the business/investment use claimed?					Yes	No	24b If 'Yes,' is the evidence written?		Yes	No
(a) Type of property (list vehicles first)	(b) Date placed in service	(c) Business/investment use percentage	(d) Cost or other basis	(e) Basis for depreciation (business/investment use only)	(f) Recovery period	(g) Method/Convention	(h) Depreciation deduction	(i) Elected section 179 cost		
25 Special depreciation allowance for qualified listed property placed in service during the tax year and used more than 50% in a qualified business use (see instructions)								25		
26 Property used more than 50% in a qualified business use:										
27 Property used 50% or less in a qualified business use:										
28 Add amounts in column (h), lines 25 through 27. Enter here and on line 21, page 1								28		
29 Add amounts in column (i), line 26. Enter here and on line 7, page 1								29		

Section B – Information on Use of Vehicles

Complete this section for vehicles used by a sole proprietor, partner, or other 'more than 5% owner,' or related person. If you provided vehicles to your employees, first answer the questions in Section C to see if you meet an exception to completing this section for those vehicles.

	(a) Vehicle 1		(b) Vehicle 2		(c) Vehicle 3		(d) Vehicle 4		(e) Vehicle 5		(f) Vehicle 6	
30 Total business/investment miles driven during the year (do not include commuting miles)												
31 Total commuting miles driven during the year												
32 Total other personal (noncommuting) miles driven												
33 Total miles driven during the year. Add lines 30 through 32												
	Yes	No	Yes	No	Yes	No	Yes	No	Yes	No	Yes	No
34 Was the vehicle available for personal use during off-duty hours?												
35 Was the vehicle used primarily by a more than 5% owner or related person?												
36 Is another vehicle available for personal use?												

Section C – Questions for Employers Who Provide Vehicles for Use by Their Employees

Answer these questions to determine if you meet an exception to completing Section B for vehicles used by employees who are not more than 5% owners or related persons (see instructions).

	Yes	No
37 Do you maintain a written policy statement that prohibits all personal use of vehicles, including commuting, by your employees?		
38 Do you maintain a written policy statement that prohibits personal use of vehicles, except commuting, by your employees? See the instructions for vehicles used by corporate officers, directors, or 1% or more owners.		
39 Do you treat all use of vehicles by employees as personal use?		
40 Do you provide more than five vehicles to your employees, obtain information from your employees about the use of the vehicles, and retain the information received?		
41 Do you meet the requirements concerning qualified automobile demonstration use? (See instructions.)		

Note: If your answer to 37, 38, 39, 40, or 41 is 'Yes,' do not complete Section B for the covered vehicles.

Part VI Amortization

(a) Description of costs	(b) Date amortization begins	(c) Amortizable amount	(d) Code section	(e) Amortization period or percentage	(f) Amortization for this year
42 Amortization of costs that begins during your 2011 tax year (see instructions)					
LOAN COSTS-ANACAPA	2/04/11	17,995.		10	1,500.
LOAN COSTS-ANACAPA	2/04/11	17,500.		10	1,458.
43 Amortization of costs that began before your 2011 tax year					43
44 Total. Add amounts in column (f). See the instructions for where to report					44 3,500.

Part V Listed Property (Include automobiles, certain other vehicles, certain computers, and property used for entertainment, recreation, or amusement.)

Note: For any vehicle for which you are using the standard mileage rate or deducting lease expense, complete **only** 24a, 24b, columns (a) through (c) of Section A, all of Section B, and Section C if applicable.

Section A – Depreciation and Other Information (Caution: See the instructions for limits for passenger automobiles.)

24a Do you have evidence to support the business/investment use claimed?					Yes	No	24b If 'Yes,' is the evidence written?		Yes	No
(a) Type of property (list vehicles first)	(b) Date placed in service	(c) Business/investment use percentage	(d) Cost or other basis	(e) Basis for depreciation (business/investment use only)	(f) Recovery period	(g) Method/Convention	(h) Depreciation deduction	(i) Elected section 179 cost		
25 Special depreciation allowance for qualified listed property placed in service during the tax year and used more than 50% in a qualified business use (see instructions)								25		
26 Property used more than 50% in a qualified business use.										
27 Property used 50% or less in a qualified business use										
28 Add amounts in column (h), lines 25 through 27. Enter here and on line 21, page 1								28		
29 Add amounts in column (i), line 26. Enter here and on line 7, page 1								29		

Section B – Information on Use of Vehicles

Complete this section for vehicles used by a sole proprietor, partner, or other 'more than 5% owner,' or related person. If you provided vehicles to your employees, first answer the questions in Section C to see if you meet an exception to completing this section for those vehicles.

	(a) Vehicle 1	(b) Vehicle 2	(c) Vehicle 3	(d) Vehicle 4	(e) Vehicle 5	(f) Vehicle 6
30 Total business/investment miles driven during the year (do not include commuting miles)						
31 Total commuting miles driven during the year						
32 Total other personal (noncommuting) miles driven						
33 Total miles driven during the year. Add lines 30 through 32						
	Yes	No	Yes	No	Yes	No
34 Was the vehicle available for personal use during off-duty hours?						
35 Was the vehicle used primarily by a more than 5% owner or related person?						
36 Is another vehicle available for personal use?						

Section C – Questions for Employers Who Provide Vehicles for Use by Their Employees

Answer these questions to determine if you meet an exception to completing Section B for vehicles used by employees who are not more than 5% owners or related persons (see instructions).

	Yes	No
37 Do you maintain a written policy statement that prohibits all personal use of vehicles, including commuting, by your employees?		
38 Do you maintain a written policy statement that prohibits personal use of vehicles, except commuting, by your employees? See the instructions for vehicles used by corporate officers, directors, or 1% or more owners.		
39 Do you treat all use of vehicles by employees as personal use?		
40 Do you provide more than five vehicles to your employees, obtain information from your employees about the use of the vehicles, and retain the information received?		
41 Do you meet the requirements concerning qualified automobile demonstration use? (See instructions.)		

Note: If your answer to 37, 38, 39, 40, or 41 is 'Yes,' do not complete Section B for the covered vehicles.

Part VI Amortization

(a) Description of costs	(b) Date amortization begins	(c) Amortizable amount	(d) Code section	(e) Amortization period or percentage	(f) Amortization for this year
42 Amortization of costs that begins during your 2011 tax year (see instructions):					
LOAN COSTS-ANACAPA	2/04/11	6,500.		10	542.
43 Amortization of costs that began before your 2011 tax year					43
44 Total. Add amounts in column (f). See the instructions for where to report					44

Depreciation and Amortization
(Including Information on Listed Property)

▶ See separate instructions. ▶ Attach to your tax return.

OMB No 1545-0172

2011

Attachment
Sequence No 179Name(s) shown on return HUTTON FOUNDATION
DBA HUTTON PARKER FOUNDATIONIdentifying number
33-0779894

Business or activity to which this form relates

RENTAL ACTIVITY - 21 ARRELLAGA

Part I Election To Expense Certain Property Under Section 179

Note: If you have any listed property, complete Part V before you complete Part I

1	Maximum amount (see instructions)	1	
2	Total cost of section 179 property placed in service (see instructions)	2	
3	Threshold cost of section 179 property before reduction in limitation (see instructions)	3	
4	Reduction in limitation. Subtract line 3 from line 2. If zero or less, enter -0-	4	
5	Dollar limitation for tax year. Subtract line 4 from line 1. If zero or less, enter -0-. If married filing separately, see instructions	5	
6	(a) Description of property	(b) Cost (business use only)	(c) Elected cost
7	Listed property. Enter the amount from line 29	7	
8	Total elected cost of section 179 property. Add amounts in column (c), lines 6 and 7	8	
9	Tentative deduction. Enter the smaller of line 5 or line 8	9	
10	Carryover of disallowed deduction from line 13 of your 2010 Form 4562	10	
11	Business income limitation. Enter the smaller of business income (not less than zero) or line 5 (see instrs)	11	
12	Section 179 expense deduction. Add lines 9 and 10, but do not enter more than line 11	12	
13	Carryover of disallowed deduction to 2012. Add lines 9 and 10, less line 12	13	

Note: Do not use Part II or Part III below for listed property. Instead, use Part V.

Part II Special Depreciation Allowance and Other Depreciation (Do not include listed property) (See instructions)

14	Special depreciation allowance for qualified property (other than listed property) placed in service during the tax year (see instructions)	14	
15	Property subject to section 168(f)(1) election	15	
16	Other depreciation (including ACRS)	16	10,280.

Part III MACRS Depreciation (Do not include listed property) (See instructions.)**Section A**

17	MACRS deductions for assets placed in service in tax years beginning before 2011.	17	
18	If you are electing to group any assets placed in service during the tax year into one or more general asset accounts, check here <input type="checkbox"/>		

Section B — Assets Placed in Service During 2011 Tax Year Using the General Depreciation System

(a) Classification of property	(b) Month and year placed in service	(c) Basis for depreciation (business/investment use only — see instructions)	(d) Recovery period	(e) Convention	(f) Method	(g) Depreciation deduction
19a 3-year property						
b 5-year property						
c 7-year property						
d 10-year property						
e 15-year property						
f 20-year property						
g 25-year property			25 yrs		S/L	
h Residential rental property			27.5 yrs	MM	S/L	
i Nonresidential real property			27.5 yrs	MM	S/L	
			39 yrs	MM	S/L	

Section C — Assets Placed in Service During 2011 Tax Year Using the Alternative Depreciation System

20a Class life					S/L	
b 12-year			12 yrs		S/L	
c 40-year			40 yrs	MM	S/L	

Part IV Summary (See instructions)

21	Listed property. Enter amount from line 28	21	
22	Total. Add amounts from line 12, lines 14 through 17, lines 19 and 20 in column (g), and line 21. Enter here and on the appropriate lines of your return. Partnerships and S corporations — see instructions	22	10,280.
23	For assets shown above and placed in service during the current year, enter the portion of the basis attributable to section 263A costs	23	

Depreciation and Amortization
(Including Information on Listed Property)

▶ See separate instructions. ▶ Attach to your tax return.

OMB No 1545-0172

2011

Attachment
Sequence No 179Name(s) shown on return HUTTON FOUNDATION
DBA HUTTON PARKER FOUNDATIONIdentifying number
33-0779894

Business or activity to which this form relates

RENTAL ACTIVITY - 700 MILPAS

Part I Election To Expense Certain Property Under Section 179

Note: If you have any listed property, complete Part V before you complete Part I.

1	Maximum amount (see instructions)	1	
2	Total cost of section 179 property placed in service (see instructions)	2	
3	Threshold cost of section 179 property before reduction in limitation (see instructions)	3	
4	Reduction in limitation Subtract line 3 from line 2. If zero or less, enter -0-	4	
5	Dollar limitation for tax year. Subtract line 4 from line 1. If zero or less, enter -0- If married filing separately, see instructions	5	
6	(a) Description of property	(b) Cost (business use only)	(c) Elected cost
7	Listed property Enter the amount from line 29	7	
8	Total elected cost of section 179 property Add amounts in column (c), lines 6 and 7	8	
9	Tentative deduction Enter the smaller of line 5 or line 8	9	
10	Carryover of disallowed deduction from line 13 of your 2010 Form 4562	10	
11	Business income limitation Enter the smaller of business income (not less than zero) or line 5 (see instrs)	11	
12	Section 179 expense deduction Add lines 9 and 10, but do not enter more than line 11	12	
13	Carryover of disallowed deduction to 2012 Add lines 9 and 10, less line 12	13	

Note: Do not use Part II or Part III below for listed property. Instead, use Part V.

Part II Special Depreciation Allowance and Other Depreciation (Do not include listed property.) (See instructions.)

14	Special depreciation allowance for qualified property (other than listed property) placed in service during the tax year (see instructions)	14	
15	Property subject to section 168(f)(1) election	15	
16	Other depreciation (including ACRS)	16	20,123.

Part III MACRS Depreciation (Do not include listed property.) (See instructions.)**Section A**

17	MACRS deductions for assets placed in service in tax years beginning before 2011	17	
18	If you are electing to group any assets placed in service during the tax year into one or more general asset accounts, check here <input type="checkbox"/>		

Section B - Assets Placed in Service During 2011 Tax Year Using the General Depreciation System

(a) Classification of property	(b) Month and year placed in service	(c) Basis for depreciation (business/investment use only - see instructions)	(d) Recovery period	(e) Convention	(f) Method	(g) Depreciation deduction
19a 3-year property						
b 5-year property						
c 7-year property						
d 10-year property						
e 15-year property						
f 20-year property						
g 25-year property			25 yrs		S/L	
h Residential rental property			27.5 yrs	MM	S/L	
			27.5 yrs	MM	S/L	
i Nonresidential real property			39 yrs	MM	S/L	
				MM	S/L	

Section C - Assets Placed in Service During 2011 Tax Year Using the Alternative Depreciation System

20a Class life					S/L	
b 12-year			12 yrs		S/L	
c 40-year			40 yrs	MM	S/L	

Part IV Summary (See instructions.)

21	Listed property Enter amount from line 28	21	
22	Total Add amounts from line 12, lines 14 through 17, lines 19 and 20 in column (g), and line 21. Enter here and on the appropriate lines of your return Partnerships and S corporations - see instructions	22	20,123.
23	For assets shown above and placed in service during the current year, enter the portion of the basis attributable to section 263A costs	23	

Form **4562**Department of the Treasury
Internal Revenue Service (99)**Depreciation and Amortization**
(Including Information on Listed Property)

▶ See separate instructions. ▶ Attach to your tax return.

OMB No 1545 0172

2011Attachment
Sequence No **179**Name(s) shown on return **HUTTON FOUNDATION**
DBA HUTTON PARKER FOUNDATIONIdentifying number
33-0779894

Business or activity to which this form relates

RENTAL ACTIVITY - 5624 HOLLISTER**Part I Election To Expense Certain Property Under Section 179****Note:** If you have any listed property, complete Part V before you complete Part I.

1	Maximum amount (see instructions)	1	
2	Total cost of section 179 property placed in service (see instructions)	2	
3	Threshold cost of section 179 property before reduction in limitation (see instructions)	3	
4	Reduction in limitation. Subtract line 3 from line 2. If zero or less, enter -0-	4	
5	Dollar limitation for tax year. Subtract line 4 from line 1. If zero or less, enter -0-. If married filing separately, see instructions	5	
6	(a) Description of property	(b) Cost (business use only)	(c) Elected cost
7	Listed property. Enter the amount from line 29	7	
8	Total elected cost of section 179 property. Add amounts in column (c), lines 6 and 7	8	
9	Tentative deduction. Enter the smaller of line 5 or line 8	9	
10	Carryover of disallowed deduction from line 13 of your 2010 Form 4562	10	
11	Business income limitation. Enter the smaller of business income (not less than zero) or line 5 (see instrs)	11	
12	Section 179 expense deduction. Add lines 9 and 10, but do not enter more than line 11	12	
13	Carryover of disallowed deduction to 2012. Add lines 9 and 10, less line 12	13	

Note: Do not use Part II or Part III below for listed property. Instead, use Part V.**Part II Special Depreciation Allowance and Other Depreciation (Do not include listed property.)** (See instructions.)

14	Special depreciation allowance for qualified property (other than listed property) placed in service during the tax year (see instructions)	14	
15	Property subject to section 168(f)(1) election	15	
16	Other depreciation (including ACRS)	16	42,270.

Part III MACRS Depreciation (Do not include listed property.) (See instructions.)**Section A**

17	MACRS deductions for assets placed in service in tax years beginning before 2011	17	
18	If you are electing to group any assets placed in service during the tax year into one or more general asset accounts, check here <input type="checkbox"/>		

Section B - Assets Placed in Service During 2011 Tax Year Using the General Depreciation System

(a) Classification of property	(b) Month and year placed in service	(c) Basis for depreciation (business/investment use only - see instructions)	(d) Recovery period	(e) Convention	(f) Method	(g) Depreciation deduction
19a 3-year property						
b 5-year property						
c 7-year property						
d 10-year property						
e 15-year property						
f 20-year property						
g 25-year property			25 yrs		S/L	
h Residential rental property			27.5 yrs	MM	S/L	
			27.5 yrs	MM	S/L	
i Nonresidential real property			39 yrs	MM	S/L	
				MM	S/L	

Section C - Assets Placed in Service During 2011 Tax Year Using the Alternative Depreciation System

20a Class life					S/L	
b 12-year			12 yrs		S/L	
c 40-year			40 yrs	MM	S/L	

Part IV Summary (See instructions.)

21	Listed property. Enter amount from line 28	21	
22	Total. Add amounts from line 12, lines 14 through 17, lines 19 and 20 in column (g), and line 21. Enter here and on the appropriate lines of your return. Partnerships and S corporations - see instructions	22	42,270.
23	For assets shown above and placed in service during the current year, enter the portion of the basis attributable to section 263A costs	23	

Part V Listed Property (Include automobiles, certain other vehicles, certain computers, and property used for entertainment, recreation, or amusement.)

Note: For any vehicle for which you are using the standard mileage rate or deducting lease expense, complete **only** 24a, 24b, columns (a) through (c) of Section A, all of Section B, and Section C if applicable

Section A – Depreciation and Other Information (Caution: See the instructions for limits for passenger automobiles)

24a Do you have evidence to support the business/investment use claimed?					Yes	No	24b If 'Yes,' is the evidence written?					Yes	No
(a) Type of property (list vehicles first)	(b) Date placed in service	(c) Business/investment use percentage	(d) Cost or other basis	(e) Basis for depreciation (business/investment use only)	(f) Recovery period	(g) Method/Convention	(h) Depreciation deduction	(i) Elected section 179 cost					
25 Special depreciation allowance for qualified listed property placed in service during the tax year and used more than 50% in a qualified business use (see instructions)							25						
26 Property used more than 50% in a qualified business use.													
27 Property used 50% or less in a qualified business use:													
28 Add amounts in column (h), lines 25 through 27. Enter here and on line 21, page 1							28						
29 Add amounts in column (i), line 26. Enter here and on line 7, page 1								29					

Section B – Information on Use of Vehicles

Complete this section for vehicles used by a sole proprietor, partner, or other 'more than 5% owner,' or related person. If you provided vehicles to your employees, first answer the questions in Section C to see if you meet an exception to completing this section for those vehicles.

	(a) Vehicle 1		(b) Vehicle 2		(c) Vehicle 3		(d) Vehicle 4		(e) Vehicle 5		(f) Vehicle 6	
30 Total business/investment miles driven during the year (do not include commuting miles)												
31 Total commuting miles driven during the year												
32 Total other personal (noncommuting) miles driven												
33 Total miles driven during the year. Add lines 30 through 32												
	Yes	No	Yes	No	Yes	No	Yes	No	Yes	No	Yes	No
34 Was the vehicle available for personal use during off-duty hours?												
35 Was the vehicle used primarily by a more than 5% owner or related person?												
36 Is another vehicle available for personal use?												

Section C – Questions for Employers Who Provide Vehicles for Use by Their Employees

Answer these questions to determine if you meet an exception to completing Section B for vehicles used by employees who are not more than 5% owners or related persons (see instructions).

	Yes	No
37 Do you maintain a written policy statement that prohibits all personal use of vehicles, including commuting, by your employees?		
38 Do you maintain a written policy statement that prohibits personal use of vehicles, except commuting, by your employees? See the instructions for vehicles used by corporate officers, directors, or 1% or more owners		
39 Do you treat all use of vehicles by employees as personal use?		
40 Do you provide more than five vehicles to your employees, obtain information from your employees about the use of the vehicles, and retain the information received?		
41 Do you meet the requirements concerning qualified automobile demonstration use? (See instructions)		
Note: If your answer to 37, 38, 39, 40, or 41 is 'Yes,' do not complete Section B for the covered vehicles.		

Part VI Amortization

(a) Description of costs	(b) Date amortization begins	(c) Amortizable amount	(d) Code section	(e) Amortization period or percentage	(f) Amortization for this year
42 Amortization of costs that begins during your 2011 tax year (see instructions)					
43 Amortization of costs that began before your 2011 tax year					43
					1,479.
44 Total. Add amounts in column (f). See the instructions for where to report					44
					1,479.

Form **4562**Department of the Treasury
Internal Revenue Service (99)**Depreciation and Amortization**
(Including Information on Listed Property)

OMB No 1545-0172

2011Attachment
Sequence No **179**Name(s) shown on return **HUTTON FOUNDATION
DBA HUTTON PARKER FOUNDATION**Identifying number
33-0779894

Business or activity to which this form relates

RENTAL ACTIVITY - 302 CARRILLO STREET**Part I Election To Expense Certain Property Under Section 179***Note: If you have any listed property, complete Part V before you complete Part I.*

1	Maximum amount (see instructions)	1	
2	Total cost of section 179 property placed in service (see instructions)	2	
3	Threshold cost of section 179 property before reduction in limitation (see instructions)	3	
4	Reduction in limitation Subtract line 3 from line 2. If zero or less, enter -0-	4	
5	Dollar limitation for tax year Subtract line 4 from line 1. If zero or less, enter -0-. If married filing separately, see instructions	5	
6	(a) Description of property	(b) Cost (business use only)	(c) Elected cost
7	Listed property. Enter the amount from line 29	7	
8	Total elected cost of section 179 property Add amounts in column (c), lines 6 and 7	8	
9	Tentative deduction. Enter the smaller of line 5 or line 8	9	
10	Carryover of disallowed deduction from line 13 of your 2010 Form 4562	10	
11	Business income limitation Enter the smaller of business income (not less than zero) or line 5 (see instrs)	11	
12	Section 179 expense deduction Add lines 9 and 10, but do not enter more than line 11	12	
13	Carryover of disallowed deduction to 2012. Add lines 9 and 10, less line 12	13	

*Note: Do not use Part II or Part III below for listed property. Instead, use Part V***Part II Special Depreciation Allowance and Other Depreciation (Do not include listed property) (See instructions)**

14	Special depreciation allowance for qualified property (other than listed property) placed in service during the tax year (see instructions)	14	
15	Property subject to section 168(f)(1) election	15	
16	Other depreciation (including ACRS)	16	25,214.

Part III MACRS Depreciation (Do not include listed property) (See instructions)**Section A**

17	MACRS deductions for assets placed in service in tax years beginning before 2011	17	
18	If you are electing to group any assets placed in service during the tax year into one or more general asset accounts, check here <input type="checkbox"/>		

Section B - Assets Placed in Service During 2011 Tax Year Using the General Depreciation System

(a) Classification of property	(b) Month and year placed in service	(c) Basis for depreciation (business/investment use only - see instructions)	(d) Recovery period	(e) Convention	(f) Method	(g) Depreciation deduction
19a 3-year property						
b 5-year property						
c 7-year property						
d 10-year property						
e 15-year property						
f 20-year property						
g 25-year property			25 yrs		S/L	
h Residential rental property			27.5 yrs	MM	S/L	
			27.5 yrs	MM	S/L	
i Nonresidential real property			39 yrs	MM	S/L	
				MM	S/L	

Section C - Assets Placed in Service During 2011 Tax Year Using the Alternative Depreciation System

20a Class life					S/L	
b 12-year			12 yrs		S/L	
c 40-year			40 yrs	MM	S/L	

Part IV Summary (See instructions)

21	Listed property Enter amount from line 28	21	
22	Total Add amounts from line 12, lines 14 through 17, lines 19 and 20 in column (g), and line 21 Enter here and on the appropriate lines of your return. Partnerships and S corporations - see instructions	22	25,214.
23	For assets shown above and placed in service during the current year, enter the portion of the basis attributable to section 263A costs	23	

Form **4562**Department of the Treasury
Internal Revenue Service (99)**Depreciation and Amortization**
(Including Information on Listed Property)

▶ See separate instructions. ▶ Attach to your tax return.

OMB No 1545-0172

2011Attachment
Sequence No **179**Name(s) shown on return **HUTTON FOUNDATION
DBA HUTTON PARKER FOUNDATION**Identifying number
33-0779894

Business or activity to which this form relates

RENTAL ACTIVITY - 327-335 SALINAS STREET**Part I Election To Expense Certain Property Under Section 179****Note:** If you have any listed property, complete Part V before you complete Part I

1	Maximum amount (see instructions)	1	
2	Total cost of section 179 property placed in service (see instructions)	2	
3	Threshold cost of section 179 property before reduction in limitation (see instructions)	3	
4	Reduction in limitation Subtract line 3 from line 2. If zero or less, enter -0-	4	
5	Dollar limitation for tax year Subtract line 4 from line 1. If zero or less, enter -0-. If married filing separately, see instructions	5	
6	(a) Description of property	(b) Cost (business use only)	(c) Elected cost
7	Listed property Enter the amount from line 29	7	
8	Total elected cost of section 179 property. Add amounts in column (c), lines 6 and 7	8	
9	Tentative deduction Enter the smaller of line 5 or line 8	9	
10	Carryover of disallowed deduction from line 13 of your 2010 Form 4562	10	
11	Business income limitation Enter the smaller of business income (not less than zero) or line 5 (see instrs)	11	
12	Section 179 expense deduction Add lines 9 and 10, but do not enter more than line 11	12	
13	Carryover of disallowed deduction to 2012 Add lines 9 and 10, less line 12	13	

Note: Do not use Part II or Part III below for listed property. Instead, use Part V**Part II Special Depreciation Allowance and Other Depreciation (Do not include listed property.)** (See instructions)

14	Special depreciation allowance for qualified property (other than listed property) placed in service during the tax year (see instructions)	14	
15	Property subject to section 168(f)(1) election	15	
16	Other depreciation (including ACRS)	16	25,327.

Part III MACRS Depreciation (Do not include listed property.) (See instructions)**Section A**

17	MACRS deductions for assets placed in service in tax years beginning before 2011	17	
18	If you are electing to group any assets placed in service during the tax year into one or more general asset accounts, check here <input type="checkbox"/>		

Section B - Assets Placed in Service During 2011 Tax Year Using the General Depreciation System

(a) Classification of property	(b) Month and year placed in service	(c) Basis for depreciation (business/investment use only - see instructions)	(d) Recovery period	(e) Convention	(f) Method	(g) Depreciation deduction
19a 3-year property						
b 5-year property						
c 7-year property						
d 10-year property						
e 15-year property						
f 20-year property						
g 25-year property			25 yrs		S/L	
h Residential rental property			27.5 yrs	MM	S/L	
			27.5 yrs	MM	S/L	
i Nonresidential real property			39 yrs	MM	S/L	
				MM	S/L	

Section C - Assets Placed in Service During 2011 Tax Year Using the Alternative Depreciation System

20a Class life					S/L	
b 12-year			12 yrs		S/L	
c 40-year			40 yrs	MM	S/L	

Part IV Summary (See instructions)

21	Listed property. Enter amount from line 28	21	
22	Total Add amounts from line 12, lines 14 through 17, lines 19 and 20 in column (g), and line 21. Enter here and on the appropriate lines of your return. Partnerships and S corporations - see instructions	22	25,327.
23	For assets shown above and placed in service during the current year, enter the portion of the basis attributable to section 263A costs	23	

Form **4562**Department of the Treasury
Internal Revenue Service (99)**Depreciation and Amortization**
(Including Information on Listed Property)

▶ See separate instructions. ▶ Attach to your tax return.

OMB No 1545-0172

2011Attachment
Sequence No **179**Name(s) shown on return **HUTTON FOUNDATION**
DBA HUTTON PARKER FOUNDATIONIdentifying number
33-0779894

Business or activity to which this form relates

RENTAL ACTIVITY - 120 EAST JONES STREET**Part I Election To Expense Certain Property Under Section 179****Note:** If you have any listed property, complete Part V before you complete Part I

1	Maximum amount (see instructions)	1	
2	Total cost of section 179 property placed in service (see instructions)	2	
3	Threshold cost of section 179 property before reduction in limitation (see instructions)	3	
4	Reduction in limitation Subtract line 3 from line 2. If zero or less, enter -0-	4	
5	Dollar limitation for tax year. Subtract line 4 from line 1. If zero or less, enter -0-. If married filing separately, see instructions	5	
6	(a) Description of property	(b) Cost (business use only)	(c) Elected cost
7	Listed property Enter the amount from line 29	7	
8	Total elected cost of section 179 property Add amounts in column (c), lines 6 and 7	8	
9	Tentative deduction. Enter the smaller of line 5 or line 8	9	
10	Carryover of disallowed deduction from line 13 of your 2010 Form 4562	10	
11	Business income limitation Enter the smaller of business income (not less than zero) or line 5 (see instrs)	11	
12	Section 179 expense deduction Add lines 9 and 10, but do not enter more than line 11	12	
13	Carryover of disallowed deduction to 2012. Add lines 9 and 10, less line 12	13	

Note: Do not use Part II or Part III below for listed property. Instead, use Part V.**Part II Special Depreciation Allowance and Other Depreciation (Do not include listed property.)** (See instructions)

14	Special depreciation allowance for qualified property (other than listed property) placed in service during the tax year (see instructions)	14	
15	Property subject to section 168(f)(1) election	15	
16	Other depreciation (including ACRS)	16	38,097.

Part III MACRS Depreciation (Do not include listed property.) (See instructions.)**Section A**

17	MACRS deductions for assets placed in service in tax years beginning before 2011	17	
18	If you are electing to group any assets placed in service during the tax year into one or more general asset accounts, check here <input type="checkbox"/>		

Section B - Assets Placed in Service During 2011 Tax Year Using the General Depreciation System

(a) Classification of property	(b) Month and year placed in service	(c) Basis for depreciation (business/investment use only - see instructions)	(d) Recovery period	(e) Convention	(f) Method	(g) Depreciation deduction
19a 3-year property						
b 5-year property						
c 7-year property						
d 10-year property						
e 15-year property						
f 20-year property						
g 25-year property			25 yrs		S/L	
h Residential rental property			27.5 yrs	MM	S/L	
			27.5 yrs	MM	S/L	
i Nonresidential real property			39 yrs	MM	S/L	
				MM	S/L	

Section C - Assets Placed in Service During 2011 Tax Year Using the Alternative Depreciation System

20a Class life					S/L	
b 12-year			12 yrs		S/L	
c 40-year			40 yrs	MM	S/L	

Part IV Summary (See instructions)

21	Listed property Enter amount from line 28	21	
22	Total Add amounts from line 12, lines 14 through 17, lines 19 and 20 in column (g), and line 21. Enter here and on the appropriate lines of your return. Partnerships and S corporations - see instructions	22	38,097.
23	For assets shown above and placed in service during the current year, enter the portion of the basis attributable to section 263A costs	23	

BAA For Paperwork Reduction Act Notice, see separate instructions.

FDIZ0812L 05/20/11

Form **4562** (2011)

Form **4562**Department of the Treasury
Internal Revenue Service (99)**Depreciation and Amortization**
(Including Information on Listed Property)

▶ See separate instructions. ▶ Attach to your tax return.

OMB No 1545-0172

2011Attachment
Sequence No **179**Name(s) shown on return **HUTTON FOUNDATION**
DBA HUTTON PARKER FOUNDATIONIdentifying number
33-0779894

Business or activity to which this form relates

RENTAL ACTIVITY - 5638 HOLLISTER**Part I Election To Expense Certain Property Under Section 179****Note:** If you have any listed property, complete Part V before you complete Part I.

1	Maximum amount (see instructions)	1	
2	Total cost of section 179 property placed in service (see instructions)	2	
3	Threshold cost of section 179 property before reduction in limitation (see instructions)	3	
4	Reduction in limitation Subtract line 3 from line 2. If zero or less, enter -0-	4	
5	Dollar limitation for tax year. Subtract line 4 from line 1. If zero or less, enter -0-. If married filing separately, see instructions	5	
6	(a) Description of property	(b) Cost (business use only)	(c) Elected cost
7	Listed property Enter the amount from line 29	7	
8	Total elected cost of section 179 property Add amounts in column (c), lines 6 and 7	8	
9	Tentative deduction Enter the smaller of line 5 or line 8	9	
10	Carryover of disallowed deduction from line 13 of your 2010 Form 4562	10	
11	Business income limitation Enter the smaller of business income (not less than zero) or line 5 (see instrs)	11	
12	Section 179 expense deduction. Add lines 9 and 10, but do not enter more than line 11	12	
13	Carryover of disallowed deduction to 2012 Add lines 9 and 10, less line 12	13	

Note: Do not use Part II or Part III below for listed property. Instead, use Part V**Part II Special Depreciation Allowance and Other Depreciation (Do not include listed property.)** (See instructions)

14	Special depreciation allowance for qualified property (other than listed property) placed in service during the tax year (see instructions)	14	
15	Property subject to section 168(f)(1) election	15	
16	Other depreciation (including ACRS)	16	69,421.

Part III MACRS Depreciation (Do not include listed property.) (See instructions)**Section A**

17	MACRS deductions for assets placed in service in tax years beginning before 2011	17	
18	If you are electing to group any assets placed in service during the tax year into one or more general asset accounts, check here <input type="checkbox"/>		

Section B - Assets Placed in Service During 2011 Tax Year Using the General Depreciation System

(a) Classification of property	(b) Month and year placed in service	(c) Basis for depreciation (business/investment use only — see instructions)	(d) Recovery period	(e) Convention	(f) Method	(g) Depreciation deduction
19a 3-year property						
b 5-year property						
c 7-year property						
d 10-year property						
e 15-year property						
f 20-year property						
g 25-year property			25 yrs		S/L	
h Residential rental property			27.5 yrs	MM	S/L	
			27.5 yrs	MM	S/L	
i Nonresidential real property			39 yrs	MM	S/L	
				MM	S/L	

Section C - Assets Placed in Service During 2011 Tax Year Using the Alternative Depreciation System

20a Class life					S/L	
b 12-year			12 yrs		S/L	
c 40-year			40 yrs	MM	S/L	

Part IV Summary (See instructions.)

21	Listed property. Enter amount from line 28	21	
22	Total Add amounts from line 12, lines 14 through 17, lines 19 and 20 in column (g), and line 21 Enter here and on the appropriate lines of your return. Partnerships and S corporations — see instructions	22	69,421.
23	For assets shown above and placed in service during the current year, enter the portion of the basis attributable to section 263A costs	23	

Form **4562**Department of the Treasury
Internal Revenue Service (99)**Depreciation and Amortization**
(Including Information on Listed Property)

▶ See separate instructions. ▶ Attach to your tax return.

OMB No 1545-0172

2011Attachment
Sequence No **179**Name(s) shown on return **HUTTON FOUNDATION
DBA HUTTON PARKER FOUNDATION**Identifying number
33-0779894

Business or activity to which this form relates

RENTAL ACTIVITY - 6842 PHELPS**Part I Election To Expense Certain Property Under Section 179****Note:** If you have any listed property, complete Part V before you complete Part I

1	Maximum amount (see instructions)	1	
2	Total cost of section 179 property placed in service (see instructions)	2	
3	Threshold cost of section 179 property before reduction in limitation (see instructions)	3	
4	Reduction in limitation Subtract line 3 from line 2. If zero or less, enter -0-	4	
5	Dollar limitation for tax year. Subtract line 4 from line 1. If zero or less, enter -0- If married filing separately, see instructions	5	
6	(a) Description of property	(b) Cost (business use only)	(c) Elected cost
7	Listed property Enter the amount from line 29	7	
8	Total elected cost of section 179 property Add amounts in column (c), lines 6 and 7	8	
9	Tentative deduction. Enter the smaller of line 5 or line 8	9	
10	Carryover of disallowed deduction from line 13 of your 2010 Form 4562	10	
11	Business income limitation Enter the smaller of business income (not less than zero) or line 5 (see instrs)	11	
12	Section 179 expense deduction Add lines 9 and 10, but do not enter more than line 11	12	
13	Carryover of disallowed deduction to 2012 Add lines 9 and 10, less line 12	13	

Note: Do not use Part II or Part III below for listed property. Instead, use Part V**Part II Special Depreciation Allowance and Other Depreciation (Do not include listed property.)** (See instructions.)

14	Special depreciation allowance for qualified property (other than listed property) placed in service during the tax year (see instructions)	14	
15	Property subject to section 168(f)(1) election	15	
16	Other depreciation (including ACRS)	16	9,015.

Part III MACRS Depreciation (Do not include listed property.) (See instructions.)**Section A**

17	MACRS deductions for assets placed in service in tax years beginning before 2011	17	
18	If you are electing to group any assets placed in service during the tax year into one or more general asset accounts, check here <input type="checkbox"/>		

Section B - Assets Placed in Service During 2011 Tax Year Using the General Depreciation System

(a) Classification of property	(b) Month and year placed in service	(c) Basis for depreciation (business/investment use only - see instructions)	(d) Recovery period	(e) Convention	(f) Method	(g) Depreciation deduction
19a 3-year property						
b 5-year property						
c 7-year property						
d 10-year property						
e 15-year property						
f 20-year property						
g 25-year property			25 yrs		S/L	
h Residential rental property			27.5 yrs	MM	S/L	
i Nonresidential real property			27.5 yrs	MM	S/L	
			39 yrs	MM	S/L	

Section C - Assets Placed in Service During 2011 Tax Year Using the Alternative Depreciation System

20a Class life					S/L	
b 12-year			12 yrs		S/L	
c 40-year			40 yrs	MM	S/L	

Part IV Summary (See instructions.)

21	Listed property Enter amount from line 28	21	
22	Total Add amounts from line 12, lines 14 through 17, lines 19 and 20 in column (g), and line 21. Enter here and on the appropriate lines of your return. Partnerships and S corporations - see instructions	22	9,015.
23	For assets shown above and placed in service during the current year, enter the portion of the basis attributable to section 263A costs	23	

BAA For Paperwork Reduction Act Notice, see separate instructions.

FDIZ0812L 05/20/11

Form **4562** (2011)

Form **4562**Department of the Treasury
Internal Revenue Service (99)**Depreciation and Amortization**
(Including Information on Listed Property)

▶ See separate instructions. ▶ Attach to your tax return.

OMB No 1545-0172

2011Attachment
Sequence No **179**Name(s) shown on return **HUTTON FOUNDATION**
DBA HUTTON PARKER FOUNDATIONIdentifying number
33-0779894

Business or activity to which this form relates

RENTAL ACTIVITY - 1528 CHAPALA**Part I Election To Expense Certain Property Under Section 179****Note:** If you have any listed property, complete Part V before you complete Part I

1	Maximum amount (see instructions)	1	
2	Total cost of section 179 property placed in service (see instructions)	2	
3	Threshold cost of section 179 property before reduction in limitation (see instructions)	3	
4	Reduction in limitation Subtract line 3 from line 2. If zero or less, enter -0-	4	
5	Dollar limitation for tax year Subtract line 4 from line 1. If zero or less, enter -0-. If married filing separately, see instructions	5	
6	(a) Description of property	(b) Cost (business use only)	(c) Elected cost
7	Listed property. Enter the amount from line 29	7	
8	Total elected cost of section 179 property. Add amounts in column (c), lines 6 and 7	8	
9	Tentative deduction. Enter the smaller of line 5 or line 8	9	
10	Carryover of disallowed deduction from line 13 of your 2010 Form 4562	10	
11	Business income limitation. Enter the smaller of business income (not less than zero) or line 5 (see instrs)	11	
12	Section 179 expense deduction Add lines 9 and 10, but do not enter more than line 11	12	
13	Carryover of disallowed deduction to 2012 Add lines 9 and 10, less line 12	13	

Note: Do not use Part II or Part III below for listed property. Instead, use Part V**Part II Special Depreciation Allowance and Other Depreciation (Do not include listed property.)** (See instructions)

14	Special depreciation allowance for qualified property (other than listed property) placed in service during the tax year (see instructions)	14	
15	Property subject to section 168(f)(1) election	15	
16	Other depreciation (including ACRS)	16	115,958.

Part III MACRS Depreciation (Do not include listed property.) (See instructions)**Section A**

17	MACRS deductions for assets placed in service in tax years beginning before 2011	17	
18	If you are electing to group any assets placed in service during the tax year into one or more general asset accounts, check here <input type="checkbox"/>		

Section B - Assets Placed in Service During 2011 Tax Year Using the General Depreciation System

(a) Classification of property	(b) Month and year placed in service	(c) Basis for depreciation (business/investment use only - see instructions)	(d) Recovery period	(e) Convention	(f) Method	(g) Depreciation deduction
19a 3-year property						
b 5-year property						
c 7-year property						
d 10-year property						
e 15-year property						
f 20-year property						
g 25-year property			25 yrs		S/L	
h Residential rental property			27.5 yrs	MM	S/L	
			27.5 yrs	MM	S/L	
i Nonresidential real property			39 yrs	MM	S/L	
				MM	S/L	

Section C - Assets Placed in Service During 2011 Tax Year Using the Alternative Depreciation System

20a Class life					S/L	
b 12-year			12 yrs		S/L	
c 40-year			40 yrs	MM	S/L	

Part IV Summary (See instructions)

21	Listed property. Enter amount from line 28	21	
22	Total Add amounts from line 12, lines 14 through 17, lines 19 and 20 in column (g), and line 21. Enter here and on the appropriate lines of your return. Partnerships and S corporations - see instructions	22	115,958.
23	For assets shown above and placed in service during the current year, enter the portion of the basis attributable to section 263A costs	23	

BAA For Paperwork Reduction Act Notice, see separate instructions.

FD/Z0812L 05/20/11

Form **4562** (2011)

HUTTON FOUNDATION
DBA HUTTON PARKER FOUNDATION
33-0779894
YEAR ENDED DECEMBER 31, 2011

INDEX OF SUPPORTING SCHEDULES

FORM 990-PF, PART I, LINE 11-OTHER INCOME
FORM 990-PF-PART 1, LINE 16b-OTHER PROFESSIONAL FEES
FORM 990-PF-PART 1, LINE 18-TAXES
FORM 990-PF-PART 1, LINE 23-OTHER EXPENSES
FORM 990-PF-PART II, LINE 7-OTHER NOTES AND LOANS RECEIVABLE
FORM 990-PF-PART II, LINE 10b-INVESTMENTS-CORPORATE STOCKS
FORM 990-PF, PART II, LINE 11-LAND, BUILDING, AND EQUIPMENT INVESTMENTS
FORM 990-PF, PART II, LINE 13-INVESTMENTS-OTHER
FORM 990-PF, PART II, LINE 14-LAND, BUILDING, AND EQUIPMENT
FORM 990-PF, PART II, LINE 15-OTHER ASSETS
FORM 990-PF, PART II, LINE 21-MORTGAGES AND OTHER NOTE PAYABLE
FORM 990-PF, PART II, LINE 22-OTHER LIABILITIES
FORM 990-PF, PART III, LINE 3-OTHER INCREASES
FORM 990-PF, PART III, LINE 5-OTHER DECREASES
FORM 990-PF, PART IX-B, LINE 1-SUMMARY OF PROGRAM RELATED INVESTMENTS
FORM 990-PF, PART XV, LINE 2a-d-APPLICATION SUBMISSION INFORMATION
FEDERAL WORKSHEETS-RENTAL INCOME WORKSHEETS
STATEMENT: 2011 FEDERAL BOOK DEPRECIATION SCHEDULE
STATEMENT: PART XV-#3 A GRANTS & CONTRIBUTIONS PAID DURING YEAR OR
APPROVED FOR FUTURE PAYMENTS
HUTTON FOUNDATION ANNUAL REPORT

Application for Extension of Time To File an Exempt Organization Return

OMB No. 1545-1709

Department of the Treasury
Internal Revenue Service► **File a separate application for each return.**

- If you are filing for an **Automatic 3-Month Extension**, complete only **Part I** and check this box ☒
- If you are filing for an **Additional (Not Automatic) 3-Month Extension**, complete only **Part II** (on page 2 of this form)

Do not complete Part II unless you have already been granted an automatic 3-month extension on a previously filed Form 8868

Electronic filing (e-file). You can electronically file Form 8868 if you need a 3-month automatic extension of time to file (6 months for a corporation required to file Form 990-T), or an additional (not automatic) 3-month extension of time. You can electronically file Form 8868 to request an extension of time to file any of the forms listed in Part I or Part II with the exception of Form 8870, Information Return for Transfers Associated With Certain Personal Benefit Contracts, which must be sent to the IRS in paper format (see instructions). For more details on the electronic filing of this form, visit www.irs.gov/efile and click on *e-file for Charities & Nonprofits*

Part I Automatic 3-Month Extension of Time. Only submit original (no copies needed).A corporation required to file Form 990-T and requesting an automatic 6-month extension — check this box and complete Part I only ☐*All other corporations (including 1120-C filers), partnerships, REMICS, and trusts must use Form 7004 to request an extension of time to file income tax returns***Enter filer's identifying number, see instructions**

Type or print File by the due date for filing your return. See instructions	Name of exempt organization or other filer, see instructions	Employer identification number (EIN) or
	HUTTON FOUNDATION DEA HUTTON PARKER FOUNDATION	<input checked="" type="checkbox"/> 33-0779894
	Number, street, and room or suite number. If a P.O. box, see instructions	Social security number (SSN)
	26 WEST ANAPAMU, 4TH FLOOR	<input type="checkbox"/>
	City, town or post office, state, and ZIP code. For a foreign address, see instructions	
	SANTA BARBARA, CA 93101	

Enter the Return code for the return that this application is for (file a separate application for each return)

04

Application Is For	Return Code	Application Is For	Return Code
Form 990	01	Form 990-T (corporation)	07
Form 990-BL	02	Form 1041-A	08
Form 990-EZ	01	Form 4720	09
Form 990-PF	04	Form 5227	10
Form 990-T (section 401(a) or 408(a) trust)	05	Form 6069	11
Form 990-T (trust other than above)	06	Form 8870	12

- The books are in the care of ► ARLENE R. CRAIG

Telephone No ► 805-957-4740 FAX No ► 626-859-0216

- If the organization does not have an office or place of business in the United States, check this box ☐
- If this is for a Group Return, enter the organization's four digit Group Exemption Number (GEN) _____. If this is for the whole group, check this box ☐. If it is for part of the group, check this box ☐ and attach a list with the names and EINs of all members the extension is for.

- 1 I request an automatic 3-month (6 months for a corporation required to file Form 990-T) extension of time until 8/15, 20 12, to file the exempt organization return for the organization named above.
The extension is for the organization's return for

- ☒ calendar year 20 11 or
- tax year beginning _____, 20 _____, and ending _____, 20 _____.

- 2 If the tax year entered in line 1 is for less than 12 months, check reason ☐ Initial return ☐ Final return
☐ Change in accounting period

3a If this application is for Form 990-BL, 990-PF, 990-T, 4720, or 6069, enter the tentative tax, less any nonrefundable credits. See instructions.	3a	\$	88,813.
b If this application is for Form 990-PF, 990-T, 4720, or 6069, enter any refundable credits and estimated tax payments made. Include any prior year overpayment allowed as a credit.	3b	\$	73,813.
c Balance due. Subtract line 3b from line 3a. Include your payment with this form, if required, by using EFTPS (Electronic Federal Tax Payment System). See instructions.	3c	\$	15,000.

Caution. If you are going to make an electronic fund withdrawal with this Form 8868, see Form 8453-EO and Form 8879-EO for payment instructions**BAA For Paperwork Reduction Act Notice, see Instructions.**Form **8868** (Rev. 1-2012)

- If you are filing for an **Additional (Not Automatic) 3-Month Extension**, complete only **Part II** and check this box ☒

Note. Only complete Part II if you have already been granted an automatic 3-month extension on a previously filed Form 8868

- If you are filing for an **Automatic 3-Month Extension**, complete only **Part I** (on page 1)

Part II Additional (Not Automatic) 3-Month Extension of Time. Only file the original (no copies needed).

Enter filer's identifying number, see instructions

Type or print File by the extended due date for filing the return. See instructions	Name of exempt organization or other filer, see instructions	Employer identification number (EIN) or
	HUTTON FOUNDATION DBA HUTTON PARKER FOUNDATION	<input checked="" type="checkbox"/> 33-0779894
	Number, street, and room or suite number. If a P.O. box, see instructions	Social security number (SSN)
	YVONNE R. O'NEILL, CPA P.O. BOX 2594	<input type="checkbox"/>
	City, town or post office, state, and ZIP code. For a foreign address, see instructions	
	MISSION VIEJO, CA 92690-2594	

Enter the Return code for the return that this application is for (file a separate application for each return).

04

Application Is For	Return Code	Application Is For	Return Code
Form 990	01		
Form 990-BL	02	Form 1041-A	08
Form 990-EZ	01	Form 4720	09
Form 990-PF	04	Form 5227	10
Form 990-T (section 401(a) or 408(a) trust)	05	Form 6069	11
Form 990-T (trust other than above)	06	Form 8870	12

STOP! Do not complete Part II if you were not already granted an automatic 3-month extension on a previously filed Form 8868.

- The books are in care of ARLENE R. CRAIG
Telephone No. 805-957-4740 FAX No. 626-859-0216
- If the organization does not have an office or place of business in the United States, check this box ☐
- If this is for a Group Return, enter the organization's four digit Group Exemption Number (GEN) _____. If this is for the whole group, check this box ☐. If it is for part of the group, check this box ☐ and attach a list with the names and EINs of all members the extension is for

4 I request an additional 3-month extension of time until 11/15, 2012.

5 For calendar year 2011, or other tax year beginning _____, 20____, and ending _____, 20____

6 If the tax year entered in line 5 is for less than 12 months, check reason: ☐ Initial return ☐ Final return
☐ Change in accounting period

7 State in detail why you need the extension TAXPAYER RESPECTFULLY REQUESTS ADDITIONAL TIME TO GATHER INFORMATION NECESSARY TO FILE A COMPLETE AND ACCURATE TAX RETURN.

8a If this application is for Form 990-BL, 990-PF, 990-T, 4720, or 6069, enter the tentative tax, less any nonrefundable credits. See instructions	8a \$	70,060.
b If this application is for Form 990-PF, 990-T, 4720, or 6069, enter any refundable credits and estimated tax payments made. Include any prior year overpayment allowed as a credit and any amount paid previously with Form 8868	8b \$	88,813.
c Balance due. Subtract line 8b from line 8a. Include your payment with this form, if required, by using EFTPS (Electronic Federal Tax Payment System). See instructions	8c \$	0.

Signature and Verification must be completed for Part II only.

Under penalties of perjury, I declare that I have examined this form, including accompanying schedules and statements, and to the best of my knowledge and belief, it is true, correct, and complete, and that I am authorized to prepare this form

Signature ☐

Title VICE PRESIDENT

Date ☐

BAA

FIFZ0502L 07/29/11

Form 8868 (Rev 1-2012)